



# IDFPR

## Illinois Department of Financial and Professional Regulation

Division of Real Estate

www.idfpr.com

**JB PRITZKER**  
Governor

**MARIO TRETO, JR.**  
Secretary

**Laurie Murphy**  
Director

Illinois Department of Financial & Professional Regulation, Division of Real Estate  
Real Estate Administration and Disciplinary Board  
OPEN Minutes

Date: July 13, 2023

Call to Order: 9:39 a.m. –Monica Gutierrez – Chairperson

Location: IDFPR - Division of Real Estate  
555 West Monroe Street 4<sup>th</sup> Floor, Lincoln Room  
Chicago, IL 60661  
And  
Via Interactive Video Conference at IDFPR  
320 West Washington Street, 2<sup>nd</sup> Floor, Conference Room 258  
Springfield, IL 62786

Board Member(s) Present: Valerie Acosta, Loretta Alonzo-Deubel, Gaspar Flores Jr., Oralia Herrera, Shirin Marvi, Carol Meinhart, Michael Oldenettel, Nykea Pippion McGriff, Victoria Sampah, Norm Willoughby

Board Member(s) Absent: Joe Castillo

Division Staff Present: Adrienne Levatino – Associate General Counsel, Jeremy Reed – Chief of Licensing and Education, Geetu Naik – Chief of Prosecutions, Hector Rodriguez – Chief of Audits and Investigations, Jennifer Rossiter Moreno – Operations Manager, Susan Sigourney – Board Liaison, Debra Malinowski – Board Liaison

Guest(s) Present: Larry Toban – Real Estate Institute, Mike Fair – Your House Academy, Rocky Esposito – AHI Real Kirk Antkiewicz – Chicago Association of Realtors, Estate Carrie Elliott – Illinois Realtors Licensing & Training Center, Melissa Cannata – CE Shop, Sharon Halperin – Oak Park Area Association of Realtors, Rosanna Diaz – Instructor, Alyce Fisher.

Topic	Discussion	Action
Call to Order	Chairperson Monica Gutierrez opened the meeting.	The meeting was called to order at 9:39 am.
Approval of Open Minutes	The Board reviewed the Open Minutes from the June 8, 2023 Real Estate Administration and Disciplinary Board Meeting.	Motion made by Herrera seconded by Meinhart to approve the Open Minutes from the June 8, 2023 meeting. Motion carried unanimously.
Public Comments	There were no public comments.	
Licensing Report	<p>The Licensing Report for activity conducted in June 2023 was presented and discussed. A copy of the report is attached to and made a part of these minutes.</p> <p>Mr. Reed reported that the educational licensees, including schools, courses and instructors, have ended their renewal cycle on June 30, 2023. Real Estate Instructors are still eligible to renew their license using IDFPR’s online portal, until July 31, 2023, but must pay a late fee. Approximately seventy-four percent of the Real Estate Pre-License Instructors and fifty-seven percent of the Real Estate Continuing Education Instructors have renewed their license.</p> <p>Mr. Reed mentioned that the process for renewing the Real Estate School and course applications is intensive, thanked Diane Green for processing those renewal applications.</p> <p>Mr. Reed stated that the Department received feedback that the state portion of the state instructor’s exam is outdated and that he had discussed this with PSI. The Department is going to meet, next week, with board and industry members to review the exam.</p> <p>Mr. Reed reported that PSI completed its job analysis for the national portion of the managing broker’s exam. In October, updates will be uploaded into the managing national portion of that exam. Mr. Reed thanked the board members for their participation in this process.</p> <p>Mr. Antkiewicz inquired about the managing broker’s pass rate for the month of June 2023. Mr. Reed mentioned that twenty-six percent of first timers takers had passed and that thirty-five percent of those repeating the exam had passed.</p>	

Topic	Discussion	Action
	<p>Mr. Toban asked whether the updates that PSI is making to the national portion of the exam would affect all three of the exams: managing broker, broker and instructor or will exclude the instructor exam. Mr. Reed will investigate this matter.</p> <p>Mr. Willoughby inquired whether the status for managing brokers have been changed from active to non-renewed for those that did not submit a renewal application. Mr. Reed replied that the status has been changed to non-renewed. Mr. Reed noted that eighty-nine percent of managing broker's renewed their license.</p> <p>Mr. Oldenettel observed that the numbers for first time takers and repeaters for the national portion of the managing broker exam did not match the numbers for the first timers and repeaters of the state portion of that exam. Mr. Reed explained some of the reasons why the numbers are not the same.</p> <p>Mr. Willoughby inquired if the Department is updating the managing broker curriculum. Mr. Reed replied that the Department is reviewing proposed recommendations from the industry and Board Members.</p>	
Education Report	The 2023 Education Report through the month of June was presented and distributed. A copy of the report is attached to and made a part of these minutes.	
Complaints Report	The 2023 Complaints Report through the month of June was presented and distributed. A copy of the report is attached to and made a part of these minutes.	
Audits Reports	The Audits Report for activity conducted in June 2023 was presented and distributed. A copy of the report is attached to and made a part of these minutes.	
Investigations Report	<p>The 2023 Investigations Report through the month of June was presented and distributed. A copy of the report is attached to and made a part of these minutes.</p> <p>Ms. Marvi inquired what year are the oldest cases in investigations. Mr. Rodriguez mentioned that the oldest</p>	

Topic	Discussion	Action
	<p>cases are the year 2016 and explained why there is a delay in concluding some investigations.</p> <p>Mr. Willoughby asked about the status of hiring additional investigators. Mr. Rodriguez explained that the Department posted three investigations positions and are pending the interview process. Ms. Levatino explained the State’s interview process. Mr. Willoughby asked whether the Department considered hiring temporary investigators to address the Investigations’ case back-log. Mr. Rodriguez responded that the Department has considered this but decided not to hire temporary investigators. There were additional comments regarding this topic.</p>	
Prosecutions Report	<p>The 2023 Prosecutions Report through the month of June was presented and distributed. A copy of the report is attached to and made a part of these minutes.</p> <p>Ms. Naik announced that she is leaving the Department and that this will be her last Board Meeting.</p>	
Real Estate Recovery Fund Report	<p>The Real Estate Recovery Fund Report for the 2023 Fiscal Year through June 2023 was presented and distributed. A copy of the report is attached to and made a part of these minutes.</p>	
Formal Hearing Schedule	<p>There are three cases that are scheduled for a formal hearing.</p>	
Old Business	<p>There was no old business discussed.</p>	
New Business Vice Chairperson Election	<p>Chairperson Gutierrez opened the nominations for Vice Chairperson of the Board for fiscal year 2024.</p>	<p>A motion was made by Oldenettel and seconded by Marvi to elect Loretta Alonzo-Deubel as Vice Chairperson. Motion carried.</p>
Motion to go into Closed Session	<p>Roll Call Vote:  Valerie Acosta, yes  Loretta Alonzo-Deubel, yes  Gaspar Flores, yes  Oralia Herrera, yes  Shirin Marvi, yes  Carol Meinhart, yes  Nykea Pippion McGriff, yes  Michael Oldenettel, yes</p>	<p>A motion made by Willoughby seconded by Oldenettel to go into Closed Session for purposes of reviewing Closed Minutes and for deliberations pursuant to Section 2 (c) (4) and (15) of the Open Meetings Act at 10:13 a.m. Motion carried unanimously by roll call vote.</p>

Topic	Discussion	Action
	<p>Victoria Sampah, yes Norm Willoughby, yes</p>	
<p>Closed Session</p>	<p>The June 8, 2023 closed session minutes were reviewed by the Board.</p> <p>The Board reviewed the Consumer Complaints Review and Case File Review Committee’s reports for: <u>June 14, 2023</u></p> <ul style="list-style-type: none"> <li>3 Cases Recommended for Closure by Investigations</li> <li>2 Cases Referred to Prosecutions by Investigations</li> <li>2 Case for Closure by Prosecutions</li> <li>3 Complaints Referred to Investigations</li> <li>4 Complaints Recommended for Closure</li> </ul> <p><u>July 12, 2023</u></p> <ul style="list-style-type: none"> <li>7 Cases Recommended for Closure by Investigations</li> <li>4 Cases Referred to Prosecutions by Investigations</li> <li>0 Cases for Closure by Prosecutions</li> <li>10 Complaints Referred to Investigations</li> <li>2 Complaints Recommended for Closure</li> </ul> <p>The Board deliberated on pending enforcement actions.</p>	
<p>Motion to go into Open Session</p> <p>Approval of June 8, 2023 Closed Minutes</p>		<p>A motion made by Acosta seconded by Sampah, to go into Open Session at 10:26 a.m. Motion carried unanimously.</p> <p>Motion made by Pippion McGriff, seconded by Flores Jr. to approve The June 8, 2023 Closed Minutes. Motion carried unanimously.</p> <p>Motion made by Pippion McGriff seconded by Willoughby to ratify the actions of Consumer Complaint Review (CCR) and Case File Review Committee (CRC) and to approve the Board’s recommendations presented in Closed Session. Motion carried</p>



**LICENSE REPORT**  
**CALENDAR YEAR 2023**  
**JUNE**

Prefix	PROFESSION	SPONSOR CHG.	INITIAL LIC.	RENEWALS	ACTIVE
471	RE Managing Broker	71	19	103	15,658
473	Residential Leasing Agent	36	68	14	3,043
475	Real Estate Broker	633	449	38	57,725
477	RE Branch Office	5	21	1	1,149
478	Real Estate Broker Corporation	1	9	10	3,156
479	Real Estate Broker Partnership	0	0	0	25
481	RE Limited Liability Firm	6	13	8	2,277
495	RE Virtual Office	0	8	0	40
515	RE Education Provider	0	0	52	70
512	RE Pre-Lic Instructor	0	3	115	294
513	RE Pre-Lic Course	0	1	375	497
563	RE CE Instructor	0	3	48	192
564	Real Estate CE Course	0	3	423	671
	<b>TOTAL</b>	<b>752</b>	<b>597</b>	<b>1,187</b>	<b>84,797</b>

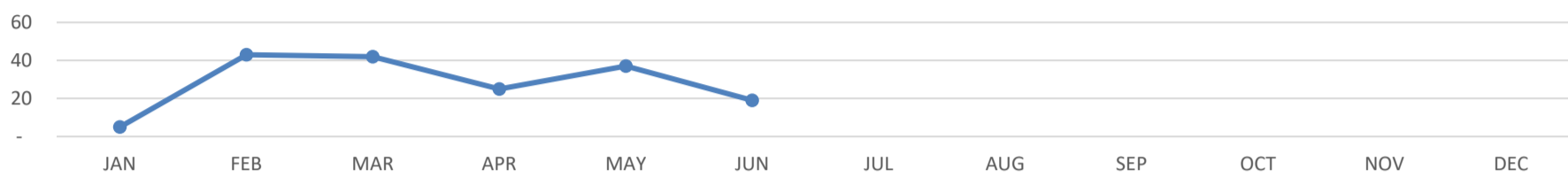
## MANAGING BROKER 2023

	JAN	FEB	MAR	APR	MAY	JUN	JUL	AUG	SEP	OCT	NOV	DEC
<b>INITIAL LIC.</b>	5	43	42	25	37	19						
<b>RENEWALS</b>	4	3,046	2,663	6,414	1,431	103						
<b>SPONSOR CHG.</b>	119	131	108	87	119	71						
<b>2023 TOTAL ACTIVE</b>	<b>15,498</b>	<b>15,525</b>	<b>15,564</b>	<b>15,594</b>	<b>15,639</b>	<b>15,658</b>						

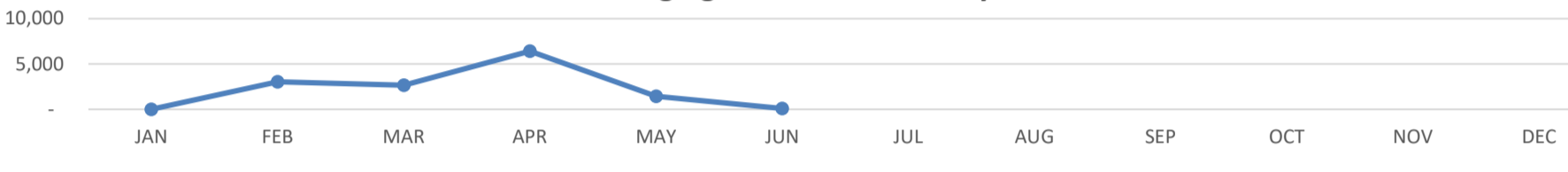
## MANAGING BROKER 2022

	JAN	FEB	MAR	APR	MAY	JUN	JUL	AUG	SEP	OCT	NOV	DEC
<b>INITIAL LIC.</b>	28	34	46	33	27	25	20	22	13	17	11	16
<b>RENEWALS</b>	30	19	17	20	12	8	4	7	7	29	5	6
<b>SPONSOR CHG.</b>	93	73	94	20	55	65	48	72	80	121	87	91
<b>2022 TOTAL ACTIVE</b>	<b>15,353</b>	<b>15,390</b>	<b>15,460</b>	<b>15,528</b>	<b>15,567</b>	<b>15,596</b>	<b>15,620</b>	<b>15,638</b>	<b>15,654</b>	<b>15,663</b>	<b>15,463</b>	<b>15,470</b>

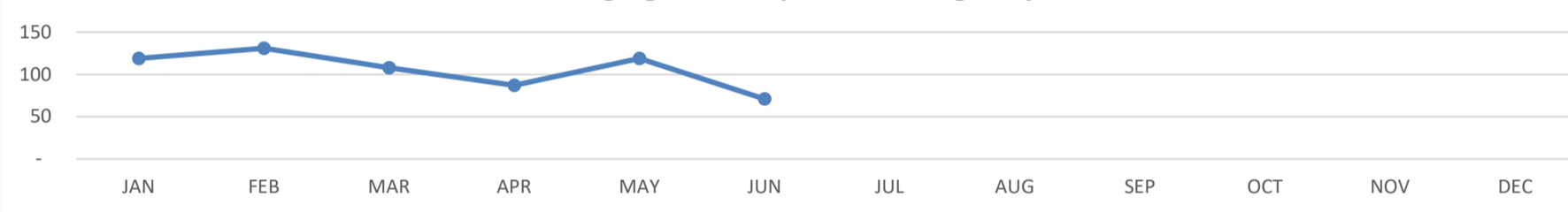
**2023 Managing Broker Initial Licenes Issued**



**2023 Managing Broker Renewals by Month**



**2023 Manging Broker Sponsor Changes by Month**





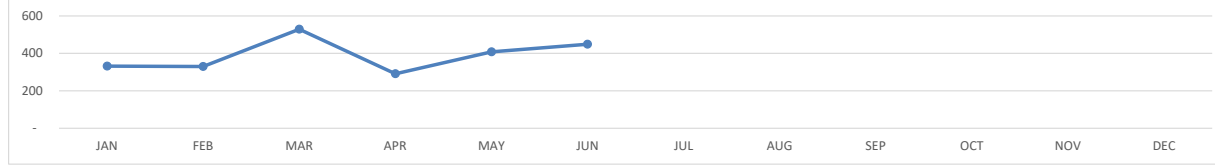
### BROKER 2023

	JAN	FEB	MAR	APR	MAY	JUN	JUL	AUG	SEP	OCT	NOV	DEC
INITIAL LIC.	332	330	529	291	408	449						
RENEWALS	63	94	92	68	65	38						
SPONSOR CHG.	1,093	1,083	1,035	759	1,016	633						
<b>2023 TOTAL ACTIVE</b>	<b>55,551</b>	<b>55,885</b>	<b>56,478</b>	<b>56,866</b>	<b>57,311</b>	<b>57,725</b>						

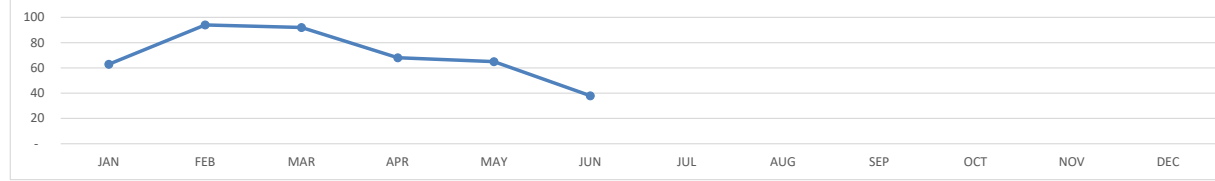
### BROKER 2022

	JAN	FEB	MAR	APR	MAY	JUN	JUL	AUG	SEP	OCT	NOV	DEC
INITIAL LIC.	429	532	594	494	432	498	416	494	314	291	314	367
RENEWALS	22	7,797	8,430	25,952	5,302	707	328	186	98	105	72	103
SPONSOR CHG.	833	639	768	770	588	648	497	593	759	799	693	814
<b>2022 TOTAL ACTIVE</b>	<b>62,790</b>	<b>63,276</b>	<b>63,855</b>	<b>64,397</b>	<b>64,852</b>	<b>61,597</b>	<b>62,333</b>	<b>62,802</b>	<b>63,202</b>	<b>63,516</b>	<b>54,688</b>	<b>55,205</b>

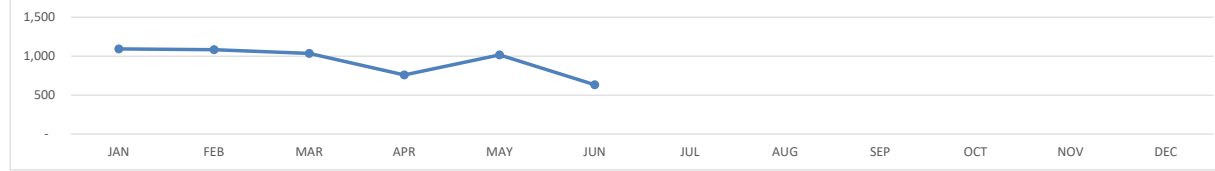
2023 Initial Broker Licenses Issued by Month



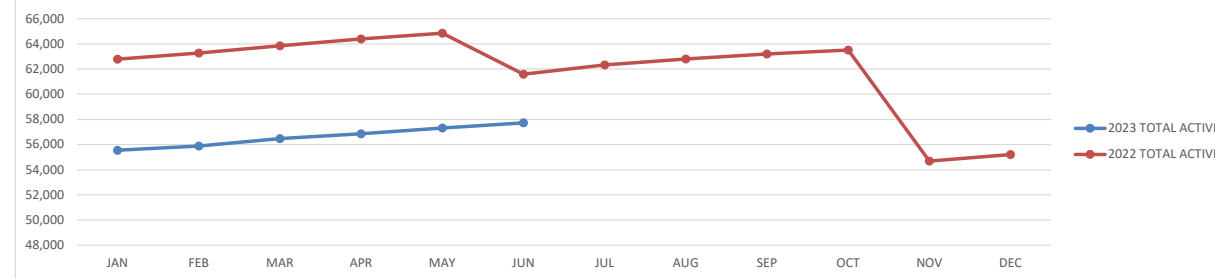
2023 Broker Renewals by Month



2023 Broker Sponsor Changes by Month



2023 v. 2022 Active Brokers by Month



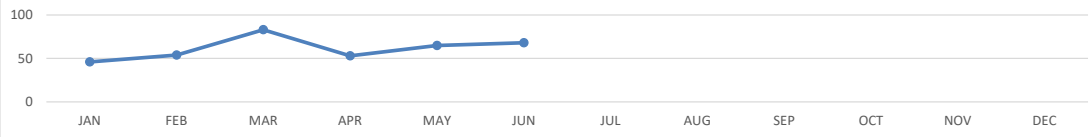
### RESIDENTIAL LEASING AGENT 2023

	JAN	FEB	MAR	APR	MAY	JUN	JUL	AUG	SEP	OCT	NOV	DEC
INITIAL LIC.	46	54	83	53	65	68						
RENEWALS	24	15	18	13	16	14						
SPONSOR CHG.	32	36	58	46	42	36						
<b>2023 TOTAL ACTIVE</b>	<b>2,686</b>	<b>2,744</b>	<b>2,833</b>	<b>2,906</b>	<b>2,975</b>	<b>3,043</b>						

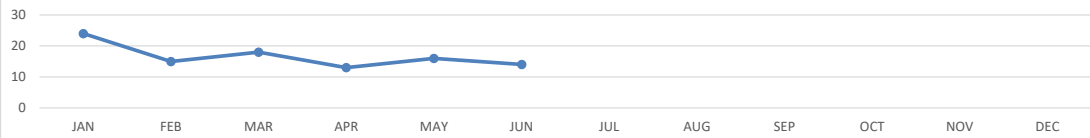
### RESIDENTIAL LEASING AGENT 2022

	JAN	FEB	MAR	APR	MAY	JUN	JUL	AUG	SEP	OCT	NOV	DEC
INITIAL LIC.	68	62	72	14	73	86	47	52	58	49	54	36
RENEWALS	3	7	6	213	227	406	963	255	39	31	19	13
SPONSOR CHG.	46	39	48	29	38	37	37	28	43	28	31	41
<b>2022 TOTAL ACTIVE</b>	<b>4,314</b>	<b>4,361</b>	<b>4,419</b>	<b>4,432</b>	<b>4,509</b>	<b>4,594</b>	<b>4,615</b>	<b>4,662</b>	<b>2,436</b>	<b>2,510</b>	<b>2,576</b>	<b>2,640</b>

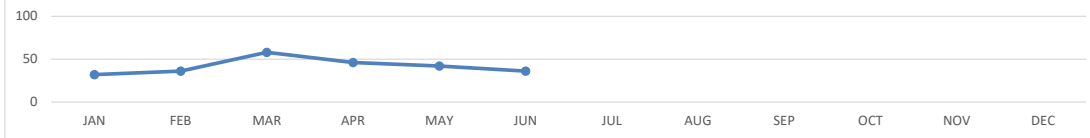
2023 Residential Leasing Agent Initial Licenses Issued by Month



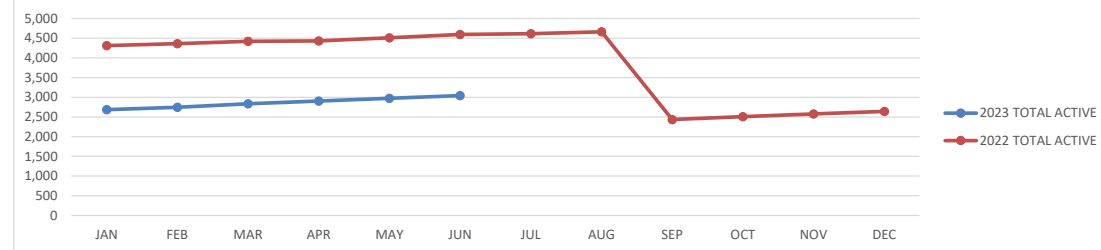
2023 Residential Leasing Agent Renewals by Month



2023 Residential Leasing Agent Sponsor Changes by Month



2023 v. 2022 Residential Leasing Agent Active License Count



as of...

5/31/2023

6/30/2023

License prefix	License Type	Active Licenses	Active Licenses
440	Licensed Auctioneer	233	233
441	Licensed Auctioneer	638	647
444	Licensed Auction Firm	165	170
445	Licensed Auction CE School	6	6
446	Licensed Auction CE Course	46	46
<b>Totals</b>		<b>1,088</b>	<b>1,102</b>

License prefix	License Type	Active Licenses	Active Licenses
553	Certified General Real Estate Appraiser	1,438	1,442
555	Licensed Appraiser Education Provider	20	20
556	Certified Residential Real Estate Appraiser	1,864	1,865
557	Associate Real Estate Trainee Appraiser	468	473
558	Appraisal Management Company	130	131
572	Temporary Practice Real Estate Appraiser	38	36
573	Licensed Appraiser Pre-Lic Course	117	117
575	Licensed Appraiser CE Course	454	459
<b>Totals</b>		<b>4,529</b>	<b>4,543</b>

License prefix	License Type	Active Licenses	Active Licenses
261	LICENSED COMMUNITY ASSOCIATION MANAGER	2,023	2,045
291	Community Association Management Firm	0	17
<b>Totals</b>		<b>2,023</b>	<b>2,062</b>

License prefix	License Type	Active Licenses	Active Licenses
450	Licensed Home Inspector	1,624	1,633
451	Licensed Home Inspector Entity	174	174
452	Licensed Home Inspector Education Provider	24	24
453	Licensed Home Inspector Pre-License Course	24	24
454	Licensed Home Inspector CE Course	134	134
<b>Totals</b>		<b>1,980</b>	<b>1,989</b>

<b>Total Licenses</b>	<b>9,620</b>	<b>9,696</b>
-----------------------	--------------	--------------

**2023 Real Estate Examination Pass Rates**

		JAN	FEB	MAR	APR	MAY	JUN	JUL	AUG	SEP	OCT	NOV	DEC
2023 Managing Broker National	<b>First Time</b>	<b>27%</b>	<b>31%</b>	<b>18%</b>	<b>34%</b>	<b>27%</b>	<b>26%</b>						
	First Time Takers	37	32	40	35	43	31						
	<b>Repeat</b>	<b>28%</b>	<b>23%</b>	<b>27%</b>	<b>26%</b>	<b>33%</b>	<b>35%</b>						
	Repeat Takers	47	40	56	46	43	52						
2023 Managing Broker State	<b>First Time</b>	<b>82%</b>	<b>79%</b>	<b>68%</b>	<b>85%</b>	<b>86%</b>	<b>85%</b>						
	First Time Takers	22	19	25	20	22	13						
	<b>Repeat</b>	<b>50%</b>	<b>64%</b>	<b>70%</b>	<b>100%</b>	<b>100%</b>	<b>90%</b>						
	Repeat Takers	6	11	10	6	2	10						
Managing Broker Reciprocity Exam	<b>First Time</b>	<b>57%</b>	<b>100%</b>	<b>94%</b>	<b>55%</b>	<b>83%</b>	<b>100%</b>						
	First Time Takers	7	3	16	11	6	3						
	<b>Repeat</b>	<b>0%</b>	<b>0%</b>	<b>50%</b>	<b>0%</b>	<b>50%</b>	<b>0%</b>						
	Repeat Takers	0	0	2	2	2	0						

2023 Broker National	<b>First Time</b>	<b>47%</b>	<b>40%</b>	<b>44%</b>	<b>47%</b>	<b>43%</b>	<b>42%</b>						
	First Time Takers	522	502	581	573	582	524						
	<b>Repeat</b>	<b>32%</b>	<b>29%</b>	<b>33%</b>	<b>30%</b>	<b>30%</b>	<b>29%</b>						
	Repeat Takers	388	491	580	555	520	536						
2023 Broker State	<b>First Time</b>	<b>60%</b>	<b>55%</b>	<b>57%</b>	<b>56%</b>	<b>58%</b>	<b>53%</b>						
	First Time Takers	361	351	426	374	391	344						
	<b>Repeat</b>	<b>47%</b>	<b>43%</b>	<b>47%</b>	<b>52%</b>	<b>45%</b>	<b>41%</b>						
	Repeat Takers	223	271	285	292	271	286						
Broker Reciprocity Exam	<b>First Time</b>	<b>81%</b>	<b>74%</b>	<b>63%</b>	<b>75%</b>	<b>71%</b>	<b>79%</b>						
	First Time Takers	31	27	41	36	28	29						
	<b>Repeat</b>	<b>19%</b>	<b>38%</b>	<b>50%</b>	<b>75%</b>	<b>80%</b>	<b>44%</b>						
	Repeat Takers	16	8	10	16	5	9						

Leasing Agent National	<b>First Time</b>	<b>48%</b>	<b>58%</b>	<b>50%</b>	<b>56%</b>	<b>56%</b>	<b>65%</b>						
	First Time Takers	60	76	102	78	73	94						
	<b>Repeat</b>	<b>26%</b>	<b>60%</b>	<b>47%</b>	<b>44%</b>	<b>43%</b>	<b>36%</b>						
	Repeat Takers	61	55	62	54	57	47						

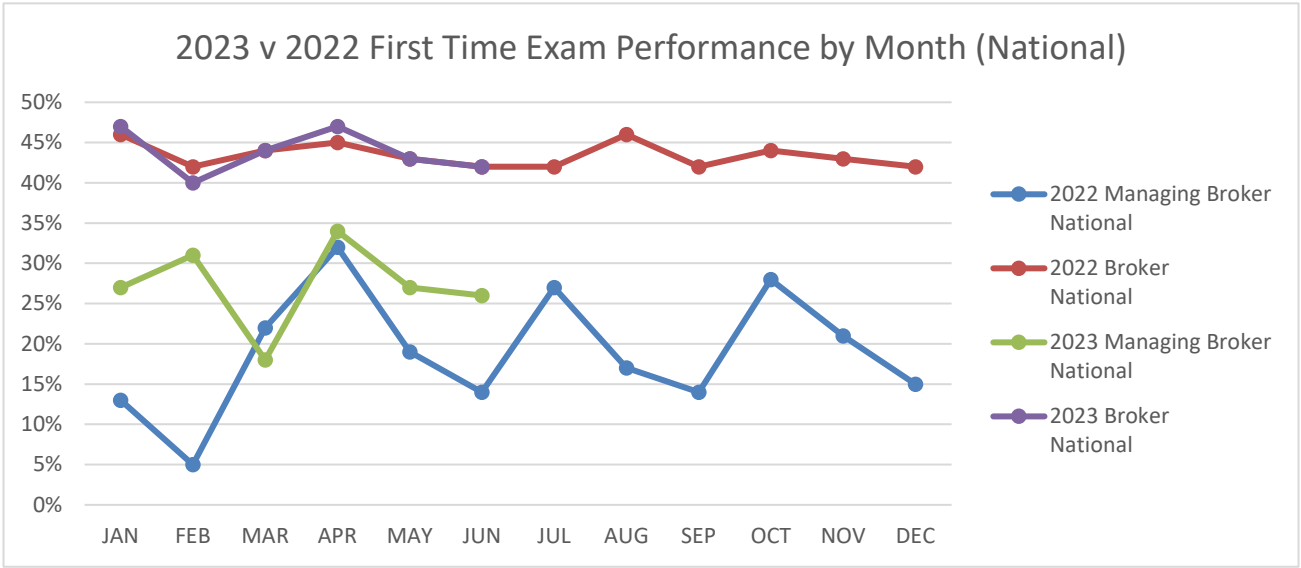
RE Instructors National	<b>First Time</b>	<b>40%</b>	<b>25%</b>	<b>29%</b>	<b>100%</b>	<b>33%</b>	<b>0%</b>						
	First Time Takers	5	4	7	1	3	2						
	Repeat	50%	50%	33%	60%	100%	0%						
	<b>Repeat Takers</b>	<b>5</b>	<b>2</b>	<b>9</b>	<b>5</b>	<b>1</b>	<b>0</b>						
RE Instructors State	<b>First Time</b>	<b>67%</b>	<b>75%</b>	<b>83%</b>	<b>100%</b>	<b>0%</b>	<b>100%</b>						
	First Time Takers	3	4	6	1	2	1						
	<b>Repeat</b>	<b>0%</b>	<b>100%</b>	<b>0%</b>	<b>0%</b>	<b>0%</b>	<b>50%</b>						
	Repeat Takers	0	1	0	0	0	2						

**2022 Real Estate Examination Pass Rates - Pass Rate**

		JAN	FEB	MAR	APR	MAY	JUN	JUL	AUG	SEP	OCT	NOV	DEC
2022 Managing Broker National	First Time	13%	5%	22%	32%	19%	14%	27%	17%	14%	28%	21%	15%
	Repeat	26%	33%	28%	22%	23%	18%	19%	41%	22%	22%	37%	22%
	<b>Total Test Takers</b>	<b>88</b>	<b>86</b>	<b>121</b>	<b>136</b>	<b>50</b>	<b>59</b>	<b>70</b>	<b>67</b>	<b>65</b>	<b>71</b>	<b>64</b>	<b>72</b>
2022 Managing Broker State	First Time	86%	69%	76%	88%	93%	79%	71%	74%	88%	91%	76%	86%
	Repeat	80%	67%	89%	67%	100%	50%	60%	33%	100%	17%	60%	50%
	<b>Total Test Takers</b>	<b>47</b>	<b>45</b>	<b>73</b>	<b>73</b>	<b>29</b>	<b>30</b>	<b>32</b>	<b>39</b>	<b>31</b>	<b>37</b>	<b>33</b>	<b>29</b>
Managing Broker Reciprocity Exam	First Time	60%	82%	50%	100%	0%	67%	100%	0%	50%	67%	100%	83%
	Repeat	0%	100%	0%	0%	0%	0%	0%	0%	0%	0%	0%	0%
	<b>Total Test Takers</b>	<b>5</b>	<b>12</b>	<b>8</b>	<b>5</b>	<b>4</b>	<b>4</b>	<b>2</b>	<b>2</b>	<b>5</b>	<b>7</b>	<b>6</b>	<b>6</b>
2022 Broker National	First Time	46%	42%	44%	45%	43%	42%	42%	46%	42%	44%	43%	42%
	Repeat	35%	44%	33%	29%	33%	29%	30%	26%	26%	30%	34%	33%

	<b>Total Test Takers</b>	1026	1127	1386	1357	1186	1106	1058	1069	989	900	889	963
<b>Broker State</b>	First Time	52%	55%	59%	59%	57%	54%	56%	59%	50%	61%	56%	57%
	Repeat	47%	44%	48%	45%	41%	40%	43%	41%	38%	39%	47%	41%
	<b>Total Test Takers</b>	853	962	1156	1126	988	946	876	897	860	747	750	829
<b>Broker Reciprocity Exam</b>	First Time	38%	58%	64%	64%	66%	75%	38%	67%	85%	68%	63%	57%
	Repeat	13%	44%	33%	50%	30%	25%	50%	50%	50%	50%	45%	43%
	<b>Total Test Takers</b>	65	69	85	90	72	48	31	59	32	27	35	42

<b>Leasing Agent National</b>	First Time	52%	58%	47%	42%	48%	45%	42%	41%	56%	49%	53%	47%
	Repeat	44%	56%	48%	34%	45%	50%	35%	56%	51%	35%	40%	50%
	<b>Total Test Takers</b>	140	131	134	121	125	116	132	142	144	148	132	130



<b>2023</b>	<b>(512) Pre-License Instructors Licensed</b>	<b>(513) Pre-License Courses Licensed</b>	<b>(563) CE Instructors Licensed</b>	<b>(564) CE Courses Licensed</b>	<b>(515) Education Providers Licensed</b>	<b>Total # of Licenses Issued</b>	<b># in Process</b>
January	3	0	2	6	0	11	21
February	0	0	0	1	0	1	9
March	1	1	0	1	0	3	9
April	6	0	6	20	3	35	9
May	5	0	1	6	0	12	16
June	3	1	3	3	0	10	14
July						0	
August						0	
September						0	
October						0	
November						0	
December						0	
<b>YTD Total</b>	<b>18</b>	<b>2</b>	<b>12</b>	<b>37</b>	<b>3</b>	<b>72</b>	
<b>Total Active Licenses</b>	<b>294</b>	<b>497</b>	<b>192</b>	<b>671</b>	<b>70</b>	<b>Diane Green Nate Chandler</b>	

June 2023  
Complaint Report

Column1	New RE Complaints	New RE Complaints Assigned To Investigations	Complaints Closed At Intake Review	RE Matters Closed At CCR
January	42	24	13	5
February	31	19	9	3
March	43	22	9	12
April	77	47	20	10
May	57	30	19	8
June	14	3	7	4
July				
August				
September				
October				
November				
December				
Total	264	145	77	42

**MONTHLY EXAMINATIONS REPORT**  
**READ Board – July 13, 2023**

Licensees that have not yet had an examination in the Chicago Area region are continuing to be assigned to the non-Chicago Area Region examiners. In the effort to accelerate the number of examinations to be conducted, *Brokerage Verification Reports* are being mailed to these licensees. This report allows the examiner to assess the level of activity of the licensee then complete the examination process by mail or schedule an on-site review. From the total number of initial examinations closed in June was 35 files were in this region.

**INITIAL EXAMINATIONS COMPLETED**

**RESOLUTION TYPE: BROKERAGE VERIFICATION REPORT – NOT PRACTICING**  
**TOTAL COMPLETED: 6**

An examination conducted by mail and the licensee has not performed licensed real estate activity within the past three years.

**RESOLUTION TYPE: BROKERAGE VERIFICATION REPORT – PRACTICING**  
**TOTAL COMPLETED: 11**

An examination conducted by mail and the licensee has performed licensed real estate activity within the past three years.

**RESOLUTION TYPE: INSPECTED – NOT PRACTICING**  
**TOTAL COMPLETED: 0**

An on-site examination has been conducted and the licensee has not performed licensed real estate activity within the past three years.

**RESOLUTION TYPE: INSPECTED – PRACTICING**  
**TOTAL COMPLETED: 0**

An on-site examination has been conducted and the licensee has performed licensed real estate activity within the past three years.

**RESOLUTION TYPE: NOT INSPECTED**  
**TOTAL CLOSED: 2**

This category is comprised of licensees not requiring a complete examination. This includes licensees that are out-of-state residents, deceased licensees, companies that are out of business (or license status has become "inactive") or change of sponsorship.

**RESOLUTION TYPE: REFERRED TO SUPERVISOR**  
**TOTAL CLOSED: 0**

This category is comprised of licensees that have either not responded to a *Brokerage Verification Report* after two attempts from the examiner or has failed to appear for the scheduled on-site examination after two attempts.

**RESOLUTION TYPE: SUPERVISOR REFERRAL TO PROSECUTION**  
**TOTAL CLOSED: 0**

This category is comprised of licensees that have not responded to a *Brokerage Verification Report* after three attempts from the supervisor. In these instances, the licensee has either failed to notify IDFPR of their correct address or failed to respond.

**FOLLOW-UP EXAMINATIONS COMPLETED BY EXAMINER**

Initial examinations conducted wherein violations have been found are required to show compliance. Completed in December:

**RESOLUTION TYPE: IN COMPLIANCE**  
**TOTAL COMPLETED: 10**

**EXAMINATIONS REFERRED TO SUPERVISOR – CLOSED**

Licensees with remaining issues after an initial examination and follow-up or licensees that are unresponsive are referred to supervisor for review and further action. Completed in December:

**RESOLUTION TYPE: ISSUES RESOLVED**  
**TOTAL COMPLETED: 0**

**RESOLUTION TYPE: DISCIPLINARY ACTION ON LICENSE**  
**TOTAL COMPLETED: 0**

**RESOLUTION TYPE: Miscellaneous**  
**TOTAL COMPLETED: 0**

**RESOLUTION TYPE: Returned to Examiner w/ Instruction:**  
**TOTAL COMPLETED: 0**

**RESOLUTION TYPE: Referred to Prosecutions:**  
**TOTAL COMPLETED:**





June 2023  
Prosecutions Report

Column1	Pending/Open RE Cases	RE cases 2 months or less	RE Cases over 3 months	RE Cases over 6 months	RE Cases Over 9 months	RE Cases Over 12 months	RE Cases over 24 months	New RE Cases Rec'd	Complaints filed	Informal Conferences held	Formal Hearings held	RE Cases Closed	CLOSED: Admin	CLOSED: Admin Warning Letter	Closed: Order	Closed: Consent Order	CLOSED: Non-Disc Order	CLOSED: Income Tax	Motion of Rehearing Filed
January	108	46	29	15	1	13	4	27	4	0	0	33	4	2	1	3	0	23	0
February	121	58	25	19	3	11	5	41	3	0	0	28	2	0	1	4	2	19	0
March	127	73	23	17	3	7	4	47	2	0	1	41	3	0	5	4	1	26	2
April	157	94	33	15	4	7	4	65	1	1	1	35	2	1	1	4	3	24	0
May	187	119	32	16	9	7	4	72	8	0	0	42	1	2	1	1	0	37	0
June	213	121	58	10	13	8	3	74	4	0	0	48	1	0	1	5	3	35	3
July												0							
August												0							
September												0							
October												0							
November												0							
December												0							
Total								326	22	1	2	227	13	5		21	9	164	5
												0							

