


ILLINOIS DEPARTMENT OF FINANCIAL AND PROFESSIONAL REGULATION

Dean Martinez, Secretary



**Lorenzo D. Padron, Director
Division of Banking**

2005
DEFAULT AND FORECLOSURE
REPORT OF STATE CHARTERED THRIFTS,
COMMERCIAL BANKS, AND LICENSED
MORTGAGE SERVICERS

October, 2006

TABLE OF CONTENTS

Purpose of the Study	Part
Analysis of 2005 and 2004 Data Submitted to the Division of Banking including Reports, Charts and Graphs for State Chartered Thrifts, State Commercial Banks, and State Licensed Mortgage Servicers.....	I
Institutions Reporting Foreclosure Loans with Interest Rates in Excess of 10% to 12% at Loan Origination; Institutions Reporting Loan Foreclosures within Eighteen Months of Loan Origination...	II
Comparative Analysis of Foreclosure Rate for the Standard Metropolitan Service Area (SMSA) versus State of Illinois Foreclosure Rate for 2005 and 2004.....	III
Comparative Analysis of Dollar Amount of Loans in portfolio versus Dollar Amount of Foreclosures Filed and Foreclosures Completed	IV
Analysis of Overall Foreclosures Reports for 2005 and 2004	V
Comparative Analysis of HB 40/50 Ten Zip-Codes for 2005	VI
Conclusions and Recommendations	
Appendix A - Default and Foreclosure Reports Submitted by all Institutions for 2005 and 2004.	
Appendix B – Geographic State Foreclosure Filings by Cities, Counties, and Zip-Codes	
Appendix C— Statewide Foreclosure Filings and Foreclosure Completions for 2005 including, County, City, Zip-Code, Application Date, Interest Rate, Loan Date, Loan Amount and Loan Type	
Appendix D- Statewide Institutions Reporting High Risk Interest Loans for 2005 , including, County, City, Application Date, Interest Rate, Loan Date, Loan Amount, and Loan Type	

OVERVIEW

This study collects default and foreclosure data from institutions regulated by the Illinois Department of Financial and Professional Regulation (IDFPR), for calendar year 2005. Part I of this study collectively identifies and analyzes all of the data submitted to this Office. Part II identifies the number of institutions and the number of reported foreclosures whose rates were 10% to 12% or greater at the time of loan origination; also, the number of institutions and reported loan foreclosures within eighteen months of loan origination. Part III includes a comparative analysis of the foreclosure rate for the Standard Metropolitan Service Area (SMSA) which includes Cook, DuPage, Lake, Mc Henry, Will, and Kane counties versus the State of Illinois foreclosure rate for those entities regulated by IDFPR. The time frame covers 2005-2004. Part IV includes a comparative analysis of dollar amount of loans in portfolio versus dollar amount of foreclosures filed and foreclosure completions for 2005 and 2004. Part V includes an overall analysis of foreclosure reports for 2005 and 2004. Part VI will identify the ten zip-codes contained in HB 40/50 Predatory Lending with an analysis of the ethnic composition, the total population, percentage of ethnic composition, number of household units, and a comparative analysis of the number of foreclosure completions for each zip-code of those institutions regulated by IDFPR and those non-regulated by IDFPR for 2005.

The following data was requested from each reporting entity.

- the number of loans serviced by the reporting entity
- the dollar amount of loans serviced by the reporting entity
- the number of loans in default
- the dollar amount of loans in default
- the number of loans foreclosed
- identify any of the loans that foreclosed within 18 months of loan origination
- identify any of the loans foreclosed on had a first lien interest rate of more than 10% or a second lien interest rate of more than 12 %
- addresses of all defaults
- addresses of all foreclosure filings and completions
- dates of all foreclosure filings
- dates of all foreclosure completions
- loan amount of all foreclosures
- zip-code, city and county of all foreclosures

While all of the data will be used in analysis, this summary will focus on the foreclosure information, the relationship to the servicing portfolios of Illinois institution's home loans.

Detailed charts identifying total portfolio amount of loans, number of loans, and size of loans versus the foreclosure rates are identified on pages (13 thru 24) for 2005, and on pages (27 thru 38) for the 2004 . Entities regulated by this Office reported approximately 10,838 foreclosure filings for 2005. These foreclosure filings represent at most 1.35% of the dollar amount of loans serviced by entities regulated by this Office the corollary of which is 98.65% of loans held by these entities were NOT in foreclosure. (Exhibits E and F) pages 45 and 46.

The total number of foreclosures filed for 2005 were as follows: State Chartered Thrifts 86; State Chartered Banks 677; and State Licensed Mortgagees 10,075. The total number of **foreclosures closed** was as follows: State Chartered Thrifts 45; State Chartered Banks, 351, and State Licensed Mortgagees, 3,232.

The total amount of foreclosures reported in 2005 with interest rates of 10% to 12% or greater can be seen of page 39 (Exhibit A). The total amount of foreclosures reported in 2005 within eighteen months of loan origination can be seen on page 40, (Exhibit B).

On pages 41 and 42 (Exhibits C and D) you will find Illinois census information as well as information gathered from the most populous Illinois counties relative to foreclosure filings in these areas. This data was used to extrapolate figures to estimate state wide foreclosure filings for 2005 which was 41,988 and 35,426 for 2004.

**Default and Foreclosure Analysis of
State Chartered Financial Institutions in the State of
Illinois for FY 2005 and 2004**

NUMBER OF INSTITUTIONS REPORTING CALENDAR 2005

Institution	January thru June	July thru December
State Chartered Thrifts (SCT)	50	44
State Commercial Banks (SCB)	449	449
State Licensed Mortgage Servicers (SLMS)	117	101

NUMBER OF INSTITUTIONS REPORTING CALENDAR 2004

Institution	January thru June	July thru December
State Chartered Thrifts (SCT)	55	53
State Commercial Banks (SCB)	478	470
State Licensed Mortgage Servicers (SLMS)	112	119

All institutions responding to the following questionnaire can be reviewed in Appendix A.



Illinois Department of Financial and Professional Regulation
Division of Banks and Real Estate

ROD R. BLAGOJEVICH
 Governor

FERNANDO E. GRILLO
 Secretary

D. LORENZO PADRON
 Director
 Division of Banks and Real Estate

DEFAULT AND FORECLOSURE REPORT
 For the period January 1 – June 30, 2005

This form is implemented and authorized by Section 115 of the High Risk Home Loan Act (815 ILCS 137). Disclosure of this information is **REQUIRED**. Failure to provide information could result in fines of up to \$10,000 per occurrence. This form has been approved by the Agency Forms Coordinator.

INSTITUTION NAME:

INSTITUTION

ADDRESS:

Please provide the following items of information on a consolidated financial accounting basis for your institution. Please refer to the attached instructions for tips in completing this form. Please report dollar amount of loans to the actual dollar amount, DO NOT TRUNCATE.

1. Provide the number of conventional 1-4 family mortgage loans secured by Illinois property serviced by your institution calculated as a quarterly average for the six months ending June 30, 2005.	1(A) Dollar amount of loans \$ _____
	1(B) Number of loans _____
2. Loans reported in #1 above that were in default over 90 days calculated as a quarterly average for the six months ending June 30, 2005.	2(A) Dollar amount of loans \$ _____
	2(B) Number of loans _____
3. Foreclosures on 1-4 family conventional loans that were FILED and foreclosures that were COMPLETED by your institution for the six months ending June 30, 2005.	3(A) Dollar amount of loans FILED \$ _____
	Dollar amount of loans COMPLETED \$ _____
	3(B) Number of loans FILED _____
	Number of loans COMPLETED _____

Please answer the following questions:	YES	NO
Were any of the loans reported above in #3 originated after December 31, 2003? If yes, please indicate the total number. _____	<input type="checkbox"/>	<input type="checkbox"/>
Did any loans reported in #3, at the time of origination, have a note rate of greater than 10% in the case of first lien mortgage loans or a note rate of greater than 12% in the case of a junior lien? If yes, please indicate the total number. _____	<input type="checkbox"/>	<input type="checkbox"/>

(CONTINUED ON REVERSE SIDE)

DEFAULT AND FORECLOSURE REPORT

FORECLOSURE REPORTING

On a separate attachment, please list EACH foreclosure filing and EACH foreclosure completion by property address (city, county, and zip code), loan date, foreclosure date, loan amount, and foreclosure status, pending or closed for the period covering January 1 – June 30, 2005. (See “Foreclosure Report” form). All information submitted must be COMPLETE.

IF YOU FILED ANYTHING OTHER THAN “0” FOR QUESTION #3, THE APPROPRIATE FORM MUST BE COMPLETED. IF THERE ARE MORE THAN 10 PROPERTIES REPORTED, PLEASE SUBMIT THE INFORMATION ON AN ELECTRONIC SPREADSHEET.

HIGH RISK HOME LOAN REPORTING

On a separate attachment, please identify all high risk home loans (home equity loans), in which at time of origination, the annual percentage rate exceeds by more than six percentage points in the case of a first lien mortgage, or more than 8 percentage points in the case of a junior mortgage, the yield on U.S. Treasury securities having comparable periods of maturity to the loan, maturity as of the fifteenth day of the month immediately preceding the month in which the application for the loan is received by the lender, or the total points and fees payable by the consumer at or before closing will exceed the greater of 5% of the total loan amount or \$800 for the period covering January 1 – June 30, 2005. (See “High Risk Home Loan Report” form). All information submitted must be COMPLETE.

IF YOU FILED ANYTHING OTHER THAN “0” FOR QUESTION #3, THE APPROPRIATE FORM MUST BE COMPLETED. IF THERE ARE MORE THAN 10 PROPERTIES REPORTED, PLEASE SUBMIT THE INFORMATION ON AN ELECTRONIC SPREADSHEET.

I hereby attest that the above information is true and correct to the best of my knowledge and belief.

Signature of Officer of Institution

Date

Print Name and Official Title

Telephone

DEFAULT AND FORECLOSURE REPORT INSTRUCTIONS

GENERAL INSTRUCTIONS

- **MAKE CERTAIN YOU HAVE FILLED IN THE (COMPLETE) INSTITUTION NAME AND ADDRESS AT THE TOP OF THE REPORT.**
- Consolidated financial accounting basis means that you are to include information from all operating subsidiaries, service corporations, etc., using generally accepted accounting principles (GAAP).
- Average quarterly reports – The contemplated calculations for lines 1(A), 1(B), 2(A) and 2(B) calls for loan information, normally shown on quarterly call reports for banks and thrifts or other quarterly reports for licensees, to be averaged. For example, if the dollar amount of 1-4 family conventional loans on your entity’s books were \$100,000 on March 31 and \$120,000 on June 30, then the entry on line 1(A) would be \$110,000. What is desired is a number that reflects an average throughout the reporting period rather than activity on a specific date such as June 30. If, in lieu of quarterly reports, some other average method is used (monthly, weekly, etc.), please explain in a separate attachment. Please report dollar amount of loans to the actual dollar amount, **DO NOT TRUNCATE.**

INSTRUCTIONS SPECIFIC TO LINE 1(A)

- Conventional 1-4 family mortgage loans are loans that were not insured by the Veterans Administration (VA), the Farmers Home Administration (FHA) or the United States Department of Housing and Urban Development (HUD).
- Include loans that are first and subordinate liens.
- If it would be difficult to separate the dollar amount of loans on Illinois properties from non-Illinois properties, it is permissible to estimate the dollar amount of loans that are Illinois properties and place this number on line 1(A). If an estimate of Illinois properties is provided, please explain in a separate attachment.

INSTRUCTIONS SPECIFIC TO LINE 1(B)

- If you are unable to provide the actual number of Illinois loans to answer this question, you may estimate the number Illinois loans. If an estimate of the actual number of Illinois loans is provided, please explain in a separate attachment.

INSTRUCTIONS SPECIFIC TO LINE 3(A) and 3(B)

- If you are unable to provide the actual number and dollar amount of Illinois foreclosures filed and foreclosures completed to answer this question, you may estimate the number and dollar amount of Illinois foreclosed loans filed and foreclosed loans completed. If an estimate of the number and dollar amounts of Illinois foreclosures filed and foreclosures completed are provided, please explain in a separate attachment.

INSTRUCTIONS SPECIFIC FORECLOSURE REPORTING

- Reporting format should include the same items as found in the “Foreclosure Report” form. All information submitted must be complete.

INSTRUCTIONS SPECIFIC HIGH RISK HOME LOAN REPORTING

- Reporting format should include the same items as found in the “High Risk Home Loan Report” form. All information submitted must be complete.



Illinois Department of Financial and Professional Regulation
Division of Banks and Real Estate

ROD R. BLAGOJEVICH
 Governor

FERNANDO E. GRILLO
 Secretary

D. LORENZO PADRON
 Director
 Division of Banks and Real Estate

DEFAULT AND FORECLOSURE REPORT
 For the period July 1 – December 31, 2005

This form is implemented and authorized by Section 115 of the High Risk Home Loan Act (815 ILCS 137). Disclosure of this information is **REQUIRED**. Failure to provide information could result in fines of up to \$10,000 per occurrence. This form has been approved by the Agency Forms Coordinator.

INSTITUTION NAME:

INSTITUTION

ADDRESS:

Please provide the following items of information on a consolidated financial accounting basis for your institution. Please refer to the attached instructions for tips in completing this form. Please report dollar amount of loans to the actual dollar amount, **DO NOT TRUNCATE.**

1. Provide the number of conventional 1-4 family mortgage loans secured by Illinois property serviced by your institution calculated as a quarterly average for the six months ending December 31, 2005.	1(A) Dollar amount of loans \$ _____
	1(B) Number of loans _____
2. Loans reported in #1 above that were in default over 90 days calculated as a quarterly average for the six months ending December 31, 2005.	2(A) Dollar amount of loans \$ _____
	2(B) Number of loans _____
3. Foreclosures on 1-4 family conventional loans that were FILED and foreclosures that were COMPLETED by your institution for the six months ending December 31, 2005.	3(A) Dollar amount of loans FILED \$ _____
	Dollar amount of loans COMPLETED \$ _____
	3(B) Number of loans FILED _____
	Number of loans COMPLETED _____

Please answer the following questions:	YES	NO
Were any of the loans reported above in #3 originated after December 31, 2003? If yes, please indicate the total number. _____	<input type="checkbox"/>	<input type="checkbox"/>
Did any loans reported in #3, at the time of origination, have a note rate of greater than 10% in the case of first lien mortgage loans or a note rate of greater than 12% in the case of a junior lien? If yes, please indicate the total number. _____	<input type="checkbox"/>	<input type="checkbox"/>

(CONTINUED ON REVERSE SIDE)

DEFAULT AND FORECLOSURE REPORT

FORECLOSURE REPORTING

On a separate attachment, please list EACH foreclosure filing and EACH foreclosure completion by property address (city, county, and zip code), loan date, foreclosure date, loan amount, and foreclosure status, pending or closed for the period covering July 1 – December 31, 2005. (See “Foreclosure Report” form). All information submitted must be COMPLETE.

IF YOU FILED ANYTHING OTHER THAN “0” FOR QUESTION #3, THE APPROPRIATE FORM MUST BE COMPLETED. IF THERE ARE MORE THAN 10 PROPERTIES REPORTED, PLEASE SUBMIT THE INFORMATION ON AN ELECTRONIC SPREADSHEET.

HIGH RISK HOME LOAN REPORTING

On a separate attachment, please identify all high risk home loans (home equity loans), in which at time of origination, the annual percentage rate exceeds by more than six percentage points in the case of a first lien mortgage, or more than 8 percentage points in the case of a junior mortgage, the yield on U.S. Treasury securities having comparable periods of maturity to the loan, maturity as of the fifteenth day of the month immediately preceding the month in which the application for the loan is received by the lender, or the total points and fees payable by the consumer at or before closing will exceed the greater of 5% of the total loan amount or \$800 for the period covering July 1 – December 31, 2005. (See “High Risk Home Loan Report” form). All information submitted must be COMPLETE.

IF YOU FILED ANYTHING OTHER THAN “0” FOR QUESTION #3, THE APPROPRIATE FORM MUST BE COMPLETED. IF THERE ARE MORE THAN 10 PROPERTIES REPORTED, PLEASE SUBMIT THE INFORMATION ON AN ELECTRONIC SPREADSHEET.

I hereby attest that the above information is true and correct to the best of my knowledge and belief.

Signature of Officer of Institution

Date

Print Name and Official Title

Telephone

DEFAULT AND FORECLOSURE REPORT INSTRUCTIONS

GENERAL INSTRUCTIONS

- **MAKE CERTAIN YOU HAVE FILLED IN THE (COMPLETE) INSTITUTION NAME AND ADDRESS AT THE TOP OF THE REPORT.**
- Consolidated financial accounting basis means that you are to include information from all operating subsidiaries, service corporations, etc., using generally accepted accounting principles (GAAP).
- Average quarterly reports – The contemplated calculations for lines 1(A), 1(B), 2(A) and 2(B) calls for loan information, normally shown on quarterly call reports for banks and thrifts or other quarterly reports for licensees, to be averaged. For example, if the dollar amount of 1-4 family conventional loans on your entity’s books were \$100,000 on March 31 and \$120,000 on June 30, then the entry on line 1(A) would be \$110,000. What is desired is a number that reflects an average throughout the reporting period rather than activity on a specific date such as June 30. If, in lieu of quarterly reports, some other average method is used (monthly, weekly, etc.), please explain in a separate attachment. Please report dollar amount of loans to the actual dollar amount, **DO NOT TRUNCATE.**

INSTRUCTIONS SPECIFIC TO LINE 1(A)

- Conventional 1-4 family mortgage loans are loans that were not insured by the Veterans Administration (VA), the Farmers Home Administration (FHA) or the United States Department of Housing and Urban Development (HUD).
- Include loans that are first and subordinate liens.
- If it would be difficult to separate the dollar amount of loans on Illinois properties from non-Illinois properties, it is permissible to estimate the dollar amount of loans that are Illinois properties and place this number on line 1(A). If an estimate of Illinois properties is provided, please explain in a separate attachment.

INSTRUCTIONS SPECIFIC TO LINE 1(B)

- If you are unable to provide the actual number of Illinois loans to answer this question, you may estimate the number Illinois loans. If an estimate of the actual number of Illinois loans is provided, please explain in a separate attachment.

INSTRUCTIONS SPECIFIC TO LINE 3(A) and 3(B)

- If you are unable to provide the actual number and dollar amount of Illinois foreclosures filed and foreclosures completed to answer this question, you may estimate the number and dollar amount of Illinois foreclosed loans filed and foreclosed loans completed. If an estimate of the number and dollar amounts of Illinois foreclosures filed and foreclosures completed are provided, please explain in a separate attachment.

INSTRUCTIONS SPECIFIC FORECLOSURE REPORTING

- Reporting format should include the same items as found in the “Foreclosure Report” form. All information submitted must be complete.

INSTRUCTIONS SPECIFIC HIGH RISK HOME LOAN REPORTING

- Reporting format should include the same items as found in the “High Risk Home Loan Report” form. All information submitted must be complete.

An evaluation and assessment of all the data gathered from the aforesaid questionnaire, from State Chartered Thrifts, State Chartered Commercial Banks, and State Licensed Mortgage Servicers will attempt to answer the following:

A. STATE CHARTERED THRIFTS (SCT), STATE CHARTERED COMMERCIAL BANKS (SCB) AND STATE LICENSED MORTGAGE SERVICERS (SLMS) COMPARATIVE ANALYSIS 2005-2004 (pages 11, 12, 25 and 26).

1. The percentage foreclosure and default rate vs. the dollar amount of loans in portfolio.
2. The percentage rate for loans in foreclosure and also not in foreclosure.
3. The percentage for loans in default.
4. The number of institutions reporting loans at the time of origin which were at 10% to 12% or greater.
5. The average loan size vs. foreclosure and default.
6. Number of loans vs. foreclosure and default.

B. AN ANALYSIS OF FORECLOSURE RATE FOR THE STANDARD METROPOLITON SERVICE AREA (SMSA) versus STATE OF ILLINOIS FORECLOSURE RATE

A comparative analysis of the FY 2005 and 2004 foreclosure rate for the State of Illinois versus the highest populated counties in the state which comprise two-thirds of the state's population according to the U.S. Census Bureau 2000. See pages 41 and 42 (Exhibits C and D).

PART I

COMPARATIVE ANALYSIS – 1st HALF 2005

	State Charter Thrifts	State Charter Banks	State License Servicers
Dollar Amount of Loans in Portfolios	\$3,399,621,456	\$21,855,638,976	\$46,804,297,783
Number of Loans	46,936	292,082	362,144
Dollar Amount of Loans in Default	\$14,823,584	\$95,972,307	\$1,541,630,965
Number of Loans in Default	263	1,423	14,072
Dollar Amount of Foreclosures Filed	\$3,158,716	\$24,021,792	\$495,127,551
Dollar Amount of Foreclosures Closed	\$1,151,346	\$10,558,659	\$176,203,451
Number of Foreclosures Filed	41	341	4,324
Number of Foreclosures Closed	25	188	1,644
Loans Originated Less Than 18 Months Before Foreclosure	1	14	597
Loans With Rate Greater than 10% as Reported In #3	0	9	846
Percentage of Loans in Foreclosure Filed	0.09%	0.11%	1.06%
Percentage of Loans NOT in Foreclosure	99.91%	99.89%	98.94%
Percentage of Loans in Default	0.44%	0.44%	3.29%
Number of Institutions Reporting	50	449	117
Average Loan Size	\$72,431	\$74,827	\$129,242
Average Loan Size for Loans In Default	\$56,363	\$67,444	\$109,553
Average Loan Size for Loans in Foreclosure Filed	\$77,042	\$70,445	\$114,507

See detailed charts pages 13 thru 24.

COMPARATIVE ANALYSIS – 2nd HALF 2005

	State Charter Thriffs	State Charter Banks	State License Servicers
Dollar Amount of Loans in Portfolios	\$2,942,769,829	\$23,977,916,860	\$73,161,842,386
Number of Loans	42,029	307,123	508,188
Dollar Amount of Loans in Default	\$16,076,055	\$97,539,666	\$1,562,024,850
Number of Loans in Default	287	1675	14,842
Dollar Amount of Foreclosures Filed	\$3,795,648	\$25,923,245	\$635,872,353
Dollar Amount of Foreclosures Closed	\$1,238,593	\$24,447,447	\$182,789,450
Number of Foreclosures Filed	45	336	5,751
Number of Foreclosures Closed	20	163	1,588
Loans Originated Less Than 18 Months Before Foreclosure	1	6	296
Loans With Rate Greater than 10% as Reported In #3	0	6	611
Percentage of Loans in Foreclosure Filed	0.13%	0.11%	0.87%
Percentage of Loans NOT in Foreclosure	99.87%	99.89%	99.13%
Percentage of Loans in Default	0.55%	0.41%	2.14%
Number of Institutions Reporting	44	449	101
Average Loan Size	\$70,018	\$78,073	\$143,966
Average Loan Size for Loans In Default	\$56,014	\$58,233	\$105,244
Average Loan Size for Loans in Foreclosure Filed	\$84,348	\$77,153	\$110,567

See detailed charts pages 13 thru 24.

Chart 1

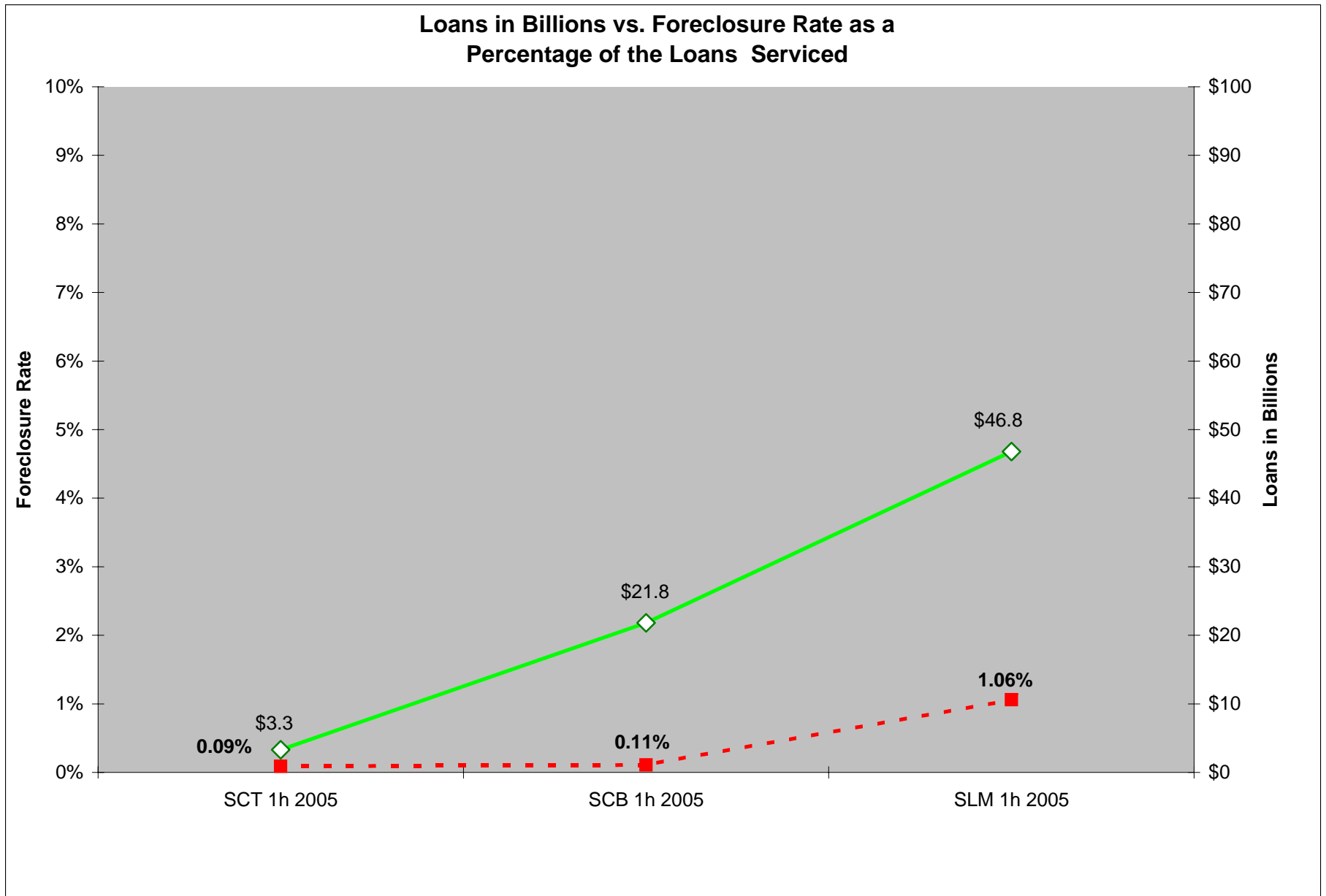


Chart 2

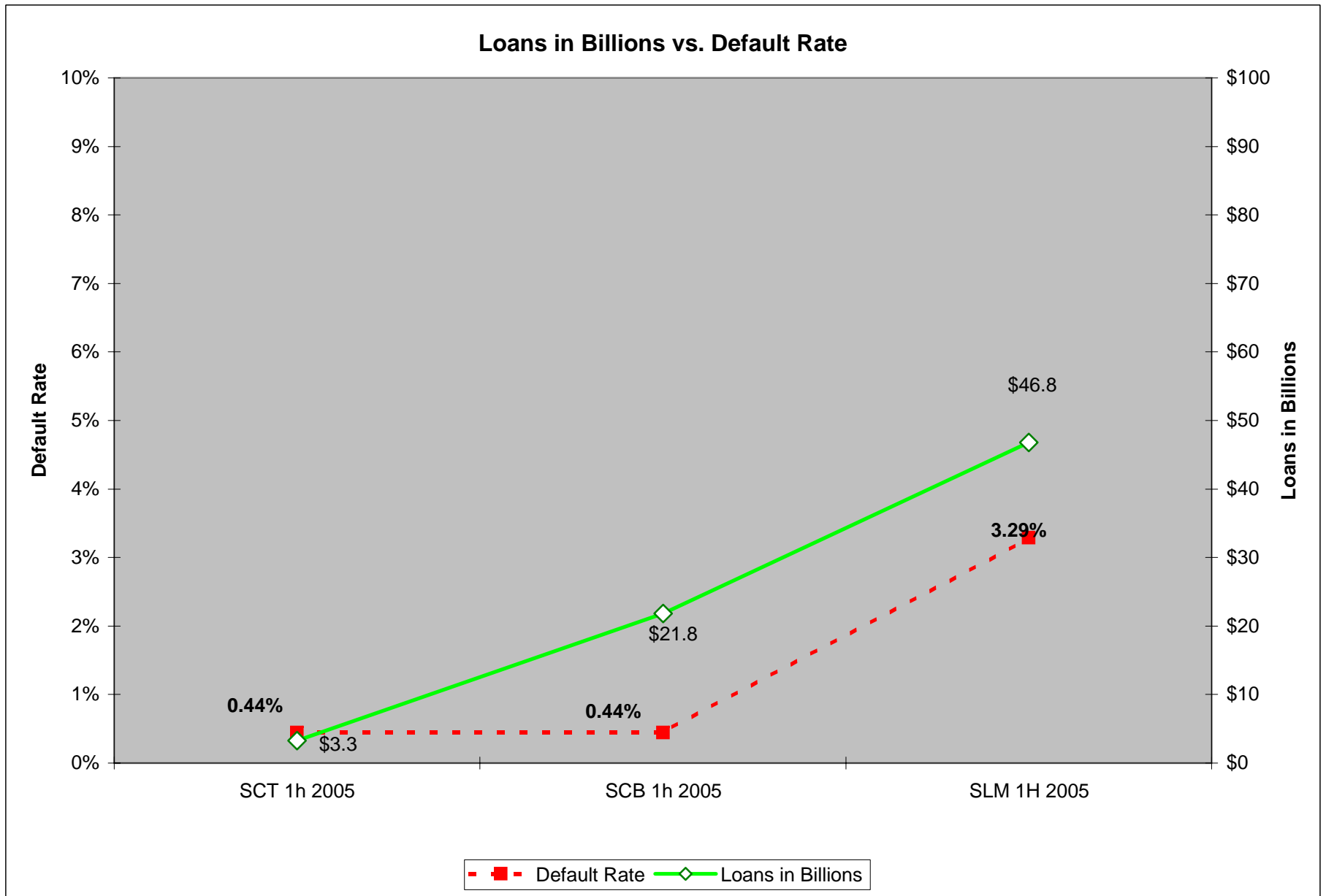


Chart 3

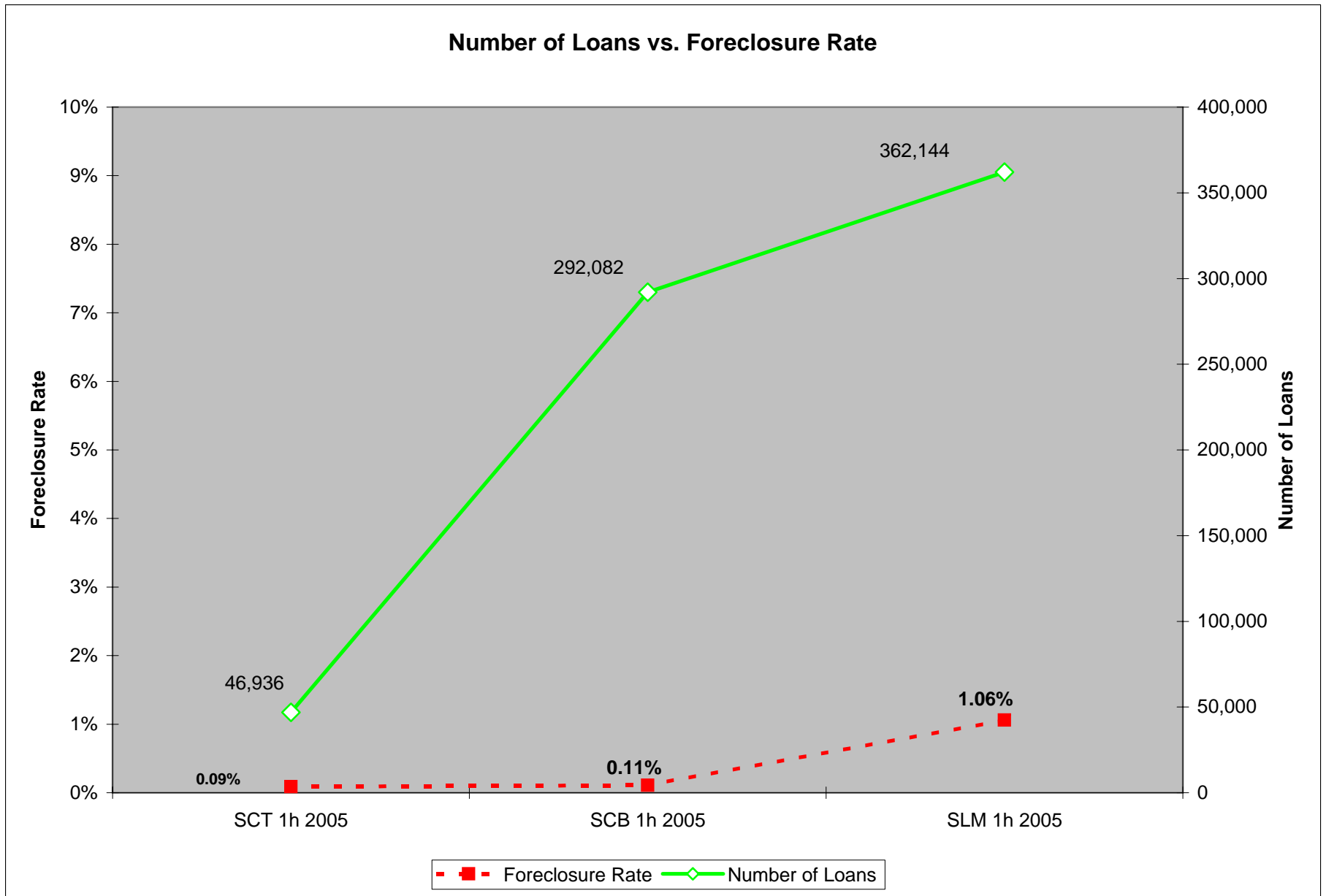


Chart 4

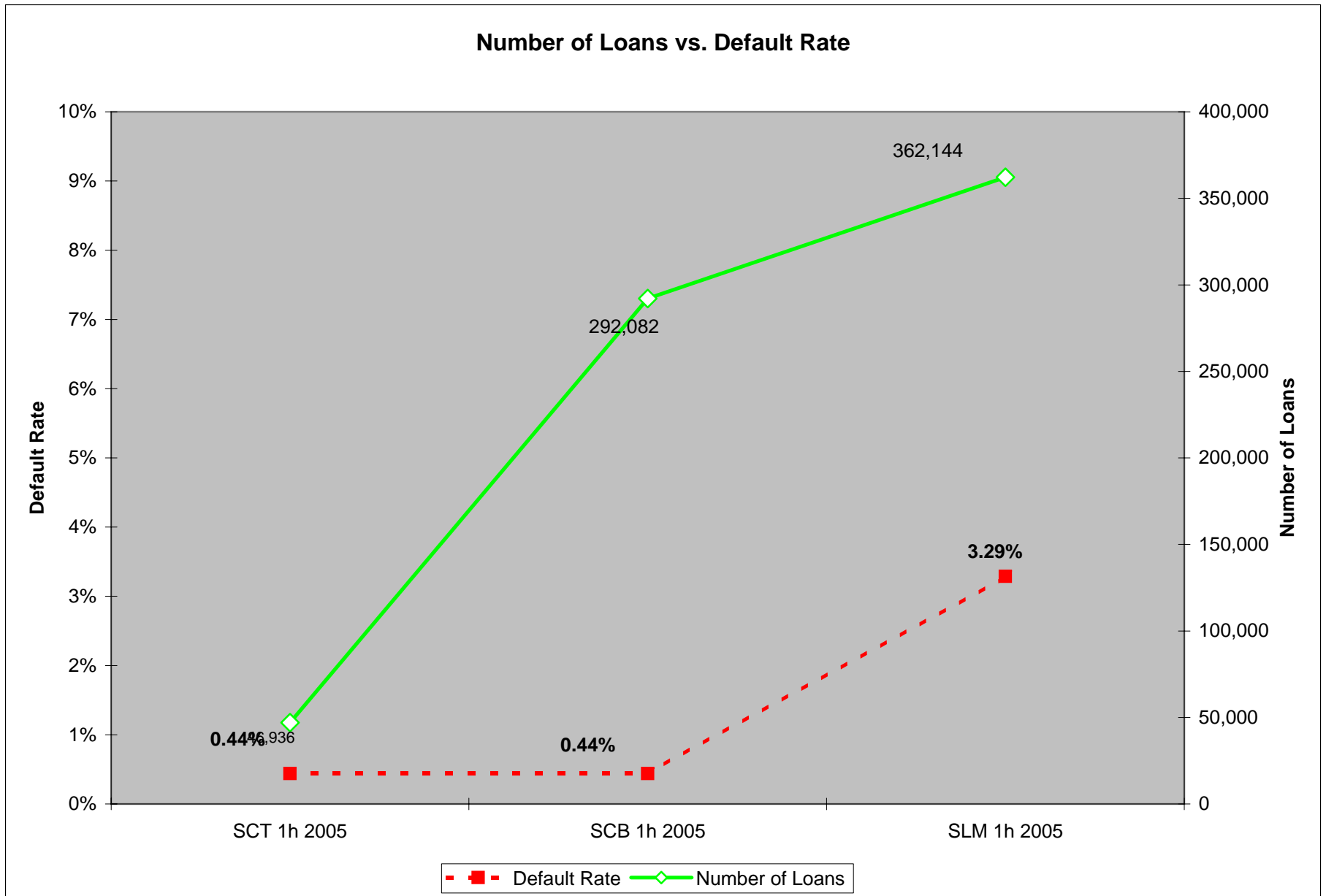


Chart 5

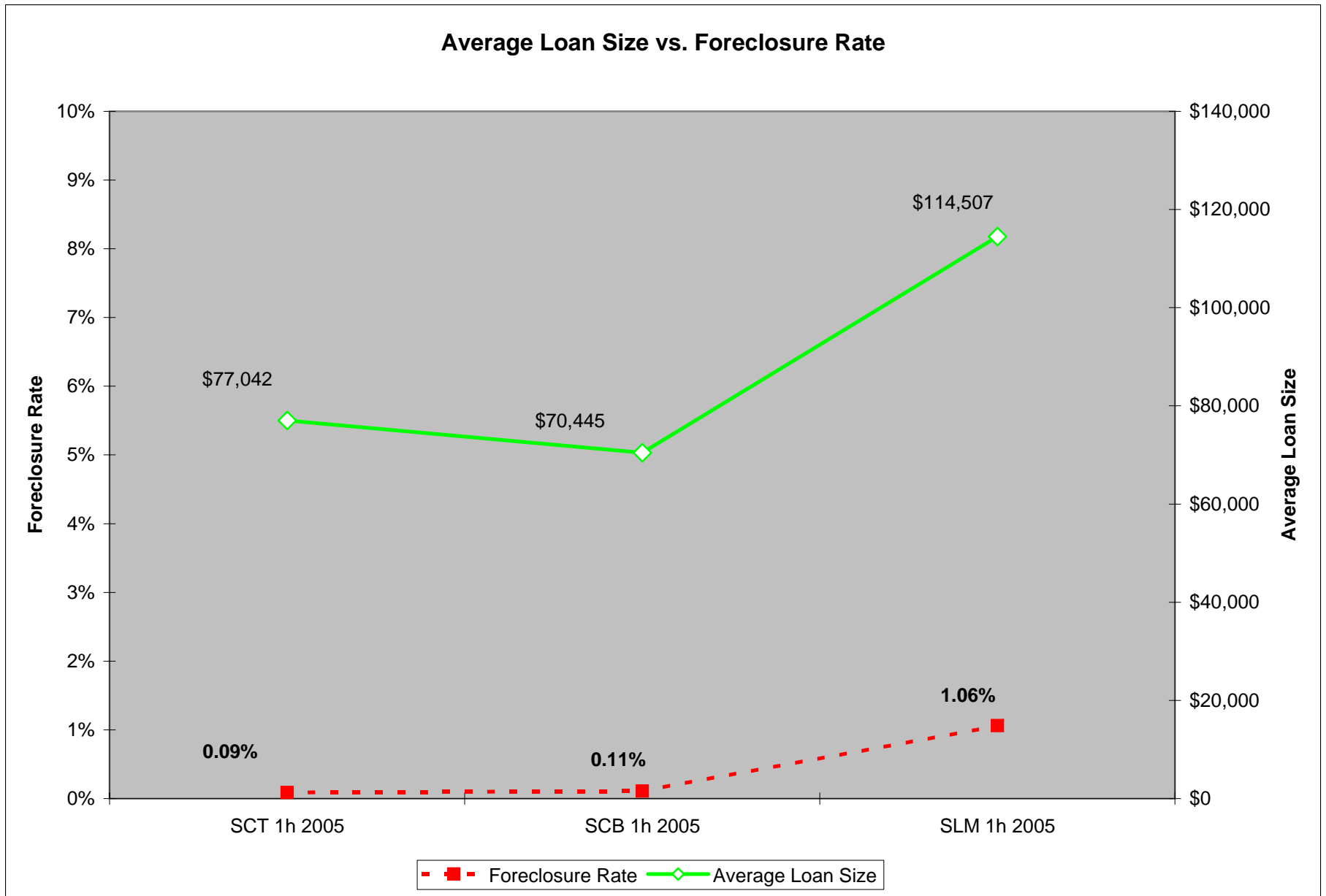


Chart 6

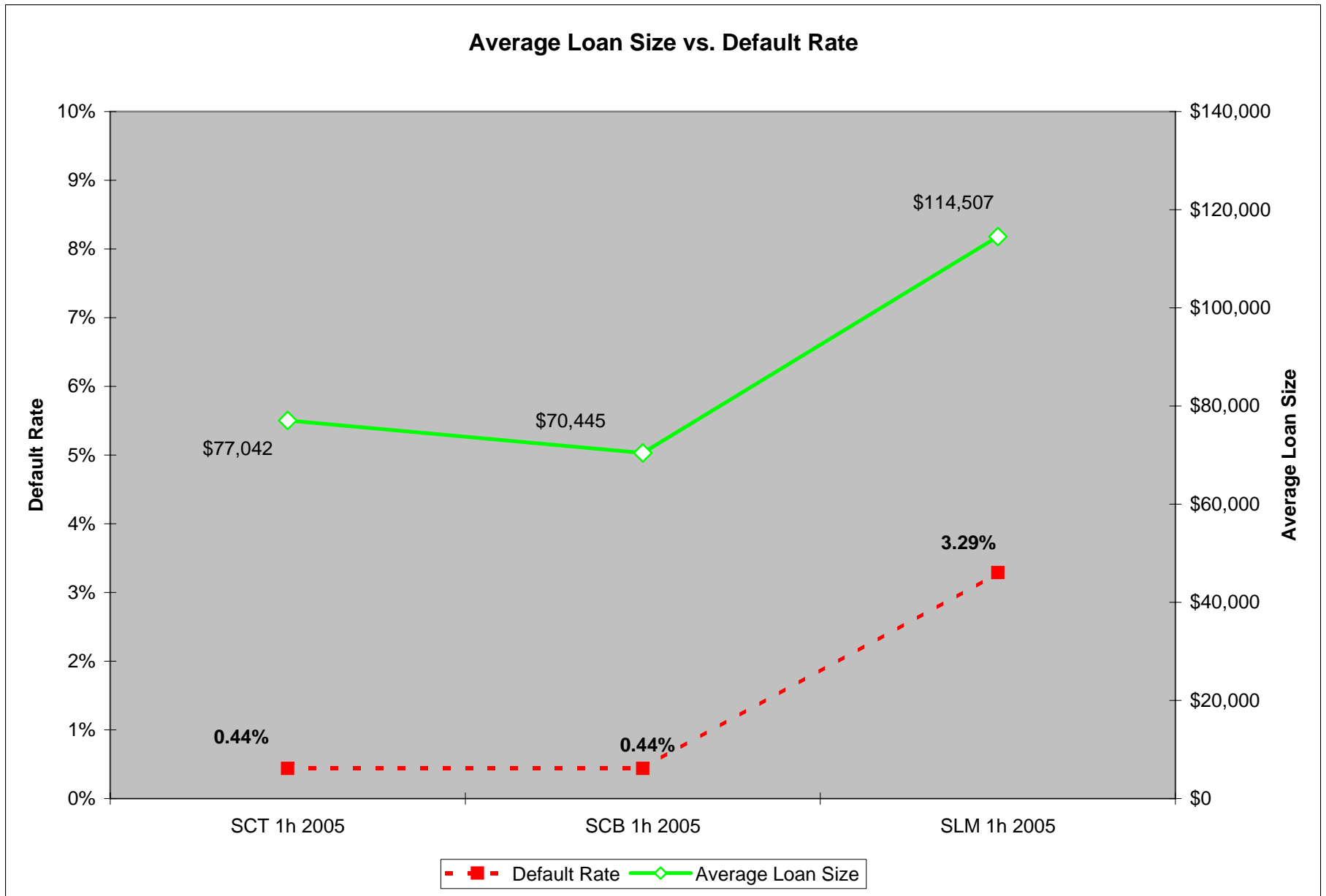


Chart 7

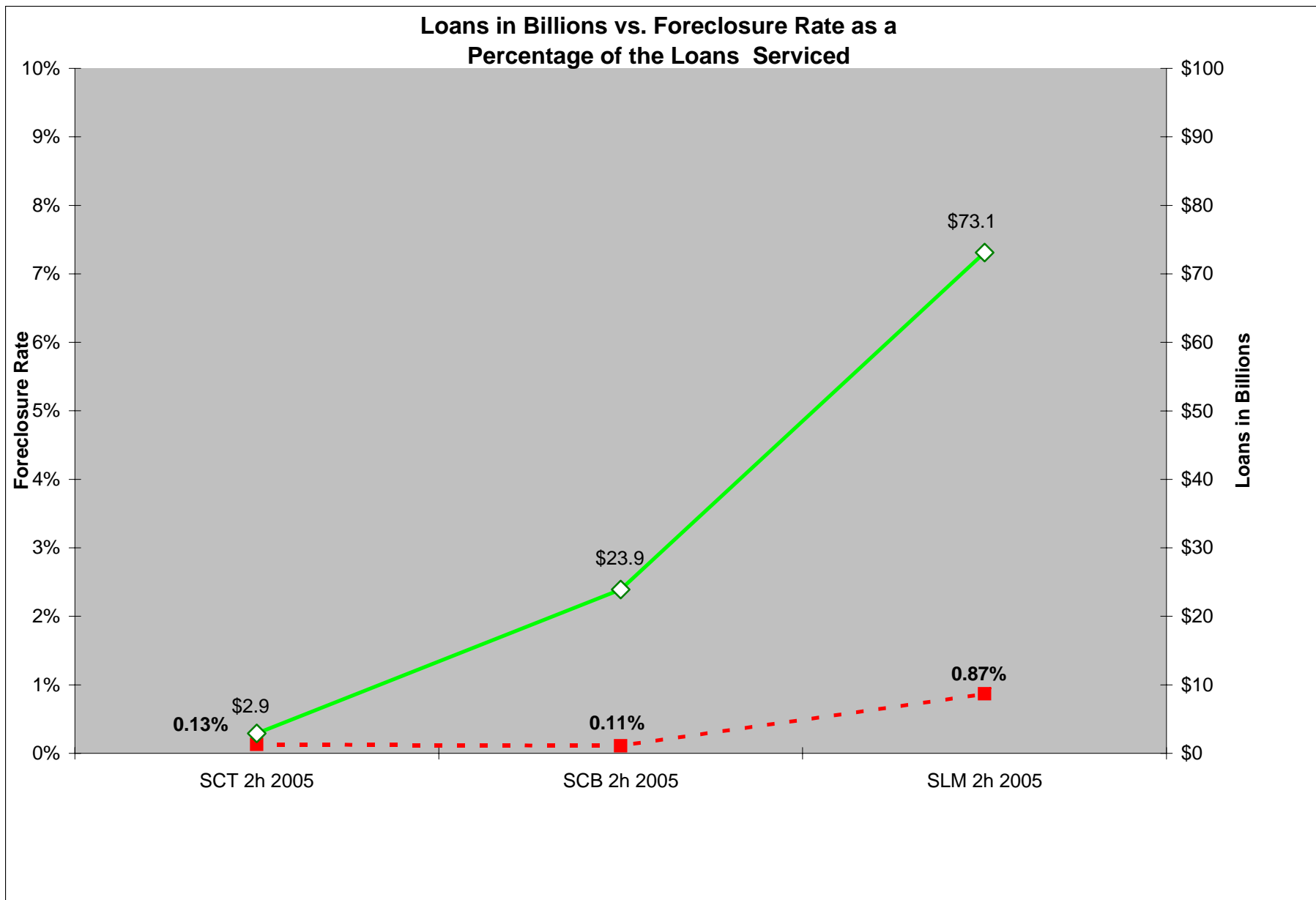


Chart 8

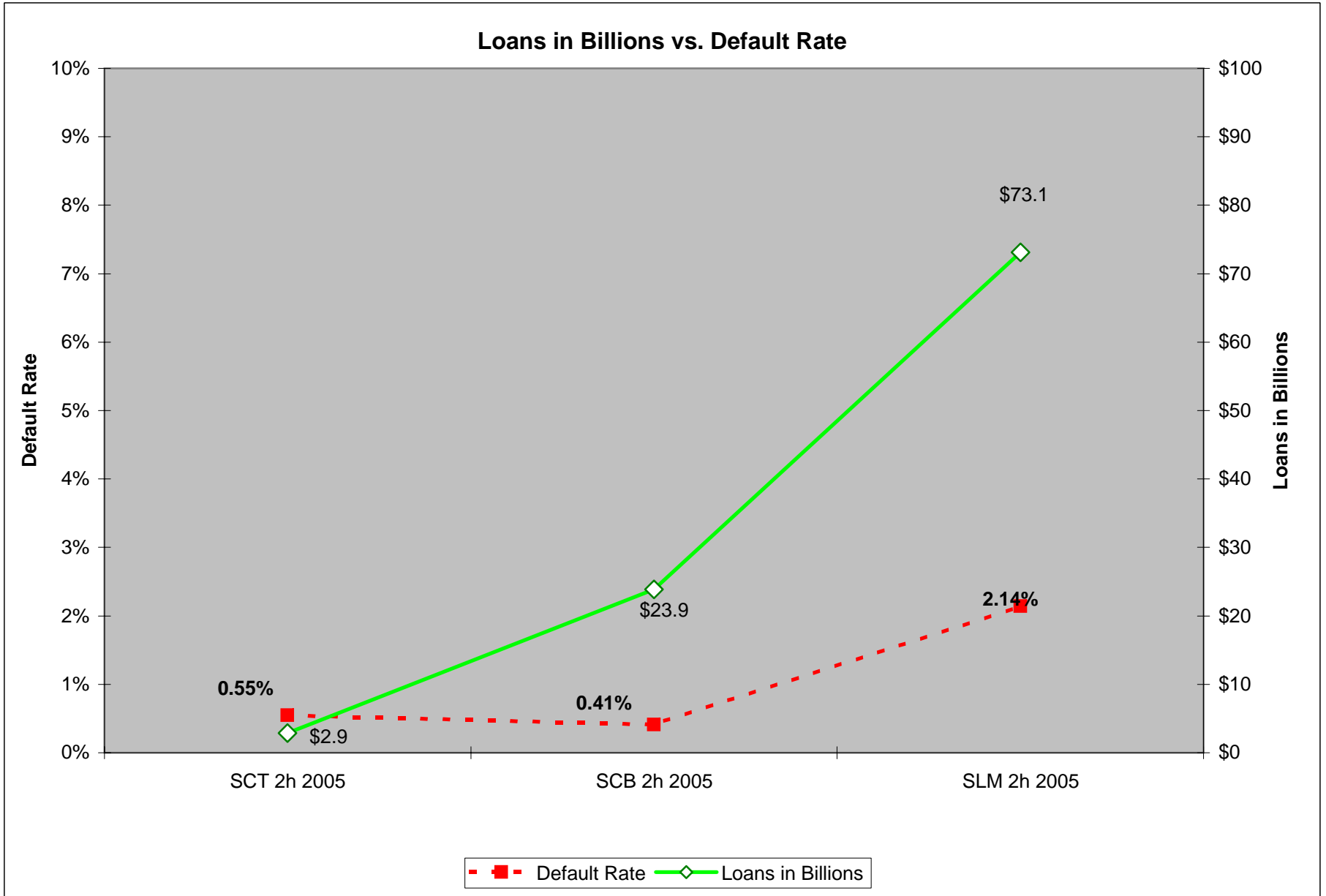


Chart 9

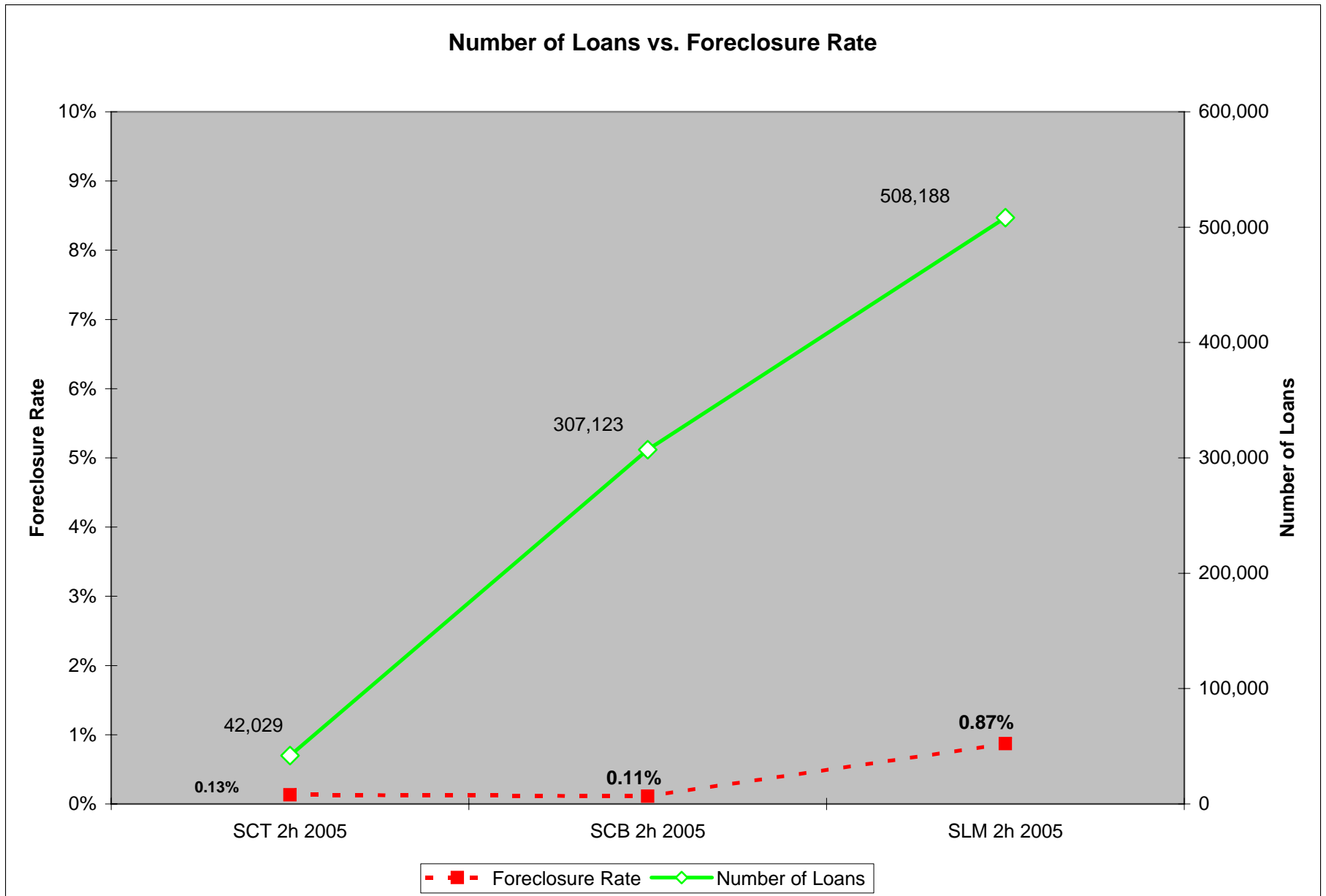


Chart 10

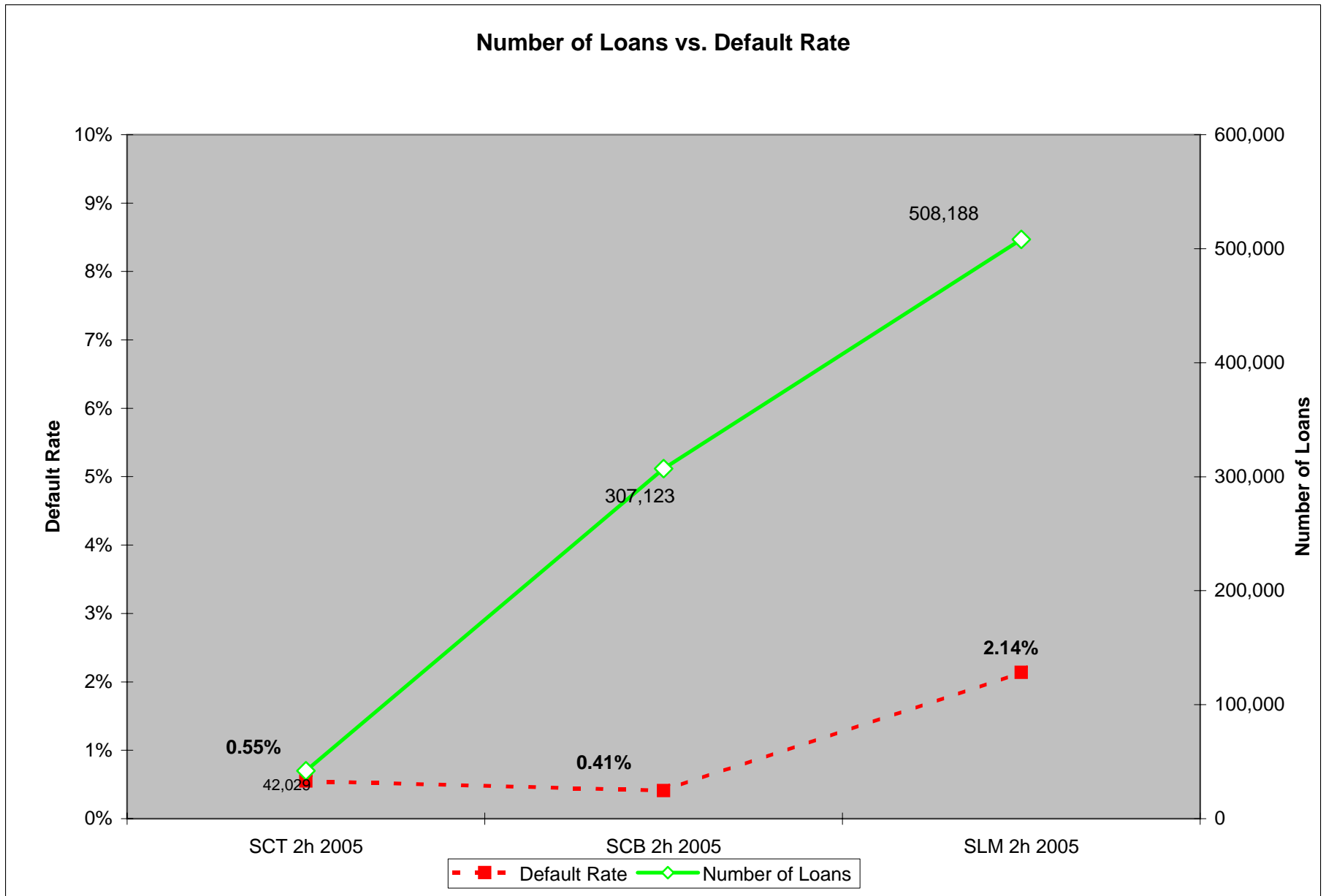


Chart 11

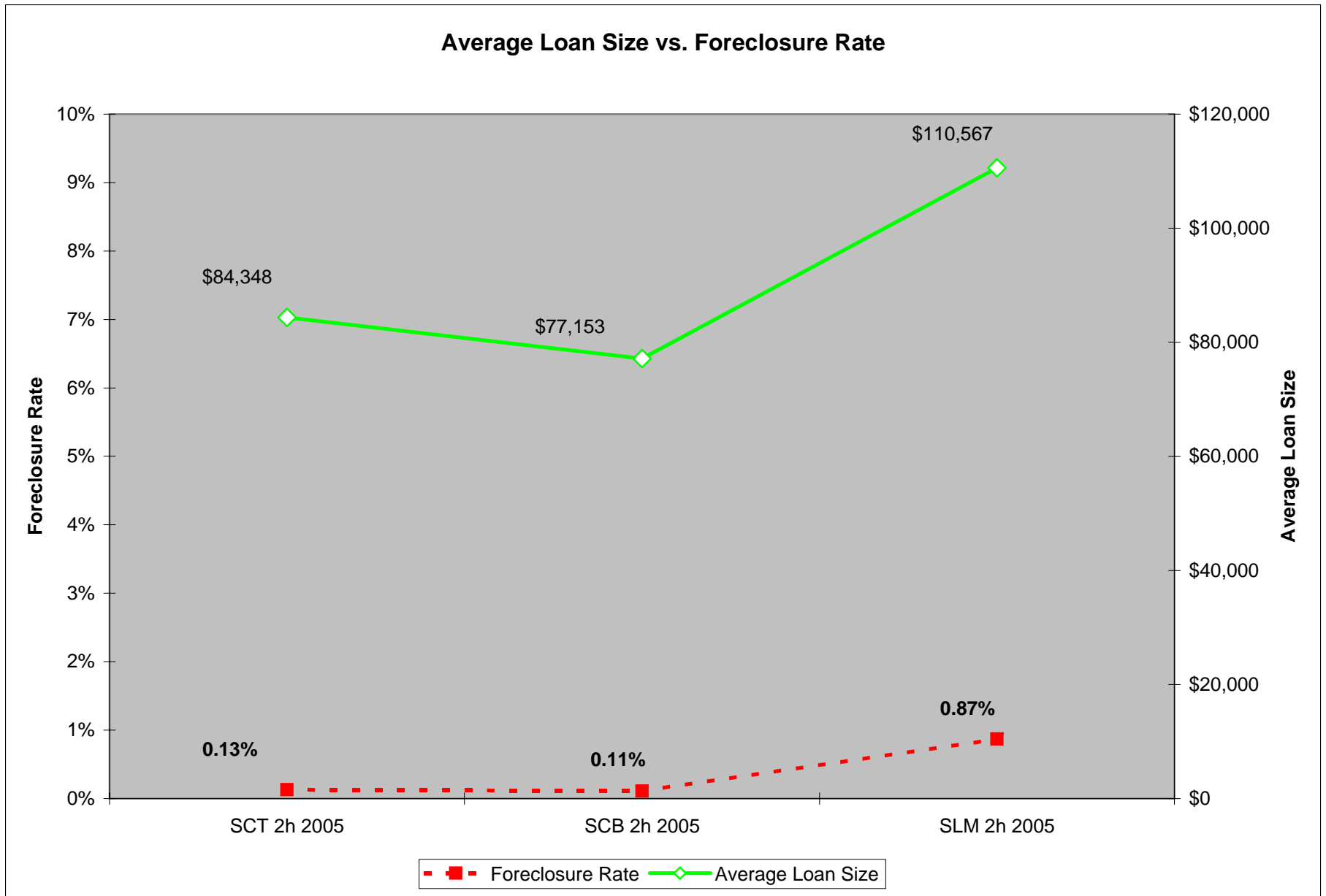
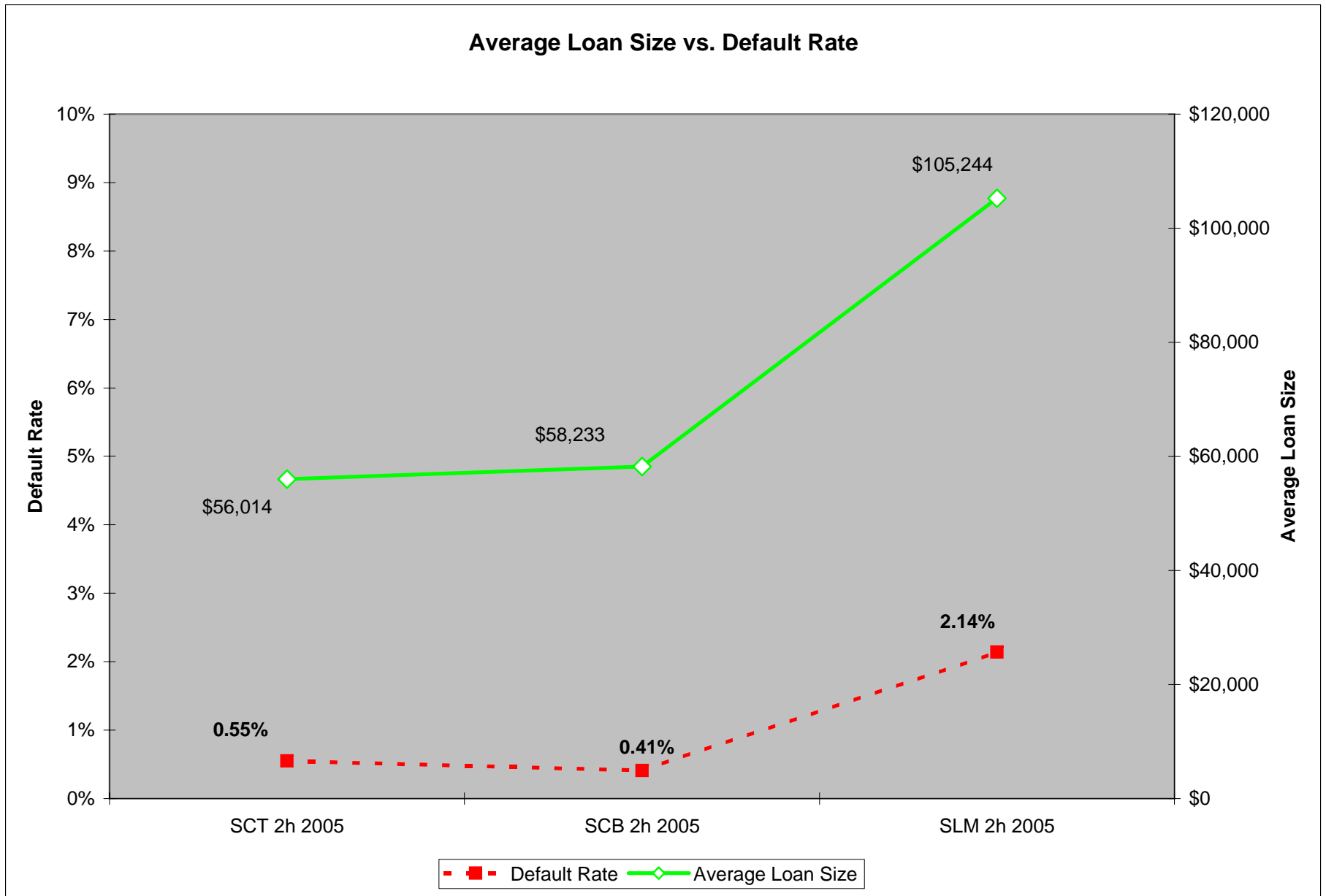


Chart 12



COMPARATIVE ANALYSIS – 1st HALF 2004

	State Charter Thriffs	State Charter Banks	State License Servicers
Dollar Amount of Loans in Portfolios	\$3,724,856,880	\$31,430,814,769	\$131,813,074,566
Number of Loans	56,979	361,279	484,605
Dollar Amount of Loans in Default	\$20,279,783	\$113,098,604	\$1,087,907,720
Number of Loans in Default	370	1,784	21,221
Dollar Amount of Foreclosures Filed	2,720,052	30,297,732	538,335,120
Dollar Amount of Foreclosures Closed	1,170,079	19,084,354	149,019,021
Number of Foreclosures Filed	41	418	5,248
Number of Foreclosures Closed	27	257	1,582
Loans Originated Less Than 18 Months Before Foreclosure	1	45	661
Loans With Rate Greater than 10% as Reported in # 3	0	3	1,174
Percentage of Loans in Foreclosures Filed	0.07%	0.10%	0.41%
Percentage of Loans Not in Foreclosure	99.93%	99.90%	99.59%
Percentage of Loans in Default	0.54%	0.36%	0.83%
Number of Institutions Reporting	54	478	112
Average Loan Size	\$65,372	\$86,999	\$272,001
Average Loan Size for Loans in Default	\$54,810	\$63,396	\$51,266
Average Loan Size for Loans in Foreclosure Filed	\$66,343	\$72,483	\$102,579

See detailed charts pages 27thru 38.

COMPARATIVE ANALYSIS – 2nd HALF 2004

	State Charter Thrifts	State Charter Banks	State License Servicers
Dollar Amount of Loans in Portfolios	\$3,640,006,701	\$26,835,250,974	\$71,005,183,670
Number of Loans	50,543	456,008	504,152
Dollar Amount of Loans in Default	\$19,295,552	\$103,726,919	\$1,778,188,108
Number of Loans in Default	354	1,609	13,423
Dollar Amount of Foreclosures Filed	\$2,375,768	\$31,061,456	\$473,424,728
Dollar Amount of Foreclosures Closed	\$1,930,146	\$16,216,984	\$144,340,550
Number of Foreclosures Filed	42	382	4,311
Number of Foreclosures Closed	31	225	1,577
Loans Originated Less Than 18 Months Before Foreclosure	4	68	1,330
Loans With Greater than 10% As Reported in #3	0	8	982
Percentage of Loans in Foreclosure	0.07%	0.07%	0.67%
Percentage of Loans Not in Foreclosure	99.93%	99.88%	99.33%
Percentage of Loans in Default	0.64%	0.52%	2.50%
Number of Institutions Reporting	53	470	119
Average Loan Size	\$72,018	\$58,848	\$140,841
Average Loan Size for Loans in Default	\$54,507	\$64,467	\$132,473
Average Loan Size for Loans in Foreclosure	\$56,566	\$81,313	\$109,818

See detailed charts pages 27 thru 38.

Chart 13

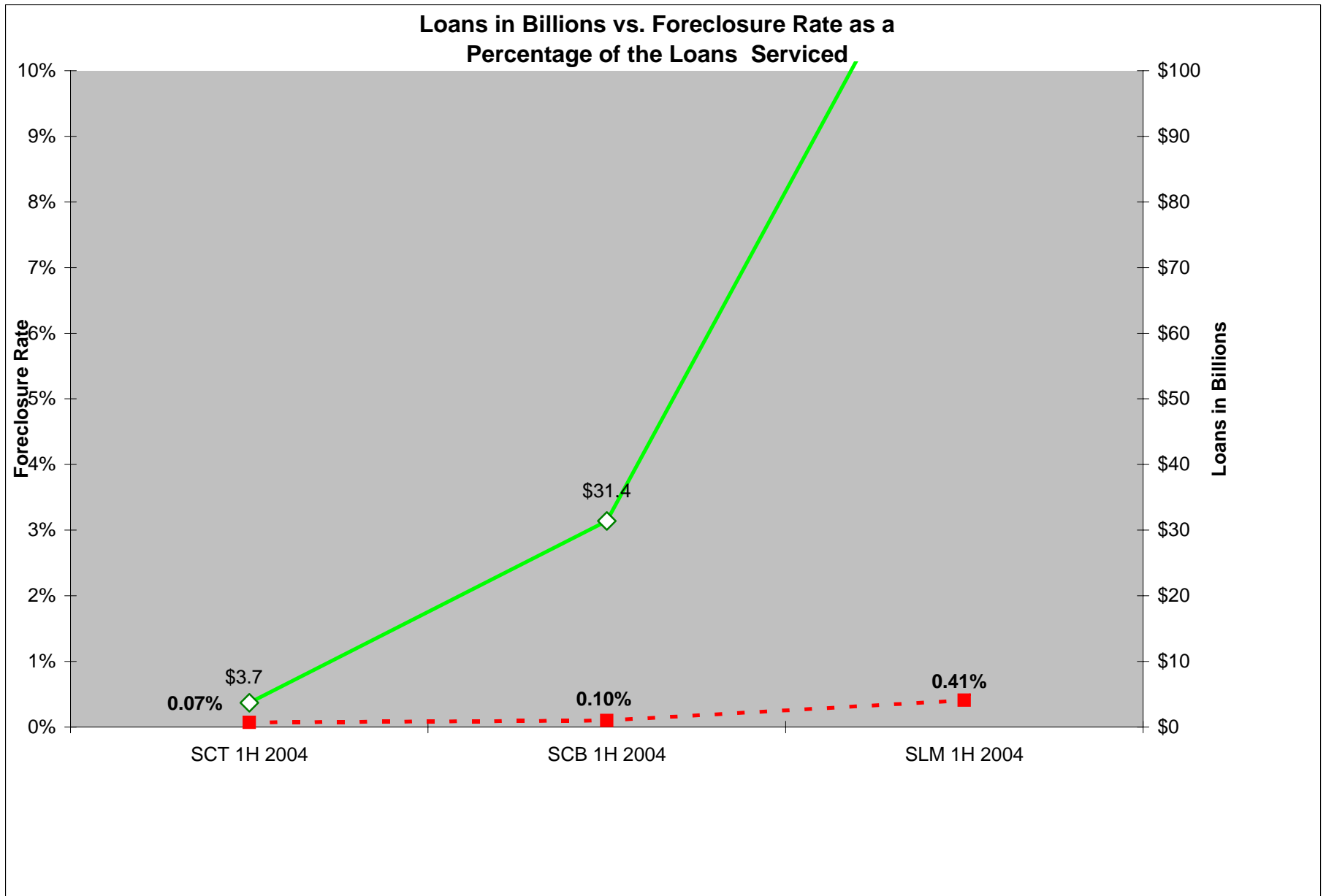


Chart 14

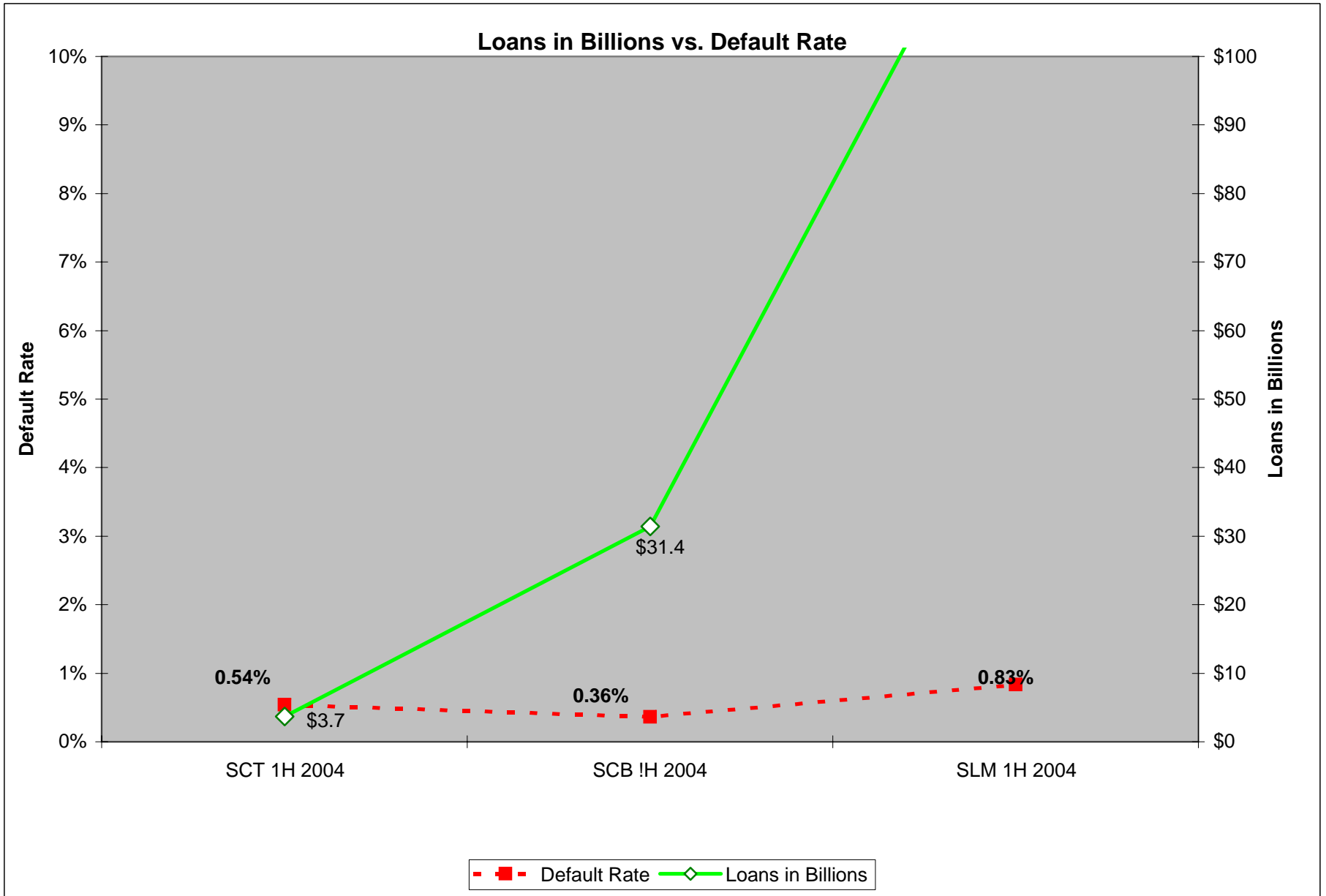


Chart 15

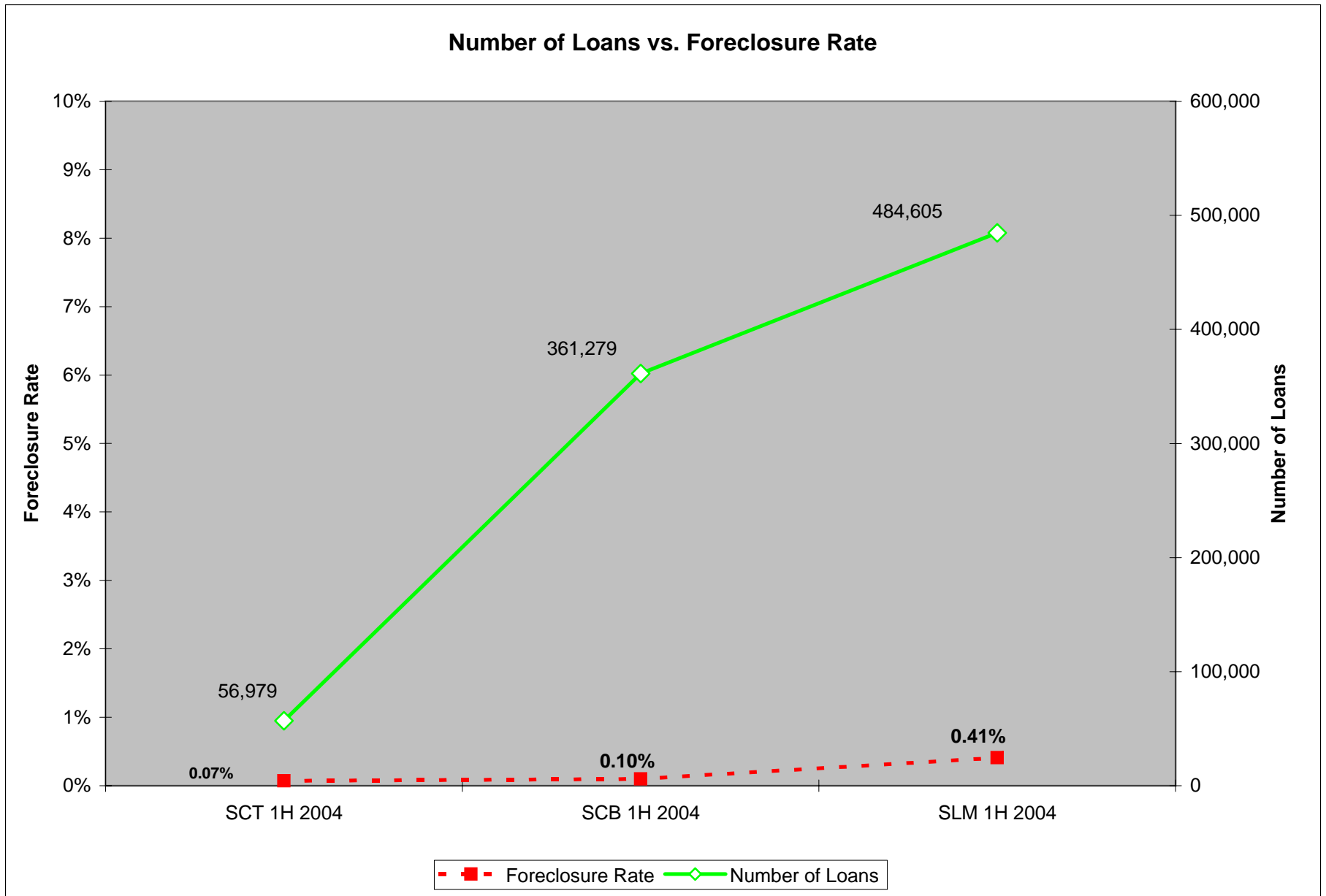


Chart 16

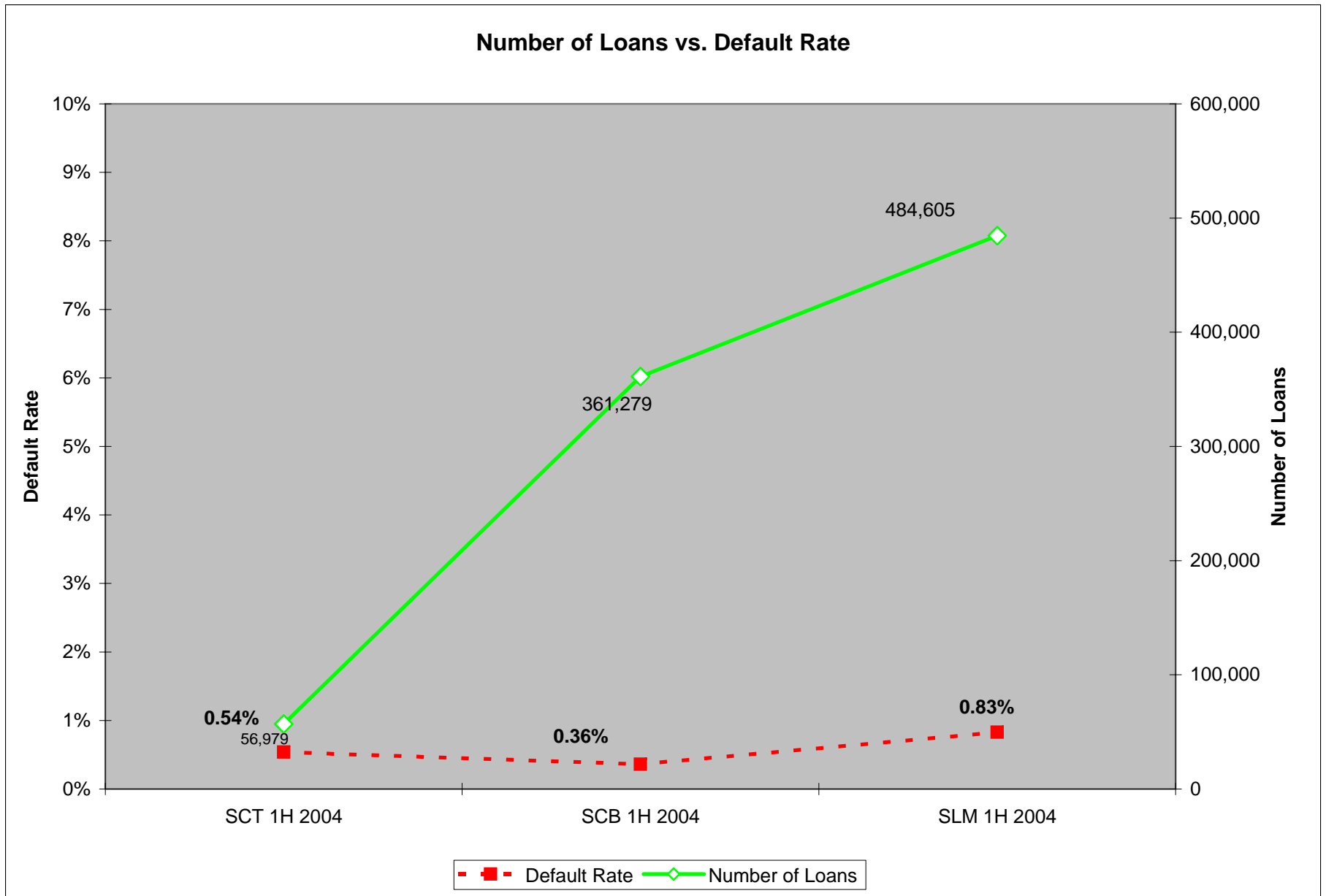


Chart 17

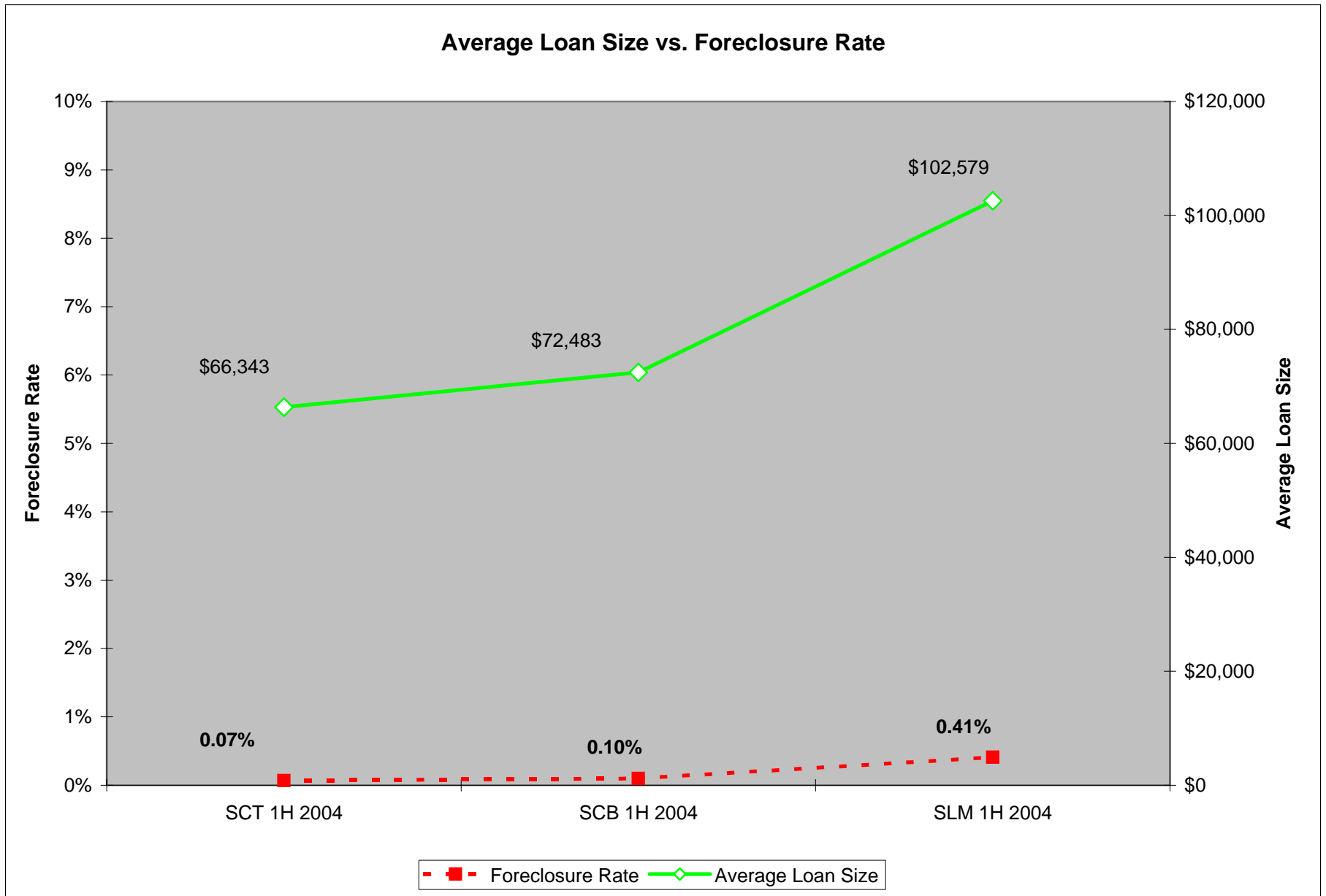


Chart 18

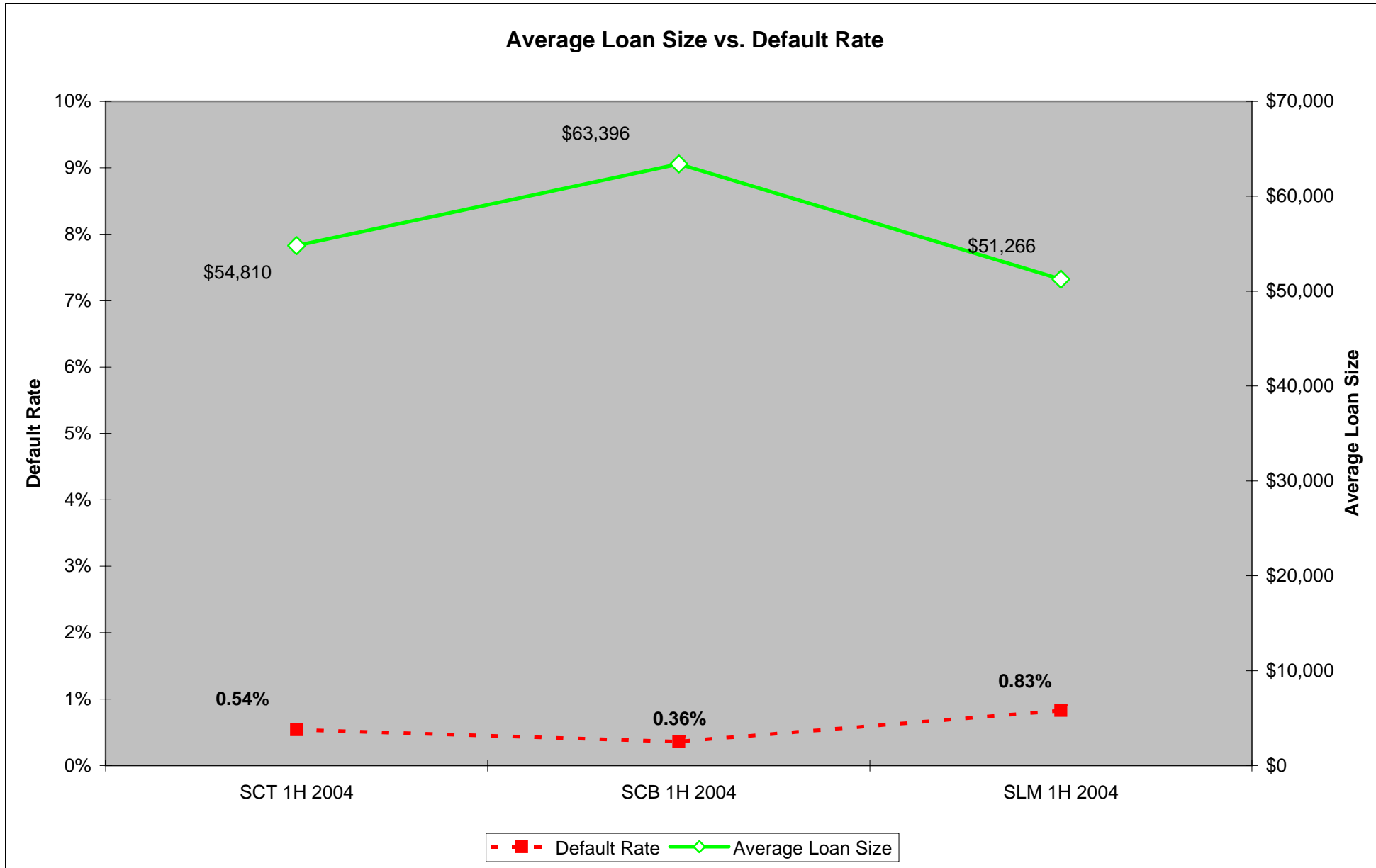


Chart 19

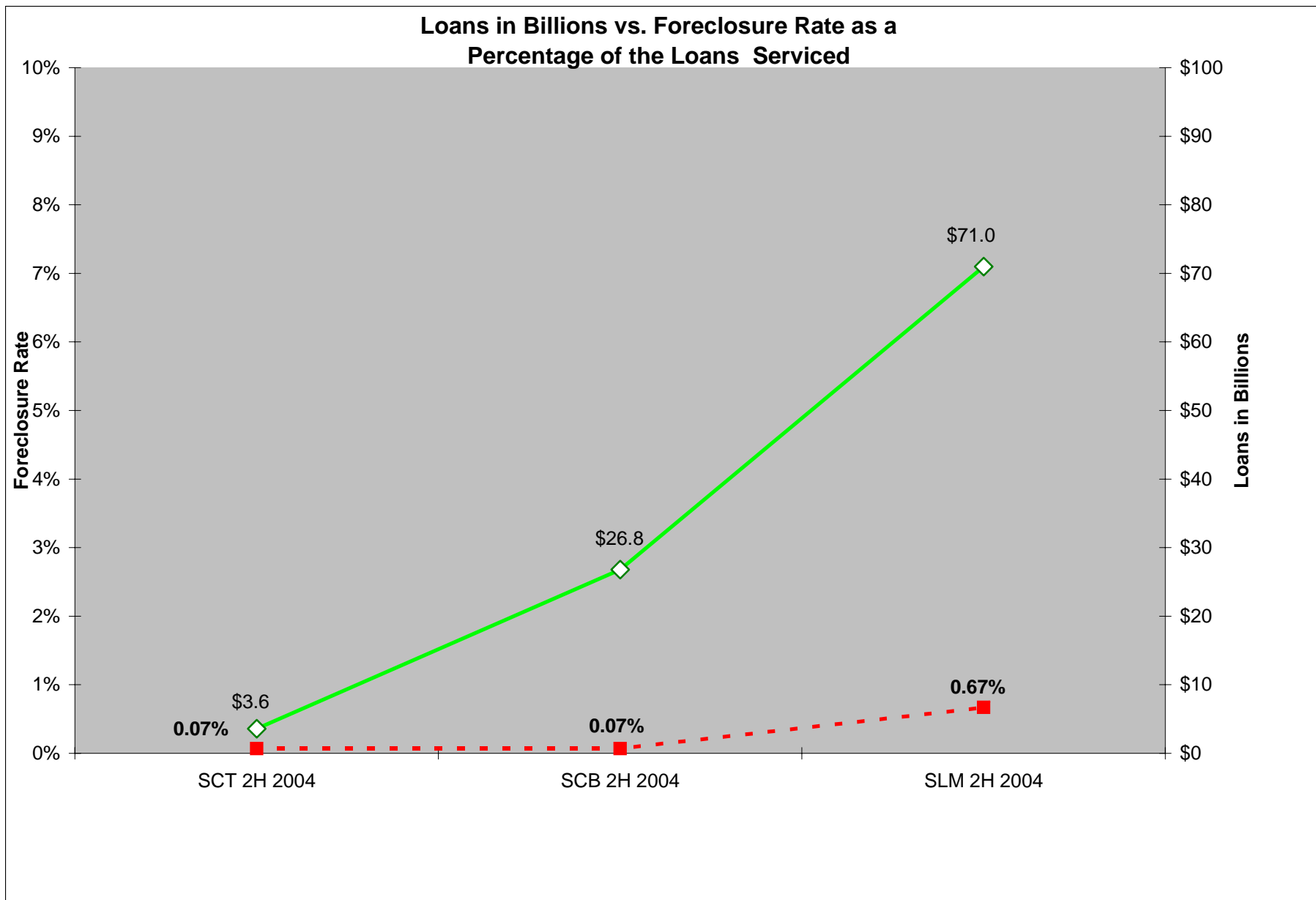


Chart 20

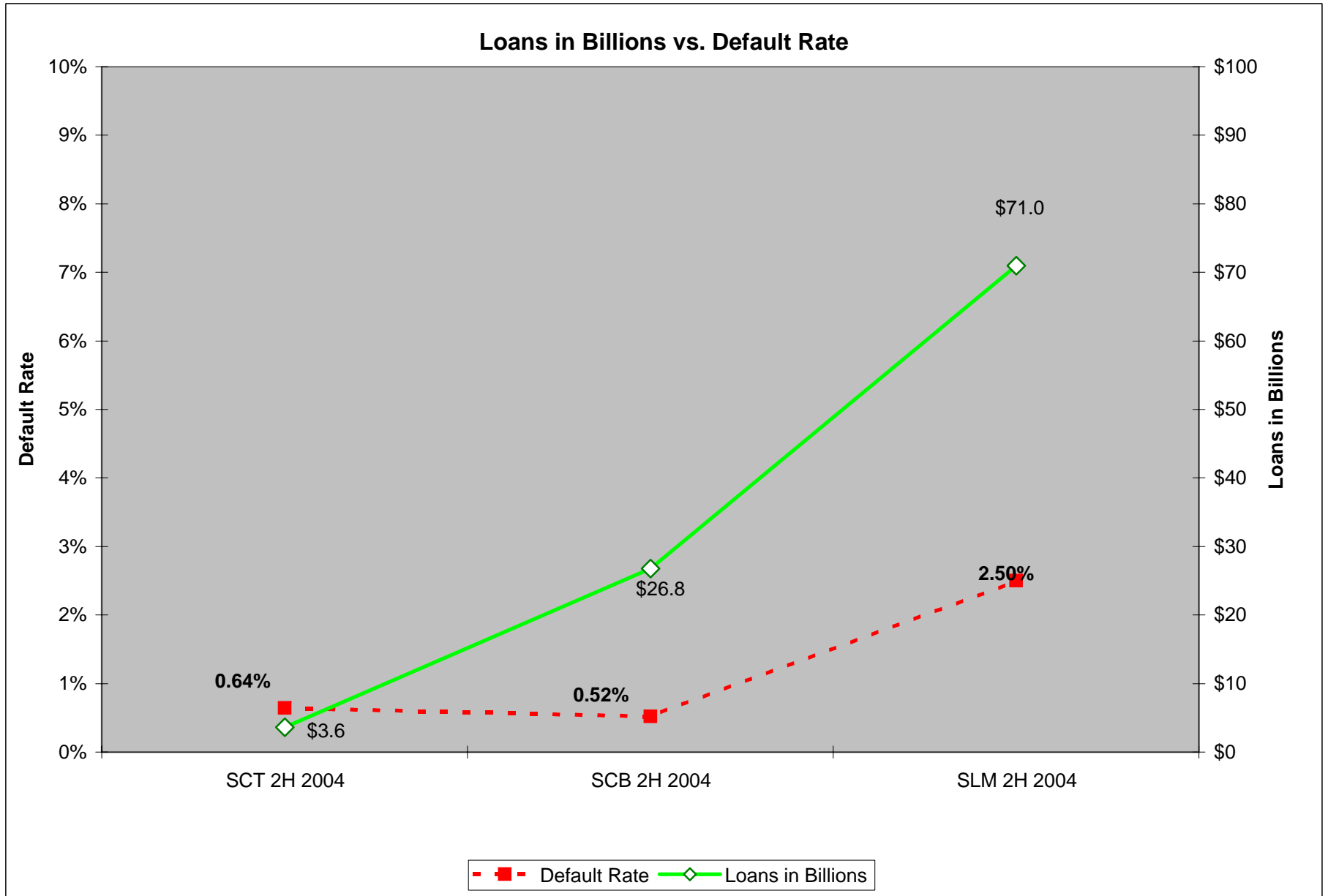


Chart 21

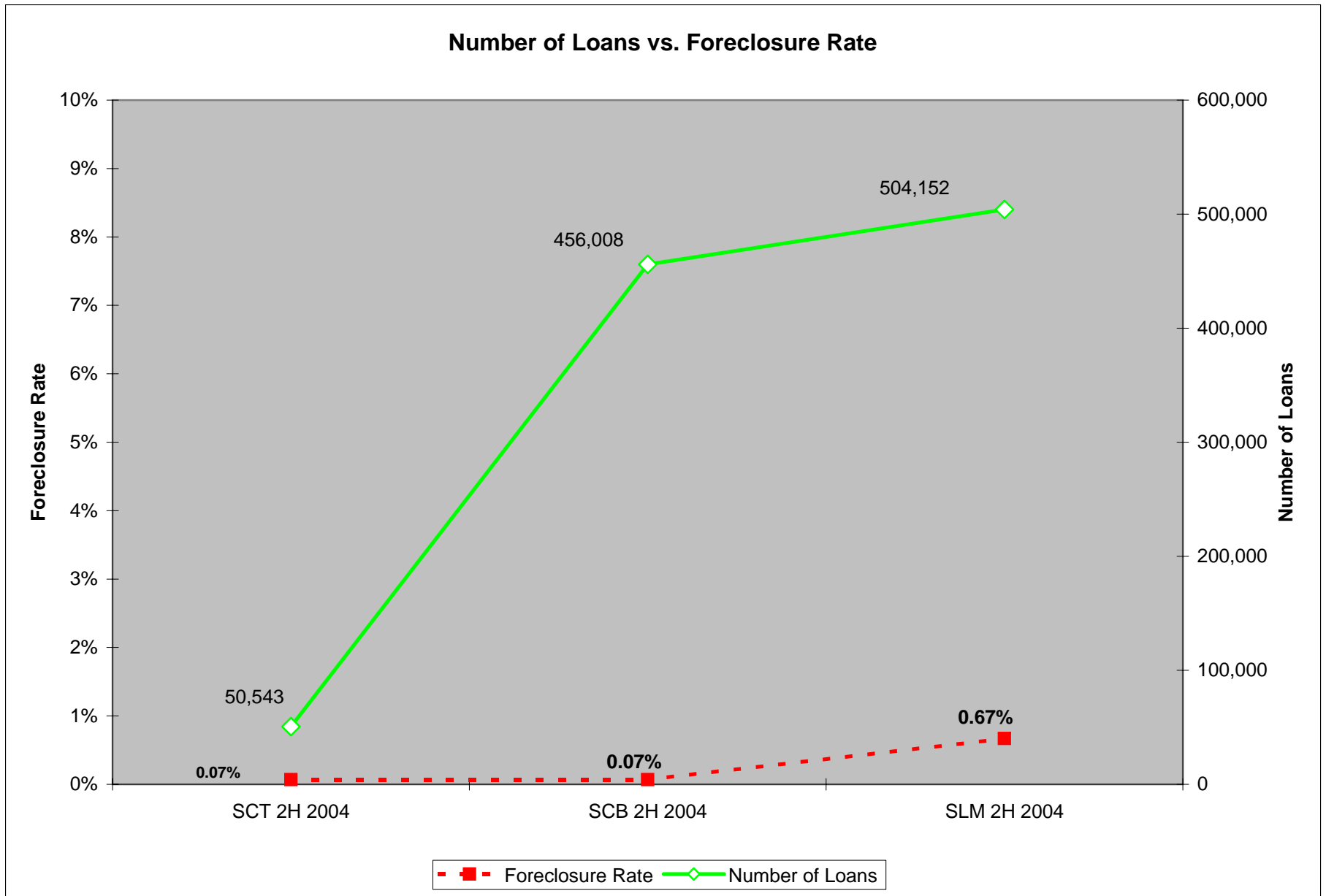


Chart 22

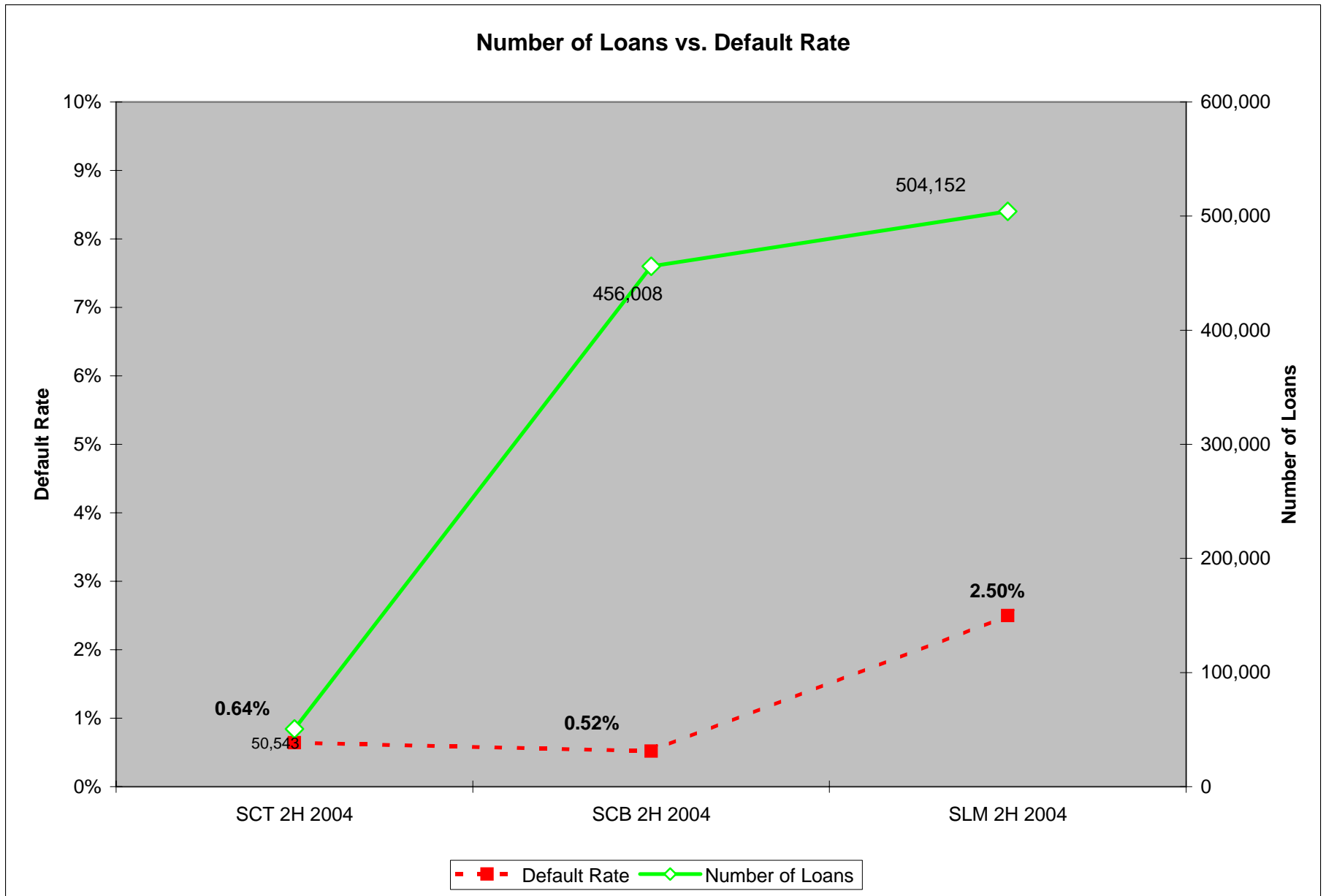


Chart 23

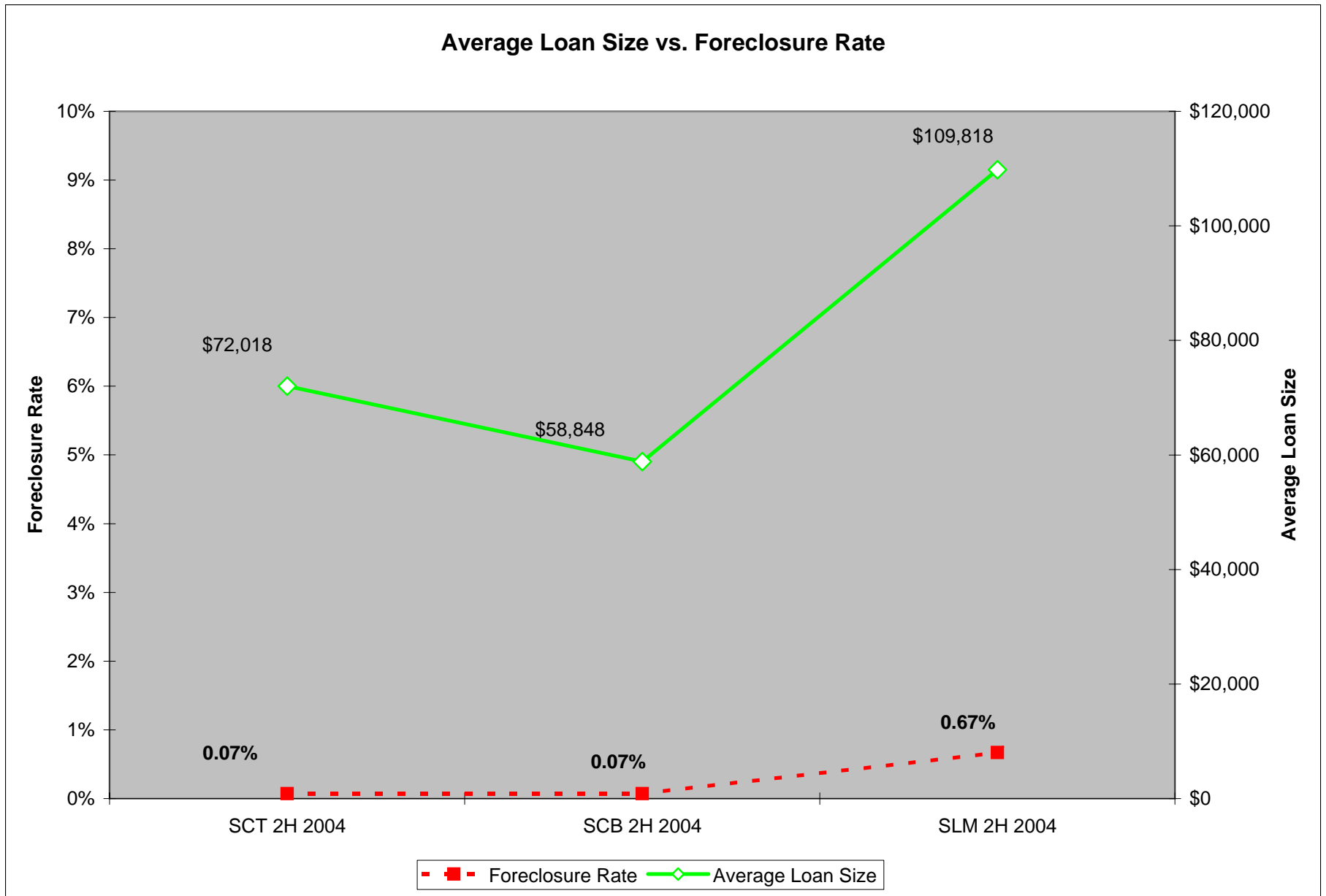
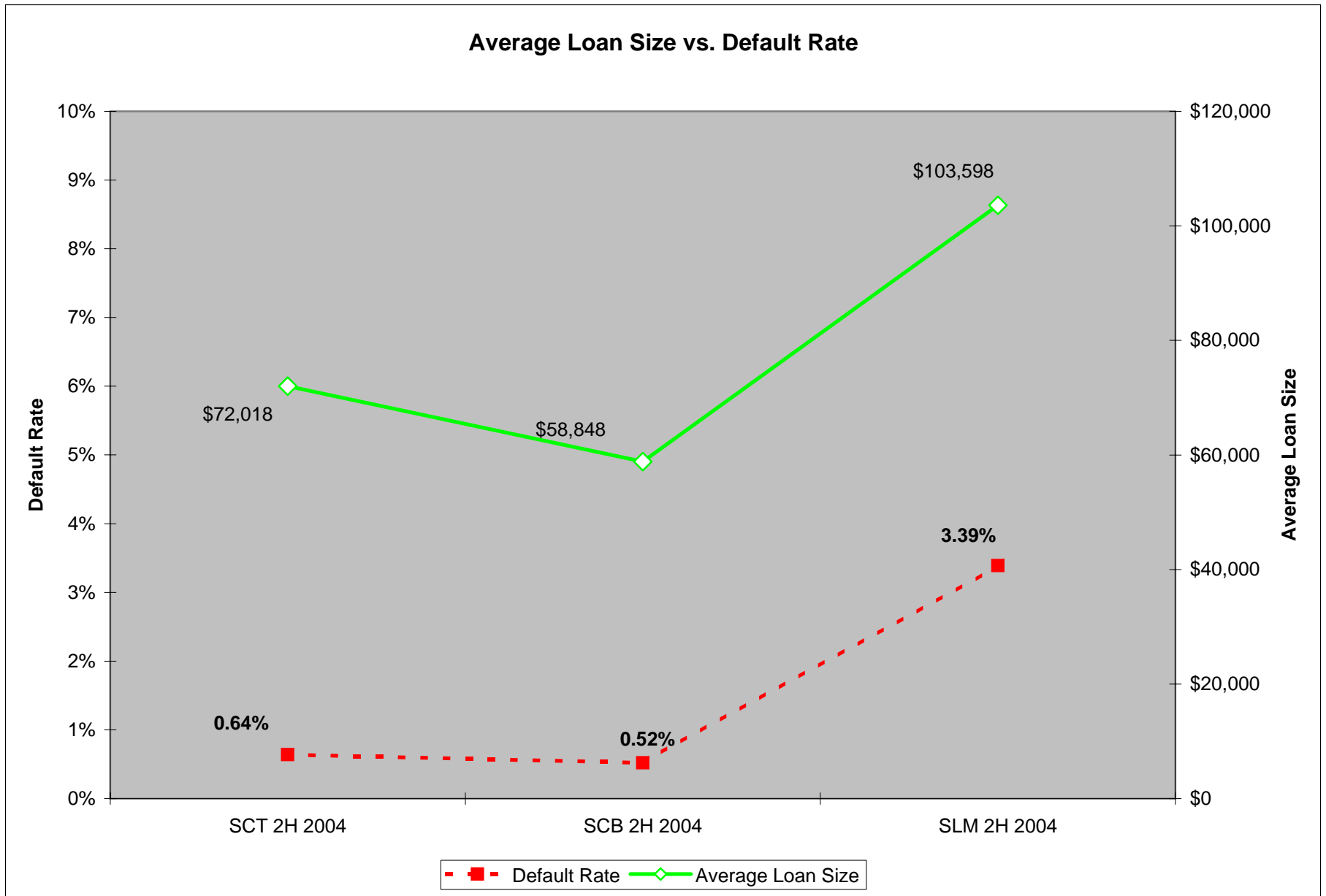


Chart 24



PART II

EXHIBIT A

**STATE CHARTERED THRIFTS (SCT) STATE CHARTERED-COMMERCIAL BANKS (SCB)
STATE-LICENSED MORTGAGE SERVICERS (SLMS) REPORTING TOTAL NUMBER OF LOANS
TOTAL NUMBER OF FORECLOSURES FILED AND FORECLOSURES CLOSED NUMBER OF
LOANS ON WHICH THEY FORECLOSED FOR 2005 WITH HIGH INTEREST RATES OF 10% TO
12% AT TIME OF LOAN ORIGINATION***

REPORTING INCLUDES BOTH SIX-MONTH PERIODS FOR 2005

	SCTS	SCBS	SLMS
Number of institutions reporting foreclosure filings and completions	94	898	218
Number of Loans	88,965	599,205	870,332
Total Number of Foreclosures Filed	96	677	10,075
Total Number of Foreclosures Closed	45	351	3,232
Number of Loans With Initial Rate Greater Than 10%	0	15	1,457

Foreclosure filings and completions can be reviewed in (Appendix C).

EXHIBIT B

STATE CHARTERED THRIFTS, STATE CHARTERED BANKS, STATE LICENSED MORTGAGE SERVICERS, REPORTING LOAN FORECLOSURES WITHIN EIGHTEEN MONTHS OF LOAN ORIGINATION FOR 2005*

REPORTING INCLUDES BOTH SIX-MONTH PERIODS FOR 2005

	SCTS	SCBS	SLMS
Number of loans	88,965	599,205	870,332
*Number of foreclosures within eighteen months of loan origination	1	15	1142
Number of institutions reporting	94	898	218

* These figures include both foreclosure filings and completions. See (Appendix D).

_____.

PART 111

EXHIBIT C

AN ANALYSIS OF 2005 FORECLOSURE RATE FILINGS FOR THE STANDARD METROPOLITAN SERVICE AREA *(SMSAS) versus STATE OF ILLINOIS FORECLOSURE RATE

COUNTIES	POPULATION	% Of IL Population	Reported 2005 SMSA Foreclosure Filings	Total Foreclosures Filings 2005
Cook	5,350,269	43.0%	16,493	
Du Page	912,044	7.3%	4,033	
Lake	666,111	5.3%	2,178	
Will	536,416	4.2%	2,479	
Mc Henry	270,504	1.6%	889	
Kane	425,545	3.4%	1,346	
Totals	8,155,889	65.3%	27,418	
State of Illinois	12,482,301	100%	**41,988	*10,838

The total foreclosure filings reported by institutions regulated by IDFPR for the year 2005 were 10,838. The (SMSA) reported 27,418 foreclosure filings for the same period. Therefore, the State Chartered Thrifts, Banks, and Licensed Mortgagees regulated by IDFPR accounted for 25.8% foreclosures, versus 74.2% foreclosure filings by institutions not regulated by IDFPR. The actual foreclosure filings for institutions regulated by IDFPR indicated no significant difference from 10,591 in 2004 to 10,838 in 2005, a 2.3% increase. The foreclosure filings initiated for the SMSA six county area were 23,133 in 2004 and 27,418 for 2005, an increase of 18.5%.

The database of all reporting SMSAS is not programmed to gather actual foreclosures, only foreclosure filings.

* This number comes from reports filed with IDFPR.

** Extrapolation based on 6 county data.

EXHIBIT D

AN ANALYSIS OF 2004 FORECLOSURE RATE FILINGS FOR THE STANDARD METROPOLITAN SERVICE AREA *(SMSAS) versus STATE OF ILLINOIS FORECLOSURE RATE

COUNTIES	POPULATION	% Of IL Population	Reported 2004 SMSA Foreclosure Filings	Total IDFPR Foreclosures 2004
Cook	5,350,269	43.0%	15,814	
Du Page	912,044	7.3%	1,547	
Lake	666,111	5.3%	1,698	
Will	536,416	4.2%	2,231	
Mc Henry	270,504	1.6%	789	
Kane	425,545	3.4%	1,409	
Totals	8,155,889	65.3%	23,133	
State of Illinois	12,482,301	100.0%	**35,426	*10,591

*The total foreclosure filings reported by institutions regulated by IDFPR for the year 2004 were 10,591. The (SMSA) reported 23,133 foreclosure filings for the same time period. Therefore, the State Chartered Thrifts, Banks and Licensed Mortgagees regulated by IDFPR accounted for 29.9% of for the year 2004 versus 70.1% of foreclosure filings by institutions not regulated by IDFPR.

The database of all reporting SMSAS is not programmed to gather completed foreclosures, only foreclosure filings.

*This number comes from reports filed with IDFPR.

** Extrapolation based on 6 county data.

PART IV

DOLLAR AMOUNT OF LOANS IN PORTFOLIO VS DOLLAR AMOUNT OF FORECLOSURES FILED AND FORECLOSURES COMPLETED FOR 2005

State Chartered Thrifts: The first half of 2005 had a loan portfolio of 3.3B with 3.1M in foreclosures filed and 1.1M foreclosures closed. The second half had a loan portfolio of 2.9B and 3.7M in foreclosures filed and 1.2M foreclosures completed.

Chartered Commercial Banks: The first half of 2005 had a loan portfolio of 21.8B with 24.0M in foreclosures filed and 10.5M closed. The second half had a loan portfolio of 23B and 25M in foreclosures filed and 24M in foreclosures completed.

State Licensed Mortgage Services: The first half of 2005 had a loan portfolio of 46.8B with 495M foreclosures filed and 176M foreclosures closed. The second half had a loan portfolio of 73B with 635M in foreclosures filed and 182M foreclosures completed.

AVERAGE LOAN SIZE VERSUS AVERAGE LOAN SIZE OF FORECLOSURE FILED

State Chartered Thrifts: The first half 2005 the foreclosure rate was 0.09% on an average loan of 77K versus the second half which had a foreclosure rate of 0.13 % on an average loan of 84 K.

State Chartered Commercial Banks: The first half of 2005 had a foreclosure rate of 0.11%% on an average loan of 70K versus the second half which had a foreclosure rate of 0.11%% on an average loan of 77 K.

State Licensed Mortgage Services: The first half of 2005 had a foreclosure rate of 1.06% on an average loan of 114K versus the second half which had a foreclosure rate of 0.87 % on an average loan of 110K.

**DOLLAR AMOUNT OF LOANS IN PORTFOLIO VERSUS DOLLAR AMOUNT OF
FORECLOSURES FILED AND FORECLOSURES COMPLETED FOR 2004 ***

State Chartered Thrifts: The first half of 2004 had a loan portfolio of 3.7B with 2.7M in foreclosures filed and 1.1M foreclosures completed. The second half had a loan portfolio of 3.6B and 2.3M in foreclosures filed and 1.9M foreclosures completed. (See Exhibit E).

Chartered Commercial Banks: The first half of 2004 had a loan portfolio of 31.4B with 30.2M in foreclosure filed and 19.0M foreclosures completed. The second half had a loan portfolio of 26.8B with 31M foreclosures filed and 16.2M foreclosures completed.

State Licensed Mortgage Services: The first half of 2004 had a loan portfolio of 131B with 535M in foreclosures filed and 149M foreclosures completed. The second half of had a loan portfolio of 71.0B with 473M in foreclosures filed and 144M in foreclosures completed.

AVERAGE SIZE LOAN VERSUS AVERAGE LOAN SIZE OF FORECLOSURE FILED

State Chartered Thrifts: For the first half 2004 the foreclosure rate was .07% on an average loan of 66K versus the second half which had a foreclosure rate of 0.07% on an average loan of 72K.

State Chartered Commercial Banks: First half of 2004 had a foreclosure rate of .0.10% on an average loan of 86K versus the second half which had a foreclosure rate of 0.12% on an average loan of 81K.

State Licensed Mortgage Services: First half of 2004 had a foreclosure rate of 0.41% on an average loan of 272K. Versus the second half which had a foreclosure rate of 0.67% on an average loan of 110K.

*See (Exhibit E and F), for analysis of foreclosure reports for 2005 and 2004).

PART V

EXHIBIT E

ANALYSIS OF FORECLOSURE REPORTS 2005

	Dollar Amount of Loans in Portfolios		Dollar Amount of Foreclosures Closed	
	1 st Half of 2005	2 nd Half of 2005	1 st Half of 2005	2 nd Half of 2005
State Chartered Thrifts	\$3,399,621,456	\$2,942,769,829	\$1,151,346	\$1,238,593
State Chartered Banks	\$21,855,638,976	\$23,977,916,860	\$10,558,659	\$24,447,447
Licensed Mortgage Services	\$131,813,074,566	\$73,161,842,386	\$176,203,451	\$182,789,450

	Percentage of Loans IN Foreclosure Filed		Percentage of Loans NOT in Foreclosure Filed	
	1 st Half of 2005	2 nd Half of 2005	1 st Half of 2005	2 nd Half of 2005
State Chartered Thrifts	0.09%	0.13%	99.91%	99.87%
State Chartered Banks	0.11%	0.11%	99.89%	99.89%
Licensed Mortgage Services	1.06%	0.87%	98.94%	99.13%

EXHIBIT F

ANALYSIS OF FORECLOSURE REPORTS 2004

	Dollar Amount of Loans in Portfolios		Dollar Amount of Loans in Foreclosure	
	1 st Half of 2004	2 nd Half of 2004	1 st Half of 2004	2 nd Half of 2004
State Chartered Thrifts	3.7B	3.6B	1.1M	1.9M
State Chartered Banks	31.4B	26.8B	19.0M	16.2M
Licensed Mortgage Services	131.8B	71.0B	149.0M	144.3M


	Percentage of Loans IN Foreclosure		Percentage of Loans NOT in Foreclosure	
	1 st Half of 2004	2 nd Half of 2004	1 st Half of 2004	2 nd Half of 2004
State Chartered Thrifts	0.07%	0.07%	99.93%	99.93%
State Chartered Banks	0.10%	0.07%	99.90%	99.93%
Licensed Mortgage Services	0.41%	0.67%	99.59%	99.33%

PART VI





Zip Code	Ethnic Composition	Population 2000	Percentage	Total Housing Units	Total Population	2005 Foreclosures IDFPR and non-IDFPR regulated		2005 Foreclosures IDFPR regulated	
							Closed		Closed
60620				30,877	85,771		595		56
	White	2,822	3.3						
	Black	81,946	95.5						
	Hispanic	641	0.7						
60621				17,917	47,514		204		38
	White	286	0.6						
	Black	46,658	98.2						
	Hispanic	395	0.8						
60623				30,905	108,144		104		28
	White	22,934	21.2						
	Black	37,685	34.8						
	Hispanic	67,973	62.9						
60628				29,308	87,827		945		108
	White	2,285	2.6						
	Black	83,224	94.8						
	Hispanic	2,78	3.1						
60629				34,342	113,984		437		21
	White	49,210	43.2						
	Black	29,587	26						
	Hispanic	55,388	48.6						
60632				26,060	87,577		109		3
	White	47,883	54.7						
	Black	983	1.1						
	Hispanic	61,625	70.4						
60636				15,866	51,451		560		92
	White	427	0.8						
	Black	50,329	97.8						
	Hispanic	599	1.2						
60638				21,293	55,788		141		6
	White	46,135	82.7						
	Black	4,452	8						
	Hispanic	8,667	15.5						
60643				18,362	52,568		551		57
	White	10,786	20.5						
	Black	40,511	77.1						
	Hispanic	933	1.8						
60652				13,202	39,126		346		24
	White	17,307	44.2						
	Black	16,451	42						
	Hispanic	6,726	17.2						
			Totals	238,132	729,750		3992		433

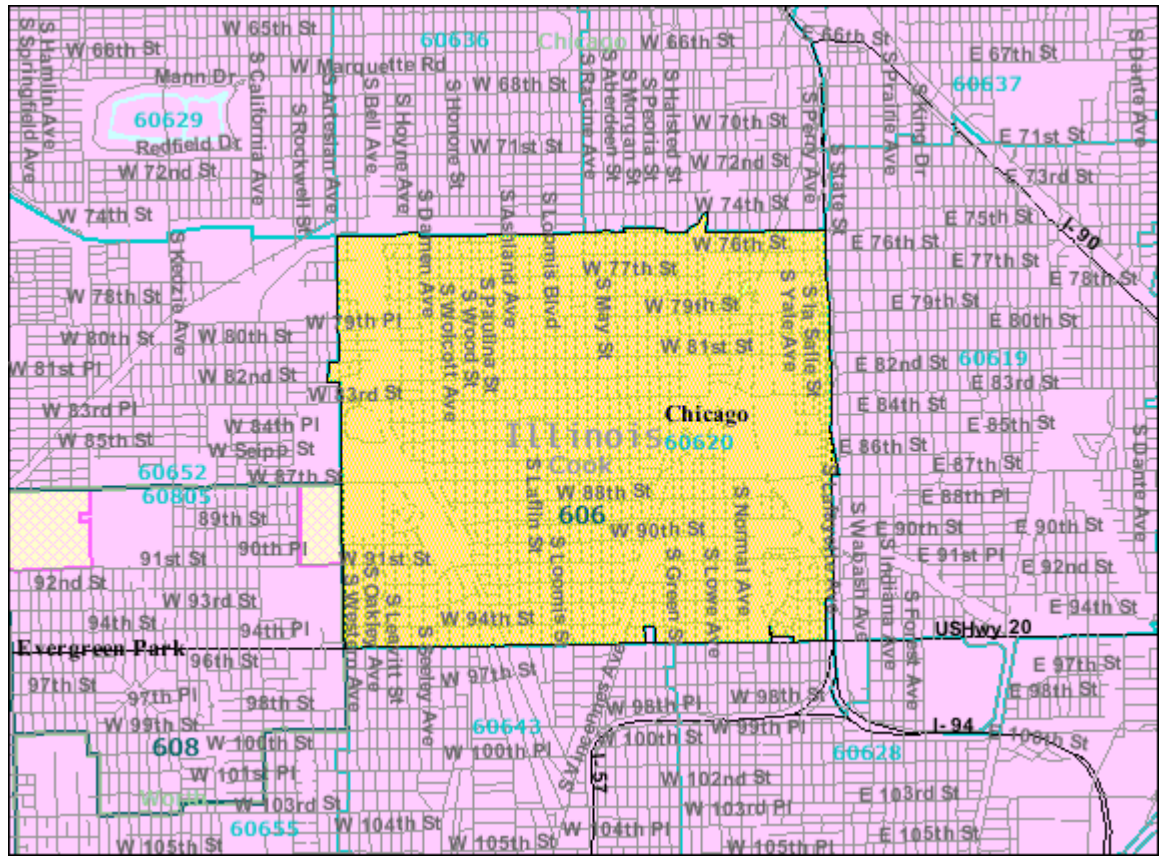
60620 5-Digit ZCTA, 606 3-Digit ZCTA

Boundaries

-  State
-  '00 County
-  '00 Co Sub
-  '00 Place
-  '00 Place
-  '00 Urban Area
-  '00 Urban Area
-  '00 ZCTA-3
-  '00 ZCTA-5

Features

-  Major Road
-  Street
-  Stream/Waterbody
-  Stream/Waterbody



7 miles across

Close

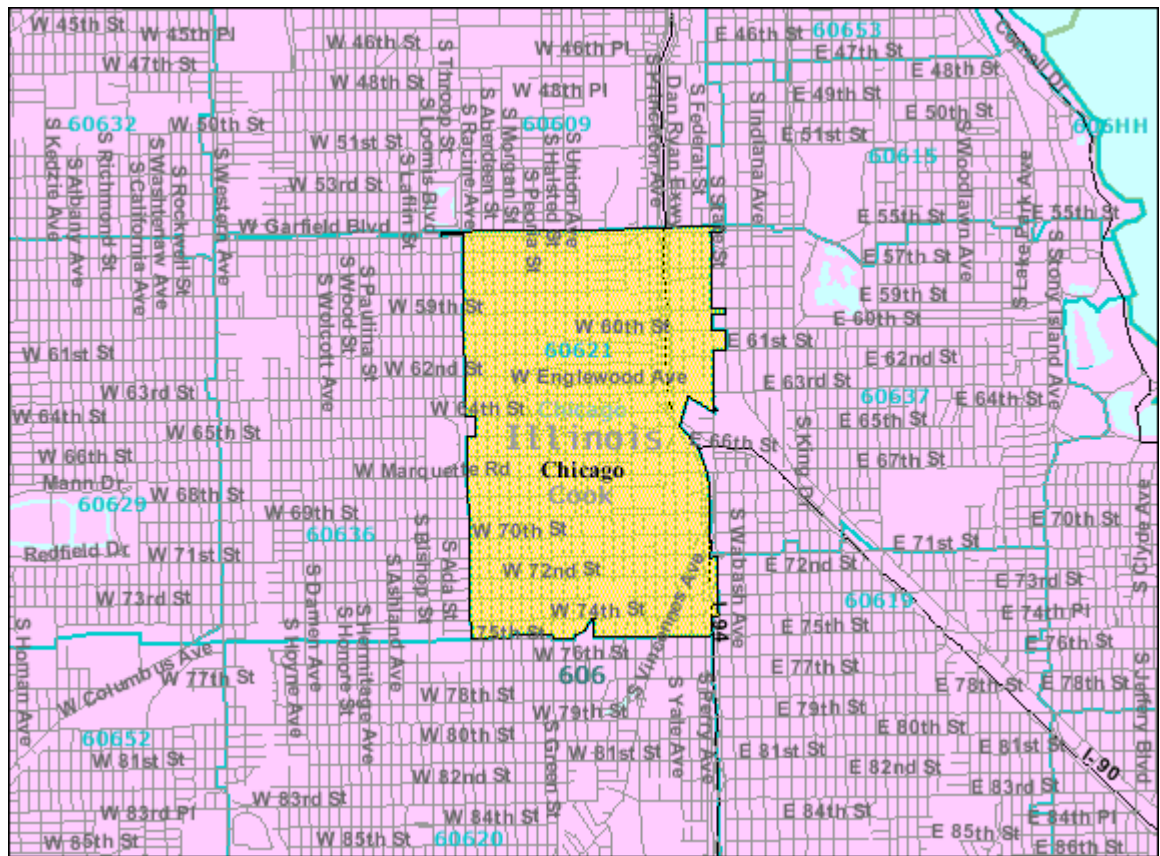
60621 5-Digit ZCTA, 606 3-Digit ZCTA

Boundaries

- State
- '00 County
- '00 Co Sub
- '00 Place
- '00 Place
- '00 Urban Area
- '00 Urban Area
- '00 ZCTA-3
- '00 ZCTA-5

Features

- Major Road
- Street
- Stream/Waterbody
- Stream/Waterbody



7 miles across

Close

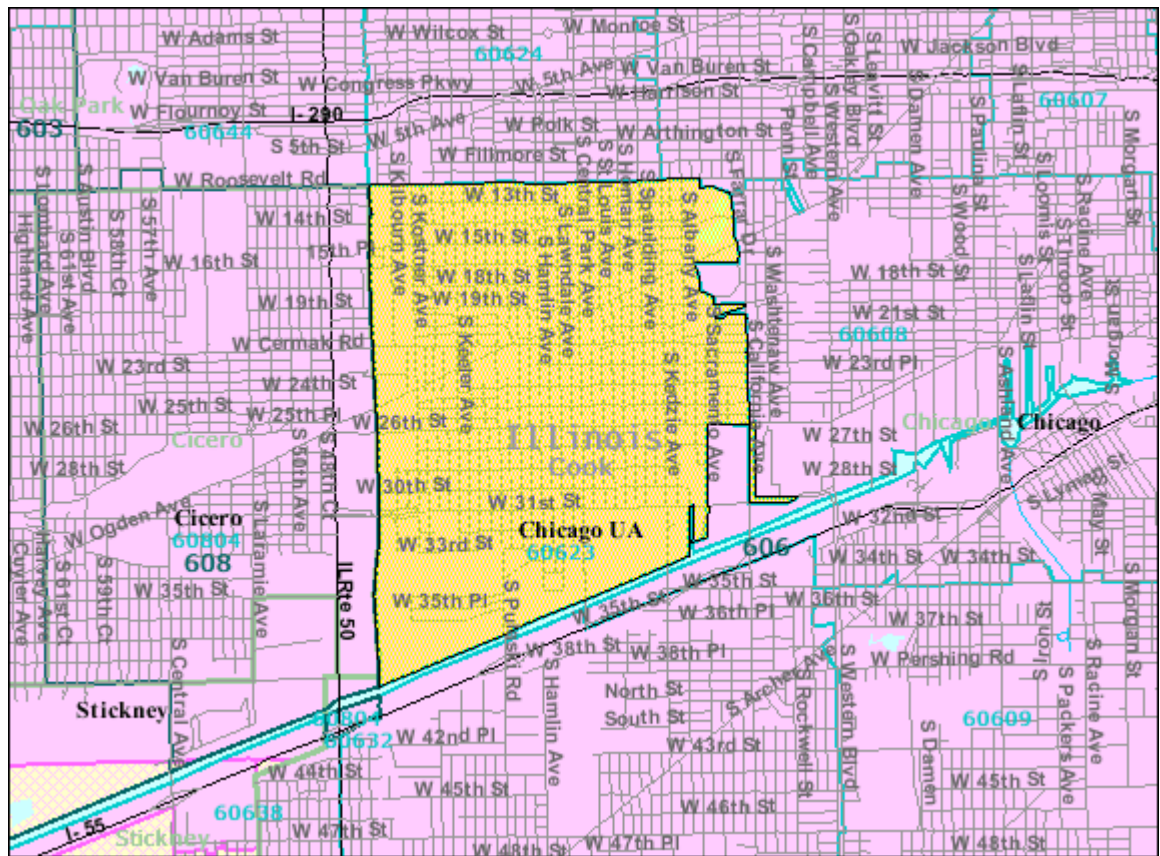
60623 5-Digit ZCTA, 606 3-Digit ZCTA

Boundaries

- State
- '00 County
- '00 Co Sub
- '00 Place
- '00 Place
- '00 Urban Area
- '00 Urban Area
- '00 ZCTA-3
- '00 ZCTA-5

Features

- Major Road
- Street
- Stream/Waterbody
- Stream/Waterbody












7 miles across





Close

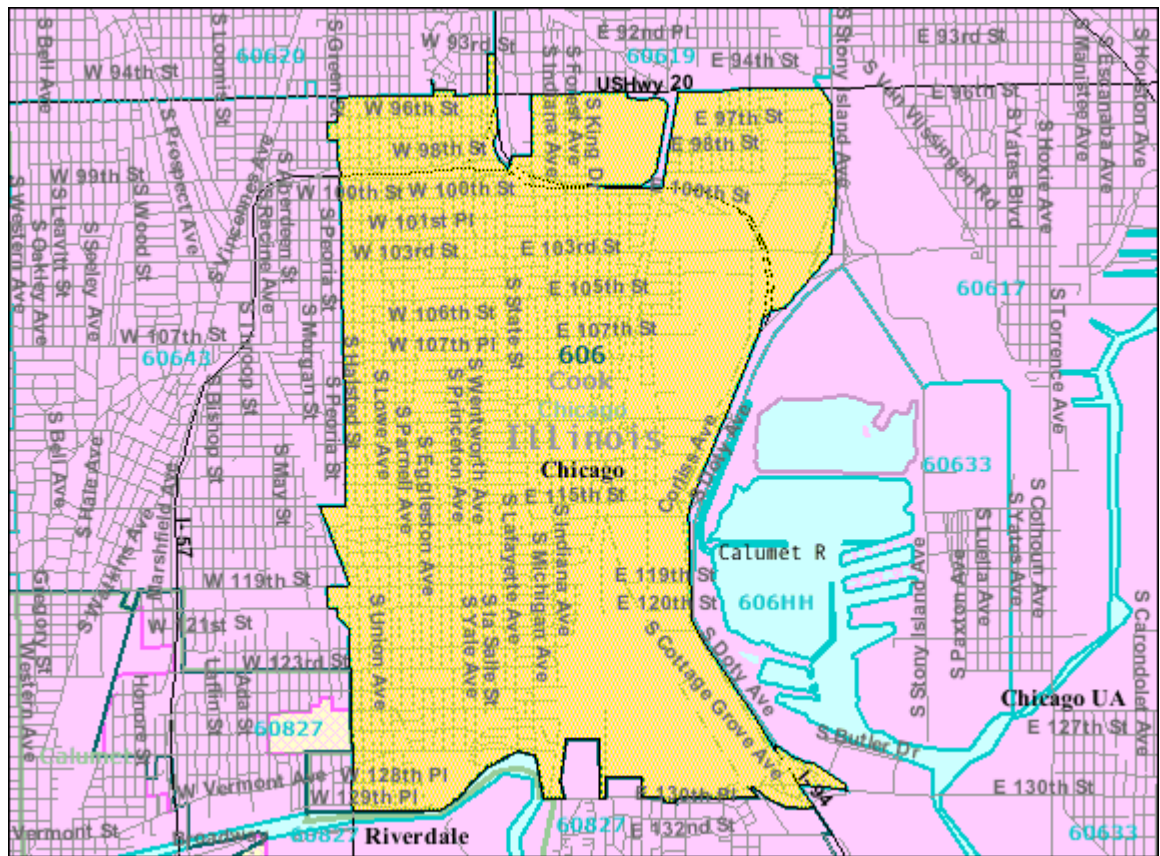
60628 5-Digit ZCTA, 606 3-Digit ZCTA

Boundaries

-  State
-  '00 County
-  '00 Co Sub
-  '00 Place
-  '00 Place
-  '00 Urban Area
-  '00 Urban Area
-  '00 ZCTA-3
-  '00 ZCTA-5

Features

-  Major Road
-  Street
-  Stream/Waterbody
-  Stream/Waterbody



7 miles across

Close

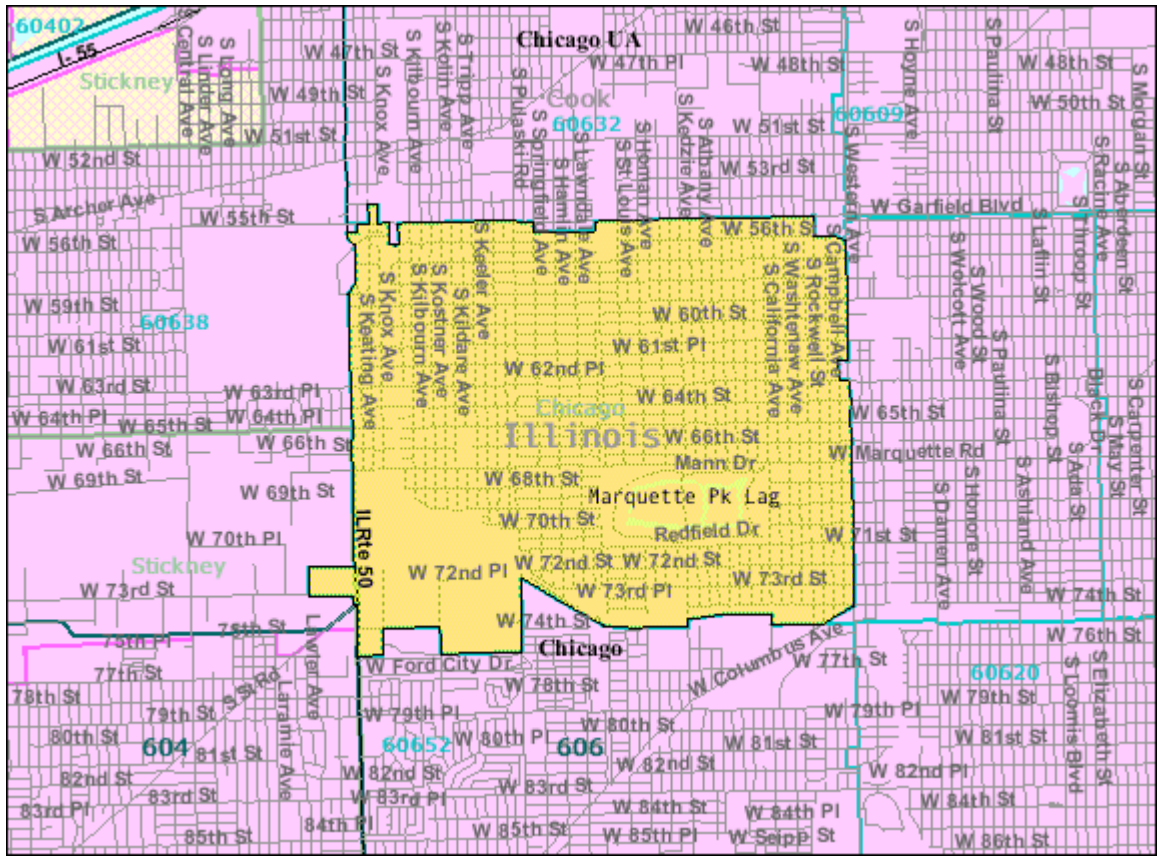
60629 5-Digit ZCTA, 606 3-Digit ZCTA

Boundaries

- State
- '00 County
- '00 Co Sub
- '00 Place
- '00 Place
- '00 Urban Area
- '00 Urban Area
- '00 ZCTA-3
- '00 ZCTA-5

Features

- Major Road
- Street
- Stream/Waterbody
- Stream/Waterbody









7 miles across





Close

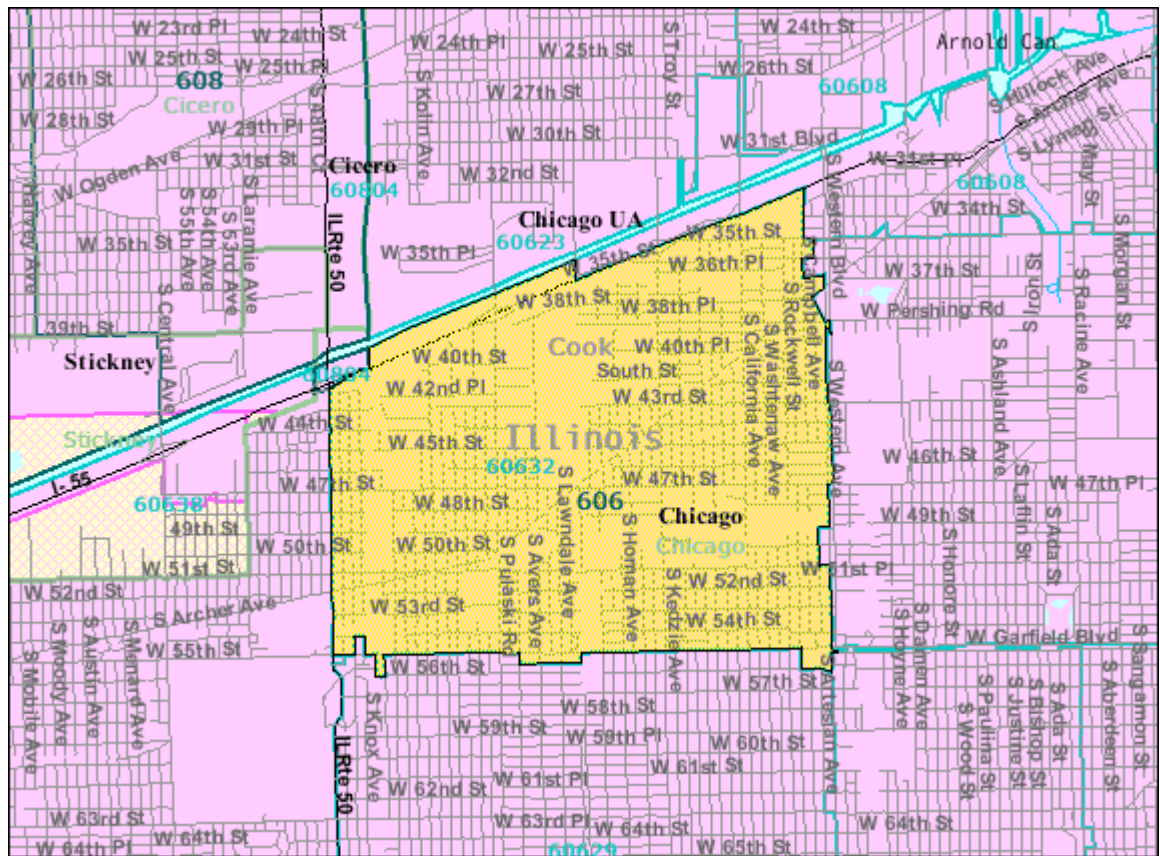
60632 5-Digit ZCTA, 606 3-Digit ZCTA

Boundaries

-  State
-  '00 County
-  '00 Co Sub
-  '00 Place
-  '00 Place
-  '00 Urban Area
-  '00 Urban Area
-  '00 ZCTA-3
-  '00 ZCTA-5

Features

-  Major Road
-  Street
-  Stream/Waterbody
-  Stream/Waterbody



7 miles across

Close

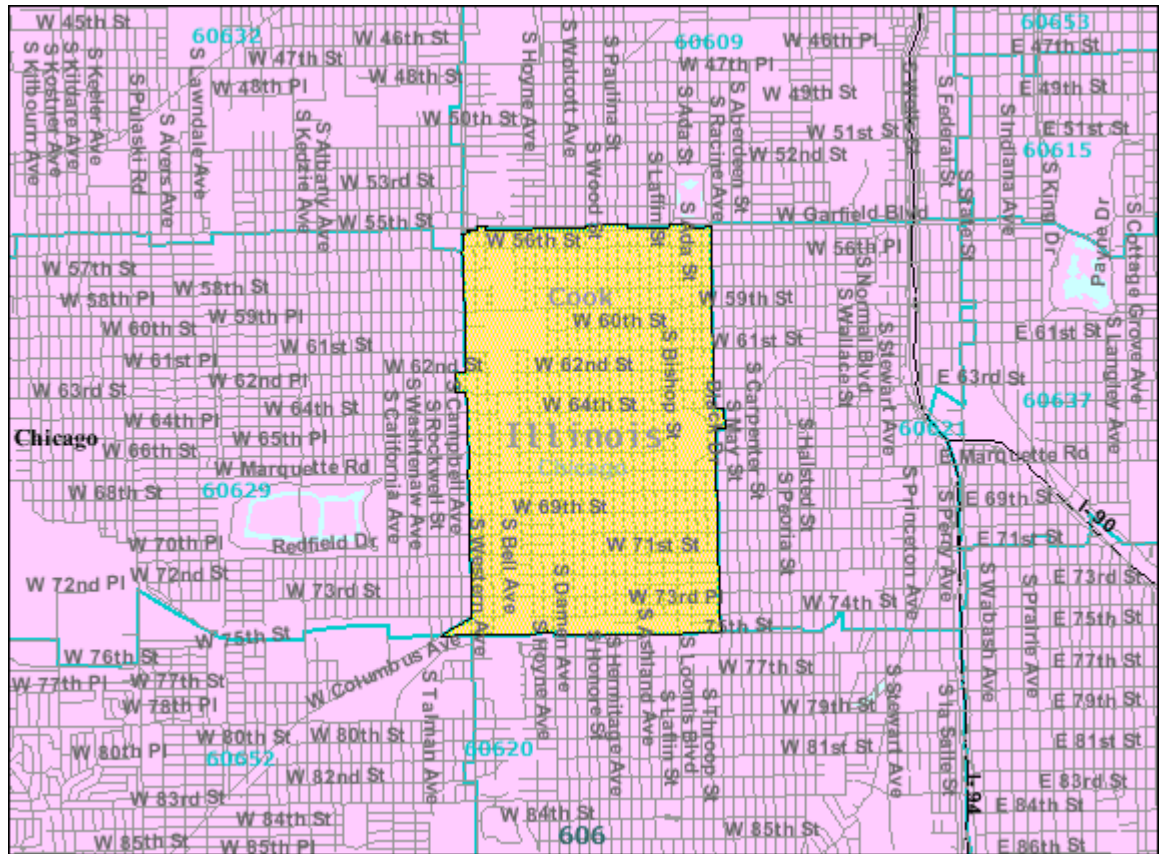
60636 5-Digit ZCTA, 606 3-Digit ZCTA

Boundaries

- State
- '00 County
- '00 Co Sub
- '00 Place
- '00 Place
- '00 Urban Area
- '00 Urban Area
- '00 ZCTA-3
- '00 ZCTA-5

Features

- Major Road
- Street
- Stream/Waterbody
- Stream/Waterbody



7 miles across

Close

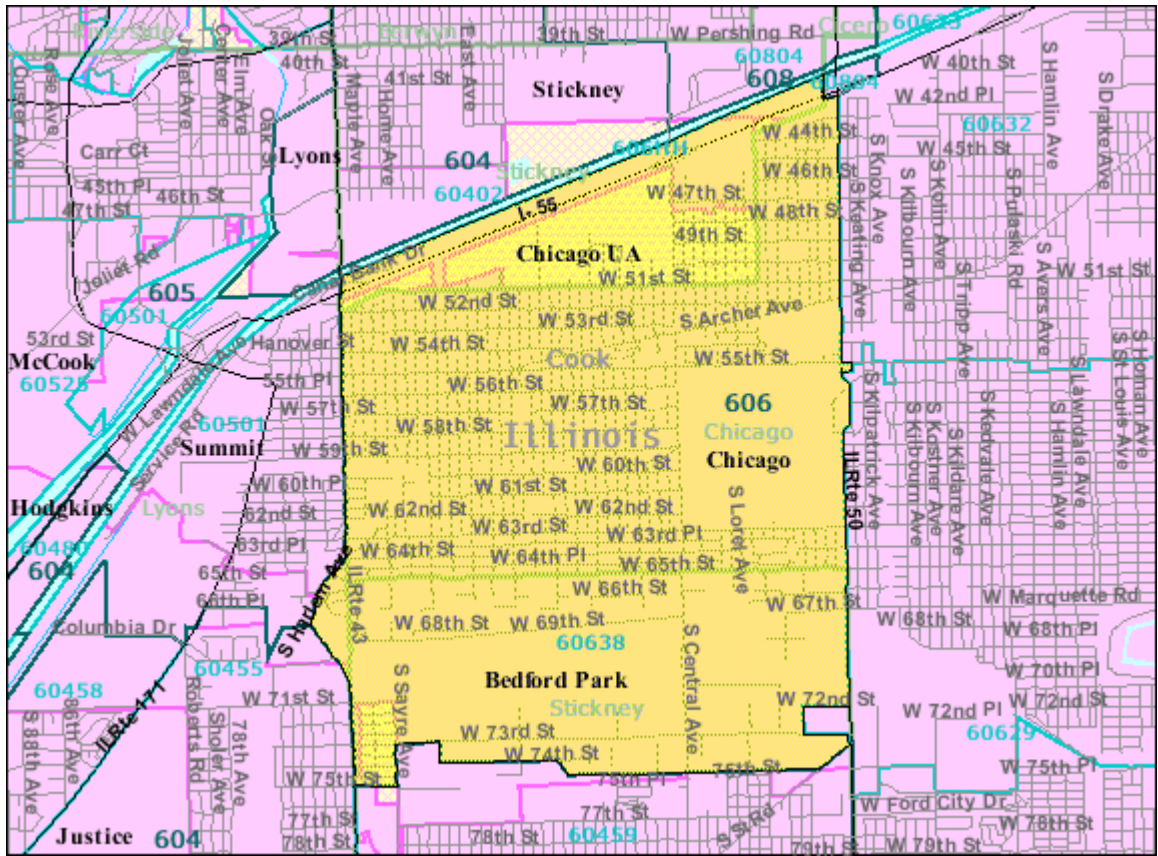
60638 5-Digit ZCTA, 606 3-Digit ZCTA

Boundaries

- State
- '00 County
- '00 Co Sub
- '00 Place
- '00 Place
- '00 Urban Area
- '00 Urban Area
- '00 ZCTA-3
- '00 ZCTA-5

Features

- Major Road
- Street
- Stream/Waterbody
- Stream/Waterbody

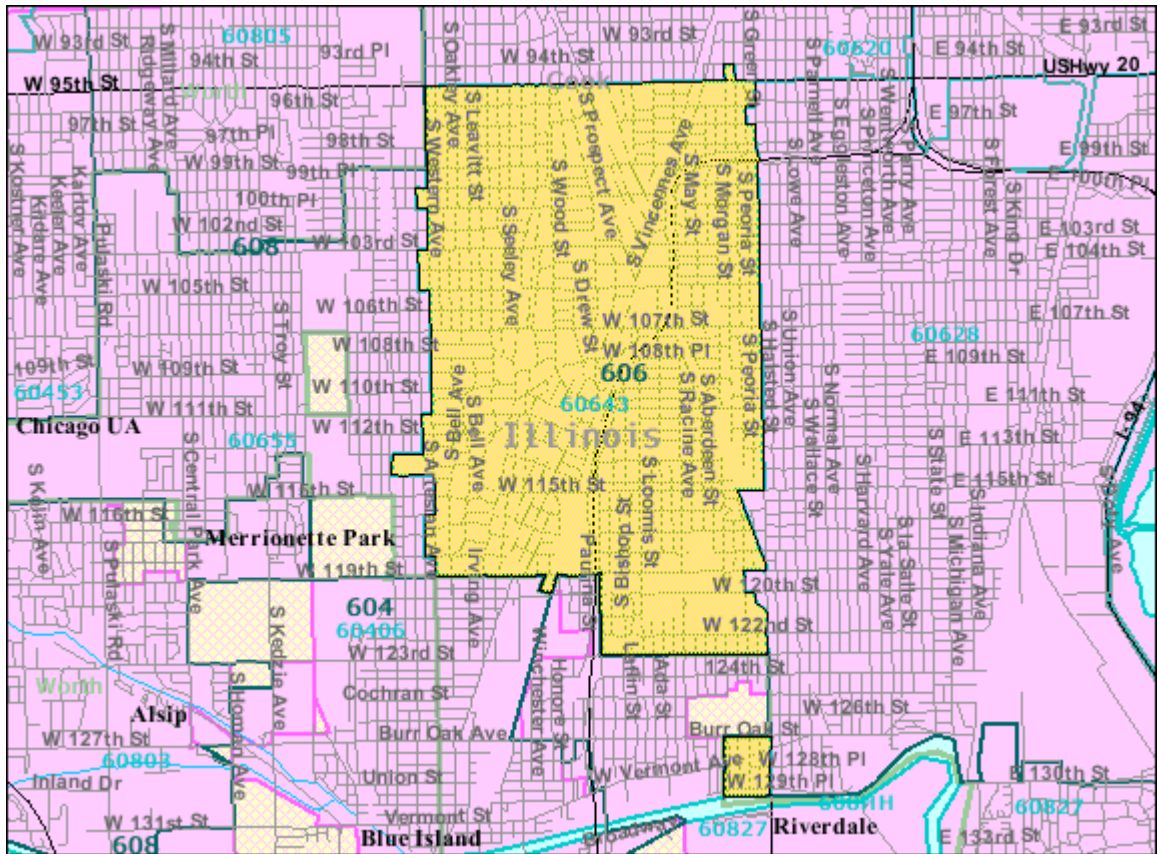


7 miles across

Close

60643 5-Digit ZCTA, 606 3-Digit ZCTA

- Boundaries**
-  State
 -  '00 County
 -  '00 Co Sub
 -  '00 Place
 -  '00 Place
 -  '00 Urban Area
 -  '00 Urban Area
 -  '00 ZCTA-3
 -  '00 ZCTA-5
- Features**
-  Major Road
 -  Street
 -  Stream/Waterbody
 -  Stream/Waterbody












7 miles across





Close

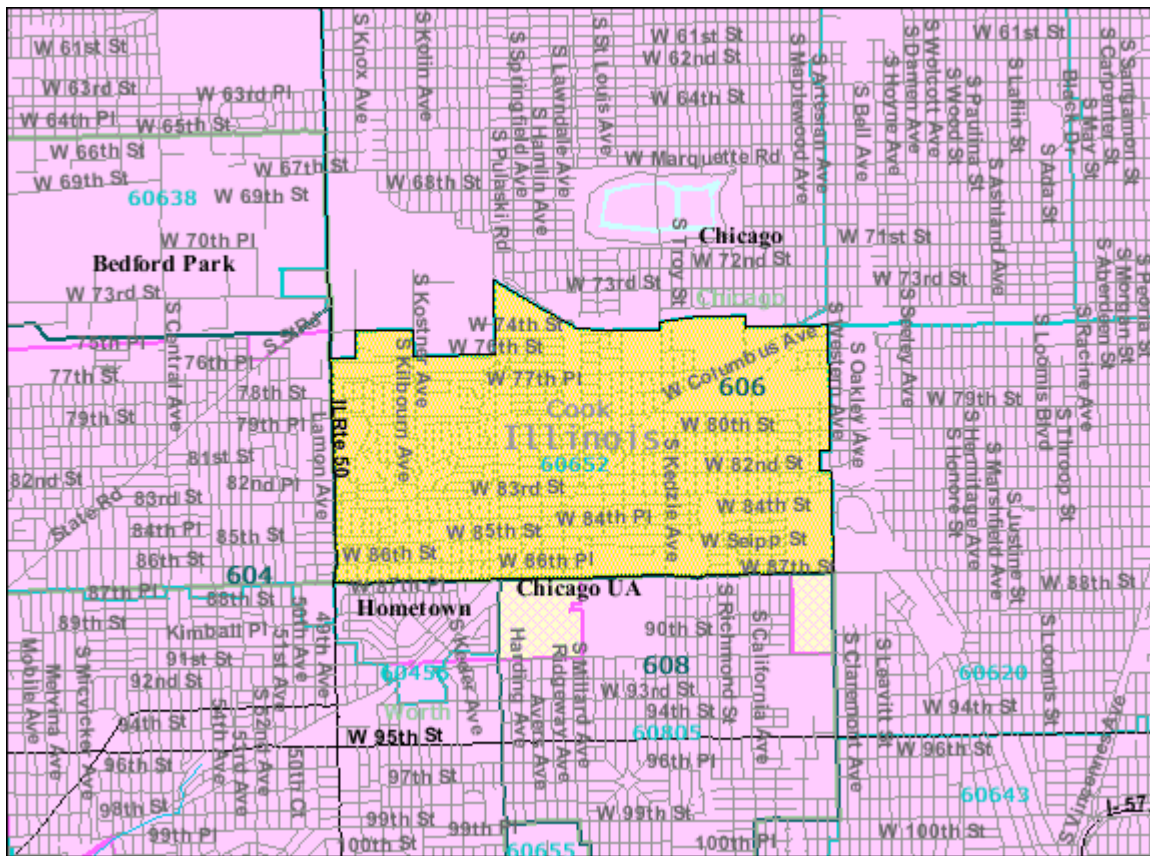
60652 5-Digit ZCTA, 606 3-Digit ZCTA

Boundaries

-  State
-  '00 County
-  '00 Co Sub
-  '00 Place
-  '00 Place
-  '00 Urban Area
-  '00 Urban Area
-  '00 ZCTA-3
-  '00 ZCTA-5

Features

-  Major Road
-  Street
-  Stream/Waterbody
-  Stream/Waterbody



7 miles across

Close

Recommendations

Ocwen Loan Servicing LLC, a Licensed Mortgagee, should carefully be monitored. For the second-half reporting period of 2005, the total number of foreclosures reported by all State Licensed Mortgagees was 3,330. Of this amount 3,253 or 97.7% were reported by Ocwen Loan Servicing LLC... The aforesaid licensed mortgagee should definitely be placed on a watch list and investigated.

Appendix A

DEFAULT AND FORECLOSURE REPORT JANUARY 1, 2004 - JUNE 30, 2004

Institution	1 (A)	1 (B)	2(A)	2(B)	3(A)	3(A)	3(B)	3(B)	Loans Originated	Loans With
Type	Dollar Amount	Number	Dollar Amount	Loans	Dollar Amount of	Dollar Amount of	Foreclosures	Foreclosures	After 12/31/2002	Rate Greater 10%
	of loans	of loans	of Loans In Default	In Default	Foreclosures Filed	Foreclosures Closed	Filed	Closed	As Reported in #3	As Reported in #3
T	3,724,856,880	56,979	20,279,783	370	2,720,052	1,170,079	41	27	1	0
F	0	0	0	0	0	0	0	0	0	0
M	131,813,074,566	484,605	1,087,907,720	21,221	538,335,120	149,019,021	5,248	1,582	661	1,174
S	31,430,814,769	361,279	113,098,604	1,784	30,297,732	19,084,354	418	257	45	3
Total	166,968,746,215	902,863	1,221,286,107	23,375	571,352,904	169,273,454	5,707	1,866	707	1,177
T	Allied First Bank, sb	1,235,747	5	0	0	0	0	0	0	0
T	American Savings Bank of Danville, Illinois	34,720,500	1,447	258,000	10	34,400	25,000	2	2	0
T	American Union Savings and Loan Associa	1,615,210	18	0	0	0	0	0	0	0
T	Arcola Homestead Savings Bank	641,137	32	0	0	0	0	0	0	0
T	Beardstown Savings, s.b.	26,918,000	673	457,000	11	0	38,340	0	1	0
T	Capaha Bank, S.B	5,474,526	203	10,319	1	25,618	25,618	1	1	0
T	Citizen's Savings Bank	108,407,000	1,734	660,060	4	0	0	0	0	0
T	Collinsville Building and Loan Association	47,737,000	829	21,000	1	0	0	0	0	0
T	Columbus Savings Bank	4,974,000	51	0	0	0	0	0	0	0
T	Community Savings Bank	166,946,000	1,898	288,689	4	0	0	0	0	0
T	DeWitt Savings Bank	47,940,000	799	345,000	7	45,024	45,024	1	1	0
T	EFS Bank	336,419,000	2,878	1,249,000	9	0	0	0	0	0
T	Eureka Savings Bank	170,531,500	2,989	2,461,705	41	0	0	0	0	0
T	First Bank & Trust, S.B.	110,511,000	2,477	374,000	16	90,552	147,977	3	5	0
T	First Bank of the Americas, SSB	28,649,000	348	1,543,712	19	69,000	69,000	1	1	0
T	First Savanna Savings Bank	5,799,000	159	137,000	4	82,000	0	1	0	0
T	First Savings Bank	19,473,000	475	122,000	7	0	0	0	0	0
T	First Savings Bank of Hegewisch	121,099,000	2,170	279,134	5	39,299	1	1	1	0
T	Flora Savings Bank	13,630,500	391	198,000	10	114,000	0	3	0	0
T	George Washington Savings Bank	37,781,000	579	362,000	6	70	0	1	0	0
T	Harvard Savings Bank	72,611,000	920	1,632,000	10	0	0	0	0	0
T	Howard Savings Bank	0	0	0	0	0	0	0	0	0
T	Hoyne Savings Bank	222,330,500	2,171	64,000	2	0	0	0	0	0
T	Jacksonville Savings Bank	224,442,671	4,697	1,734,221	35	413,157	57,189	6	3	0
T	Liberty Bank for Savings	264,423,283	2,773	411,906	3	345,979	345,979	2	2	0
T	Lincoln Park Savings Bank	110,203,000	558	657,311	3	657,311	0	3	0	0
T	Lincoln State Bank, S. B.	131,785,000	1,157	425,000	5	138,700	61,750	2	1	0
T	Lisle Savings Bank	347,665,000	3,161	1,384,000	10	0	0	0	0	0
T	Marion County Savings Bank	30,574,500	938	468,834	24	135,092	0	3	0	0
T	McHenry Savings Bank	162,896,448	1,738	612,000	7	0	0	0	0	0
T	Milford Building and Loan Association	10,689,000	475	220,000	9	103,570	0	2	0	0
T	Morris Building and Loan, s.b.	17,157,000	662	67,000	1	0	0	0	0	0
T	Mount Morris Savings and Loan Associati	16,499,500	334	138,000	6	0	0	0	0	0
T	Nashville Savings Bank	8,410,000	159	0	0	0	0	0	0	0
T	Nokomis Savings Bank	591,570	57	2,426	1	0	0	0	0	0
T	North County Savings Bank	13,566,251	192	33,263	1	33,263	1	1	1	0
T	North Shore Trust and Savings	96,043,000	1,043	301,000	5	0	0	0	0	0
T	Okaw Building and Loan S.B.	9,890,000	299	166,000	6	0	24,000	0	1	0
T	Ottawa Savings Bank	78,215,462	1,133	880,174	13	0	0	0	0	0
T	Pekin Savings Bank	64,707,141	1,218	343,388	8	208,200	0	3	0	0
T	Pulaski Savings Bank	26,542,000	278	0	0	0	0	0	0	0
T	Rantoul First Bank, s.b.	10,271,951	207	49,697	1	0	89,739	0	1	0
T	Royal Savings Bank	19,702,000	311	0	0	0	0	0	0	0
T	Security Bank, S.B.	164,016,833	4,364	280,037	5	0	96,582	0	2	0
T	Security Savings Bank	37,071,011	1,148	457,453	15	0	0	0	0	0
T	South End Savings, s.b.	9,020,753	170	30,000	1	30,947	0	1	0	0
T	Streator Home Building and Loan Associati	56,953,000	1,435	243,000	6	50,000	50,000	1	1	0
T	Tremont Savings Bank	25,841,612	396	269,612	7	34,939	34,939	1	1	0
T	Twin Oaks Savings Bank	39,109,643	490	169,201	4	34,219	0	1	0	0

DEFAULT AND FORECLOSURE REPORT JANUARY 1, 2004 - JUNE 30, 2004

Institution	1 (A)	1 (B)	2(A)	2(B)	3(A)	3(A)	3(B)	3(B)	Loans Originated	Loans With
Type	Dollar Amount	Number	Dollar Amount	Loans	Dollar Amount of	Dollar Amount of	Foreclosures	Foreclosures	After 12/31/2002	Rate Greater 10%
	of loans	of loans	of Loans In Default	In Default	Foreclosures Filed	Foreclosures Closed	Filed	Closed	As Reported in #3	As Reported in #3
T Union Savings Bank	7,408,600	1,547	450,000	18	0	0	0	0	0	0
T Wabash Savings Bank	3,215,000	101	11,268	1	0	24,228	0	1	0	0
T Washington Savings Bank	66,002,000	1,184	373	7	34,712	34,712	1	1	0	0
T Waukegan Savings and Loan, S.B.	74,266,375	1,370	12,000	1	0	0	0	0	0	0
T West Town Savings Bank	12,233,656	138	0	0	0	0	0	0	0	0
54	3,724,856,880	56,979	20,279,783	370	2,720,052	1,170,079	41	27	1	0

DEFAULT AND FORECLOSURE REPORT JANUARY 1, 2004 - JUNE 30, 2004

Institution	1 (A)	1 (B)	2(A)	2(B)	3(A)	3(A)	3(B)	3(B)	Loans Originated	Loans With
Type	Dollar Amount	Number	Dollar Amount	Loans	Dollar Amount of	Dollar Amount of	Foreclosures	Foreclosures	After 12/31/2002	Rate Greater 10%
	of loans	of loans	of Loans In Default	In Default	Foreclosures Filed	Foreclosures Closed	Filed	Closed	As Reported in #3	As Reported in #3
S	1St Community Bank	5,152,082	124	8,951	1	0	0	0	0	0
S	1St Equity Bank	28,126,582	161	50,000	1	0	0	0	0	0
S	1st Equity Bank Northwest	2,541,869	8	0	0	0	0	0	0	0
S	1st State Bank of Mason City	4,122,000	146	0	0	0	0	0	0	0
S	Allegiance Community Bank	12,691,000	46	540,000	3	0	0	0	0	0
S	Alpha Community Bank	64,073,366	926	33,646	2	0	0	0	0	0
S	Alpine Bank of Illinois	517,000,000	6,185	480,000	14	1	108,000	10	2	0
S	Amalgamated Bank of Chicago	31,818,006	452	168,445	3	0	0	0	0	0
S	American Chartered Bank	184,246,930	1,400	1,474,000	9	1,163,077	0	4	0	0
S	American Community Bank & Trust	23,058,746	280	0	0	0	0	0	0	0
S	American Eagle Bank	2,679,412	11	0	0	0	0	0	0	0
S	American Enterprise Bank	37,606,000	300	0	0	0	0	0	0	0
S	American Heartland Bank and Trust	9,565,000	51	0	0	0	0	0	0	0
S	American Metro Bank	11,391,000	69	0	0	0	0	0	0	0
S	Americaunited Bank and Trust Company U	5,052,029	89	0	0	0	0	0	0	0
S	Amerimark Bank	20,876,000	473	0	0	0	0	0	0	0
S	Anchor State Bank	11,855,000	35	0	0	0	0	0	0	0
S	Andalusia Community Bank	12,984,000	211	275,000	3	0	0	0	0	0
S	Anderson State Bank	90,000	3	13,000	1	0	0	0	0	0
S	Anna State Bank	10,697,000	262	509,000	10	85,000	0	1	0	0
S	Apple River State Bank	24,643,000	589	277,000	2	0	0	0	0	0
S	Archer Bank	41,219,000	893	0	0	0	0	0	0	0
S	Area Bank	5,114,000	195	86,000	5	0	0	0	0	0
S	Associated Bank Chicago	69,584,714	260	0	0	0	0	0	0	0
S	Athens State Bank	17,415,000	308	126,000	3	20,460	0	1	0	0
S	Austin Bank of Chicago	12,409,100	157	224,761	5	118,634	0	2	0	0
S	Bank & Trust Company	42,003,778	1,064	96,157	2	0	0	0	0	0
S	Bank of Bluffs	10,369,000	290	30,000	2	0	0	0	0	0
S	Bank of Bourbonnais	5,771,539	93	0	0	0	0	0	0	0
S	Bank of Calhoun County	11,619,287	318	374,352	13	96,600	1	3	1	0
S	Bank of Chestnut	5,107,427	113	202,236	5	49,893	0	1	0	0
S	Bank of Dwight	8,612,070	152	0	0	0	0	0	0	0
S	Bank of Farmington	10,165,000	199	74,000	2	0	0	0	0	0
S	Bank of Gibson City	3,507,000	95	0	0	0	0	0	0	0
S	Bank of Kampsville	18,174,638	441	13,775	1	0	0	0	0	0
S	Bank of Kenney	197,500	9	0	0	0	0	0	0	0
S	Bank of Lincolnwood	28,891,246	334	2,130,000	1	0	0	0	0	0
S	Bank of Modesto	2,094,000	104	39,774	2	0	0	0	0	0
S	Bank of Montgomery	7,105,000	102	272	3	0	0	0	0	0
S	Bank of O	71,741,537	882	264,000	6	122,445	0	3	0	0
S	Bank of Palatine	14,350,711	136	10,510	1	0	0	0	0	0
S	Bank of Pontiac	111,078,814	2,484	1,052,988	40	31,500	31,500	1	1	0
S	Bank of Quincy	6,742,953	107	0	0	0	0	0	0	0
S	Bank of Rantoul	14,088,000	318	59,000	2	0	0	0	0	0
S	Bank of Shorewood	18,514,040	275	0	0	0	0	0	0	0
S	Bank of Springfield	525,489,571	7,674	416,262	9	176,318	133,109	3	1	0
S	Bank of Stronghurst	5,271,000	146	0	0	0	0	0	0	0
S	Bank of Warrensburg	3,713,942	356	269,000	12	179,000	0	11	0	0
S	Bank of Waukegan	62,554,000	1,208	915,000	9	0	0	0	0	0
S	Bank of Yates City	5,307,000	130	133,000	2	0	0	0	0	0
S	BankOrion	18,426,000	363	0	0	0	0	0	0	0
S	Banterra Bank	115,484,264	3,464	248,000	6	360,667	631,776	7	14	0
S	Bartonville Bank	13,413,000	495	6,000	1	0	0	0	0	0
S	Benchmark Bank	22,196,000	413	115,000	1	0	0	0	0	0
S	Blackhawk State Bank	63,822,339	1,258	254,270	6	63,156	63,156	1	1	0
S	Bloomington Bank and Trust	37,692,000	163	0	0	0	0	0	0	0

DEFAULT AND FORECLOSURE REPORT JANUARY 1, 2004 - JUNE 30, 2004

Institution	1 (A)	1 (B)	2(A)	2(B)	3(A)	3(A)	3(B)	3(B)	Loans Originated	Loans With
Type	Dollar Amount	Number	Dollar Amount	Loans	Dollar Amount of	Dollar Amount of	Foreclosures	Foreclosures	After 12/31/2002	Rate Greater 10%
	of loans	of loans	of Loans In Default	In Default	Foreclosures Filed	Foreclosures Closed	Filed	Closed	As Reported in #3	As Reported in #3
S Bowen State Bank	2,221,000	73	0	0	0	0	0	0	0	0
S Brickyard Bank	9,941,000	55	1,430,000	3	1,695,000	0	2	0	0	0
S Bridgeview Bank Group	75,855,000	510	80,000	3	0	0	0	0	0	0
S Brimfield Bank	12,102,000	201	0	0	0	0	0	0	0	0
S Broadway Bank	26,115,000	130	101,000	1	0	195,000	0	1	0	0
S Brown County State Bank	10,257,255	226	50,961	1	0	0	0	0	0	0
S Buckley State Bank	1,206,000	35	0	0	0	0	0	0	0	0
S Buffalo Prairie State Bank	848,150	20	0	0	0	0	0	0	0	0
S Builders Bank	14,135,600	8	1,576,900	1	0	0	0	0	0	0
S Burling Bank	11,346,000	44	182,000	1	0	0	0	0	0	0
S Busey Bank	1,361,120,000	18,538	253,903	6	412,807	0	5	0	0	0
S Byron Bank	220,690,935	5,365	446,000	9	202,703	75,972	2	1	1	0
S C P Burnett & Sons Bankers	6,066,000	275	56,000	2	0	0	0	0	0	0
S Cambridge Bank	35,988,488	507	0	0	0	0	0	0	0	0
S Camp Grove State Bank	264,000	4	0	0	0	0	0	0	0	0
S Campus State Bank	5,031,151	91	0	0	0	0	0	0	0	0
S Capstone Bank	20,871,000	403	12,000	1	0	114,000	0	2	0	0
S Carrollton Bank	171,894,729	2,738	37,852	1	0	0	0	0	0	0
S Carterville State and Savings Bank	8,479,000	258	146,000	2	17,000	17,000	1	1	0	0
S Casey State Bank	26,916,000	670	416,000	12	0	0	0	0	0	0
S Central Bank	7,145,107	188	177,351	5	0	0	0	0	2	0
S Central Bank Fulton	10,689,512	207	211,932	4	0	0	0	0	0	0
S Central Bank Illinois	57,911,187	815	401,989	8	216,219	0	4	0	0	0
S Central Illinois Bank	52,877,141	678	658,360	5	0	28,027	0	1	0	0
S Central State Bank	16,000,000	600	341,000	12	0	0	0	0	0	0
S Centru Bank	221,134,794	6,066	677,293	15	0	0	0	0	0	0
S Chesterfield State Bank	2,296,000	94	33,000	1	0	0	0	0	0	0
S Chicago Community Bank	60,905,000	550	500,000	4	497,860	0	3	0	0	0
S CIB Bank	18,961,000	291	11,307	1	0	0	0	0	0	0
S Cissna Park State Bank	2,416,006	64	0	0	0	0	0	0	0	0
S Citizens Bank & Trust Company of Chicago	8,175,000	36	0	0	0	0	0	0	0	0
S Citizens Bank of Chatsworth	3,761,000	100	0	0	0	0	0	0	0	0
S Citizens Bank of Edinburg	2,804,000	88	0	0	0	0	0	0	0	0
S Citizens Community Bank	35,548,000	677	304,000	6	43,803	0	1	0	0	0
S Citizens Community Bank Of Decatur	2,017,000	45	74,000	1	0	0	0	0	0	0
S Citizens First State Bank of Walnut	24,494,172	340	40,330	1	0	0	0	0	0	0
S Citizens State Bank	12,719,000	334	82,000	3	0	0	0	0	0	0
S Citizens State Bank of Cropsey	3,035,099	72	17,922	1	0	59,741	0	1	0	0
S Citizens State Bank of Milford	371,000	13	0	0	0	0	0	0	0	0
S Citizens State Bank of Shipman	9,137,000	203	528,000	6	0	0	0	0	0	0
S Clay County State Bank	7,949,000	221	118,000	5	0	0	0	0	0	0
S Clover Leaf Bank	45,661,272	643	413,529	7	96,897	96,897	1	1	0	0
S Colchester State Bank	5,398,457	163	423,627	10	92,084	0	1	0	0	0
S Cole Taylor Bank	288,428,198	4,590	2,729,344	66	1,356,311	198,046	7	3	0	0
S Commercial State Bank of Waterloo	96,817,000	1,159	0	0	0	0	0	0	0	0
S Community Bank	13,216,520	253	30,272	1	0	0	0	0	0	0
S Community Bank	9,539,693	322	314,817	9	11,727	11,727	1	1	0	0
S Community Bank of Easton	1,426,000	28	0	0	0	0	0	0	0	0
S Community Bank of Elmhurst	7,918,269	49	0	0	0	0	0	0	0	0
S Community Bank of Galesburg	8,656,429	196	0	0	0	0	0	0	0	0
S Community Bank of Lawndale	3,775,000	57	94,000	3	134,000	134,000	1	1	0	0
S Community Bank of Lemont	7,993,000	96	239,000	1	0	0	0	0	0	0
S Community Bank of Oak Park River Forest	9,201,151	61	0	0	0	0	0	0	0	0
S Community Bank of Pittsfield	3,666,836	72	134,280	3	0	0	0	0	0	0
S Community Bank of Trenton	17,129,656	300	340,984	6	0	0	0	0	0	0
S Community Banks of Shelby County	4,131,268	128	0	0	0	0	0	0	0	0
S Community Bank-Wheaton/Glen Ellyn	45,909,000	704	174,000	1	380,000	909,000	2	1	0	0

DEFAULT AND FORECLOSURE REPORT JANUARY 1, 2004 - JUNE 30, 2004

Institution Type	1 (A)	1 (B)	2(A)	2(B)	3(A)	3(A)	3(B)	3(B)	Loans Originated	Loans With
	Dollar Amount of loans	Number of loans	Dollar Amount of Loans In Default	Loans In Default	Dollar Amount of Foreclosures Filed	Dollar Amount of Foreclosures Closed	Foreclosures Filed	Foreclosures Closed	After 12/31/2002 As Reported in #3	Rate Greater 10% As Reported in #3
S	Community First Bank	18,320,000	192	34,000	1	0	0	0	0	0
S	Community State Bank	6,678,000	225	163	3	0	0	0	0	0
S	Community State Bank of Plymouth	612,534	33	3,220	1	0	0	0	0	0
S	Community State Bank of Rock Falls	24,122,490	607	135,852	3	44,273	44,273	1	1	0
S	Community Trust Bank	26,957,000	736	0	0	0	0	0	0	0
S	Corn Belt Bank and Trust Company	13,596,579	227	129,185	3	0	0	0	0	0
S	Cosmopolitan Bank and Trust	12,855,500	82	78,077	1	0	0	0	0	0
S	Country Bank	2,020,000	32	0	0	0	0	0	0	0
S	Crossroads Bank	16,286,228	329	7,360	1	0	50,800	0	1	0
S	Delaware Place Bank	2,435,413	42	0	0	0	0	0	0	0
S	Devon Bank	41,318,000	458	289,000	3	0	0	0	0	0
S	Dewey State Bank	3,302,242	71	65,195	1	0	65,195	0	1	0
S	Du Quoin State Bank	19,443,000	1,052	100,040	5	34,000	0	2	0	0
S	Dunlap Bank	12,115,000	380	76,000	1	0	0	0	0	0
S	Durand State Bank	12,045,691	294	354,174	8	354,174	96,968	8	5	1
S	Edens Bank	39,587,000	317	0	0	0	0	0	0	0
S	Effingham State Bank	35,234,000	639	513,000	24	95,000	0	4	0	0
S	Elkville State Bank	569,000	23	0	0	0	0	0	0	0
S	Erie State Bank	4,484,991	100	0	0	0	0	0	0	0
S	Evergreen Community Bank	21,948,302	203	0	0	0	0	0	0	0
S	Exchange State Bank	6,766,000	171	31,000	1	0	0	0	0	0
S	Fairview State Banking Company	3,137,000	112	12,700	1	0	62,700	0	2	0
S	Family Bank and Trust Company	10,989,000	86	185,000	1	0	0	0	0	0
S	Farmer City State Bank	7,222,000	162	179,000	3	11,000	0	1	0	0
S	Farmers & Merchants Bank of Hutsonville	2,819,278	89	0	0	0	0	0	0	0
S	Farmers and Merchants State Bank of Bust	9,794,000	259	94,000	3	0	0	0	0	0
S	Farmers and Traders State Bank	4,922,000	66	0	0	0	0	0	0	0
S	Farmers State Bank	42,081,192	856	166,246	2	170,015	91,140	2	1	0
S	Farmers State Bank	10,046,000	222	166,000	9	0	0	0	0	0
S	Farmers State Bank & Trust Co	6,235,637	181	40,442	2	0	0	0	0	0
S	Farmers State Bank of Alto Pass, Illinois	37,253,438	768	223,804	5	0	34,179	0	1	0
S	Farmers State Bank of Camp Point	4,682,438	97	0	0	0	0	0	0	0
S	Farmers State Bank of Danforth	10,151,012	256	0	0	0	0	0	0	0
S	Farmers State Bank of Emden	587,000	16	0	0	0	0	0	0	0
S	Farmers State Bank of Fulton County	7,217,000	222	90,000	3	0	0	0	0	0
S	Farmers State Bank of Hoffman	21,204,000	637	428,000	8	54,633	0	1	0	0
S	Farmers State Bank of Medora	1,041,000	29	0	0	0	0	0	0	0
S	Farmers State Bank of Somonauk	29,356,862	777	0	0	0	0	0	0	0
S	Farmers State Bank of Sublette	5,008,630	118	118,712	17	0	0	0	0	0
S	Farmers State Bank of Western Illinois	12,570,000	393	102,960	4	19,282	142,302	1	2	0
S	Farmers State Bank, Astoria	3,474,066	128	0	0	0	0	0	0	0
S	Fayette County Bank	1,665,000	52	0	0	0	0	0	0	0
S	Federated Bank	6,602,493	181	27,000	1	0	0	0	0	0
S	First American Bank	609,509,000	12,058	165,872	4	27,124	221,078	1	2	0
S	First Bank & Trust	16,042,500	62	473,000	1	0	0	0	0	0
S	First Bank and Trust Company of Illinois	0	0	0	0	0	0	0	0	0
S	First Bank of Highland Park	66,425,040	505	0	0	0	0	0	0	0
S	First Bank of Oak Park	3,370,525	71	76,760	1	0	0	0	0	0
S	First Capital Bank	19,558,945	237	0	0	0	0	0	0	0
S	First Choice Bank	12,153,659	129	0	0	0	0	0	0	0
S	First Collinsville Bank	152,552,864	2,144	260,675	2	227,000	65,000	2	1	0
S	First Community Bank and Trust	13,543,456	185	0	0	0	0	0	0	0
S	First Community Bank of Hillsboro	9,153,000	254	0	0	0	0	0	0	0
S	First Community Bank of Joliet	0	0	0	0	0	0	0	0	0
S	First Community Bank, Xenia-Flora	7,456,000	208	62,000	2	0	0	0	0	0
S	First Community State Bank	5,442,000	97	0	0	0	0	0	0	0
S	First County Bank	153,437,451	2,575	210,607	1	210,607	0	1	0	0

DEFAULT AND FORECLOSURE REPORT JANUARY 1, 2004 - JUNE 30, 2004

Institution Type	1 (A)	1 (B)	2(A)	2(B)	3(A)	3(A)	3(B)	3(B)	Loans Originated	Loans With	
	Dollar Amount of loans	Number of loans	Dollar Amount of Loans In Default	Loans In Default	Dollar Amount of Foreclosures Filed	Dollar Amount of Foreclosures Closed	Foreclosures Filed	Foreclosures Closed	After 12/31/2002 As Reported in #3	Rate Greater 10% As Reported in #3	
S	First Crawford State Bank	20,302,000	640	222,000	8	80,000	0	4	0	2	0
S	First DuPage Bank	10,017,794	51	0	0	0	0	0	0	0	0
S	First Farmers State Bank	7,835,718	134	107,299	2	0	0	0	0	0	0
S	First Illinois Bank	2,549,000	31	25,000	2	0	0	0	0	0	0
S	First Midwest Bank	396,810,935	6,953	4,620,298	73	806,282	179,729	17	8	3	0
S	First Nations Bank	27,852,742	248	487,720	2	487,720	211,378	2	1	0	0
S	First Northwest Bank	35,787,500	421	81,000	2	156,000	0	2	0	0	0
S	First Personal Bank	24,912,000	188	316,000	2	0	0	0	0	0	0
S	First Security Bank	11,618,000	227	152,458	3	36,356	36,356	1	1	0	0
S	First Security Trust and Savings Bank	33,594,000	380	131,213	4	0	0	0	0	0	0
S	First Southern Bank	22,224,000	406	86,000	3	23,807	0	1	0	1	0
S	First State Bank	76,964,000	1,235	329,000	10	0	103,520	0	2	0	0
S	First State Bank	119,683,000	1,872	346,000	5	44,000	0	1	0	0	0
S	First State Bank of Beardstown	8,371,000	335	7,000	1	12,000	0	1	0	0	0
S	First State Bank of Beecher City	9,483,500	329	106,124	6	0	0	0	0	0	0
S	First State Bank of Biggsville	3,407,149	88	702,569	8	17,290	0	1	0	0	0
S	First State Bank of Bloomington	16,747,000	217	42,000	1	48,355	48,355	3	3	1	0
S	First State Bank of Campbell Hill	12,849,000	345	45,000	2	0	0	0	0	0	0
S	First State Bank of Dix	4,390,380	101	75,227	2	0	0	0	0	0	0
S	First State Bank of Eldorado	7,850,764	312	40,603	3	0	0	0	0	0	0
S	First State Bank of Forrest	38,723,000	551	247,000	10	0	0	0	0	0	0
S	First State Bank of Olmsted	5,773,798	163	0	0	0	0	0	0	0	0
S	First State Bank of Red Bud	34,819,407	527	10,338	1	0	0	0	0	0	0
S	First State Bank of Round Lake	19,803,000	317	555,000	4	0	0	0	0	0	0
S	First State Bank of St Peter	2,290,450	81	10,996	1	0	0	0	0	0	0
S	First State Bank of Van Orin	2,452,000	59	30,000	1	0	0	0	0	0	0
S	First State Bank of West Salem	1,931,616	67	0	0	0	0	0	0	0	0
S	First State Bank of Western Illinois	22,410,000	600	27,000	2	0	0	0	0	0	0
S	First State Bank Shannon-Polo	41,139,443	686	114,392	2	0	0	0	0	0	0
S	First Trust & Savings Bank of Albany, Illinois	9,535,000	237	0	0	0	0	0	0	0	0
S	First Trust Bank of Illinois	13,497,000	342	358,000	3	0	0	0	0	0	0
S	First United Bank	56,165,000	527	0	0	131,000	235,000	1	1	0	0
S	Flanagan State Bank	14,028,665	566	329,150	7	154,886	0	3	0	0	0
S	Flora Bank & Trust	18,685,222	486	55,712	2	0	0	0	0	0	0
S	Forreston State Bank	11,147,343	263	46,460	1	0	0	0	0	0	0
S	Founders Bank	27,234,000	487	0	0	0	0	0	0	0	0
S	Franklin Bank	3,161,069	125	0	0	0	0	0	0	0	0
S	Franklin Grove Bank	3,811,000	68	0	0	0	0	0	0	0	0
S	Galena State Bank & Trust Co	43,608,523	898	624,255	8	0	0	0	0	0	0
S	Gateway Community Bank	4,407,312	58	0	0	0	0	0	0	0	0
S	German-American State Bank	18,561,000	402	17,000	1	0	0	0	0	0	0
S	Germantown Trust & Savings Bank	43,201,000	655	0	0	0	0	0	0	0	0
S	Glasford State Bank	3,354,000	94	8,000	1	0	0	0	0	0	0
S	Glenview State Bank	118,648,000	1,549	0	0	0	0	0	0	0	0
S	Golden State Bank	2,079,000	51	0	0	0	0	0	0	0	0
S	Goodfield State Bank	9,357,080	119	0	0	0	0	0	0	0	0
S	GreatBank	18,559,035	209	0	0	0	0	0	0	0	0
S	Greater Chicago Bank	9,302,000	112	761,638	3	0	0	0	0	0	0
S	Greater North Bank	1,831,000	20	0	0	0	0	0	0	0	0
S	Grundy Bank	153,296,000	1,980	180,921	5	0	92,396	0	1	0	0
S	H F Gehant Banking Co	5,247,000	101	0	0	0	0	0	0	0	0
S	Hardware State Bank	1,803,130	62	0	0	0	0	0	0	0	0
S	Harris Bank Argo	0	0	0	0	0	0	0	0	0	0
S	Harris Bank Arlington Meadows	0	0	0	0	0	0	0	0	0	0
S	Harris Bank Bartlett	0	0	0	0	0	0	0	0	0	0
S	Harris Bank Cary-Grove	0	0	0	0	0	0	0	0	0	0
S	Harris Bank Frankfort	0	0	0	0	0	0	0	0	0	0

DEFAULT AND FORECLOSURE REPORT JANUARY 1, 2004 - JUNE 30, 2004

Institution Type	1 (A)	1 (B)	2(A)	2(B)	3(A)	3(A)	3(B)	3(B)	Loans Originated	Loans With
	Dollar Amount of loans	Number of loans	Dollar Amount of Loans In Default	Loans In Default	Dollar Amount of Foreclosures Filed	Dollar Amount of Foreclosures Closed	Foreclosures Filed	Foreclosures Closed	After 12/31/2002 As Reported in #3	Rate Greater 10% As Reported in #3
S Harris Bank Hoffman-Schaumburg		0	0	0	0	0	0	0	0	0
S Harris Bank Huntley		0	0	0	0	0	0	0	0	0
S Harris Bank Libertyville		0	0	0	0	0	0	0	0	0
S Harris Bank Marengo		0	0	0	0	0	0	0	0	0
S Harris Bank Naperville		0	0	0	0	0	0	0	0	0
S Harris Bank Oakbrook Terrace		0	0	0	0	0	0	0	0	0
S Harris Bank Roselle		0	0	0	0	0	0	0	0	0
S Harris Bank St. Charles		0	0	0	0	0	0	0	0	0
S Harris Bank Westchester		0	0	0	0	0	0	0	0	0
S Harris Bank Woodstock		0	0	0	0	0	0	0	0	0
S Harris Trust and Savings Bank	4,824,419,002	31,258	12,867,723	81	2,138,468	1,381,478	21	10	0	0
S Hartsburg State Bank		65	0	0	0	0	0	0	0	0
S Heartland Bank and Trust Company	102,635,000	1,770	188,000	3	0	0	0	0	0	0
S Henry State Bank	8,893,000	211	0	0	0	0	0	0	0	0
S Heritage Bank	54,527,000	723	52,000	1	0	0	0	0	0	0
S Heritage Bank of Central Illinois	30,625,500	630	210,784	3	0	226,617	0	1	0	0
S Heritage Bank of Schaumburg	36,075,000	442	0	0	25,253	0	1	0	0	0
S Heritage Community Bank	75,322,000	1,397	329,282	4	18,000	24,000	1	1	0	0
S Heritage State Bank	10,342,831	217	0	0	0	0	0	0	0	0
S Herrin Security Bank	18,271,706	513	117,374	7	28,996	28,996	1	1	0	0
S Highland Community Bank	10,490,000	138	679,000	3	260,632	0	4	0	0	0
S Hinsbrook Bank and Trust	6,813,728	21	16,474	1	371,006	0	1	0	0	0
S Hinsdale Bank & Trust Company	127,988,000	150	0	0	0	0	0	0	0	0
S Holcomb State Bank	10,490,000	235	0	0	0	0	0	0	0	0
S Homestar Bank	604,239,895	7,203	1,900,332	21	446,584	164,441	5	2	0	0
S Hyde Park Bank and Trust Company	17,776,000	66	19,000	1	0	0	0	0	0	0
S Illini Bank	78,945,269	1,655	1,237,299	20	185,110	125,610	2	1	0	0
S Illini State Bank	10,132	210	169,000	4	110	0	1	0	0	0
S Illinois State Bank	7,694,877	32	0	0	0	0	0	0	0	0
S Independent Bankers	0	0	0	0	0	0	0	0	0	0
S International Bank of Chicago	18,542,000	101	0	0	0	0	0	0	0	0
S Interstate Bank	24,461,725	268	150,694	3	0	0	0	0	0	0
S Ipava State Bank	10,821,000	254	46,000	2	0	0	0	0	0	0
S Iroquois Farmers State Bank	4,179,000	108	53,000	2	0	0	0	0	0	0
S Itasca Bank & Trust Co	37,757,137	260	130,000	0	0	0	0	0	0	0
S Jersey State Bank	65,802,847	1,011	123,185	3	0	0	0	0	0	0
S Joy State Bank	4,082,095	147	44,005	3	0	0	0	0	0	0
S Kent Bank	15,220,000	250	754,000	15	599,189	0	11	0	0	0
S Kinderhook State Bank	3,896,000	153	179,000	3	0	0	0	0	0	0
S La Salle State Bank	23,292,889	518	57,312	2	34,400	218,456	1	4	0	0
S Labe Bank	42,896,350	427	98,215	2	78,231	0	1	0	0	0
S Lake Forest Bank & Trust Company	350,631,945	2,539	0	0	0	236,900	0	1	0	0
S Lakeside Bank	7,125,461	40	0	0	0	0	0	0	0	0
S Laura State Bank	1,431,000	45	0	0	0	0	0	0	0	0
S Lena State Bank	4,533,000	110	0	0	0	0	0	0	0	0
S Liberty Bank	107,045,795	2,655	127,440	2	0	0	0	0	0	0
S Libertyville Bank & Trust Company	96,303,000	1,012	0	0	111,000	111,000	1	1	0	0
S Logan County Bank	16,073,000	336	76,000	3	27,386	84,338	1	2	0	0
S Longview State Bank	6,202,800	125	29,019	1	0	0	0	0	0	0
S Main Street Bank & Trust	124,969,459	1,833	220,950	7	41,173	0	2	0	0	0
S Marine Bank, Springfield	422,686,000	4,166	559,000	9	1,203,000	558,000	19	8	2	0
S Marine Trust Company of Carthage	18,419,696	411	168,442	6	51,860	0	1	0	0	0
S Maroa Forsyth Community Bank	37,286	564	0	0	0	0	0	0	0	0
S Marquette Bank	262,491,000	2,488	452,000	3	621,897	216,068	3	3	0	0
S Marseilles Bank	10,000,000	165	35,000	1	0	0	0	0	0	0
S Marshall County State Bank	2,082,416	67	97,000	3	97,000	97,000	3	3	0	0
S Mazon State Bank	17,261,141	354	155,336	6	100,801	97,779	4	1	0	0

DEFAULT AND FORECLOSURE REPORT JANUARY 1, 2004 - JUNE 30, 2004

Institution	1 (A)	1 (B)	2(A)	2(B)	3(A)	3(A)	3(B)	3(B)	Loans Originated	Loans With	
Type	Dollar Amount	Number	Dollar Amount	Loans	Dollar Amount of	Dollar Amount of	Foreclosures	Foreclosures	After 12/31/2002	Rate Greater 10%	
	of loans	of loans	of Loans In Default	In Default	Foreclosures Filed	Foreclosures Closed	Filed	Closed	As Reported in #3	As Reported in #3	
S	Mercantile Trust & Savings Bank	66,078,857	1,391	646,908	18	477,384	303,831	9	6	1	0
S	Merchants and Manufacturers Bank	3,985,145	34	0	0	0	0	0	0	0	0
S	Meridian Bank	2,068,000	53	122,000	4	0	0	0	0	0	0
S	Metropolitan Bank and Trust Company	28,574,000	169	57,764	1	0	0	0	0	0	0
S	Middletown State Bank	3,057,883	69	24,768	1	24,768	0	1	0	0	0
S	Midland Community Bank	9,469,000	310	68,000	2	68,000	0	1	0	1	0
S	Midwest Bank and Trust Company	170,482,520	1,573	3,092,307	14	0	0	0	0	0	0
S	Midwest Bank of Western Illinois	11,820,729	1,017	4,705	2	76,436	76,436	1	1	0	0
S	Midwest Community Bank	118,298,264	1,605	34,874	1	0	0	0	0	0	0
S	Milledgeville State Bank	8,968,600	175	69,781	2	69,781	0	2	0	1	0
S	Morton Community Bank	228,376,000	3,622	1,002,000	13	177,299	151,027	3	3	0	0
S	Municipal Trust and Savings Bank	53,616,000	844	327,000	3	372,000	102,000	3	1	0	0
S	Murphy-Wall State Bank and Trust Compar	13,491,138	373	46,473	1	0	183,110	0	1	0	0
S	Mutual Bank	33,732,907	410	214,891	2	0	0	0	0	0	0
S	NAB Bank	46,584,000	416	285,000	2	285,000	0	2	0	0	0
S	New Century Bank	22,168,000	135	0	0	0	0	0	0	0	0
S	New City Bank	2,565,112	10	0	0	0	0	0	0	0	0
S	NLSB	189,552,032	2,053	0	0	0	0	0	0	0	0
S	North Adams State Bank	3,905,000	84	62,000	2	62,000	0	2	0	0	0
S	North Bank	16,225,332	111	204,803	1	204,803	0	1	0	0	0
S	North Central Bank	23,998,000	464	55,000	1	0	0	0	0	0	0
S	North Community Bank	86,681,000	301	77,370	1	0	0	0	0	0	0
S	North Shore Community Bank & Trust Com	98,094,000	237	0	0	0	1,399,750	0	1	1	0
S	Northbrook Bank & Trust Company	14,568,486	48	0	0	0	0	0	0	0	0
S	Northside Community Bank	14,390,513	58	535,851	2	535,851	0	2	0	1	0
S	Northway State Bank	5,731,000	51	0	0	0	0	0	0	0	0
S	Northwest Bank of Rockford	159,803,090	2,269	1,231,346	14	261,122	422,497	2	7	3	0
S	Oak Bank	24,115,999	397	0	0	0	0	0	0	0	0
S	Oak Brook Bank	248,635,871	5,850	112,359	1	127,578	127,578	2	2	0	0
S	Oak Lawn Bank	5,930,000	26	0	0	0	0	0	0	0	0
S	Oakdale State Bank	3,845,000	95	0	0	0	0	0	0	0	0
S	Old Farmers & Merchants State Bank	6,191,000	140	51,000	1	0	0	0	0	0	0
S	Old Second Bank-Kane County	57,086,390	479	0	0	0	0	0	0	0	0
S	Old Second Bank-Yorkville	150,187,917	1,223	183,643	3	203,260	203,260	1	1	0	0
S	Oswego Community Bank	19,860,125	401	374,031	2	374,031	0	2	0	0	0
S	Oxford Bank and Trust	3,597,828,789	679	0	0	0	0	0	0	0	0
S	Pacific Global Bank	28,788,000	288	0	0	0	0	0	0	0	0
S	Palmer Bank	4,437,516	119	20,400	5	0	0	0	0	0	0
S	Palos Bank and Trust Company	26,979,000	167	270,000	2	0	0	0	0	0	0
S	Pan American Bank	1,913,000	26	0	0	0	0	0	0	17	0
S	Park Ridge Community Bank	38,022,830	202	0	0	0	0	0	0	0	0
S	Parkway Bank and Trust Company	26,931,500	129	39,408	2	0	0	0	0	0	0
S	Partners Bank	21,958,669	273	0	0	0	0	0	0	0	0
S	Peoples Bank & Trust	19,485,346	692	131,011	4	0	112,860	0	3	0	0
S	Peoples Bank of Kankakee County	32,188,000	1	140,000	1	0	0	0	0	0	0
S	Peoples Bank of Macon	4,559,715	76	0	0	0	0	0	0	0	0
S	Peoples State Bank	4,170,000	89	16,000	1	0	0	0	0	0	0
S	Peoples State Bank of Chandlerville	8,107,000	521	157,736	6	71,192	0	3	0	0	0
S	Peoples State Bank of Colfax	4,142,500	107	0	0	0	0	0	0	0	0
S	Peoples State Bank of Mansfield	15,194,000	379	224,000	6	0	0	0	0	0	0
S	Peotone Bank and Trust Company	2,394,000	56	0	0	0	0	0	0	0	0
S	Petefish Skiles & Co	13,235,000	267	11,500	1	0	0	0	0	0	0
S	Philo Exchange Bank	6,176,000	99	0	0	0	0	0	0	0	0
S	Plaza Bank	72,723,000	378	440,952	3	0	0	0	0	0	0
S	Port Byron State Bank	10,100,000	285	175,600	1	0	0	0	0	0	0
S	Prairie Bank and Trust Company	77,430,256	939	0	0	0	0	0	0	0	0
S	Prairie Community Bank	33,000,074	256	0	0	0	0	0	0	0	0

DEFAULT AND FORECLOSURE REPORT JANUARY 1, 2004 - JUNE 30, 2004

Institution Type	1 (A)	1 (B)	2(A)	2(B)	3(A)	3(A)	3(B)	3(B)	Loans Originated	Loans With
	Dollar Amount of loans	Number of loans	Dollar Amount of Loans In Default	Loans In Default	Dollar Amount of Foreclosures Filed	Dollar Amount of Foreclosures Closed	Foreclosures Filed	Foreclosures Closed	After 12/31/2002 As Reported in #3	Rate Greater 10% As Reported in #3
S Preferred Bank	12,780,000	300	599,000	9	112,000	304,000	1	4	0	0
S Premier Bank	1,524,000	9	0	0	0	0	0	0	0	0
S Premier Bank of Jacksonville	31,058,119	707	0	0	0	0	0	0	0	0
S Princeville State Bank	9,191,000	115	141,000	3	0	0	0	0	0	0
S Pullman Bank and Trust Company	0	0	0	0	0	0	0	0	0	0
S Raritan State Bank	17,291,801	426	193,000	5	74,212	32,164	3	1	0	0
S Reliance Bank	11,367,000	178	512,000	4	0	0	0	0	0	0
S Republic Bank of Chicago	82,537,000	512	0	0	0	0	0	0	0	0
S Reynolds State Bank	219,000	10	0	0	0	0	0	0	0	0
S Riverside Community Bank	59,630,793	1,579	0	0	0	0	0	0	0	0
S Rochester State Bank	8,812,316	163	26,594	1	0	0	0	0	0	0
S Rock River Bank	6,600,000	104	0	0	75,000	75,000	3	3	0	0
S Royal American Bank	16,789,024	55	0	0	0	0	0	0	0	0
S Rushville State Bank	4,804,000	160	0	0	0	0	0	0	0	0
S Sainte Marie State Bank	527,061	15	0	0	0	0	0	0	0	0
S San Jose Tri-County Bank	2,486,000	75	96,000	3	0	0	0	0	0	0
S Sauk Valley Bank & Trust Company	18,555,000	253	1,124,000	65	0	0	0	0	0	0
S Savanna-Thomson State Bank	8,826,212	231	9,770	1	0	0	0	0	0	0
S Schuyler State Bank	4,259,327	116	0	0	0	0	0	0	0	0
S Scott State Bank	12,898,000	342	335,000	6	98,740	0	3	0	0	0
S Security State Bank of Hamilton	15,268,537	318	311,207	5	0	366,449	0	2	0	0
S Shelby County State Bank	15,217,308	357	0	0	47,700	47,700	1	1	0	0
S Sheridan State Bank	6,249,052	94	18,955	1	0	0	0	0	0	0
S ShoreBank	189,544,000	2,501	3,334,000	50	524,000	170,000	6	1	0	0
S Sidell State Bank	380,000	23	0	0	0	0	0	0	0	0
S South Pointe Bank	87,580,000	1,584	1,236,000	18	0	0	0	0	0	0
S South Side Trust & Savings Bank of Peoria	205,068,000	3,567	355,000	8	88,000	26,000	2	1	0	0
S Southern Illinois Bank	9,406,000	233	41,000	1	0	0	0	0	0	0
S Soy Capital Bank and Trust Company	10,247,175	725	80,000	2	0	109,590	0	3	0	0
S Spring Valley City Bank	59,316,061	1,043	724,502	11	243,297	0	4	0	2	0
S Standard Bank and Trust Company	252,053,411	2,605	2,035,609	18	40,895	57,905	2	1	0	0
S State Bank	31,058,119	707	0	0	0	0	0	0	0	0
S State Bank	3,386,010	52	0	0	0	0	0	0	0	0
S State Bank of Arthur	8,102,000	226	4,200	4	0	0	0	0	0	0
S State Bank of Ashland	14,417,000	306	0	0	0	35,000	0	2	0	0
S State Bank of Auburn	12,125,000	276	102,000	4	47,418	0	2	0	0	0
S State Bank of Augusta	2,224,199	66	0	0	0	0	0	0	0	0
S State Bank of Bement	8,350,000	152	0	0	0	0	0	0	0	0
S State Bank of Cerro Gordo	7,898,000	181	52,000	1	0	0	0	0	0	0
S State Bank of Cherry	14,098,500	251	0	0	0	0	0	0	0	0
S State Bank of Chrisman	4,843,000	116	89,000	3	0	0	0	0	0	0
S State Bank of Colusa	1,973,935	61	0	0	0	0	0	0	0	0
S State Bank of Countryside	21,545	3	0	0	0	0	0	0	0	0
S State Bank of Davis	9,507,633	277	111,350	3	112,067	0	2	0	0	0
S State Bank of Graymont	11,612,241	263	0	0	20,700	0	1	0	0	0
S State Bank of Herscher	13,581,000	485	160,000	6	0	0	0	0	0	0
S State Bank of Illinois	72,028,000	1,332	205,000	3	163,000	118,000	1	2	0	0
S State Bank of Industry	4,109,000	135	0	0	0	0	0	0	0	0
S State Bank of Lincoln	277,973,582	4,181	814,812	18	605,905	734,015	11	18	0	0
S State Bank of Nauvoo	7,522,746	207	160,000	3	0	0	0	0	0	0
S State Bank of Niantic	12,000,000	375	209,893	5	0	0	0	0	0	0
S State Bank of Paw Paw	2,221,100	32	0	0	0	0	0	0	0	0
S State Bank of Prairie Du Rocher	11,810,358	245	0	0	0	0	0	0	0	0
S State Bank of Saunemin	2,365,000	56	0	0	0	0	0	0	0	0
S State Bank of Seaton	1,968,000	38	0	0	0	0	0	0	0	0
S State Bank of Speer	14,119,000	316	33,000	2	0	0	0	0	0	0
S State Bank of St Jacob	9,278,000	164	0	0	0	0	0	0	0	0

DEFAULT AND FORECLOSURE REPORT JANUARY 1, 2004 - JUNE 30, 2004

Institution Type	1 (A)	1 (B)	2(A)	2(B)	3(A)	3(A)	3(B)	3(B)	Loans Originated	Loans With
	Dollar Amount of loans	Number of loans	Dollar Amount of Loans In Default	Loans In Default	Dollar Amount of Foreclosures Filed	Dollar Amount of Foreclosures Closed	Foreclosures Filed	Foreclosures Closed	After 12/31/2002 As Reported in #3	Rate Greater 10% As Reported in #3
S	State Bank of The Lakes	305,511,000	3,648	673,500	6	0	0	0	0	0
S	State Bank of Toulon	7,396,242	287	60,660	1	0	0	0	0	0
S	State Bank of Waterloo	29,728,000	359	204,583	3	0	55,992	0	1	0
S	State Bank of Whittington	18,143,000	620	139,000	5	143,000	24,000	6	1	2
S	State Street Bank and Trust Company	16,105,000	1,157	32,500	1	0	0	0	0	0
S	Strategic Capital Bank	3,819,795	39	0	0	0	0	0	0	0
S	Suburban Bank & Trust Company	16,251,083	181	110,979	1	50,042	50,042	1	1	1
S	Suburban Bank of Barrington	0	0	0	0	0	0	0	0	0
S	Table Grove State Bank	3,059,053	93	0	0	0	0	0	0	0
S	Teutopolis State Bank	25,996,000	558	47,000	1	48,000	0	1	0	0
S	Texico State Bank	1,617,000	58	0	0	0	0	0	0	0
S	The Bank	18,465,000	384	188,741	6	189,973	0	3	0	0
S	The Bank of Carbondale	25,199,936	473	96,205	2	0	0	0	0	0
S	The Bank of Commerce	4,900,117	28	121,413	2	0	0	0	0	0
S	The Bank of Edwardsville	145,474,500	5,658	2,816,000	29	168,436	108,299	4	3	0
S	The Bank of Herrin	19,785,500	378	19,000	1	57,168	57,168	1	1	0
S	The Bank of Illinois In Normal	29,101,084	402	358,995	5	0	0	0	0	0
S	The Bank of Lawrence County	2,836,000	55	0	0	0	0	0	0	0
S	The Bank of Marion	10,160,000	239	120,000	4	104,000	30,000	2	1	0
S	The Clay City Banking Co	6,822,000	224	68,000	4	0	0	0	0	0
S	The Community Bank of Ravenswood	19,371,000	76	148,000	1	0	0	0	0	0
S	The Edgar County Bank and Trust Co.	15,377,000	455	216,675	8	25,568	32,722	1	1	0
S	The Egyptian State Bank	5,267,000	238	0	0	0	0	0	0	0
S	The Elgin State Bank	11,445,000	175	0	0	0	0	0	0	0
S	The Elizabeth State Bank	10,730,000	183	16,000	1	0	0	0	0	0
S	The Farmers and Mechanics Bank	58,101,000	1,290	68,617	2	0	7,112	0	1	0
S	The Farmers and Merchants State Bank of	8,913,000	248	28,000	1	0	0	0	0	0
S	The Farmers Bank of Liberty	9,632,864	271	114,000	5	0	0	0	0	0
S	The Farmers Bank of Mt Pulaski	7,562,000	171	135,000	2	0	0	0	0	0
S	The Farmers State Bank and Trust Compar	54,868,931	1,036	120,549	3	76,730	0	1	0	0
S	The First Bank and Trust Company of Murp	7,090,876	151	52,000	1	58,937	0	1	0	0
S	The First Commercial Bank	45,356,000	207	0	0	291,504	0	1	0	0
S	The First State Bank of Dongola	8,168,000	195	72,000	2	0	0	0	0	0
S	The First State Bank of Grand Chain	2,494,571	68	53,697	1	0	0	0	0	0
S	The First State Bank of Winchester, Illinois	4,877,000	152	29,000	2	0	0	0	0	0
S	The First Trust and Savings Bank of Watsel	11,603,000	257	85,000	2	0	0	0	0	0
S	The Foster Bank	4,484,991	100	0	0	0	0	0	0	0
S	The Gerber State Bank	35,234,000	639	513,000	24	160,550	5,000	6	1	0
S	The Gifford State Bank	11,329,000	275	158,000	5	0	0	0	0	0
S	The Harvard State Bank	49,230,000	515	163,000	2	0	0	0	0	0
S	The Heights Bank	18,876,512	300	281,435	3	0	0	0	0	0
S	The Hill-Dodge Banking Company	7,464,000	188	47,000	2	0	0	0	0	0
S	The Iuka State Bank	4,802,701	137	29,568	1	0	0	0	0	0
S	The John Warner Bank	9,737,000	308	0	0	0	0	0	0	0
S	The Leaders Bank	11,726,465	33	0	0	0	0	0	0	0
S	The Northern Trust Company	2,650,806,000	9,544	5,178,000	28	787,528	307,202	5	4	0
S	The Peoples	15,105,383	171	0	0	0	0	0	0	0
S	The Peoples State Bank of Newton, Illinois	20,178,946	665	335,321	15	66,704	28,747	4	1	0
S	The Poplar Grove State Bank	8,018,000	180	54,000	1	0	0	0	0	0
S	The PrivateBank and Trust Company	277,973,582	4,181	814,812	18	605,905	734,015	11	18	0
S	The State Bank of Allerton	1,291,000	36	0	0	0	0	0	0	0
S	The State Bank of Annawan	2,725,886	78	0	0	0	0	0	0	0
S	The State Bank of Blue Mound	1,914,284	54	10,000	2	0	0	0	0	0
S	The State Bank of Geneva	8,510,875	80	0	0	0	0	0	0	0
S	The State Bank of Lima	1,910,000	55	95,000	5	0	0	0	0	0
S	The State Bank of Pearl City	4,664,706	103	81,000	2	0	0	0	0	0
S	The Village Bank	15,125,000	247	0	0	0	0	0	0	0

DEFAULT AND FORECLOSURE REPORT JANUARY 1, 2004 - JUNE 30, 2004

Institution Type	1 (A)	1 (B)	2(A)	2(B)	3(A)	3(A)	3(B)	3(B)	Loans Originated	Loans With
	Dollar Amount of loans	Number of loans	Dollar Amount of Loans In Default	Loans In Default	Dollar Amount of Foreclosures Filed	Dollar Amount of Foreclosures Closed	Foreclosures Filed	Foreclosures Closed	After 12/31/2002 As Reported in #3	Rate Greater 10% As Reported in #3
S Timewell State Bank	5,000,000	1	0	0	0	0	0	0	0	0
S Tompkins State Bank	12,044,000	340	74,268	2	120,577	46,279	3	1	0	0
S Town & Country Bank	10,066,499	532	16,248	2	0	0	0	0	0	0
S Town & Country Bank of Springfield	351,465,000	5,274	549,000	7	934,000	759,200	10	8	0	0
S Town and Country Bank of Quincy	17,629,000	304	255,000	4	221,000	221,000	1	1	0	0
S Trustbank	28,738,948	567	42,135	2	0	0	0	0	0	0
S UnionBank	372,432,142	4,844	1,745,000	29	784,773	120,335	13	3	0	0
S United Community Bank	713,017,000	10,547	3,710,000	71	652,500	978,500	14	15	0	0
S United Community Bank	713,017,000	10,547	3,710,000	71	652,536	978,508	14	15	0	0
S United Community Bank of Lisle	4,914,000	26	0	0	0	0	0	0	0	0
S Valley Bank	3,559,028	65	0	0	0	0	0	0	0	0
S Valley Community Bank	13,936,000	71	0	0	0	0	0	0	0	0
S Vermilion Valley Bank	11,578,833	301	253,191	6	0	0	0	0	0	0
S Vermont State Bank	2,580,000	94	19,743	1	0	0	0	0	0	0
S Villa Grove State Bank	15,787,821	305	0	0	0	0	0	0	0	0
S Villa Park Trust & Savings Bank	135,550,000	2,607	316,167	4	26,000	0	1	0	0	0
S Village Bank and Trust	26,652,848	300	0	0	0	0	0	0	0	0
S Village Bank and Trust Arlington Heights	11,876,000	84	42,000	1	0	0	0	0	0	0
S Warren-Boynton State Bank	39,260,000	625	0	0	0	0	0	0	0	0
S Washington State Bank	10,496,000	138	0	0	0	0	0	0	0	0
S Waterman State Bank	4,118,000	52	59,000	1	0	0	0	0	0	0
S Wemple State Bank	3,908,000	83	0	0	0	0	0	0	0	0
S Wenona State Bank	2,899,058	73	63,000	1	0	0	0	0	0	0
S West Pointe Bank and Trust Company	44,026,000	1,117	182,000	3	106,000	47,000	2	1	0	0
S West Suburban Bank	333,080,087	9,170	913,594	10	931,440	910,772	7	4	0	0
S Westbank	19,289,000	163	635,000	5	0	168,285	0	2	0	0
S Wheaton Bank & Trust Company	15,330,000	85	345,000	2	0	0	0	0	0	0
S White Hall Bank	6,093,000	160	91,000	3	8,000	0	1	0	0	0
S Williamsville State Bank & Trust	95,769,000	1,139	130,000	2	98,000	98,000	1	1	0	0
S Winfield Community Bank	5,098,000	61	0	0	0	0	0	0	0	0
S Wyoming Bank & Trust Co.	1,869,772	40	0	0	0	0	0	0	0	0
486	31,430,814,769	361,279	113,098,604	1,784	30,297,732	19,084,354	418	257	45	3

DEFAULT AND FORECLOSURE REPORT JANUARY 1, 2004 - JUNE 30, 2004

Institution Type	1 (A)	1 (B)	2(A)	2(B)	3(A)	3(A)	3(B)	3(B)	Loans Originated	Loans With	
	Dollar Amount of loans	Number of loans	Dollar Amount of Loans In Default	Loans In Default	Dollar Amount of Foreclosures Filed	Dollar Amount of Foreclosures Closed	Foreclosures Filed	Foreclosures Closed	After 12/31/2002 As Reported in #3	Rate Greater 10% As Reported in #3	
M	1stPalm Financial Services, LLC	6,159,000	189	157,000	9,709	1	9,709	1	1	0	0
M	Accredited Home Lenders, Inc.	156,208,878	1,129	2,605,232	26	2,047,561	504,980	15	5	7	6
M	Acorn Mortgage and Financial Services Inc	5,934,150	29	0	0	0	0	0	0	0	0
M	Aegis Mortgage Corporation	8,075,895	107	694,839	10	261,695	0	3	0	0	1
M	AEGON USA Real Estate Services, Inc.	2,424,170	32	0	0	0	0	0	0	0	0
M	AFS Financial, Inc.	507,424	5	127,781	1	127,781	0	1	0	0	0
M	Albion Financial Inc.	424,000	1	0	0	0	0	0	0	0	0
M	American Finance House Lariba, Inc.	0	0	0	0	0	0	0	0	0	0
M	American Loan Centers	818,462	18	204,893	5	24,397	58,427	1	1	0	0
M	American Portfolio Mortgage Corporation	0	0	0	0	0	0	0	0	0	0
M	Amerquest Mortgage Company	2,303,930,795	16,283	151,554,164	1,211	7,095,673	6,710,264	92	77	1	92
M	AmPro Mortgage Corporation	1,297,450	7	0	0	0	0	0	0	0	0
M	AmPro Mortgage Corporation d/b/a WestW	926,528	8	0	0	0	0	0	0	0	0
M	APEX Mortgage Corp.	2,341,166	24	114,843	2	77,000	77,000	1	1	0	1
M	Available Mortgage Funding, LLC	0	0	0	0	0	0	0	0	0	0
M	Bayview Loan Servicing, LLC	18,235,168	232	4,929,682	54	1,314,384	312,269	13	3	3	0
M	Bravo Credit Corporation	0	0	0	0	0	0	0	0	0	0
M	CDC Mortgage Capital, Inc.	0	0	0	0	0	0	0	0	0	0
M	Celink	1,189,366	63	576,301	26	0	0	0	0	0	0
M	Cendant Mortgage Corporation	5,364,985,724	34,185	30,979,794	318	11,041,429	605,854	98	13	0	0
M	Century 21 Mortgage	0	0	0	0	0	0	0	0	0	0
M	Chase Manhattan Mortgage Corporation	9,591,854,000	69,683	6,045,000	58	26,972,647	5,254,322	313	58	38	1
M	Cimarron Mortgage Company	319,384,725	1,811	0	0	0	0	0	0	0	0
M	CIT Group/Sales Financing, Inc.	40,147,087	510	1,915,185	20	2,480,282	654,765	35	11	0	0
M	CMF Mortgage Co.	9,549,225	154	302,063	8	39,208	104,443	1	4	0	5
M	CNI National Mortgage Co.	1,873,474,867	9,469	2,341,943	13	1,930,737	385,158	11	3	6	0
M	Commerce Mortgage Corp.	113,123,649	1,375	313,531	6	0	0	0	0	0	0
M	Concorde Acceptance Corporation	1,615,867	17	0	0	0	0	0	0	0	0
M	Countrywide Home Loans Servicing, LP	15,575,360,999	104,079	65,854,816	558	53,117,224	12,846,156	471	119	123	39
M	Crescent Mortgage Company	4,689,779	21	0	0	0	0	0	0	0	0
M	Crown Mortgage Company	378,489,000	3,754	71,000	14	103,000	0	1	0	0	0
M	CUNA Mutual Mortgage Corporation	200,683,050	2,134	847,000	9	266,007	0	3	0	0	0
M	DeepGreen Financial, Inc.	0	0	0	0	0	0	0	0	0	0
M	Delmar Financial Company	25,384,000	626	81,000	2	224,000	0	7	0	0	0
M	Dovenmuehle Mortgage Company, L.P.	59,978,700	894	4,922	3	0	0	0	0	1	0
M	Dovenmuehle Mortgage, Inc.	68,478,727,092	7,744	10,597,765	3	0	0	0	0	0	0
M	Draper and Kramer Mortgage Corp.	110,203,601	3,095	887,708	11	373,659	172,000	5	1	0	0
M	E & I Funding Corp.	0	0	0	0	0	0	0	0	0	0
M	EMC Mortgage Corporation	737,451,000	6,363	80,279,000	757	28,878,781	3,319,835	254	30	35	137
M	Emigrant Mortgage Company, Inc.	336,169,000	846	278,100	9	2,476,537	881,505	6	2	1	1
M	ExtraCo Mortgage	11,064,008	208	0	0	35,915	0	1	0	0	0
M	Fieldstone Mortgage Company	1,513,850	14	67,500	1	0	0	0	0	0	0
M	Fifth Third Mortgage Company	2,383,527,615	25,792	14,470,108	200	2,369,019	1,706,394	29	22	0	0
M	First NLC Financial Services, LLC	2,057,470	16	18,000	1	0	0	0	0	0	0
M	First Residential Mortgage Network, Inc.	322,900	2	0	0	0	0	0	0	0	0
M	FlexPoint Funding	0	0	0	0	0	0	0	0	0	0
M	Franklin Mortgage Funding	0	0	0	0	0	0	0	0	0	0
M	Fremont Investment & Loan	612,002,688	4,059	3,184,633	27	2,650,391	268,150	18	3	16	2
M	GE Mortgage Services, LLC	330,691,128	5,327	10,375,216	131	4,478,616	611,421	48	4	0	8
M	General Electric Capital Corporation	10,064,936	322	684,505	18	1,280,438	73,483	32	3	0	0
M	Gershman Investment Corp.	0	0	0	0	0	0	0	0	0	0
M	Gilara	0	0	0	0	0	0	0	0	0	0
M	GMAC Mortgage Corporation	7,180,533,509	56,259	85,343,408	864	23,064,289	11,534,393	217	121	36	56
M	Green Tree Servicing LLC	169,091,864	3,979	9,400,523	209	1,024,379	2,647,968	22	29	0	33
M	GreenPoint Credit, LLC	39,696,486	652	2,743,631	40	816,360	455,930	11	5	0	0
M	Guild Mortgage Company	0	0	0	0	0	0	0	0	0	0

DEFAULT AND FORECLOSURE REPORT JANUARY 1, 2004 - JUNE 30, 2004

Institution Type	1 (A)	1 (B)	2(A)	2(B)	3(A)	3(A)	3(B)	3(B)	Loans Originated	Loans With
	Dollar Amount of loans	Number of loans	Dollar Amount of Loans In Default	Loans In Default	Dollar Amount of Foreclosures Filed	Dollar Amount of Foreclosures Closed	Foreclosures Filed	Foreclosures Closed	After 12/31/2002 As Reported in #3	Rate Greater 10% As Reported in #3
M Harbor Financial Group, Ltd.	906,079	146	101,948	23	0	0	0	0	0	0
M Heritage Plaza Mortgage, Inc.	0	0	0	0	0	0	0	0	0	0
M Home Loan Mortgage Corporation	0	0	0	0	0	0	0	0	0	0
M Home Mortgage Corporation	0	0	0	0	0	0	0	0	0	0
M HomeComings Financial Network, Inc.	2,951,499,411	23,962	193,758,505	1,940	60,672,273	19,584,990	510	206	217	233
M HSBC Mortgage Corporation (USA)	1,081,616,000	3,970	1,208,000	6	819,729	280,850	7	4	1	1
M HSBC Mortgage Services Inc.	48,035,040	336	3,473,601	31	2,561,659	294,230	19	4	12	1
M Inland Mortgage Servicing Corporation	77,092	4	0	0	0	0	0	0	0	0
M Irwin Mortgage Corporation	1,663,517,931	10,707	15,070,599	97	2,022,765	165,502	19	3	12	0
M James F. Messinger & Company, Inc.	60,591,000	671	234,000	2	0	0	0	0	0	0
M KB Home Mortgage Company	709,069	3	0	0	0	0	0	0	0	0
M Lake Mortgage Company, Inc.	18,399,000	208	33,821	1	33,820	0	1	0	0	0
M Litton Loan Servicing, LP	924,678,581	8,738	135,945,435	1,342	69,009,707	8,759,557	616	97	4	49
M LoanCare Servicing Center, Inc.	85,858,685	701	518,016	4	0	0	0	0	0	0
M Long Beach Mortgage Company	587,289,878	7,023	66,163,415	568	24,084,923	11,042,704	210	99	3	53
M M & T Mortgage Corporation	77,406,774	842	2,364,563	12	216,000	0	1	0	1	0
M MB Miscellaneous	18,143,000	620	139,000	5	143,000	24,000	6	1	2	0
M Merrill Lynch Credit Corporation	60,449,180	1,134	343,807	6	0	0	0	0	0	0
M Midwest Loan Services, Inc.	287,390,911	1,676	317,020	2	317,020	0	2	0	0	0
M Molton, Allen & Williams Mortgage Compan	0	0	0	0	0	0	0	0	0	0
M Morgan Stanley Dean Witter Credit Mortgage Center L.C.	397,449,513 13,901,025	1,581 94	2,182,293 335,561	11 3	0 335,561	22,240 0	0 3	1 0	0 0	0 0
M Mortgage Clearing Corporation	0	0	0	0	0	0	0	0	0	0
M Mortgage Lenders Network USA, Inc.	191,287,501	2,247	9,302,682	127	5,776,957	1,062,277	70	18	0	51
M Mountain States Mortgage Center, Inc.	2,242,000	34	106,576	3	60,715	33,898	1	1	0	0
M Nationwide Advantage Mortgage Company	33,723,000	512	416,000	7	194,434	199,899	5	5	0	0
M Neighborhood Lending Services, Inc.	0	0	0	0	300,903	144,467	8	2	0	0
M New Century Mortgage Corporation	518,432,000	3,612	2,805,000	25	5,817,966	4,554,000	40	28	39	8
M New State Mortgage, LLC	5,833,376	41	0	0	0	0	0	0	0	0
M Northview Mortgage, LLC	0	0	0	0	0	0	0	0	0	0
M NoteWorld Servicing Center	2,044,181	30	0	0	0	0	0	0	0	0
M NovaStar Mortgage, Inc.	153,661,815	1,099	3,628,879	32	2,352,911	559,591	19	6	0	2
M Ocwen Loan Servicing, LLC	0	0	0	0	0	0	0	0	0	0
M Opteum Financial Services, LLC	797,341	4	0	0	0	0	0	0	0	0
M PHH Mortgage Services	0	0	0	0	0	0	0	0	0	0
M Premium Capital Funding, LLC	0	0	0	0	0	0	0	0	0	0
M Primary Capital Advisors, LC	0	0	0	0	0	0	0	0	0	0
M Provident Funding Group, Inc.	975,963,995	5,002	78,759	1	78,759	0	1	0	0	0
M Real Estate Mortgage Network, Inc.	0	0	0	0	0	0	0	0	0	0
M ResMAE Mortgage Corporation	0	0	0	0	0	0	0	0	0	0
M Saxon Mortgage Services, Inc.	414,939,700	3,241	30,375,003	295	10,178,603	152,489	87	1	32	0
M Select Portfolio Servicing, Inc.	1,132,287,421	17,585	63,720,012	1,123	156,566,436	47,171,994	1,671	526	29	327
M SLM Financial Corporation	0	0	0	0	0	0	0	0	0	0
M SN Servicing Corporation	35,241,828	648	15,342,983	364	7,836,541	2,120,509	106	25	5	20
M Sunshine Mortgage Corporation	0	0	0	0	0	0	0	0	0	0
M SunTrust Mortgage, Inc.	1,429,682,359	9,771	134,013	7	0	0	0	0	0	0
M Supreme Capital Funding, Inc.	0	0	0	0	0	0	0	0	0	0
M Taylor, Bean & Whitaker Mortgage Corpora	838,257,000	5,683	100,600	9	0	0	0	0	0	0
M The New York Mortgage Company, LLC	0	0	0	0	0	0	0	0	0	0
M Trustcorp Mortgage Company	19,256,782	226	46,253	1	46,253	0	1	0	0	0
M U. S. Mortgage	5,833,221	118	364,060	6	338,942	0	4	0	0	0
M United Financial Mortgage Corp.	414,432,644	2,555	311,673	1	0	0	0	0	0	0
M United Mortgage and Loan Investment, LLC	6,887,827	299	5,570,693	230	599,016	286,206	10	2	0	5
M Universal American Mortgage Company, LL	17,400	93	0	0	0	0	0	0	0	0
M Universal Mortgage Corporation	365,242,637	2,567	9,871,213	37	1,544,804	1,243,771	12	7	1	0
M UST Mortgage Company	14,615,946	23	0	0	0	0	0	0	0	0
M Vanguard Banc, Inc.	0	0	0	0	0	0	0	0	0	0

DEFAULT AND FORECLOSURE REPORT JANUARY 1, 2004 - JUNE 30, 2004

Institution	1 (A)	1 (B)	2(A)	2(B)	3(A)	3(A)	3(B)	3(B)	Loans Originated	Loans With	
Type	Dollar Amount	Number	Dollar Amount	Loans	Dollar Amount of	Dollar Amount of	Foreclosures	Foreclosures	After 12/31/2002	Rate Greater 10%	
	of loans	of loans	of Loans In Default	In Default	Foreclosures Filed	Foreclosures Closed	Filed	Closed	As Reported in #3	As Reported in #3	
M	Washtenaw Mortgage Company	190,975,235	1,269	606,420	6	201,211	0	2	0	0	0
M	Wendover Financial Services Corporation	14,270,493	138	609,577	11	0	57,777	0	8	0	3
M	Wilshire Credit Corporation	193,085,553	3,094	30,217,154	509	10,199,353	1,708,754	88	16	33	25
M	WMC Mortgage Corp.	104,633,371	774	4,059,500	50	1,453,449	354,890	19	6	3	14
M	World Wide Financial Services, Inc.	1,201,500	7	0	0	0	0	0	0	0	0
118											
		131,813,074,566	484,605	1,087,907,720	21,221	538,335,120	149,019,021	5,248	1,582	661	1,174

DEFAULT AND FORECLOSURE REPORT JULY 1, 2004 - DECEMBER 31, 2004

Institution Type		1 (A) Dollar Amount of loans	1 (B) Number of loans	2(A) Dollar Amount of Loans In Default	2(B) Loans In Default	3(A) Dollar Amount of Foreclosures Filed	3(A) Dollar Amount of Foreclosures Closed	3(B) Foreclosures Filed	3(B) Foreclosures Closed	Loans Originated After 12/31/2002 As Reported in #3	Loans With Rate Greater 10% As Reported in #3	
T		53	3,640,006,701	50,543	19,295,552	354	2,375,768	1,930,146	42	31	4	0
F		0	0	0	0	0	0	0	0	0	0	0
M		119	71,005,183,670	504,152	1,778,188,108	13,423	473,424,728	144,340,550	4,311	1,577	1,330	982
S		470	26,835,250,974	456,008	103,726,919	1,609	31,061,456	16,216,984	382	225	68	8
Total		642	101,480,441,345	1,010,703	1,901,210,579	15,386	506,861,952	162,487,680	4,735	1,833	1,402	990
T	Allied First Bank, sb		994,000	4	0	0	0	0	0	0	0	0
T	American Savings Bank of Danville, Illinois		29,195,000	840	215,000	7	60,500	56,000	2	3	0	0
T	American Union Savings and Loan Association		1,579,000	19	0	0	0	0	0	0	0	0
T	Arcola Homestead Savings Bank		557,516	24	23,150	1	0	0	0	0	0	0
T	Beardstown Savings, s.b.		27,334,663	672	455,021	18	105,663	247,358	3	3	1	0
T	Capaha Bank, S.B		5,486,201	196	27,554	2	0	0	0	0	0	0
T	Citizen		102,006,000	1,528	130,000	2	0	0	0	0	0	0
T	Collinsville Building and Loan Association		55,134,153	793	29,470	1	0	0	0	0	0	0
T	Columbus Savings Bank		5,006,039	48	0	0	0	0	0	0	0	0
T	Community Savings Bank		161,361,000	1,795	406,000	4	0	0	0	0	0	0
T	DeWitt Savings Bank		47,294,000	794	359,000	8	0	0	0	0	0	0
T	EFS Bank		341,629,180	2,817	1,332,213	7	0	0	0	0	0	0
T	Eureka Savings Bank		176,243,500	2,985	2,072,848	33	0	0	0	0	0	0
T	First Bank & Trust, S.B.		110,665,000	2,480	358,000	13	63,600	97,275	2	2	0	0
T	First Bank of the Americas, SSB		34,826,477	265	373,070	4	69,938	0	1	0	0	0
T	First Savanna Savings Bank		5,572,000	155	169,000	6	33,000	82,000	1	1	0	0
T	First Savings Bank		18,894,000	441	107,000	5	0	0	0	0	0	0
T	First Savings Bank of Hegewisch		125,000,000	1,000	16,601	6	43,576	43,576	1	1	0	0
T	Flora Savings Bank		14,031,000	391	427,000	15	114,000	12,231	3	1	0	0
T	George Washington Savings Bank		28,231,000	368	453,000	6	0	0	0	0	0	0
T	Harvard Savings Bank		78,995,000	945	2,422,000	7	264,000	138,000	2	1	1	0
T	Howard Savings Bank		4,191,200	20	0	0	0	0	0	0	0	0
T	Hoyne Savings Bank		219,985,000	2,106	54,000	3	21,000	0	1	0	0	0
T	Jacksonville Savings Bank		220,799,260	4,610	1,359,475	30	298,261	593,987	7	8	0	0
T	Liberty Bank for Savings		252,850,339	2,671	290,875	3	0	0	0	0	0	0
T	Lincoln Park Savings Bank		112,825,235	626	218,250	2	230,918	0	2	0	1	0
T	Lincoln State Bank, S. B.		132,635,000	1,223	211,000	3	0	76,950	0	1	0	0
T	Lisle Savings Bank		359,326,000	3,208	878,000	6	245,000	0	1	0	0	0
T	Marion County Savings Bank		30,736,000	1,044	420,500	23	0	139,000	0	3	0	0
T	McHenry Savings Bank		166,625,561	1,492	1,307,258	7	0	0	0	0	0	0
T	Milford Building and Loan Association		11,275,000	482	309,000	10	103,618	0	2	0	0	0
T	Morris Building and Loan, s.b.		16,748,000	632	39,000	1	0	0	0	0	0	0
T	Mount Morris Savings and Loan Association		18,293,500	468	186,000	10	125,000	0	2	0	0	0
T	Nashville Savings Bank		7,950,000	157	0	0	0	0	0	0	0	0
T	Nokomis Savings Bank		539,000	32	0	0	0	0	0	0	0	0
T	North County Savings Bank		13,775,000	192	31,763	1	31,763	0	1	0	0	0
T	North Shore Trust and Savings		100,126,000	1,036	33,000	1	0	0	0	0	0	0
T	Ottawa Savings Bank		81,765,000	1,154	701,000	10	132,000	139,000	2	1	0	0
T	Pekin Savings Bank		65,444,735	1,197	461,366	10	208,200	113,700	3	2	0	0
T	Pulaski Savings Bank		28,388,930	287	0	0	0	0	0	0	0	0
T	Rantoul First Bank, s.b.		10,817,000	204	62,000	4	48,000	0	2	0	0	0
T	Royal Savings Bank		19,157,000	290	110,000	1	0	0	0	0	0	0
T	Security Bank, S.B.		54,759,378	2,860	349,789	8	60,577	60,577	1	1	0	0
T	Security Savings Bank		37,515,054	1,139	485,674	21	20,662	0	1	0	0	0
T	South End Savings, s.b.		9,050,000	162	31,000	1	0	0	0	0	0	0
T	Streator Home Building and Loan Association		56,289,707	1,393	158,000	4	57,000	57,000	1	1	0	0
T	Tremont Savings Bank		16,113,874	499	580,219	12	0	0	0	0	0	0
T	Twin Oaks Savings Bank		39,874,000	489	61,000	1	0	34,000	0	1	1	0
T	Union Savings Bank		85,454,000	541	1,330,000	28	0	0	0	0	0	0
T	Wabash Savings Bank		3,205,000	100	0	0	39,492	39,492	1	1	0	0

DEFAULT AND FORECLOSURE REPORT JULY 1, 2004 - DECEMBER 31, 2004

Institution Type	1 (A) Dollar Amount of loans	1 (B) Number of loans	2(A) Dollar Amount of Loans In Default	2(B) Loans In Default	3(A) Dollar Amount of Foreclosures Filed	3(A) Dollar Amount of Foreclosures Closed	3(B) Foreclosures Filed	3(B) Foreclosures Closed	Loans Originated After 12/31/2002 As Reported in #3	Loans With Rate Greater 10% As Reported in #3	
T Washington Savings Bank	76,155,299	1,486	251,456	9	0	0	0	0	0	0	
T Waukegan Savings and Loan, S.B.	5,028,900	41	0	0	0	0	0	0	0	0	
T West Town Savings Bank	12,274,000	142	0	0	0	0	0	0	0	0	
	53	3,640,006,701	50,543	19,295,552	354	2,375,768	1,930,146	42	31	4	0

DEFAULT AND FORECLOSURE REPORT JULY 1, 2004 - DECEMBER 31, 2004

Institution Type	1 (A)	1 (B)	2(A)	2(B)	3(A)	3(A)	3(B)	3(B)	Loans Originated	Loans With
	Dollar Amount of loans	Number of loans	Dollar Amount of Loans In Default	Loans In Default	Dollar Amount of Foreclosures Filed	Dollar Amount of Foreclosures Closed	Foreclosures Filed	Foreclosures Closed	After 12/31/2002 As Reported in #3	Rate Greater 10% As Reported in #3
S	1St Community Bank	5,116,548	131	31,319	1	32,000	0	1	0	1
S	1St Equity Bank	28,393,438	166	63,248	1	0	0	0	0	0
S	1st Equity Bank Northwest	3,375,871	18	0	0	0	0	0	0	0
S	1st State Bank of Mason City	4,266,500	147	20,000	1	0	0	0	0	0
S	Allegiance Community Bank	12,066,000	45	75,000	2	0	0	0	0	0
S	Alpha Community Bank	64,136,555	916	24,936	4	0	0	0	0	0
S	Amalgamated Bank of Chicago	30,968,464	455	142,094	1	142,094	0	1	0	0
S	American Chartered Bank	198,243,773	1,490	949,000	8	1,119,274	990,274	5	4	0
S	American Community Bank & Trust	24,748,653	301	0	0	0	0	0	0	0
S	American Eagle Bank	2,084,724	6	0	0	0	0	0	0	0
S	American Enterprise Bank	41,477,000	270	0	0	0	0	0	0	0
S	American Heartland Bank and Trust	9,251,000	50	0	0	0	0	0	0	0
S	American Metro Bank	10,391,000	82	194,500	1	0	0	0	0	0
S	Americaunited Bank and Trust Company USA	4,563,911	88	0	0	0	0	0	0	0
S	Amerimark Bank	23,752,500	496	0	0	0	0	0	0	0
S	Anchor State Bank	1,221,915	30	0	0	0	0	0	0	0
S	Andalusia Community Bank	12,720,000	205	162,000	1	0	0	0	0	0
S	Anderson State Bank	4,914,000	183	0	0	0	0	0	0	0
S	Anna State Bank	10,876,092	263	478,553	8	70,771	0	1	0	0
S	Apple River State Bank	43,763,951	588	312,451	3	0	0	0	0	0
S	Archer Bank	46,958,768	388	201,282	1	0	0	0	0	0
S	Associated Bank Chicago	70,156,411	254	0	0	0	0	0	0	0
S	Athens State Bank	17,246,000	311	286,000	5	20,460	0	1	0	0
S	Austin Bank of Chicago	10,574,283	137	63,721	2	10,788	0	1	0	0
S	Bank of Bluffs	10,149,201	286	96,046	3	0	0	0	0	0
S	Bank of Bourbonnais	5,061,704	86	0	0	0	0	0	0	0
S	Bank of Calhoun County	12,576,422	321	984,061	12	0	58,436	0	2	0
S	Bank of Chestnut	5,039,388	110	149,926	3	69,515	49,893	1	1	0
S	Bank of Farmington	10,254,315	201	296,639	5	82,246	0	1	0	0
S	Bank of Gibson City	3,350,670	96	38,537	1	0	0	0	0	0
S	Bank of Kampsville	18,448,123	439	12,618	1	0	0	0	0	0
S	Bank of Kenney	147,832	7	0	0	0	0	0	0	0
S	Bank of Lincolnwood	30,861,110	323	2,129,827	1	0	0	0	0	0
S	Bank of Modesto	2,321,237	100	0	0	0	0	0	0	0
S	Bank of Montgomery	7,461,000	90	186,000	2	0	0	0	0	0
S	Bank of O'Fallon	71,686,621	862	167,000	4	0	122,445	0	3	1
S	Bank of Palatine	10,869,655	129	0	0	0	0	0	0	0
S	Bank of Pontiac	104,971,000	2,067	1,257,986	25	385,610	68,340	7	1	0
S	Bank of Quincy	8,042,068	160	71,330	1	155,433	0	3	0	2
S	Bank of Rantoul	13,956,000	305	35,000	1	0	0	0	0	0
S	Bank of Shorewood	12,480,233	78	0	0	0	0	0	0	0
S	Bank of Springfield	532,402,956	7,572	848,801	10	49,070	0	1	0	0
S	Bank of Stronghurst	5,243,543	150	0	0	0	0	0	0	0
S	Bank of Warrensburg	3,618,054	302	7,000	1	14,000	179,000	1	11	0
S	Bank of Waukegan	61,593,000	1,148	429,000	8	290,000	175,000	2	1	0
S	BankOrion	19,380,000	381	0	0	0	0	0	0	0
S	Banterra Bank	133,629,000	3,644	107,000	3	472,226	415,341	7	6	1
S	Benchmark Bank	23,821,564	416	49,323	3	0	0	0	0	0
S	Better Banks	66,440,000	873	225,000	2	153,000	0	1	0	0
S	Blackhawk State Bank	71,416,623	1,332	506,353	7	0	0	0	0	0
S	Bloomington Bank and Trust	30,761,000	148	0	0	0	0	0	0	0
S	Brickyard Bank	11,339,736	55	2,192,985	6	1,695,010	105,569	2	1	0
S	Bridgeview Bank Group	92,372,173	608	14,797	2	0	0	0	0	0
S	Brimfield Bank	12,023,283	202	41,229	1	0	0	0	0	0
S	Broadway Bank	25,462,000	128	0	0	0	0	0	0	0
S	Brown County State Bank	11,205,572	246	170,000	4	0	0	0	0	0
S	Buckley State Bank	1,192,000	34	0	0	0	0	0	0	0

DEFAULT AND FORECLOSURE REPORT JULY 1, 2004 - DECEMBER 31, 2004

Institution Type	1 (A)	1 (B)	2(A)	2(B)	3(A)	3(A)	3(B)	3(B)	Loans Originated	Loans With
	Dollar Amount of loans	Number of loans	Dollar Amount of Loans In Default	Loans In Default	Dollar Amount of Foreclosures Filed	Dollar Amount of Foreclosures Closed	Foreclosures Filed	Foreclosures Closed	After 12/31/2002 As Reported in #3	Rate Greater 10% As Reported in #3
S	Buffalo Prairie State Bank	867,771	20	0	0	0	0	0	0	0
S	Builders Bank	8,859,399	5	0	0	0	0	0	0	0
S	Burling Bank	15,933,929	93	1,033,000	1	0	0	0	0	0
S	Busey Bank	1,389,419,000	18,746	938,161	17	1,022,940	206,490	14	4	0
S	Byron Bank	221,793,915	5,400	339,500	7	157,333	272,147	2	3	1
S	C P Burnett & Sons Bankers	5,552,608	220	16,135	1	0	0	0	0	0
S	Cambridge Bank	37,605,830	517	11,376	1	0	0	0	0	0
S	Camp Grove State Bank	258,000	4	0	0	0	0	0	1	0
S	Campus State Bank	5,452,000	98	0	0	0	0	0	0	0
S	Carrollton Bank	175,320,089	2,794	52,076	1	93,758	0	2	0	2
S	Cartersville State and Savings Bank	9,078,000	260	7,000	1	0	0	0	0	0
S	Casey State Bank	28,670,945	669	45,026	1	45,026	45,026	1	1	0
S	Central Bank	6,907,013	183	211,730	5	56,142	0	1	0	0
S	Central Bank Illinois	70,924,777	1,053	287,647	6	79,970	296,189	1	5	0
S	Central Illinois Bank	9,269,598	332	161,542	5	0	87,656	0	2	0
S	Central State Bank	21,000,000	650	366,000	15	0	0	0	0	0
S	Centrue Bank	193,470,994	2,972	1,209,357	22	187,145	80,298	4	1	0
S	Chesterfield State Bank	2,235,133	96	68,290	2	0	0	0	0	0
S	Chicago Community Bank	67,673,208	533	1,537,943	14	0	0	0	0	0
S	Cisna Park State Bank	2,472,774	62	0	0	0	0	0	0	0
S	Citizens Bank & Trust Company of Chicago	11,057,833	39	0	0	0	0	0	0	0
S	Citizens Bank of Chatsworth	5,125,000	115,000	0	0	0	0	0	0	0
S	Citizens Bank of Edinburg	4,356,776	101	326,373	3	0	0	0	0	0
S	Citizens Community Bank	39,110,500	718	490,212	8	71,444	0	2	0	1
S	Citizens Community Bank Of Decatur	1,798,000	40	121,000	2	0	0	0	0	0
S	Citizens Community Bank of Illinois	13,637,060	415	16,587	1	0	0	0	0	0
S	Citizens First State Bank of Walnut	18,961,964	324	80,733	1	123,372	123,372	2	2	0
S	Citizens State Bank	11,314,000	297	63,000	3	0	0	0	0	0
S	Citizens State Bank of Cropsey	3,534,111	75	62,000	1	0	0	0	0	0
S	Citizens State Bank of Milford	533,022	13	0	0	0	0	0	0	0
S	Citizens State Bank of Shipman	9,174,500	227	228,702	4	0	0	0	0	0
S	Clay County State Bank	7,918,541	221	104,001	3	0	0	0	0	0
S	Clover Leaf Bank	50,819,234	606	324,355	6	0	0	0	0	0
S	Colchester State Bank	5,490,216	163	141,901	3	0	0	0	0	0
S	Cole Taylor Bank	259,688,019	3,924	6,852,833	63	573,760	0	3	0	2
S	Commercial State Bank of Waterloo	100,171,830	1,202	100,742	3	0	0	0	0	0
S	Community Bank, Winslow	16,087,613	290	65,929	1	0	0	0	0	0
S	Community Bank, Hoopston	9,336,016	324	40,848	1	117,204	44,087	3	1	0
S	Community Bank of Easton	1,682,000	29	0	0	0	0	0	0	0
S	Community Bank of Elmhurst	8,358,698	51	0	0	0	0	0	0	0
S	Community Bank of Galesburg	10,343,819	213	68,180	2	23,061	0	1	0	0
S	Community Bank of Lawndale	3,858,500	55	59,230	3	62,138	139,387	1	1	0
S	Community Bank of Lemont	3,090,594	16	0	0	0	0	0	0	0
S	Community Bank of Oak Park River Forest	9,360,758	57	0	0	0	0	0	0	0
S	Community Bank of Pittsfield	3,179,477	67	245,766	6	62,134	0	1	0	0
S	Community Bank of Trenton	17,884,989	297	182,912	4	220,331	0	5	0	0
S	Community Banks of Shelby County	3,794,551	128	0	0	0	0	0	0	0
S	Community Bank-Wheaton/Glen Ellyn	51,484,000	694	9,000	1	67,000	0	1	0	0
S	Community First Bank	17,916,000	180	0	0	0	0	0	0	0
S	Community State Bank	6,894,000	228	175,000	4	73,000	0	2	0	0
S	Community State Bank of Plymouth	541,724	30	0	0	0	0	0	0	0
S	Community State Bank of Rock Falls	25,438,656	641	635,017	11	273,818	273,818	3	3	0
S	Community Trust Bank	25,068,000	768	16,000	1	39,016	39,016	1	1	0
S	Corn Belt Bank and Trust Company	14,651,182	223	191,625	4	59,135	106,253	1	2	1
S	Cosmopolitan Bank and Trust	15,939,736	79	0	0	97,931	0	1	0	0
S	Country Bank	2,458,000	51	0	0	0	0	0	0	0
S	Crossroads Bank	15,223,785	309	7,360	1	0	0	0	0	0
S	Delaware Place Bank	2,229,555	40	0	0	0	0	0	0	0

DEFAULT AND FORECLOSURE REPORT JULY 1, 2004 - DECEMBER 31, 2004

Institution Type	1 (A)	1 (B)	2(A)	2(B)	3(A)	3(A)	3(B)	3(B)	Loans Originated	Loans With
	Dollar Amount of loans	Number of loans	Dollar Amount of Loans In Default	Loans In Default	Dollar Amount of Foreclosures Filed	Dollar Amount of Foreclosures Closed	Foreclosures Filed	Foreclosures Closed	After 12/31/2002 As Reported in #3	Rate Greater 10% As Reported in #3
S	Devon Bank	49,597,606	547	367,736	3	0	0	0	0	0
S	Dewey State Bank	3,210,000	67	47,267	2	0	0	0	0	0
S	Du Quoin State Bank	19,243,000	1,094	16,000	1	0	0	0	0	0
S	Durand State Bank	10,389,904	210	6,561	1	102,734	0	1	0	0
S	Edens Bank	49,507,999	323	130,803	1	0	0	0	0	0
S	Effingham State Bank	35,430,000	637	1,613,739	37	496,759	89,654	5	2	2
S	Elkville State Bank	644,500	24	0	0	0	0	0	0	0
S	Erie State Bank	3,129,844	59	0	0	0	0	0	0	0
S	Evergreen Community Bank	21,581,306	206	22,935	1	0	0	0	0	0
S	Exchange State Bank	6,757,000	246	34,500	2	0	0	0	0	0
S	Fairview State Banking Company	3,283,093	113	0	0	0	0	0	0	0
S	Family Bank and Trust Company	10,624,490	88	147,728	2	72,830	0	1	0	0
S	Farmer City State Bank	8,354,957	184	193,189	3	12,872	0	1	0	0
S	Farmers & Merchants Bank of Hutsonville	3,221,783	93	0	0	0	0	0	0	0
S	Farmers and Merchants State Bank of Bushnell	9,988,669	268	56,139	2	0	0	0	0	0
S	Farmers and Traders State Bank	4,433,407	57	0	0	0	0	0	0	0
S	Farmers State Bank, Elmwood	9,654,659	208	328,882	9	0	0	0	0	0
S	Farmers State Bank, Pittsfield	44,495,205	907	83,661	2	162,476	0	2	0	0
S	Farmers State Bank & Trust Co	6,523,063	184	51,674	3	0	0	0	0	0
S	Farmers State Bank of Camp Point	4,628,121	93	0	0	0	0	0	0	0
S	Farmers State Bank of Danforth	9,978,249	269	0	0	0	0	0	0	0
S	Farmers State Bank of Emden	614,000	17	0	0	0	0	0	0	0
S	Farmers State Bank of Fulton County	7,954,030	216	83,285	1	0	0	0	1	0
S	Farmers State Bank of Hoffman	20,845,000	621	564,000	15	115,571	53,701	5	1	3
S	Farmers State Bank of Medora	953,684	27	0	0	0	0	0	0	0
S	Farmers State Bank of Somonauk	31,706,966	803	125,220	1	0	0	0	0	0
S	Farmers State Bank of Sublette	5,387,295	150	176,032	5	0	0	0	0	0
S	Farmers State Bank of Western Illinois	12,116,000	394	93,371	3	126,884	0	3	0	0
S	Farmers State Bank, Astoria	2,451,957	93	0	0	0	0	0	0	0
S	Fayette County Bank	1,586,263	51	21,867	1	0	0	0	0	0
S	Federated Bank	6,403,559	182	141,031	2	0	0	0	0	0
S	First American Bank	643,706,969	17,104	300,817	6	74,268	0	2	0	0
S	First Bank & Trust	15,428,000	62	471,000	1	0	0	0	0	0
S	First Bank and Trust Company of Illinois	17,154,000	100	0	0	0	0	0	0	0
S	First Bank of Highland Park	73,476,102	503	0	0	0	0	0	0	0
S	First Bank of Oak Park	3,393,338	62	75,962	1	0	0	0	0	0
S	First Choice Bank	10,136,283	122	0	0	0	0	0	0	0
S	First Collinsville Bank	187,628,386	2,350	465,957	7	510,015	140,604	4	1	3
S	First Community Bank	5,606,726	39	0	0	0	0	0	0	0
S	First Community Bank and Trust	14,894,000	197	0	0	0	0	0	0	0
S	First Community Bank of Hillsboro	10,736,105	273	68,589	2	0	0	0	0	0
S	First Community Bank of Joliet	851,126	15	0	0	0	0	0	0	0
S	First Community Bank, Xenia-Flora	7,316,000	202	19,000	1	0	0	0	0	0
S	First Community State Bank	5,097,000	91	0	0	0	0	0	0	0
S	First County Bank	177,998,506	2,826	367,849	2	367,849	0	2	0	1
S	First DuPage Bank	10,987,827	55	0	0	0	0	0	0	0
S	First Farmers State Bank	8,498,388	134	0	0	0	0	0	0	0
S	First Illinois Bank	2,371,802	29	5,371	1	0	0	0	0	0
S	First Midwest Bank	353,553,217	6,099	2,755,947	73	366,850	1,436,215	15	10	3
S	First Nations Bank	28,708,314	253	45,000	1	0	0	0	0	0
S	First Northwest Bank	38,922,000	444	56,000	1	0	0	0	0	0
S	First Personal Bank	26,423,529	176	135,995	2	0	0	0	0	0
S	First Security Bank	12,328,433	227	548,623	8	76,475	0	1	0	0
S	First Security Trust and Savings Bank	33,237,000	328	482,000	9	0	0	0	0	0
S	First Southern Bank	28,608,802	490	0	0	24,922	28,638	1	1	1
S	First State Bank, Mendota	124,036,542	1,928	553,726	11	65,033	43,260	1	1	0
S	First State Bank, Monticello	77,140,620	1,209	497,500	9	40,135	103,520	1	3	0
S	First State Bank of Beardstown	9,473,000	331	0	0	47,000	13,500	1	1	0

DEFAULT AND FORECLOSURE REPORT JULY 1, 2004 - DECEMBER 31, 2004

Institution Type	1 (A)	1 (B)	2(A)	2(B)	3(A)	3(A)	3(B)	3(B)	Loans Originated	Loans With
	Dollar Amount of loans	Number of loans	Dollar Amount of Loans In Default	Loans In Default	Dollar Amount of Foreclosures Filed	Dollar Amount of Foreclosures Closed	Foreclosures Filed	Foreclosures Closed	After 12/31/2002 As Reported in #3	Rate Greater 10% As Reported in #3
S	First State Bank of Beecher City	10,107,382	338	84,030	5	0	0	0	0	0
S	First State Bank of Biggsville	3,272,995	88	7,285	1	0	0	0	0	0
S	First State Bank of Bloomington	18,463,748	332	83,739	2	124,620	0	2	0	1
S	First State Bank of Campbell Hill	13,376,016	360	75,851	4	0	0	0	0	0
S	First State Bank of Eldorado	7,892,099	318	46,801	4	28,125	0	2	0	0
S	First State Bank of Forrest	18,562,000	542	285,000	12	0	0	0	0	0
S	First State Bank of Olmsted	5,958,500	160	0	0	0	0	0	0	0
S	First State Bank of Red Bud	37,482,965	548	8,229	2	0	0	0	0	0
S	First State Bank of Round Lake	19,464,000	303	575,000	4	120,470	0	1	0	0
S	First State Bank of St Peter	2,231,258	73	13,584	1	42,338	42,338	1	1	0
S	First State Bank of Van Orin	2,450,583	62	30,000	1	0	0	0	0	0
S	First State Bank of West Salem	2,122,880	68	27,250	1	0	0	0	0	0
S	First State Bank of Western Illinois	27,385,000	617	96,000	3	0	0	0	0	0
S	First State Bank Shannon-Polo	45,164,862	737	86,310	2	0	0	0	0	0
S	First Trust Bank of Illinois	14,595,000	360	115,000	2	0	0	0	0	0
S	First United Bank	68,189,000	554	20,000	1	418,000	549,000	1	2	0
S	Flanagan State Bank	15,335,826	564	383,535	7	154,886	154,886	3	3	0
S	Flora Bank & Trust	19,075,808	520	333,856	11	85,199	12,231	3	1	1
S	Forreston State Bank	12,960,878	262	0	0	0	0	0	0	0
S	Founders Bank	23,512,000	391	66,000	1	0	0	0	0	0
S	Franklin Bank	7,658,774	84	0	0	0	0	0	0	0
S	Franklin Grove Bank	3,797,655	68	0	0	0	0	0	0	0
S	Galena State Bank & Trust Co	46,448,187	936	277,927	4	0	24,594	0	1	0
S	Gateway Community Bank	4,807,112	59	0	0	0	0	0	0	0
S	German-American State Bank	19,598,000	416	0	0	0	0	0	0	0
S	Germantown Trust & Savings Bank	43,693,000	665	0	0	0	0	0	0	0
S	Glasford State Bank	4,822,147	180	3,844	1	0	0	0	0	0
S	Glenview State Bank	124,971,000	1,513	8,143	1	0	0	0	0	0
S	Golden State Bank	2,363,000	52	0	0	0	0	0	0	0
S	Goodfield State Bank	9,912,512	120	0	0	0	0	0	0	0
S	GreatBank	18,895,177	203	26,679	1	0	0	0	0	0
S	Greater Chicago Bank	8,014,000	98	72,000	1	0	0	0	0	0
S	Greater North Bank	1,993,555	22	0	0	0	0	0	0	0
S	Grundy Bank	129,978,541	1,371	22,162	1	0	114,558	0	2	0
S	H F Gehant Banking Co	5,551,809	102	57,000	3	0	0	0	0	0
S	Hardware State Bank	1,696,189	60	0	0	0	0	0	0	0
S	Harris Bank Argo	0	0	0	0	0	0	0	0	0
S	Harris Bank Arlington Meadows	0	0	0	0	0	0	0	0	0
S	Harris Bank Bartlett	0	0	0	0	0	0	0	0	0
S	Harris Bank Cary-Grove	0	0	0	0	0	0	0	0	0
S	Harris Bank Frankfort	0	0	0	0	0	0	0	0	0
S	Harris Bank Hoffman-Schaumburg	0	0	0	0	0	0	0	0	0
S	Harris Bank Huntley	0	0	0	0	0	0	0	0	0
S	Harris Bank Libertyville	0	0	0	0	0	0	0	0	0
S	Harris Bank Marengo	0	0	0	0	0	0	0	0	0
S	Harris Bank Naperville	0	0	0	0	0	0	0	0	0
S	Harris Bank Oakbrook Terrace	0	0	0	0	0	0	0	0	0
S	Harris Bank Roselle	0	0	0	0	0	0	0	0	0
S	Harris Bank St. Charles	0	0	0	0	0	0	0	0	0
S	Harris Bank Westchester	0	0	0	0	0	0	0	0	0
S	Harris Bank Woodstock	0	0	0	0	0	0	0	0	0
S	Harris Trust and Savings Bank	4,774,191,968	31,067	8,610,173	72	3,519,208	801,221	25	3	0
S	Hartsburg State Bank	1,956,000	39	0	0	0	0	0	0	0
S	Heartland Bank and Trust Company	117,595,494	2,496	273,971	12	158,036	96,635	1	2	0
S	Henry State Bank	9,343,421	217	0	0	0	0	0	0	0
S	Heritage Bank	54,675,000	720	101,000	2	0	0	0	0	0
S	Heritage Bank of Central Illinois	30,784,000	639	9,873	1	0	0	0	0	0
S	Heritage Bank of Schaumburg	36,936,000	430	0	0	0	0	0	0	0

DEFAULT AND FORECLOSURE REPORT JULY 1, 2004 - DECEMBER 31, 2004

Institution Type	1 (A) Dollar Amount of loans	1 (B) Number of loans	2(A) Dollar Amount of Loans In Default	2(B) Loans In Default	3(A) Dollar Amount of Foreclosures Filed	3(A) Dollar Amount of Foreclosures Closed	3(B) Foreclosures Filed	3(B) Foreclosures Closed	Loans Originated After 12/31/2002 As Reported in #3	Loans With Rate Greater 10% As Reported in #3
S	Heritage Community Bank	79,729,000	1,292	111,799	3	141,000	385,420	1	1	0
S	Heritage State Bank	10,034,228	210	0	0	0	0	0	0	0
S	Herrin Security Bank	21,035,868	543	229,300	7	0	0	0	0	0
S	Highland Community Bank	9,480,289	116	34,871	1	34,871	0	1	0	0
S	Hinsbrook Bank and Trust	7,874,803	23	49,868	1	0	371,006	0	1	0
S	Hinsdale Bank & Trust	52,196,500	189	73,163	1	73,163	0	1	0	0
S	Holcomb State Bank	11,505,182	263	0	0	0	0	0	0	0
S	Homestar Bank	617,510,856	7,299	2,266,871	24	949,259	640,470	9	4	2
S	Hyde Park Bank and Trust Company	15,578,013	60	0	0	0	0	0	0	0
S	Illini Bank	74,622,219	1,582	1,089,457	21	162,597	59,500	5	1	0
S	Illini State Bank	10,208,327	217	92,211	3	101,152	0	1	0	0
S	Illinois Community Bank	15,275,987	342	99,366	2	0	0	0	0	0
S	Illinois State Bank	8,986,866	35	0	0	0	0	0	0	0
S	Independent Bankers	0	0	0	0	0	0	0	0	0
S	Inland Bank and Trust	29,089,625	488	826,105	8	353,904	376,312	2	1	1
S	International Bank of Chicago	18,757,552	130	0	0	0	0	0	0	0
S	Interstate Bank	23,951,385	270	219,246	5	28,242	0	1	0	0
S	Ipava State Bank	11,312,000	258	0	0	32,000	32,000	2	2	0
S	Iroquois Farmers State Bank	4,274,000	109	52,000	2	0	0	0	0	0
S	Itasca Bank & Trust Co	62,360,729	864	289,059	3	0	0	0	0	0
S	Jersey State Bank	62,105,730	1,003	145,037	4	0	0	0	0	0
S	Joy State Bank	4,693,170	160	36,914	2	0	0	0	0	0
S	Kinderhook State Bank	2,925,689	82	225,153	4	162,067	0	3	0	1
S	Labe Bank	43,003,301	431	459,394	4	0	0	0	0	0
S	Lake Forest Bank & Trust Company	360,344,862	2,616	166,283	1	0	0	0	0	0
S	Lakeside Bank	10,207,317	50	0	0	0	0	0	0	0
S	Laura State Bank	1,311,000	43	1,000	1	0	0	0	0	0
S	Lena State Bank	4,261,000	99	0	0	0	0	0	0	0
S	Liberty Bank	83,034,776	1,819	232,979	5	0	0	0	0	0
S	Libertyville Bank & Trust Company	113,602,125	1,137	0	0	0	0	0	0	0
S	Logan County Bank	14,147,454	300	111,735	4	19,407	25,920	1	1	0
S	Longview State Bank	6,489,636	127	29,019	1	0	0	0	0	0
S	Main Street Bank & Trust	199,999,183	2,735	355,178	10	12,532	136,105	1	4	0
S	MainSource Bank of Illinois	15,186,000	375	17,000	1	58,000	0	2	0	1
S	Marine Bank & Trust	18,140,365	411	87,653	3	52,009	0	1	0	0
S	Marine Bank, Springfield	431,629,000	4,343	84,000	2	311,000	348,000	12	5	3
S	Maroa Forsyth Community Bank	38,357,000	569	0	0	0	0	0	0	0
S	Marquette Bank	255,975,000	2,348	541,000	2	406,828	0	1	0	0
S	Marseilles Bank	8,239,000	132	116,000	2	0	0	0	0	0
S	Marshall County State Bank	2,293,862	89	0	0	0	0	0	0	0
S	Mazon State Bank	18,056,806	371	18,347	1	0	0	0	0	0
S	Mercantile Trust & Savings Bank	80,447,322	1,628	758,308	17	409,683	108,921	10	3	1
S	Merchants and Manufacturers Bank	6,380,417	67	0	0	0	0	0	0	0
S	Meridian Bank	2,414,624	59	108,244	3	41,131	0	1	0	1
S	Metropolitan Bank and Trust Company	31,887,857	182	41,315	1	0	0	0	0	0
S	Metropolitan Capital Bank	0	0	0	0	0	0	0	0	0
S	Middletown State Bank	3,156,672	65	0	0	0	0	0	0	0
S	Midland Community Bank	9,472,853	311	160,665	4	48,425	0	1	0	1
S	Midwest Bank of Western Illinois	11,683,861	1,021	2,829	1	0	0	0	0	0
S	Midwest Community Bank	98,088,592	1,681	998,533	6	0	0	0	0	0
S	Milledgeville State Bank	6,434,835	221	67,281	2	67,281	5,000	2	1	1
S	Morton Community Bank	257,776,864	4,114	1,270,145	14	170,592	246,307	2	3	0
S	Municipal Trust and Savings Bank	55,697,000	856	338,000	3	0	0	0	0	0
S	Murphy-Wall State Bank and Trust Company	14,069,833	392	137,170	2	0	0	0	0	0
S	Mutual Bank	104,341,850	450	180,437	4	0	0	0	0	0
S	NAB Bank	43,524,000	375	0	0	0	0	0	0	0
S	New Century Bank	23,701,431	157	0	0	0	0	0	0	0
S	New City Bank	9,508,504	43	0	0	0	0	0	0	0

DEFAULT AND FORECLOSURE REPORT JULY 1, 2004 - DECEMBER 31, 2004

Institution Type	1 (A) Dollar Amount of loans	1 (B) Number of loans	2(A) Dollar Amount of Loans In Default	2(B) Loans In Default	3(A) Dollar Amount of Foreclosures Filed	3(A) Dollar Amount of Foreclosures Closed	3(B) Foreclosures Filed	3(B) Foreclosures Closed	Loans Originated	Loans With
									After 12/31/2002 As Reported in #3	Rate Greater 10% As Reported in #3
S	NLSB	179,518,917	1,925	71,550	1	0	0	0	0	0
S	North Adams State Bank	4,405,460	92	138,741	3	0	62,659	0	2	0
S	North Bank	24,030,471	118	1,297,522	2	204,803	0	1	0	0
S	North Central Bank	24,788,000	479	18,000	1	0	0	0	0	0
S	North Community Bank	100,770,479	320	357,657	2	0	0	0	0	0
S	North Shore Community Bank & Trust Company	97,258,010	1,286	0	0	0	225,000	0	1	0
S	Northbrook Bank & Trust Company	29,399,031	84	0	0	0	0	0	0	0
S	Northside Community Bank	16,505,786	66	537,135	2	538,418	0	2	0	1
S	Northway State Bank	6,436,000	18	0	0	0	0	0	0	0
S	Northwest Bank of Rockford	164,353,581	2,439	470,223	7	447,249	294,574	7	4	3
S	Oak Bank	100,601,451	655	0	0	0	0	0	0	0
S	Oak Brook Bank	255,384,099	3,011	0	0	0	49,820	0	1	0
S	Oak Lawn Bank	10,933,000	147	0	0	0	0	0	0	0
S	Oakdale State Bank	3,984,000	94	0	0	0	0	0	0	0
S	Old Farmers & Merchants State Bank	6,711,000	142	0	0	51,000	0	1	0	0
S	Old Second Bank-Kane County	49,370,152	2,948	55,296	3	0	0	0	0	0
S	Old Second Bank-Yorkville	27,784,398	195	0	0	0	0	0	0	0
S	Oswego Community Bank	22,174,574	414	0	0	0	0	0	0	0
S	Oxford Bank and Trust	37,284,871	707	0	0	0	0	0	0	0
S	Pacific Global Bank	30,058,578	290	137,213	1	139,000	0	1	0	0
S	Palmer Bank	4,479,403	109	12,000	1	0	0	0	0	0
S	Palos Bank and Trust Company	33,074,853	415	1,644,999	9	194,974	0	1	0	0
S	Park Ridge Community Bank	38,153,918	206	0	0	0	0	0	0	0
S	Parkway Bank and Trust Company	25,659,724	169	57,102	1	0	0	0	0	0
S	Partners Bank	23,670,930	293	97,747	1	0	0	0	0	0
S	Peoples Bank & Trust	17,283,103	532	167,536	9	70,033	70,033	3	3	0
S	Peoples Bank of Kankakee County	76,966,513	923	0	0	0	0	0	0	0
S	Peoples Bank of Macon	3,470,551	73	0	0	0	0	0	0	0
S	Peoples State Bank	4,369,000	87	63,000	2	0	0	0	0	0
S	Peoples State Bank of Chandlerville	8,734,678	554	214,374	6	57,855	0	2	0	0
S	Peoples State Bank of Colfax	4,240,000	110	0	0	0	0	0	0	0
S	Peoples State Bank of Mansfield	15,440,000	379	161,000	5	27,000	0	1	0	0
S	Peotone Bank and Trust Company	5,596,000	61	21,000	1	0	0	0	0	0
S	Petefish Skiles & Co	16,073,000	334	27,000	3	0	0	0	0	0
S	Philo Exchange Bank	8,108,000	151	0	0	0	0	0	0	0
S	Plaza Bank	74,246,511	337	229,774	3	229,774	0	3	0	0
S	Prairie Bank and Trust Company	27,586,100	427	129,690	4	548,704	0	1	0	0
S	Prairie Community Bank	36,845,021	283	0	0	0	0	0	0	0
S	Prairie State Bank & Trust	37,751,000	635	129,000	3	10,418	10,418	1	12	0
S	Preferred Bank	12,316,000	296	839,000	12	135,000	135,000	1	1	0
S	Premier Bank	4,028,000	30	0	0	0	0	0	0	0
S	Premier Bank of Jacksonville	32,801,210	724	14,230	1	14,230	0	1	0	0
S	Princeville State Bank	7,419,522	143	147,839	3	0	0	0	0	0
S	Providence Bank, LLC	304,379	2	0	0	0	0	0	0	0
S	Pullman Bank and Trust Company	0	0	0	0	0	0	0	0	0
S	Raritan State Bank	17,513,018	426	271,081	6	185,936	56,885	4	1	0
S	Reliance Bank	12,425,000	189	225,994	5	29,893	29,893	1	1	0
S	Republic Bank of Chicago	84,907,000	786	0	0	0	0	0	0	0
S	Reynolds State Bank	203,000	10	0	0	0	0	0	0	0
S	Riverside Community Bank	34,775,182	883	0	0	0	0	0	0	0
S	Rochester State Bank	6,800,463	155	83,211	2	0	0	0	0	0
S	Rock River Bank	1,902,000	95	0	0	0	0	0	0	0
S	Royal American Bank	13,034,834	54	0	0	0	0	0	0	0
S	Rushville State Bank	4,918,500	185	0	0	0	0	0	0	0
S	Sainte Marie State Bank	522,462	13	0	0	0	0	0	0	0
S	San Jose Tri-County Bank	2,671,000	75	139,000	2	96,000	35	2	1	0
S	Sauk Valley Bank & Trust Company	26,908,694	516	478,742	7	0	48,858	0	1	0
S	Savanna-Thomson State Bank	9,237,903	230	3,257	1	0	0	0	0	0

DEFAULT AND FORECLOSURE REPORT JULY 1, 2004 - DECEMBER 31, 2004

Institution Type	1 (A)	1 (B)	2(A)	2(B)	3(A)	3(A)	3(B)	3(B)	Loans Originated	Loans With
	Dollar Amount of loans	Number of loans	Dollar Amount of Loans In Default	Loans In Default	Dollar Amount of Foreclosures Filed	Dollar Amount of Foreclosures Closed	Foreclosures Filed	Foreclosures Closed	After 12/31/2002 As Reported in #3	Rate Greater 10% As Reported in #3
S	Schuyler State Bank	4,028,120	100	0	0	0	0	0	0	0
S	Scott State Bank	13,183,500	348	104,000	4	10,000	106,500	1	2	1
S	Security State Bank of Hamilton	15,377,959	330	229,416	7	17,668	0	1	0	0
S	Shelby County State Bank	16,189,134	358	0	0	0	0	0	0	0
S	Sheridan State Bank	6,279,814	91	0	0	0	0	0	0	0
S	ShoreBank	179,384,000	1,725	3,241,000	42	242,000	0	3	0	1
S	Sidell State Bank	249,000	19	0	0	0	0	0	0	0
S	South Pointe Bank	100,391,000	1,805	1,531,000	24	20,000	20,000	1	1	0
S	South Side Trust & Savings Bank of Peoria	211,034,947	3,092	245,072	5	0	213,191	0	3	0
S	Southern Illinois Bank	9,972,000	245	44,000	1	44,000	0	1	0	0
S	Soy Capital Bank and Trust Company	10,333,726	913	57,899	1	82,476	32,110	2	1	0
S	Spring Valley City Bank	49,369,636	1,041	524,213	15	0	99,666	0	2	1
S	Standard Bank and Trust Company	241,033,091	2,494	1,721,750	18	214,220	53,000	3	1	0
S	State Bank of Arthur	6,843,038	182	88,815	6	0	0	0	0	0
S	State Bank of Ashland	15,596,147	325	0	0	0	0	0	0	0
S	State Bank of Auburn	11,732,000	258	81,000	5	47,418	47,418	3	3	0
S	State Bank of Augusta	2,435,291	69	0	0	0	0	0	0	0
S	State Bank of Bement	7,602,267	135	0	0	0	0	0	0	0
S	State Bank of Cerro Gordo	7,458,402	197	44,997	1	0	0	0	0	0
S	State Bank of Cherry	14,256,000	222	0	0	0	0	0	0	0
S	State Bank of Chrisman	4,747,500	99	101,000	3	0	54,545	0	2	0
S	State Bank of Colusa	1,860,081	60	0	0	0	0	0	0	0
S	State Bank of Countryside	37,187,193	250	0	0	0	0	0	0	0
S	State Bank of Davis	9,198,691	265	93,286	2	182,602	0	3	0	0
S	State Bank of Graymont	12,543,609	337	0	0	0	0	0	0	0
S	State Bank of Herscher	15,638,000	535	181,000	2	0	0	0	0	0
S	State Bank of Illinois	72,841,000	1,274	167,297	1	0	0	0	0	0
S	State Bank of Industry	4,595,904	155	0	0	0	0	0	0	0
S	State Bank of Lincoln	284,346,019	4,206	1,600,238	28	814,692	551,139	20	10	7
S	State Bank of Nauvoo	9,214,387	203	124,837	4	0	0	0	0	0
S	State Bank of Niantic	11,825,000	425	482,000	7	7,500	0	1	0	1
S	State Bank of Prairie Du Rocher	12,961,421	248	0	0	0	0	0	0	0
S	State Bank of Saunemin	2,262,913	58	0	0	0	0	0	0	0
S	State Bank of Seaton	1,889,510	36	38,515	1	38,515	0	1	0	0
S	State Bank of Speer	14,686,747	314	0	0	0	0	0	0	0
S	State Bank of St Jacob	9,286,418	146	0	0	0	0	0	0	0
S	State Bank of The Lakes	313,842,397	3,690	438,573	3	288,341	0	2	0	0
S	State Bank of Toulon	7,495,500	273	70,089	2	0	0	0	0	0
S	State Bank of Waterloo	60,333,504	696	258,697	5	0	0	0	0	0
S	State Bank of Whittington	18,527,995	622	105,747	5	0	28,721	0	1	0
S	State Bank, Freeport	3,810,898	52	0	0	0	0	0	0	0
S	State Bank, Wonder Lake	80,539,015	966	0	0	57,086	89,491	1	1	0
S	State Street Bank and Trust Company	67,713,000	1,976	60,000	2	61,000	61,000	1	1	0
S	Strategic Capital Bank	4,102,418	43	0	0	0	0	0	0	0
S	Suburban Bank & Trust Company	17,544,579	178	1,606	1	0	0	0	0	0
S	Suburban Bank of Barrington	0	0	0	0	0	0	0	0	0
S	Table Grove State Bank	3,403,457	100	0	0	0	0	0	0	0
S	Teutopolis State Bank	27,459,810	695	25,408	1	90,000	72,949	1	1	0
S	Texico State Bank	1,559,000	54	0	0	0	0	0	0	0
S	The Bank	21,138,803	390	104,496	2	71,874	89,852	1	2	0
S	The Bank of Commerce	6,033,139	33	127,624	2	0	0	0	0	0
S	The Bank of Edwardsville	147,664,000	5,794	3,011,000	38	667,833	28,063	13	4	1
S	The Bank of Herrin	19,292,500	378	59,500	2	0	0	0	0	0
S	The Bank of Illinois In Normal	17,852,000	119	45,000	1	17,852	0	1	0	0
S	The Bank of Lawrence County	2,707,985	54	0	0	0	0	0	0	0
S	The Bank of Marion	8,913,057	308	158,526	4	71,753	0	1	0	0
S	The Clay City Banking Co	7,170,000	230	68,000	4	25,310	25,310	1	1	0
S	The Community Bank of Ravenswood	21,519,000	72	0	0	0	0	0	0	0

DEFAULT AND FORECLOSURE REPORT JULY 1, 2004 - DECEMBER 31, 2004

Institution Type	1 (A)	1 (B)	2(A)	2(B)	3(A)	3(A)	3(B)	3(B)	Loans Originated	Loans With	
	Dollar Amount of loans	Number of loans	Dollar Amount of Loans In Default	Loans In Default	Dollar Amount of Foreclosures Filed	Dollar Amount of Foreclosures Closed	Foreclosures Filed	Foreclosures Closed	After 12/31/2002 As Reported in #3	Rate Greater 10% As Reported in #3	
S	The Edgar County Bank and Trust Co.	14,530,169	434	181,150	8	118,544	75,949	3	1	0	0
S	The Egyptian State Bank	5,461,017	239	0	0	0	0	0	0	0	0
S	The Elgin State Bank	11,544,119	182	0	0	86,393	0	1	0	0	0
S	The Elizabeth State Bank	6,066,000	161	23,000	1	45,000	45,000	1	1	0	0
S	The Farmers and Mechanics Bank	59,252,000	1,304	66,694	2	30,193	0	1	0	0	0
S	The Farmers and Merchants State Bank of Virder	8,558,142	244	62,797	2	43,104	0	2	0	1	0
S	The Farmers Bank of Liberty	9,968,000	325	52,000	2	0	0	0	0	0	0
S	The Farmers Bank of Mt Pulaski	7,559,704	169	496,650	9	0	0	0	0	0	0
S	The Farmers State Bank and Trust Company	56,643,174	1,075	444,864	12	171,057	0	2	0	0	0
S	The First Bank and Trust Company of Murphysbo	6,918,000	148	0	0	0	0	0	0	0	0
S	The First Commercial Bank	47,845,109	211	0	0	0	291,504	0	1	0	0
S	The First State Bank of Dongola	7,900,585	183	59,197	2	0	0	0	0	0	0
S	The First State Bank of Grand Chain	2,325,350	65	0	0	67,112	0	1	0	0	0
S	The First State Bank of Winchester, Illinois	3,103,000	150	28,000	2	0	0	0	0	0	0
S	The First Trust and Savings Bank of Watseka	12,784,000	259	32,000	2	0	0	0	0	0	0
S	The Foster Bank	57,878,000	316	0	0	0	0	0	0	0	0
S	The Gerber State Bank	6,500,128	168	0	0	0	0	0	0	0	0
S	The Gifford State Bank	11,904,000	284	148,000	5	0	0	0	0	0	0
S	The Harvard State Bank	45,895,000	527	257,000	3	125,000	125,000	1	1	0	0
S	The Heights Bank	21,262,875	350	146,820	4	32,229	0	1	0	1	0
S	The Hill-Dodge Banking Company	8,236,944	198	105,874	4	0	0	0	0	0	0
S	The Iuka State Bank	4,805,000	143	61,775	2	0	0	0	0	0	0
S	The John Warner Bank	4,044,000	248	0	0	0	0	0	0	0	0
S	The Leaders Bank	12,101,193	31	0	0	0	0	0	0	0	0
S	The Northern Trust Company	2,664,665,159	9,486	4,147,000	31	2,504,522	1,179,773	5	4	0	0
S	The Peoples	16,490,640	170	0	0	0	0	0	0	0	0
S	The Peoples State Bank of Newton, Illinois	20,236,513	660	282,707	15	34,832	66,704	2	4	0	4
S	The Poplar Grove State Bank	7,882,687	144	52,409	1	0	0	0	0	0	0
S	The PrivateBank and Trust Company	202,442,000	420	36,500	1	0	0	0	0	0	0
S	The State Bank of Annawan	2,975,282	80	0	0	0	0	0	0	0	0
S	The State Bank of Blue Mound	1,782,947	50	0	0	0	0	0	0	0	0
S	The State Bank of Geneva	11,568,000	164	0	0	0	0	0	0	0	0
S	The State Bank of Lima	1,796,186	51	55,255	2	0	0	0	0	0	0
S	The State Bank of Pearl City	5,585,510	135	164,057	4	0	0	0	0	0	0
S	The Village Bank	17,067,000	283	81,000	1	81,000	0	1	0	0	0
S	Timewell State Bank	4,520	1	0	0	0	0	0	0	0	0
S	Tompkins State Bank	12,276,530	331	269,009	5	172,249	49,878	3	1	0	0
S	Town & Country Bank	13,593,446	547	30,312	1	0	0	0	0	0	0
S	Town & Country Bank of Springfield	360,777,000	5,585	485,000	9	37,966	396,800	1	4	2	0
S	Town and Country Bank of Quincy	17,111,000	236	327,600	3	0	0	0	0	0	0
S	Trustbank	28,704,633	553	92,504	2	0	0	0	0	0	0
S	UnionBank	387,860,456	5,938	1,467,404	41	747,309	534,508	12	8	0	0
S	United Community Bank, Oakwood	6,517,773	169	0	0	48,000	0	1	0	0	0
S	United Community Bank, Chatham	730,726,000	10,747	3,431,000	69	558,182	490,735	10	15	3	0
S	United Community Bank of Lisle	7,879,323	27	0	0	0	0	0	0	0	0
S	Valley Bank	4,595,332	75	0	0	0	0	0	0	0	0
S	Valley Community Bank	19,127,000	81	0	0	0	0	0	0	0	0
S	Vermilion Valley Bank	11,512,695	292	266,094	6	120,388	0	2	0	0	0
S	Vermont State Bank	2,513,000	93	0	0	0	0	0	0	0	0
S	Villa Grove State Bank	17,430,031	524	9,939	1	0	0	0	0	0	0
S	Villa Park Trust & Savings Bank	145,656,000	2,700	326,503	5	0	0	0	0	0	0
S	Village Bank & Trust	11,529,709	73	0	0	0	0	0	0	0	0
S	Village Bank and Trust	28,412,729	323	0	0	0	0	0	0	0	0
S	Warren-Boynton State Bank	37,892,500	559	0	0	0	0	0	0	0	0
S	Washington State Bank	10,621,605	137	0	0	0	0	0	0	0	0
S	Waterman State Bank	4,266,352	57	0	0	0	0	0	0	0	0
S	Wemple State Bank	4,124,447	92	0	0	0	0	0	0	0	0
S	Wenona State Bank	3,192,555	71	0	0	0	0	0	0	0	0

DEFAULT AND FORECLOSURE REPORT JULY 1, 2004 - DECEMBER 31, 2004

Institution Type	1 (A) Dollar Amount of loans	1 (B) Number of loans	2(A) Dollar Amount of Loans In Default	2(B) Loans In Default	3(A) Dollar Amount of Foreclosures Filed	3(A) Dollar Amount of Foreclosures Closed	3(B) Foreclosures Filed	3(B) Foreclosures Closed	Loans Originated After 12/31/2002 As Reported in #3	Loans With Rate Greater 10% As Reported in #3	
S West Pointe Bank and Trust Company	43,799,745	1,118	572,286	16	14,281	58,757	1	1	0	0	
S West Suburban Bank	388,020,938	9,308	723,979	7	655,815	20,007	2	1	0	0	
S Wheaton Bank & Trust Company	872,871	7	100,000	1	100,000	0	1	0	1	0	
S White Hall Bank	6,083,289	165	105,533	4	0	8,686	0	1	0	0	
S Williamsville State Bank & Trust	37,673,067	696	66,709	2	0	0	0	0	0	0	
S Winfield Community Bank	5,358,576	60	0	0	0	0	0	0	0	0	
S Wyoming Bank & Trust Co.	1,709,700	36	0	0	0	0	0	0	0	0	
	470	26,835,250,974	456,008	103,726,919	1,609	31,061,456	16,216,984	382	225	68	8

DEFAULT AND FORECLOSURE REPORT JULY 1, 2004 - DECEMBER 31, 2004

Institution Type	1 (A) Dollar Amount of loans	1 (B) Number of loans	2(A) Dollar Amount of Loans In Default	2(B) Loans In Default	3(A) Dollar Amount of Foreclosures Filed	3(A) Dollar Amount of Foreclosures Closed	3(B) Foreclosures Filed	3(B) Foreclosures Closed	Loans Originated After 12/31/2002 As Reported in #3	Loans With Rate Greater 10% As Reported in #3
M	1stPalm Financial Services, LLC	24,362,762	294	0	0	0	0	0	0	0
M	21st Mortgage Corporation	870,000	20	0	0	0	0	0	0	0
M	Accredited Home Lenders, Inc.	260,728,071	1,829	3,645,089	32	1,134,954	728,494	12	7	6
M	Aegis Mortgage Corporation	10,790,500	90	1,115,912	10	0	0	0	0	0
M	AEGON USA Real Estate Services, Inc.	2,214,008	30	0	0	0	0	0	0	0
M	AFS Financial, Inc.	502,614	5	0	0	0	0	0	0	0
M	Albion Financial Inc.	0	0	0	0	0	0	0	0	0
M	Amaximis Lending, L. P.	2,392,589	73	48,530	2	0	0	0	0	0
M	American Finance House Lariba, Inc.	1,306,500	8	0	0	0	0	0	0	0
M	American Home Mtg Servicing	2,544,270,744	13,321	19,907,617	137	6,832,515	537,100	27	2	23
M	American Loan Centers	663,740	15	54,067	2	0	63,886	0	1	0
M	American Portfolio Mortgage Corporation	0	0	0	0	0	0	0	0	0
M	Ameriquet Mortgage Company	1,233,972,123	9,311	96,136,510	835	5,412,643	2,008,558	58	35	11
M	AmPro Mortgage Corporation	209,000	1	0	0	0	0	0	0	0
M	AmPro Mortgage Corporation d/b/a WestWorks IV	548,015	4	0	0	0	0	0	0	0
M	APEX Mortgage Corp.	2,008,733	21	114,843	2	0	0	0	0	0
M	Available Mortgage Funding, LLC	0	0	0	0	0	0	0	0	0
M	Bayview Loan Servicing, LLC	38,923,058	407	5,525,577	67	3,124,203	437,179	46	7	13
M	Bravo Credit Corporation	0	0	0	0	0	0	0	0	0
M	CDC Mortgage Capital, Inc.	82,900,166	545	0	0	0	0	0	0	0
M	Celink	337,382	13	7,231	2	0	0	0	0	0
M	Cendant Mortgage Corporation	5,664,428,774	35,351	150,744,416	394	13,965,604	715,482	142	13	35
M	Century 21 Mortgage	0	0	0	0	0	0	0	0	0
M	Chase Manhattan Mortgage Corporation	10,566,564,810	76,060	8,307,568	80	30,923,594	7,030,261	329	69	64
M	Cimarron Mortgage Company	314,555,193	2,027	0	0	0	0	0	0	0
M	CIT Group/Sales Financing, Inc.	62,407,860	711	1,358,464	38	1,430,859	1,503,741	18	9	13
M	CMF Mortgage Co.	9,348,969	139	259,981	7	82,051	82,051	2	2	0
M	Commerce Mortgage Corp.	111,541,722	1,289	273,051	6	50,498	0	1	0	0
M	Concorde Acceptance Corporation	539,097	5	0	0	0	0	0	0	0
M	Countrywide Home Loans Servicing, LP	18,920,325,269	123,719	138,078,617	1,090	98,138,048	13,524,963	675	129	439
M	Crescent Mortgage Company	5,495,492	30	0	0	0	0	0	0	0
M	Crown Mortgage Company	334,198,000	3,278	71,000	15	368,000	0	3	0	1
M	CUNA Mutual Mortgage Corporation	205,518,743	2,158	491,694	5	150,279	150,279	1	1	0
M	DeepGreen Financial, Inc.	773,202	24	0	0	0	0	0	0	0
M	Delmar Financial Company	24,694,963	605	81,600	2	126,605	77,000	2	2	0
M	Dovenmuehle Mortgage Company, L.P.	53,283,906	819	0	0	135,325	135,325	1	1	0
M	Dovenmuehle Mortgage, Inc.	203,269,478	3,170	5,355	2	0	0	0	0	0
M	Draper and Kramer Mortgage Corp.	361,000,000	3,060	597,000	6	959,882	526,821	11	6	0
M	E & I Funding Corp.	0	0	0	0	0	0	0	0	0
M	EMC Mortgage Corporation	1,049,029,920	8,323	81,705,203	790	13,327,996	587,792	114	17	57
M	Emigrant Mortgage Company, Inc.	32,610,000	871	3,459,169	10	1,816,965	0	6	0	2
M	Equity One, Inc.	439,070,733	2,940	12,551,885	113	6,760,607	1,629,813	57	10	30
M	ExtraCo Mortgage	9,243,896	181	156,385	3	120,470	0	2	0	0
M	Fieldstone Mortgage Company	60,632,312	544	1,397,693	19	49,675	67,500	1	1	1
M	Fifth Third Mortgage Company	2,383,527,615	25,792	14,470,108	200	2,369,019	1,706,394	29	22	0
M	First NLC Financial Services, LLC	206,411,400	1,299	22,800	1	0	0	0	0	0
M	First Residential Mortgage Network, Inc.	173,250	1	0	0	0	0	0	0	0
M	FlexPoint Funding	0	0	0	0	0	0	0	0	0
M	Fremont Investment & Loan	759,960,645	5,279	6,111,087	46	11,763,059	93,750	60	1	57
M	GE Mortgage Services, LLC	6,990,565	81	540,222	2	5,387,417	916,206	71	17	0
M	General Electric Capital Corporation	919,882	23	106,696	3	813,186	93,728	20	2	0
M	Gershman Investment Corp.	0	0	0	0	0	0	0	0	0
M	Gilara	0	0	0	0	0	0	0	0	0
M	GMAC Mortgage Corporation	8,322,859,834	63,162	81,060,413	842	27,733,124	9,212,810	255	110	44
M	Golden First Mortgage Corp.	0	0	0	0	0	0	0	0	0
M	Green Tree Servicing LLC	85,491,576	4,948	2,356,169	244	8,910,642	5,249,331	157	91	0
M	GreenPoint Credit, LLC	554,158	11	0	0	554,158	601,807	11	8	0

DEFAULT AND FORECLOSURE REPORT JULY 1, 2004 - DECEMBER 31, 2004

Institution Type	1 (A)	1 (B)	2(A)	2(B)	3(A)	3(A)	3(B)	3(B)	Loans Originated	Loans With
	Dollar Amount of loans	Number of loans	Dollar Amount of Loans In Default	Loans In Default	Dollar Amount of Foreclosures Filed	Dollar Amount of Foreclosures Closed	Foreclosures Filed	Foreclosures Closed	After 12/31/2002 As Reported in #3	Rate Greater 10% As Reported in #3
M	GRP Financial Services Corp.	10,208,272	77	8,953,011	66	0	0	0	0	0
M	Guild Mortgage Company	0	0	0	0	0	0	0	0	0
M	Harbor Financial Group, Ltd.	817,816	133	126,845	25	0	0	0	0	0
M	Heritage Plaza Mortgage, Inc.	0	0	0	0	0	0	0	0	0
M	Home Loan Mortgage Corporation	0	0	0	0	0	0	0	0	0
M	Home Mortgagee Corporation	0	0	0	0	0	0	0	0	0
M	HSBC Mortgage Corporation (USA)	1,605,421,000	5,825	1,541,000	6	234,772	605,448	4	6	1
M	HSBC Mortgage Services Inc.	118,472,813	913	4,209,456	38	2,275,973	66,868	18	1	3
M	Inland Mortgage Servicing Corporation	74,453	3	0	0	0	0	0	0	0
M	Irwin Mortgage Corporation	1,734,125,684	11,264	3,694,870	24	3,271,123	1,085,714	34	11	32
M	James F. Messinger & Company, Inc.	59,242,000	648	154,218	2	71,410	0	1	0	0
M	KB Home Mortgage Company	2,076,108	8	0	0	0	0	0	0	0
M	Litton Loan Servicing, LP	1,501,216,916	12,625	44,031,442	426	98,002,807	14,794,134	847	133	0
M	LoanCare Servicing Center, Inc.	79,350,893	665	1,108,292	8	259,039	0	1	0	0
M	Long Beach Mortgage Company	878,269,869	6,647	74,960,386	611	27,996,925	24,232,683	208	209	147
M	M & T Mortgage Corporation	78,604,648	806	2,361,872	11	1,819,250	0	8	0	8
M	Majestic Funding Company	0	0	0	0	0	0	0	0	0
M	Merrill Lynch Credit Corporation	56,553,000	1,062	10,000	1	0	0	0	0	0
M	Midwest Loan Services, Inc.	301,626,359	1,761	265,440	2	113,766	0	1	0	0
M	Morgan Stanley Dean Witter Credit Mortgage Center L.C.	462,202,802	2,852	208,157	9	0	0	0	0	0
M	Mortgage Lenders Network USA, Inc.	13,430,528	91	83,422	1	0	252,139	0	2	0
M	Mountain States Mortgage Center, Inc.	226,415,744	2,705	8,760,026	121	4,463,127	1,514,654	59	22	21
M	Nationwide Advantage Mortgage Company	964,646	19	60,568	1	0	0	0	0	0
M	Neighborhood Lending Services, Inc.	35,575,379	510	417,271	7	106,300	170,000	4	2	0
M	New Century Mortgage Corporation	0	0	0	0	197,653	90,961	5	1	0
M	New State Mortgage, LLC	666,139,559	4,860	6,950,235	57	1,919,483	0	11	0	0
M	Northview Mortgage, LLC	5,713,902	38	0	0	0	0	0	0	0
M	NoteWorld Servicing Center	0	0	0	0	0	0	0	0	0
M	NovaStar Mortgage, Inc.	4,071,732	36	0	0	0	0	0	0	0
M	Ocwen Loan Servicing, LLC	212,566,135	1,502	3,815,312	36	3,786,249	736,063	30	7	19
M	Opteum Financial Services, LLC	0	0	0	0	0	0	0	0	0
M	Origen Servicing, Inc.	5,434,945	29	0	0	0	0	0	0	0
M	PHH Mortgage Services	0	0	0	0	0	0	0	0	0
M	Premium Capital Funding, LLC	0	0	0	0	0	0	0	0	0
M	Primary Capital Advisors, LC	0	0	0	0	0	0	0	0	0
M	Provident Funding Group, Inc.	979,480,284	5,026	398,626	2	493,095	0	3	0	2
M	Quest Asset Management, Inc.	0	0	0	0	0	0	0	0	0
M	Real Estate Mortgage Network, Inc.	0	0	0	0	0	0	0	0	0
M	River Valley Mortgage Corp.	270,000	2	0	0	0	0	0	0	0
M	Sallie Mae Home Loans, Inc.	0	0	0	0	0	0	0	0	0
M	Saxon Mortgage Services, Inc.	700,000	7	0	0	0	0	0	0	0
M	Select Portfolio Servicing, Inc.	760,472,986	5,493	40,700,969	338	16,852,110	3,099,750	122	38	106
M	SLM Financial Corporation	3,325,363,015	21,149	879,231,999	5,459	34,639,361	38,403,109	414	433	1
M	SN Servicing Corporation	0	0	0	0	0	0	0	0	0
M	Sunshine Mortgage Corporation	36,762,096	657	12,649,583	292	7,165,276	1,954,134	107	26	6
M	SunTrust Mortgage, Inc.	0	0	0	0	0	0	0	0	0
M	Taylor, Bean & Whitaker Mortgage Corporation	1,460,177,937	10,039	372,231	3	1,741,902	1,538,600	16	12	2
M	The Mortgage Savings Program	340,777,692	1,935	0	0	2,438,806	677,166	19	10	28
M	The Mortgage Service Center	0	0	0	0	0	0	0	0	0
M	The New York Mortgage Company, LLC	190,790,359	501	0	0	0	0	0	0	0
M	Trustcorp Mortgage Company	0	0	0	0	0	0	0	0	0
M	U. S. Mortgage	17,607,680	196	268,825	4	46,253	0	1	0	0
M	United Financial Mortgage Corp.	4,951,930	102	384,717	6	384,717	0	6	0	0
M	United Mortgage and Loan Investment, LLC	475,236,202	2,819	96,447	1	0	0	0	0	0
M	Universal Mortgage Corporation	6,802,770	253	5,355,054	181	214,031	140,636	6	2	0
M	UST Mortgage Company	281,456,868	1,941	2,159,832	15	734,050	151,905	5	1	1
M	Vanguard Banc, Inc.	4,400,000	3	0	0	0	0	0	0	3
M		0	0	0	0	0	0	0	0	0

DEFAULT AND FORECLOSURE REPORT JULY 1, 2004 - DECEMBER 31, 2004

Institution Type	1 (A) Dollar Amount of loans	1 (B) Number of loans	2(A) Dollar Amount of Loans In Default	2(B) Loans In Default	3(A) Dollar Amount of Foreclosures Filed	3(A) Dollar Amount of Foreclosures Closed	3(B) Foreclosures Filed	3(B) Foreclosures Closed	Loans Originated After 12/31/2002 As Reported in #3	Loans With Rate Greater 10% As Reported in #3	
M Washtenaw Mortgage Company	163,647,367	1,107	832,821	6	559,561	49,500	4	1	0	0	
M Wendover Financial Services Corporation	18,712,862	189	4,752,179	85	1,481,642	419,494	18	5	0	1	
M Wilshire Credit Corporation	298,598,510	4,544	35,248,475	529	19,082,825	6,336,000	240	85	155	29	
M WMC Mortgage Corp.	177,978,640	1,223	3,262,575	43	631,844	341,321	8	7	0	10	
	119	71,005,183,670	504,152	1,778,188,108	13,423	473,424,728	144,340,550	4,311	1,577	1,330	982

DEFAULT AND FORECLOSURE REPORT JULY 1, 2004 - DECEMBER 31, 2004

Institution Type	1 (A) Dollar Amount of loans	1 (B) Number of loans	2(A) Dollar Amount of Loans In Default	2(B) Loans In Default	3(A) Dollar Amount of Foreclosures Filed	3(A) Dollar Amount of Foreclosures Closed	3(B) Foreclosures Filed	3(B) Foreclosures Closed	Loans Originated After 12/31/2002 As Reported in #3	Loans With Rate Greater 10% As Reported in #3
---------------------	------------------------------------	-----------------------------	--	-----------------------------	--	---	-------------------------------	--------------------------------	---	---

ENTITIES FAILING TO FILE

DEFAULT AND FORECLOSURE REPORT JULY 1, 2004 - DECEMBER 31, 2004

S	Alpine Bank of Illinois	Rockford	IL							
M	AMC Mortgage Corp.	Jacksonville	FL							
S	Area Bank	Rosiclare	IL							
S	Bank & Trust Company	Litchfield	IL							
S	Bank of Dwight	Dwight	IL							
S	Bank of Yates City	Yates City	IL							
S	Farmers State Bank of Alto Pass, IL	Alto Pass	IL							
S	First State Bank of Dix	Dix	IL							
S	First Trust & Savings Bank of Albany, Illinois	Albany	IL							
M	Franklin Mortgage Funding	Southfield	MI							
M	HomeComings Financial Network, Inc.	Minneapolis	MN							
S	Kent Bank	Kent	IL							
M	Lake Mortgage Company, Inc.	Merrillville	IN							
M	Metwest Mortgage Services, Inc.	Spokane	WA							
S	Midwest Bank and Trust Company	Elmwood Park	IL							
M	Mortgage Clearing Corporation	Tulsa	OK							
S	Pan American Bank	Chicago	IL							
S	Port Byron State Bank	Port Byron	IL							
M	PSB Lending Corp.	Plano	TX							
M	ResMAE Mortgage Corporation	Brea	CA							
S	Rockford Bank and Trust Company	Rockford	IL							
M	Specialized Loan Servicing, LLC	Highlands Ranch	CO							
S	State Bank of Paw Paw	Paw Paw	IL							
M	Sterling Capital Mortgage Company	Houston	TX							
S	The Bank of Carbondale	Carbondale	IL							
M	Tribeca Lending Corp.	New York	NY							
M	World Wide Financial Services	Southfield	MI							

DEFAULT AND FORECLOSURE REPORT JANUARY 1, 2005 - JUNE 30, 2005

Institution Type	1 (A)	1 (B)	2(A)	2(B)	3(A)	3(A)	3(B)	3(B)	Loans Originated	Loans With
	Dollar Amount of loans	Number of loans	Dollar Amount of Loans In Default	Loans In Default	Dollar Amount of Foreclosures Filled	Dollar Amount of Foreclosures Closed	Foreclosures Filed	Foreclosures Closed	After 12/31/2002 As Reported in #3	Rate Greater 10% As Reported in #3
T	3,325,179,972	46,936	13,744,664	263	3,158,716	1,151,346	41	25	1	0
F	0	0	0	0	0	0	0	0	0	0
M	46,804,297,783	362,144	1,541,630,965	14,072	495,127,551	176,203,451	4,324	1,644	597	846
S	21,632,766,062	292,082	95,972,307	1,423	24,021,792	10,558,659	341	188	14	9
Total	71,762,243,817	701,162	1,651,347,936	15,758	522,308,059	187,913,456	4,706	1,857		
T	Allied First Bank, sb	1218800	5	0	0	0	0	0	0	0
T	American Savings Bank of Danville, Illinois	29119000	388	184000	3	0	0	0	0	0
T	American Union Savings and Loan Association	1492000	17	0	0	0	0	0	0	0
T	Arcola Homestead Savings Bank	553374	22	0	0	0	0	0	0	0
T	Beardstown Savings, s.b.	29109095	683	423256	9	349000	55889	6	2	0
T	Capaha Bank, S.B	5858704	196	22067	1	0	0	0	0	0
T	Citizen	93755000	1325	329000	4	44250	0	1	0	0
T	Collinsville Building and Loan Association	53275775	761	0	0	0	0	0	0	0
T	Columbus Savings Bank	4793864	41	0	0	0	0	0	0	0
T	Community Savings Bank	162852000	1943	603000	6	0	0	0	0	0
T	DeWitt Savings Bank	47155352	788	429454	9	0	0	0	0	0
T	EFS Bank	353713729	2822	1365143	7	0	0	0	0	0
T	Eureka Savings Bank	179428000	3009	1507407	28	0	0	0	0	0
T	First Bank & Trust, S.B.	111913349	2466	337737	12	91050	63600	3	2	0
T	First Savanna Savings Bank	5687695	150	134254	5	32750	32750	1	1	0
T	First Savings Bank	19934000	437	149000	5	0	0	0	0	0
T	First Savings Bank of Hegewisch	125000000	1000	0	0	0	0	0	0	0
T	Flora Savings Bank	13567000	388	291000	11	0	106000	0	2	0
T	George Washington Savings Bank	27951000	320	311000	4	0	0	0	0	0
T	Harvard Savings Bank	71098175	951	1143774	8	0	0	0	0	0
T	Howard Savings Bank	0	0	0	0	0	0	0	0	0
T	Hoyne Savings Bank	201472391	2016	107598	1	20385	0	1	0	0
T	Jacksonville Savings Bank	221590661	4543	1069023	27	446159	551040	9	11	0
T	Liberty Bank for Savings	249834074	2001	120791	1	0	0	0	0	0
T	Lincoln Park Savings Bank	83216958	606	907782	5	774035	100891	4	1	0
T	Lincoln State Bank, S. B.	107821000	1029	170000	2	0	0	0	0	0
T	Lisle Savings Bank	359811000	3196	1186	6	483000	0	1	0	0
T	Marion County Savings Bank	30962000	792	390000	18	41000	113000	1	3	0
T	McHenry Savings Bank	151077280	1381	358960	4	0	0	0	0	0
T	Milford Building and Loan Association	10101000	468	306000	8	167000	61000	4	1	0
T	Morris Building and Loan, s.b.	16961000	609	116000	1	0	124825	1	0	0
T	Mount Morris Savings and Loan Association	21436500	536	250500	6	123022	0	2	0	0
T	Nashville Savings Bank	8431000	148	35000	1	0	0	0	0	0
T	Nokomis Savings Bank	726862	28	0	0	0	0	0	0	0
T	North County Savings Bank	13874000	193	48248	2	32363	0	1	0	0
T	Pekin Savings Bank	65555136	1184	523455	8	254800	39100	2	1	0
T	Pulaski Savings Bank	28737212	276	0	0	0	0	0	0	0
T	Rantoul First Bank, s.b.	9918376	207	55677	2	0	0	0	0	0
T	Royal Savings Bank	17964674	273	0	0	0	0	0	0	0
T	Security Bank, S.B.	54322222	2808	213842	5	0	0	0	0	0
T	Security Savings Bank	36978586	1125	575244	23	119535	0	3	0	0
T	South End Savings, s.b.	8826000	156	0	0	0	0	0	0	0
T	Streator Home Building and Loan Association	55123070	1365	194910	3	55542	28076	1	1	0
T	Tremont Savings Bank	26348953	383	142414	4	0	0	0	0	0
T	Twin Oaks Savings Bank	42979724	508	0	0	0	0	0	0	0
T	Union Savings Bank	74516	535	1080	13	0	0	0	0	0
T	Wabash Savings Bank	3204000	100	0	0	0	0	0	0	0
T	Washington Savings Bank	78818865	1473	420862	9	0	0	0	0	0
T	Waukegan Savings and Loan, S.B.	65144000	1075	0	0	0	0	0	0	0
T	West Town Savings Bank	16393000	210	506000	2	0	0	0	0	0

DEFAULT AND FORECLOSURE REPORT JANUARY 1, 2005 - JUNE 30, 2005

Institution Type	1 (A)	1 (B)	2(A)	2(B)	3(A)	3(A)	3(B)	3(B)	Loans Originated	Loans With	
	Dollar Amount of loans	Number of loans	Dollar Amount of Loans In Default	Loans In Default	Dollar Amount of Foreclosures Filed	Dollar Amount of Foreclosures Closed	Foreclosures Filed	Foreclosures Closed	After 12/31/2002 As Reported in #3	Rate Greater 10% As Reported in #3	
S	1St Community Bank	5476893	128	0	0	0	32000	0	1	0	1
S	1St Equity Bank	31222304	171	20495	1	0	0	0	0	0	0
S	1st Equity Bank Northwest	5091125	24	0	0	0	0	0	0	0	0
S	1st State Bank of Mason City	4090496	146	0	0	0	0	0	0	0	0
S	Allegiance Community Bank	6220847	108	758922	1	0	0	0	0	0	0
S	Alpha Community Bank	33353000	915	584000	4	0	0	0	0	0	0
S	Alpine Bank of Illinois	513964946	6168	1013919	15	996177	316885	12	5	0	0
S	Amalgamated Bank of Chicago	31148242	456	0	0	0	0	0	0	0	0
S	American Chartered Bank	214350935	1576	226000	2	629000	0	2	0	0	0
S	American Community Bank & Trust	26675819	316	0	0	0	0	0	0	0	0
S	American Eagle Bank	2333400	6	0	0	150000	0	1	0	1	0
S	American Enterprise Bank	39488000	270	0	0	0	0	0	0	0	0
S	American Heartland Bank and Trust	9251000	50	0	0	0	0	0	0	0	0
S	American Metro Bank	8370291	69	97292	2	0	0	0	0	0	0
S	Americaunited Bank and Trust Company USA	4611390	82	0	0	0	0	0	0	0	0
S	Amerimark Bank	220780	460	0	0	0	0	0	0	0	0
S	Anchor State Bank	1202533	27	0	0	0	0	0	0	0	0
S	Andalusia Community Bank	13240719	207	162050	1	0	0	0	0	0	0
S	Anderson State Bank	5033000	125	0	0	0	0	0	0	0	0
S	Anna State Bank	11449317	269	133737	4	0	0	0	0	0	0
S	Apple River State Bank	53929102	643	281411	5	0	0	0	0	0	0
S	Archer Bank	49750123	392	0	0	0	0	0	0	0	0
S	Area Bank	6003309	201	184209	8	0	0	0	0	0	0
S	Athens State Bank	17850000	312	146000	3	0	0	0	0	0	0
S	Austin Bank of Chicago	11931300	276	0	0	10167	0	1	0	0	0
S	Bank & Trust Company	43819824	1064	158310	7	22919	23904	1	1	0	0
S	Bank of Bluffs	9529553	270	143571	5	0	91082	2	0	0	0
S	Bank of Bourbonnais	4672748	82	0	0	0	0	0	0	0	0
S	Bank of Calhoun County	12109267	313	261262	12	156282	39127	3	2	0	0
S	Bank of Chestnut	4951461	107	140064	3	0	0	0	0	0	0
S	Bank of Dwight	8460000	154	69800	3	0	0	0	0	0	0
S	Bank of Farmington	10524611	199	179422	3	82246	82246	1	1	0	0
S	Bank of Gibson City	3296425	94	32355	1	0	0	0	0	0	0
S	Bank of Illinois	22741944	295	33849	2	49846	0	1	0	0	0
S	Bank of Kampsville	18355626	422	36209	1	0	0	0	0	0	0
S	Bank of Kenney	147373	7	0	0	0	0	0	0	0	0
S	Bank of Lincolnwood	34249358	299	1047263	1	0	0	0	0	0	0
S	Bank of Modesto	2646305	80	12517	1	0	0	0	0	0	0
S	Bank of Montgomery	6384737	92	0	0	0	0	0	0	0	0
S	Bank of O	74094163	869	26997	1	0	0	0	0	0	0
S	Bank of Palatine	12843375	130	0	0	0	0	0	0	0	0
S	Bank of Pontiac	112284164	2554	786743	12	130915	40582	2	1	0	0
S	Bank of Quincy	34744365	457	213911	3	0	84103	0	2	0	0
S	Bank of Rantoul	14286122	312	145012	2	0	0	0	0	0	0
S	Bank of Shorewood	17833453	339	0	0	0	0	0	0	0	0
S	Bank of Springfield	535404196	7675	450461	9	30000	95200	1	2	0	0
S	Bank of Stronghurst	5420000	146	0	0	0	0	0	0	0	0
S	Bank of Warrensburg	3430817	118	40442	2	23673	0	1	0	0	0
S	Bank of Waukegan	57308000	1071	352000	6	0	115000	0	1	1	0
S	Bank of Yates City	5250627	118	51433	1	0	0	0	0	0	0
S	BankOrion	20877692	385	0	0	0	0	0	0	0	0
S	Banterra Bank	141476000	3750	95500	4	264138	152049	5	5	1	0
S	Benchmark Bank	24246409	409	26796	2	0	0	0	0	0	0
S	Better Banks	66883000	860	24000	1	0	0	0	0	0	0
S	Blackhawk State Bank	73991651	1333	226430	4	0	0	0	0	0	0
S	Bloomington Bank and Trust	34219000	206	0	0	0	0	0	0	0	0
S	Brickyard Bank	11389584	47	1120595	2	0	0	0	0	0	0
S	Bridgeview Bank Group	97809885	549	977256	3	0	0	0	0	0	0
S	Brimfield Bank	10148907	186	18543	1	0	0	0	0	0	0
S	Broadway Bank	26631500	116	0	0	0	0	0	0	0	0

DEFAULT AND FORECLOSURE REPORT JANUARY 1, 2005 - JUNE 30, 2005

Institution Type	1 (A)	1 (B)	2(A)	2(B)	3(A)	3(A)	3(B)	3(B)	Loans Originated	Loans With	
	Dollar Amount of loans	Number of loans	Dollar Amount of Loans In Default	Loans In Default	Dollar Amount of Foreclosures Filed	Dollar Amount of Foreclosures Closed	Foreclosures Filed	Foreclosures Closed	After 12/31/2002 As Reported in #3	Rate Greater 10% As Reported in #3	
S	Brown County State Bank	11859266	256	163000	3	29540	29540	1	1	0	0
S	Buckley State Bank	1274000	32	0	0	0	0	0	0	0	0
S	Buffalo Prairie State Bank	1090000	21	0	0	0	0	0	0	0	0
S	Builders Bank	4385725	3	0	0	0	0	0	0	0	0
S	Burling Bank	13964865	91	0	0	0	0	0	0	0	0
S	Busey Bank	1414746542	19061	3289313	89	777369	377290	9	5	0	0
S	Byron Bank	222433219	5423	332500	7	0	0	0	0	0	0
S	C P Burnett & Sons Bankers	5476335	214	0	0	0	15000	0	1	0	0
S	Cambridge Bank	38609916	523	0	0	0	0	0	0	0	0
S	Camp Grove State Bank	216460	4	0	0	0	0	0	0	0	0
S	Campus State Bank	5630000	101	0	0	0	0	0	0	0	0
S	Carrollton Bank	182753425	2845	42076	1	0	84652	0	1	1	0
S	Carterville State and Savings Bank	9933000	264	34000	1	0	0	0	0	0	0
S	Casey State Bank	32199263	724	18731	1	0	0	0	0	0	0
S	Central Bank	7214038	182	170507	3	0	0	0	0	0	0
S	Central Bank Illinois	74701148	1070	85047	4	0	0	0	0	0	0
S	Central Illinois Bank	6262000	279	87368	2	177015	0	4	0	0	0
S	Central State Bank	21000000	675	383000	14	0	0	0	0	0	0
S	Centrue Bank	187767514	3282	2244332	16	169566	169566	4	4	0	0
S	Chesterfield State Bank	2466798	96	65480	3	0	0	0	0	0	0
S	Chicago Community Bank	67957018	508	1861722	14	84844	133836	1	1	0	0
S	Cissna Park State Bank	3672288	69	0	0	0	0	0	0	0	0
S	Citizens Bank & Trust Company of Chicago	9865816	39	0	0	0	0	0	0	0	0
S	Citizens Bank of Chatsworth	5141000	126	0	0	0	0	0	0	0	0
S	Citizens Bank of Edinburg	4602321	108	0	0	0	0	0	0	0	0
S	Citizens Community Bank	43599500	784	733604	7	0	0	0	0	0	0
S	Citizens Community Bank Of Decatur	1600000	35	0	0	0	0	0	0	0	0
S	Citizens Community Bank of Illinois	16186816	426	238386	1	0	0	0	0	0	0
S	Citizens First State Bank of Walnut	24153446	352	17320	1	0	0	0	0	0	0
S	Citizens State Bank	10718052	290	253192	5	260047	0	4	0	0	0
S	Citizens State Bank of Cropsey	4087132	75	6691	1	0	0	0	0	0	0
S	Citizens State Bank of Milford	686939	17	0	0	0	0	0	0	0	0
S	Citizens State Bank of Shipman	8223956	203	206525	5	0	0	0	0	0	0
S	Clay County State Bank	7938988	225	71736	2	0	0	0	0	0	0
S	Clover Leaf Bank	51743747	603	178760	3	0	55697	0	1	0	0
S	Colchester State Bank	5426282	162	295114	8	0	0	0	0	0	0
S	Cole Taylor Bank	235132391	3330	7990340	46	1096305	0	7	0	0	0
S	Commercial State Bank of Waterloo	105978663	1250	81000	1	0	0	0	0	0	0
S	Community Bank	8734349	306	64000	1	133108	71127	4	2	0	0
S	Community Bank	15163649	269	100840	1	0	0	0	0	0	0
S	Community Bank of Easton	1696000	29	0	0	0	0	0	0	0	0
S	Community Bank of Elmhurst	7513322	43	0	0	0	0	0	0	0	0
S	Community Bank of Galesburg	10923950	220	46602	1	46602	0	1	0	0	0
S	Community Bank of Lawndale	3307000	49	8200	1	0	0	0	0	0	0
S	Community Bank of Lemont	3766781	22	0	0	0	0	0	0	0	0
S	Community Bank of Pittsfield	2866470	61	0	0	0	0	0	0	0	0
S	Community Bank of Trenton	19967596	322	182819	4	0	212500	0	4	0	0
S	Community Banks of Shelby County	4015268	129	0	0	0	0	0	0	0	0
S	Community Bank-Wheaton/Glen Ellyn	53825000	682	870000	0	75000	0	1	0	0	0
S	Community First Bank	18529000	187	0	0	0	0	0	0	0	0
S	Community State Bank	7417000	219	152000	3	21000	0	1	0	0	0
S	Community State Bank of Plymouth	512354	27	0	0	0	0	0	0	0	0
S	Community State Bank of Rock Falls	26037080	641	601182	10	248138	37304	4	1	0	0
S	Community Trust Bank	24297000	795	0	0	0	0	0	0	0	0
S	Corn Belt Bank and Trust Company	18646683	229	43700	1	58699	59136	2	1	0	0
S	Cosmopolitan Bank and Trust	18964203	85	48500	1	0	97931	0	1	0	0
S	Country Bank	2424000	56	0	0	0	0	0	0	0	0
S	Crossroads Bank	14418622	297	0	0	0	0	0	0	0	0
S	Delaware Place Bank	2058154	36	0	0	0	0	0	0	0	0
S	Devon Bank	54169866	563	65192	3	0	0	0	0	0	0
S	Dewey State Bank	3094367	71	59863	1	59863	0	1	0	0	0

DEFAULT AND FORECLOSURE REPORT JANUARY 1, 2005 - JUNE 30, 2005

Institution Type	1 (A)	1 (B)	2(A)	2(B)	3(A)	3(A)	3(B)	3(B)	Loans Originated	Loans With
	Dollar Amount of loans	Number of loans	Dollar Amount of Loans In Default	Loans In Default	Dollar Amount of Foreclosures Filed	Dollar Amount of Foreclosures Closed	Foreclosures Filed	Foreclosures Closed	After 12/31/2002 As Reported in #3	Rate Greater 10% As Reported in #3
S Du Quoin State Bank	17949696	1118	115006	4	158783	91154	3	2	0	0
S Durand State Bank	11223995	234	216329	2	146031	102725	1	1	0	0
S Edens Bank	46657750	309	1041266	3	0	0	0	0	0	0
S Edgebrook Bank	900826	4	0	0	0	0	0	0	0	0
S Elkhaville State Bank	636973	25	0	0	0	0	0	0	0	0
S Erie State Bank	5909000	83	0	0	0	0	0	0	0	0
S Evergreen Community Bank	24199010	340	0	0	0	0	0	0	0	0
S Exchange State Bank	7365782	169	22429	1	0	0	0	0	0	0
S Fairview State Banking Company	3335655	116	48709	2	0	0	0	0	0	0
S Family Bank and Trust Co.	11198084	89	365177	2	180000	0	1	0	0	0
S Farmer City State Bank	8661089	200	133671	3	67320	23586	1	2	0	0
S Farmers & Merchants Bank of Hutsonville	3090493	91	0	0	0	0	0	0	0	0
S Farmers and Merchants State Bank of Bushnell	11797568	271	96544	2	0	0	0	0	0	0
S Farmers and Traders State Bank	4611895	62	0	0	0	0	0	0	0	0
S Farmers State Bank	10156691	212	340565	8	0	0	0	0	0	0
S Farmers State Bank	47609896	936	0	0	0	162475	0	2	0	0
S Farmers State Bank & Trust Co	6731000	181	103500	4	0	0	0	0	0	0
S Farmers State Bank of Alto Pass, Illinois	40361140	972	625151	7	0	22300	0	1	0	0
S Farmers State Bank of Camp Point	4250745	92	0	0	0	0	0	0	0	0
S Farmers State Bank of Danforth	10224054	285	0	0	0	0	0	0	0	0
S Farmers State Bank of Emden	589000	16	0	0	0	0	0	0	0	0
S Farmers State Bank of Fulton County	7404000	163	152500	3	69262	0	2	0	0	0
S Farmers State Bank of Hoffman	21027090	611	378612	7	0	231943	0	6	1	0
S Farmers State Bank of Medora	1035606	30	0	0	0	0	0	0	0	0
S Farmers State Bank of Somonauk	33614756	822	45339	1	0	0	0	0	0	0
S Farmers State Bank of Sublette	5530294	133	203844	5	0	0	0	0	0	0
S Farmers State Bank of Western Illinois	11201444	382	41481	2	76500	129550	2	4	0	1
S Farmers State Bank, Astoria	2597115	148	0	0	0	0	0	0	0	0
S Fayette County Bank	1321613	46	38296	2	0	0	0	0	0	0
S Federated Bank	7168750	193	112198	4	0	0	0	0	0	0
S First Bank & Trust	15015000	61	0	0	0	0	0	0	0	0
S First Bank and Trust Company of Illinois	18588000	124	1766000	11	0	0	0	0	0	0
S First Bank of Highland Park	87430319	545	0	0	0	0	0	0	0	0
S First Bank of Oak Park	3629136	55	50641	1	0	0	0	0	0	0
S First Choice Bank	11866372	141	0	0	0	0	0	0	0	0
S First Collinsville Bank	206313388	2503	477924	8	0	275000	0	2	0	0
S First Community Bank	4438993	30	82603	1	82603	0	1	0	0	0
S First Community Bank and Trust	13632034	182	0	0	0	0	0	0	0	0
S First Community Bank of Hillsboro	11003177	296	140159	3	0	0	0	0	0	0
S First Community Bank of Joliet	2838325	39	0	0	0	0	0	0	0	0
S First Community Bank, Xenia-Flora	19517000	1010	0	0	0	0	0	0	0	0
S First Community State Bank	5181000	78	0	0	0	0	0	0	0	0
S First County Bank	187675974	2968	130165	1	130165	0	1	0	0	0
S First DuPage Bank	11359520	54	0	0	0	0	0	0	0	0
S First Farmers State Bank	8310554	139	53991	1	0	0	0	0	0	0
S First Illinois Bank	2477269	37	5125	1	0	0	0	0	0	0
S First Midwest Bank	341150932	6016	1911235	51	825983	81539	51	2	0	0
S First Nations Bank	26815075	242	139397	1	0	273000	0	1	0	0
S First Personal Bank	28125000	187	58000	1	0	0	0	0	0	0
S First Security Bank	11928606	219	155915	4	0	76475	0	1	0	0
S First Security Trust and Savings Bank	35088000	265	277500	7	0	0	0	0	0	0
S First Southern Bank	32607000	543	69000	2	0	25859	0	1	0	1
S First State Bank	130043881	1992	228629	5	0	0	0	0	0	0
S First State Bank	76508274	1182	277293	6	0	96256	0	2	0	0
S First State Bank of Beardstown	9685000	330	47072	1	47072	0	1	0	0	0
S First State Bank of Beecher City	10323500	343	115863	5	0	0	0	0	0	0
S First State Bank of Biggsville	3236214	85	0	0	0	0	0	0	0	0
S First State Bank of Bloomington	21264033	252	225736	2	0	42638	0	1	1	0
S First State Bank of Campbell Hill	14111630	361	102295	3	0	0	0	0	0	0
S First State Bank of Dix	8706685	159	166181	4	53954	0	1	0	0	0
S First State Bank of Eldorado	8439616	327	138247	9	0	0	0	0	0	0

DEFAULT AND FORECLOSURE REPORT JANUARY 1, 2005 - JUNE 30, 2005

Institution Type	1 (A)	1 (B)	2(A)	2(B)	3(A)	3(A)	3(B)	3(B)	Loans Originated	Loans With
	Dollar Amount of loans	Number of loans	Dollar Amount of Loans In Default	Loans In Default	Dollar Amount of Foreclosures Filed	Dollar Amount of Foreclosures Closed	Foreclosures Filed	Foreclosures Closed	After 12/31/2002 As Reported in #3	Rate Greater 10% As Reported in #3
S	First State Bank of Forrest	20051123	810	312039	9	0	0	0	0	0
S	First State Bank of Olmsted	5799000	153	0	0	0	0	0	0	0
S	First State Bank of Red Bud	39402097	555	0	0	0	0	0	0	0
S	First State Bank of Round Lake	19510000	403	101000	2	32632	32632	1	1	0
S	First State Bank of St Peter	2108008	68	0	0	0	0	0	0	0
S	First State Bank of Van Orin	2538168	59	22797	2	0	0	0	0	0
S	First State Bank of West Salem	2100157	65	33260	1	0	0	0	0	0
S	First State Bank of Western Illinois	20524500	614	48993	2	31162	0	1	0	0
S	First State Bank Shannon-Polo	46776390	766	63898	2	0	0	0	0	0
S	First Trust & Savings Bank of Albany, Illinois	9665424	235	0	0	0	0	0	0	0
S	First Trust Bank of Illinois	53563059	769	27721	4	0	0	0	0	0
S	First United Bank	73142200	546	0	0	0	0	0	0	0
S	Flanagan State Bank	15951019	655	100020	1	0	0	0	0	0
S	Flora Bank & Trust	17711487	497	501171	17	53015	15672	3	1	0
S	Forreston State Bank	15601913	344	46640	1	0	0	0	0	0
S	Founders Bank	36845000	395	387000	3	560000	0	4	0	0
S	Franklin Bank	4768438	138	0	0	0	0	0	0	0
S	Franklin Grove Bank	0	0	0	0	0	0	0	0	0
S	Galena State Bank & Trust Co	40460225	570	313555	3	0	0	0	0	0
S	Gateway Community Bank	5380660	72	34287	1	0	0	0	0	0
S	German-American State Bank	20031000	428	27	1	18000	18000	1	1	0
S	Germantown Trust & Savings Bank	48732566	925	0	0	0	0	0	0	0
S	Glasford State Bank	4802092	178	0	0	0	0	0	0	0
S	Glenview State Bank	132920000	1499	118000	2	0	0	0	0	0
S	Golden State Bank	2338000	50	0	0	0	0	0	0	0
S	Goodfield State Bank	9964734	122	0	0	49000	0	1	0	0
S	GreatBank	18849734	211	356799	3	0	0	0	0	0
S	Greater Chicago Bank	6451082	77	76487	1	76487	0	1	0	0
S	Greater North Bank	2251016	24	0	0	0	0	0	0	0
S	Grundy Bank	107366000	1429	0	0	169980	0	1	0	0
S	H F Gehant Banking Co	6021537	101	11000	1	0	0	0	0	0
S	Hardware State Bank	1863000	63	0	0	0	0	0	0	0
S	Hartsburg State Bank	2095000	43	0	0	0	0	0	0	0
S	Heartland Bank and Trust Company	133529500	2607	370500	5	62360	38379	2	1	0
S	Henry State Bank	9382000	219	27500	1	0	0	0	0	0
S	Heritage Bank	59840000	729	48000	1	0	0	0	0	0
S	Heritage Bank of Central Illinois	32536500	663	18784	1	0	0	0	0	0
S	Heritage Bank of Schaumburg	36632500	414	0	0	0	0	0	0	0
S	Heritage Community Bank	80976500	1225	401707	2	0	141000	0	1	0
S	Heritage State Bank	10009385	202	0	0	0	0	0	0	0
S	Herrin Security Bank	24819074	581	285641	7	86287	0	3	0	0
S	Highland Community Bank	10616500	125	135482	2	0	0	0	0	0
S	Hinsbrook Bank and Trust	11615059	63	0	0	0	0	0	0	0
S	Holcomb State Bank	13129000	474	0	0	0	0	0	0	0
S	Homestar Bank	623664642	7332	1412365	18	563326	192253	7	2	0
S	Hyde Park Bank and Trust Company	15300617	54	0	0	0	0	0	0	0
S	Illini Bank	70674741	1520	652980	14	200836	76853	5	3	0
S	Illini State Bank	10311201	216	29920	1	29920	0	1	0	0
S	Illinois Community Bank	17763000	324	147000	2	0	0	0	0	0
S	Illinois State Bank	8235930	32	0	0	0	0	0	0	0
S	Independent Bankers	0	0	0	0	0	0	0	0	0
S	Inland Bank and Trust	33390781	282	629802	13	74725	0	1	0	0
S	Interstate Bank	25679061	278	434991	3	0	0	0	0	0
S	Ipava State Bank	12407000	287	121000	2	0	0	0	0	0
S	Iroquois Farmers State Bank	4656271	108	45246	2	0	0	0	0	0
S	Itasca Bank & Trust Co	34759498	232	55623	1	0	0	0	0	0
S	Jersey State Bank	60085405	997	530998	4	0	66235	0	1	0
S	Joy State Bank	5133216	166	80689	3	0	0	0	0	0
S	Kent Bank	18643500	909	97049	2	0	428486	0	11	0
S	Kinderhook State Bank	2875031	86	227982	4	104786	0	1	0	0
S	La Salle State Bank	24386298	530	18974	1	0	0	0	0	0

DEFAULT AND FORECLOSURE REPORT JANUARY 1, 2005 - JUNE 30, 2005

Institution	1 (A)	1 (B)	2(A)	2(B)	3(A)	3(A)	3(B)	3(B)	Loans Originated	Loans With
	Dollar Amount	Number	Dollar Amount	Loans	Dollar Amount of	Dollar Amount of	Foreclosures	Foreclosures	After 12/31/2002	Rate Greater 10%
Type	of loans	of loans	of Loans In Default	In Default	Foreclosures Filed	Foreclosures Closed	Filed	Closed	As Reported in #3	As Reported in #3
S	Labe Bank	41892295	417	312637	4	0	0	0	0	0
S	Lake Forest Bank & Trust Company	367003570	2698	0	0	0	0	0	0	0
S	Lakeside Bank	6522252	48	0	0	0	0	0	0	0
S	Laura State Bank	1295000	42	24000	1	0	0	0	0	0
S	Lena State Bank	4092361	93	0	0	0	0	0	0	0
S	Liberty Bank	84281173	1858	25805	1	25805	0	1	0	0
S	Libertyville Bank & Trust Company	129980773	1239	0	0	0	0	0	0	0
S	Logan County Bank	12177913	290	67986	2	53753	53753	2	2	0
S	Longview State Bank	6653018	125	0	0	0	0	0	0	0
S	Marine Bank & Trust	17530885	403	54630	1	0	0	0	0	0
S	Marine Bank, Springfield	443202000	4448	172000	5	1046000	197000	12	5	1
S	Maroa Forsyth Community Bank	39306	579	0	0	0	0	0	0	0
S	Marquette Bank	259913000	2260	336031	2	0	0	0	0	0
S	Marseilles Bank	8790000	132	0	0	0	0	0	0	0
S	Marshall County State Bank	2384275	70	116499	2	0	0	0	0	0
S	Mazon State Bank	20243735	390	187590	2	37300	0	1	0	0
S	Mercantile Trust & Savings Bank	81325992	1640	197973	7	431300	99500	8	2	0
S	Merchants and Manufacturers Bank	6017227	73	0	0	0	0	0	0	0
S	Meridian Bank	2300964	63	156917	9	57103	5000	1	1	0
S	Metropolitan Bank and Trust Company	37831707	207	294855	4	0	0	0	0	0
S	Middletown State Bank	3279000	50	0	0	0	0	0	0	0
S	Midland Community Bank	9371135	304	88756	1	0	0	0	0	0
S	Midland States Bank	33681000	688	674000	22	154335	411190	3	3	0
S	Midwest Bank of Western Illinois	11899184	1024	100182	3	46000	46000	2	2	0
S	Midwest Community Bank	98328090	1622	216075	2	0	0	0	0	0
S	Milledgeville State Bank	6400277	233	87487	2	0	67281	0	1	0
S	Morton Community Bank	269490505	4459	807331	9	0	359863	0	3	0
S	Municipal Trust and Savings Bank	53211000	838	248000	3	199000	0	1	0	0
S	Murphy-Wall State Bank and Trust Company	14850395	452	87831	4	0	0	0	0	0
S	New Asia Bank	44900000	369	0	0	0	0	0	0	0
S	New City Bank	4770744	17	0	0	0	0	0	0	0
S	NLSB	180534640	1880	95505	2	0	0	0	0	0
S	North Adams State Bank	4798000	100	47500	1	0	0	0	0	0
S	North Bank	8082369	33	1191966	2	1297522	204803	2	1	0
S	North Central Bank	25011000	491	93000	2	0	0	0	0	0
S	North Community Bank	96310961	298	872704	7	250691	0	3	0	0
S	North Shore Community Bank & Trust Company	188245838	1224	896600	1	0	0	0	0	0
S	Northbrook Bank & Trust Company	41020612	152	381324	2	0	0	0	0	0
S	Northside Community Bank	20250091	81	353723	2	0	340516	0	1	0
S	Northwest Bank of Rockford	157873612	2016	413778	5	286885	37090	4	1	0
S	Oak Bank	103723147	670	0	0	0	0	0	0	0
S	Oak Brook Bank	274087838	3109	99015	2	0	0	0	0	0
S	Oak Lawn Bank	11373000	132	0	0	0	0	0	0	0
S	Oakdale State Bank	3755000	86	0	0	0	0	0	0	0
S	Old Farmers & Merchants State Bank	6579000	155	31000	2	0	0	0	0	0
S	Old Second Bank-Kane County	62379703	507	51362	3	78145	78145	1	1	0
S	Oswego Community Bank	16433039	175	0	0	0	0	0	0	0
S	Oxford Bank and Trust	29247685	663	0	0	0	0	0	0	0
S	Pacific Global Bank	33488673	326	311388	2	139000	0	1	0	0
S	Palmer Bank	4263691	108	12645	1	0	0	0	0	0
S	Palos Bank and Trust Company	34188068	335	1002485	5	194974	0	1	0	0
S	Pan American Bank	554476	8	0	0	0	0	0	0	0
S	Park Ridge Community Bank	39844701	210	0	0	0	0	0	0	0
S	Parkway Bank and Trust Company	31656680	160	56780	1	0	0	0	0	0
S	Partners Bank	23869669	308	0	1	0	0	0	0	0
S	Peoples Bank & Trust	17138847	509	139081	8	186463	0	3	0	0
S	Peoples Bank of Kankakee County	92310563	1130	2204	1	0	0	0	0	0
S	Peoples Bank of Macon	3278782	69	0	0	0	0	0	0	0
S	Peoples State Bank	4652000	87	36000	1	0	0	0	0	0
S	Peoples State Bank of Chandlerville	9145571	309	175571	3	0	56870	0	2	0
S	Peoples State Bank of Colfax	4543131	113	0	0	0	0	0	0	0

DEFAULT AND FORECLOSURE REPORT JANUARY 1, 2005 - JUNE 30, 2005

Institution	1 (A)	1 (B)	2(A)	2(B)	3(A)	3(A)	3(B)	3(B)	Loans Originated	Loans With
	Dollar Amount	Number	Dollar Amount	Loans	Dollar Amount of	Dollar Amount of	Foreclosures	Foreclosures	After 12/31/2002	Rate Greater 10%
Type	of loans	of loans	of Loans In Default	In Default	Foreclosures Filed	Foreclosures Closed	Filed	Closed	As Reported in #3	As Reported in #3
S	Peoples State Bank of Mansfield	16564000	366	136000	3	0	27000	0	1	0
S	Peotone Bank and Trust Company	14160000	84	10000	1	0	0	0	0	0
S	Petefish Skiles & Co	16568000	345	63000	2	0	0	0	0	0
S	Philo Exchange Bank	8875707	279	0	0	0	0	0	0	0
S	Plaza Bank	68861896	320	557640	5	287981	0	1	0	0
S	Port Byron State Bank	8386453	201	0	0	0	0	0	0	0
S	Prairie Bank and Trust Company	28633573	432	66964	3	0	0	0	0	0
S	Prairie Community Bank	39346560	301	0	0	0	0	0	0	0
S	Prairie State Bank & Trust	38776015	654	118227	3	17221	6803	2	1	0
S	Preferred Bank	11675994	279	823135	11	0	0	0	0	0
S	Premier Bank of Jacksonville	33695767	752	50134	1	0	14230	0	1	0
S	Princeville State Bank	6883452	165	67000	1	0	0	0	0	0
S	Providence Bank, LLC	808613	4	0	0	0	0	0	0	0
S	Raritan State Bank	18557746	454	429475	9	155768	0	3	0	0
S	Ravenswood Bank	25911195	91	0	0	0	0	0	0	0
S	Reliance Bank	10228188	208	138412	2	81174	0	1	0	0
S	Reynolds State Bank	174000	8	0	0	0	0	0	0	0
S	Riverside Community Bank	19297045	199	0	0	0	0	0	0	0
S	Rochester State Bank	8515256	152	231716	4	0	0	0	0	0
S	Rock River Bank	8809000	93	0	0	67000	0	1	0	0
S	Rockford Bank and Trust Company	499961	8	0	0	0	0	0	0	0
S	Royal American Bank	13412852	74	0	0	0	0	0	0	0
S	Rushville State Bank	5012500	149	0	0	0	0	0	0	0
S	Sainte Marie State Bank	521834	13	0	0	0	0	0	0	0
S	San Jose Tri-County Bank	2164000	65	149000	3	53000	0	1	0	0
S	Sauk Valley Bank & Trust Company	29024007	555	513888	8	206000	131500	5	2	2
S	Savanna-Thomson State Bank	9763535	227	379228	2	23552	23552	1	1	0
S	Schuyler State Bank	3811568	99	0	0	0	0	0	0	0
S	Scott State Bank	13120500	349	301000	7	0	22516	0	1	0
S	Security State Bank of Hamilton	17572751	376	280835	7	34825	17688	1	1	0
S	Shelby County State Bank	16634906	361	0	0	0	0	0	0	0
S	Sheridan State Bank	5851518	86	0	0	0	0	0	0	0
S	ShoreBank	188661000	1572	5521000	41	752800	0	10	0	0
S	Sidell State Bank	1838000	52	14000	1	0	0	0	0	0
S	South Pointe Bank	103850000	1673	1503000	24	0	0	0	0	0
S	South Side Trust & Savings Bank of Peoria	202988674	2906	206959	4	0	0	0	0	0
S	Southern Illinois Bank	10071000	229	44000	1	44000	0	1	0	0
S	SouthernTrust Bank	23000	1	0	0	0	0	0	0	0
S	Soy Capital Bank and Trust Company	14846073	912	175981	4	71484	101647	1	3	0
S	Spring Valley City Bank	57945045	1033	536542	11	68803	0	2	0	0
S	Standard Bank and Trust Company	235594570	2370	1342350	17	73000	37600	1	1	0
S	State Bank	88059289	1007	678891	2	878732	140141	5	1	0
S	State Bank	4580982	120	0	0	0	0	0	0	0
S	State Bank and Trust	29892301	319	126000	2	0	0	0	0	0
S	State Bank of Arthur	9559401	260	45994	2	0	0	0	0	0
S	State Bank of Ashland	15688802	329	16244	1	0	0	0	0	0
S	State Bank of Auburn	8392000	224	43000	3	36573	36573	1	1	0
S	State Bank of Augusta	2290809	70	19442	1	0	0	0	0	0
S	State Bank of Bement	7632000	133	0	0	0	0	0	0	0
S	State Bank of Cerro Gordo	7035154	193	15480	1	0	0	0	0	0
S	State Bank of Cherry	13979000	254	0	0	0	0	0	0	0
S	State Bank of Chrisman	4834241	104	93313	1	0	0	0	0	0
S	State Bank of Colusa	1871869	59	0	0	0	0	0	0	0
S	State Bank of Countryside	36015232	233	0	0	0	0	0	0	0
S	State Bank of Davis	10223656	276	35185	1	0	0	0	0	0
S	State Bank of Graymont	13240520	308	25498	1	0	0	0	0	0
S	State Bank of Herscher	16827516	577	84836	2	0	0	0	0	0
S	State Bank of Industry	4672225	154	49057	1	0	0	0	0	0
S	State Bank of Lincoln	285787371	4258	928560	17	255749	137109	4	3	0
S	State Bank of Nauvoo	7588555	155	145433	3	0	0	0	0	0
S	State Bank of Niantic	12417000	411	477750	9	0	0	0	0	0

DEFAULT AND FORECLOSURE REPORT JANUARY 1, 2005 - JUNE 30, 2005

Institution Type	1 (A)	1 (B)	2(A)	2(B)	3(A)	3(A)	3(B)	3(B)	Loans Originated	Loans With
	Dollar Amount of loans	Number of loans	Dollar Amount of Loans In Default	Loans In Default	Dollar Amount of Foreclosures Filed	Dollar Amount of Foreclosures Closed	Foreclosures Filed	Foreclosures Closed	After 12/31/2002 As Reported in #3	Rate Greater 10% As Reported in #3
S State Bank of Paw Paw	2236485	31	0	0	0	0	0	0	0	0
S State Bank of Prairie Du Rocher	13452553	266	0	0	0	0	0	0	0	0
S State Bank of Saunemin	2768000	63	0	0	0	0	0	0	0	0
S State Bank of Seaton	2088688	34	0	0	0	38515	0	1	0	0
S State Bank of Speer	14376816	308	0	0	0	0	0	0	0	0
S State Bank of St Jacob	9657000	157	0	0	0	0	0	0	0	0
S State Bank of The Lakes	277557596	3261	462179	4	462179	0	4	0	0	0
S State Bank of Toulon	7302922	262	81963	2	0	0	0	0	0	0
S State Bank of Waterloo	55100274	645	388583	5	0	0	0	0	0	0
S State Bank of Whittington	19133396	627	52880	3	11251	39131	1	1	0	0
S State Street Bank and Trust Company	16156000	1196	0	0	0	0	0	0	0	0
S Strategic Capital Bank	3373449	45	0	0	0	0	0	0	0	0
S Suburban Bank & Trust Company	17355117	169	185306	2	0	47500	0	1	1	0
S Table Grove State Bank	3277266	94	0	0	0	0	0	0	0	0
S Teutopolis State Bank	25612767	548	25100	1	0	90000	0	1	0	0
S Texico State Bank	1522183	49	0	0	0	0	0	0	0	0
S The Bank	22789221	399	83223	3	208624	0	2	0	0	0
S The Bank of Carbondale	24168911	490	119310	1	0	0	0	0	0	0
S The Bank of Commerce	7614654	38	138194	2	0	0	0	0	0	0
S The Bank of Edwardsville	158544500	5840	2643500	35	512637	323769	10	7	0	1
S The Bank of Herrin	19818000	749	78500	3	0	0	0	0	0	0
S The Bank of Lawrence County	2730223	55	0	0	0	0	0	0	0	0
S The Bank of Marion	14069000	465	200000	4	0	71753	0	1	0	0
S The Clay City Banking Co	6930059	232	65196	4	0	0	0	0	0	0
S The Edgar County Bank and Trust Co.	13335574	404	65099	25	0	0	0	0	0	0
S The Elgin State Bank	14828941	331	86668	1	86668	0	1	0	0	0
S The Elizabeth State Bank	11764000	155	99000	1	0	0	0	0	0	0
S The Farmers and Mechanics Bank	68949521	1462	125025	2	0	30193	0	1	0	0
S The Farmers and Merchants State Bank of Virden	8961798	265	45439	1	45439	20212	1	1	1	0
S The Farmers Bank of Liberty	10344103	275	123967	5	41912	0	1	0	0	0
S The Farmers Bank of Mt Pulaski	7040722	156	327696	6	0	34275	0	1	0	0
S The Farmers State Bank and Trust Company	56092765	1084	323936	11	225677	186405	4	2	0	0
S The First Bank and Trust Company of Murphysboro	6675930	144	0	0	0	0	0	0	0	0
S The First Commercial Bank	48920241	199	1186539	4	0	0	0	0	0	0
S The First State Bank of Dongola	7982816	183	63025	4	20272	0	1	0	0	0
S The First State Bank of Grand Chain	2627110	69	54340	1	63579	0	1	0	0	0
S The First State Bank of Winchester, Illinois	5326000	147	191000	4	0	0	0	0	0	0
S The First Trust and Savings Bank of Watseka	15928000	340	23000	2	0	0	0	0	0	0
S The Foster Bank	58297244	307	0	0	0	0	0	0	0	0
S The Gerber State Bank	6772772	162	55000	1	0	0	0	0	0	0
S The Gifford State Bank	12234377	292	71000	2	0	0	0	0	0	0
S The Harvard State Bank	45324000	498	185000	2	81995	0	1	0	0	0
S The Heights Bank	21767000	436	157000	5	0	32229	1	1	0	0
S The Hill-Dodge Banking Company	7180086	190	0	0	0	0	0	0	0	0
S The Iuka State Bank	5056192	143	46859	2	0	0	0	0	0	0
S The John Warner Bank	10393000	228	0	0	0	0	0	0	0	0
S The Leaders Bank	12163330	29	0	0	0	0	0	0	0	0
S The Northern Trust Company	2612756000	9138	4039000	30	2518000	0	11	0	0	0
S The Peoples	16851046	172	0	0	0	0	0	0	0	0
S The Peoples State Bank of Newton, Illinois	19631859	643	169735	11	95414	34832	4	2	0	2
S The Poplar Grove State Bank	9108802	153	49248	1	0	0	0	0	0	0
S The State Bank of Annawan	2561627	73	0	0	0	0	0	0	0	0
S The State Bank of Blue Mound	1809915	49	0	0	0	0	0	0	0	0
S The State Bank of Geneva	7749500	78	0	0	0	0	0	0	0	0
S The State Bank of Lima	1754834	52	27356	1	0	0	0	0	0	0
S The State Bank of Pearl City	5686754	135	134329	3	0	0	0	0	0	0
S The Village Bank	18266000	307	0	0	0	0	0	0	0	0
S Timewell State Bank	3158	1	0	0	0	0	0	0	0	0
S Tompkins State Bank	11996985	324	357565	6	0	0	0	0	0	0
S Town & Country Bank	16379868	563	30312	1	30312	0	1	0	0	0
S Town & Country Bank of Springfield	359567596	5603	135756	3	135756	0	2	0	0	0

DEFAULT AND FORECLOSURE REPORT JANUARY 1, 2005 - JUNE 30, 2005

Institution Type	1 (A)	1 (B)	2(A)	2(B)	3(A)	3(A)	3(B)	3(B)	Loans Originated	Loans With
	Dollar Amount of loans	Number of loans	Dollar Amount of Loans In Default	Loans In Default	Dollar Amount of Foreclosures Filed	Dollar Amount of Foreclosures Closed	Foreclosures Filed	Foreclosures Closed	After 12/31/2002 As Reported in #3	Rate Greater 10% As Reported in #3
S Town and Country Bank of Quincy	17335227	221	224000	1	0	0	0	0	0	0
S Trustbank	29344000	564	0	0	0	0	0	0	0	0
S UnionBank	78525000	5823	1606630	41	963295	430715	16	7	0	0
S United Community Bank	616441900	158	695000	0	128049	0	3	0	0	0
S United Community Bank	749188000	10837	2100000	47	665534	1343187	12	23	0	0
S United Community Bank of Lisle	9133137	26	0	0	0	0	0	0	0	0
S Valley Bank	5655249	80	0	0	0	0	0	0	0	0
S Vermilion Valley Bank	11780264	295	222909	8	0	0	0	0	0	0
S Vermont State Bank	2829000	100	44087	1	0	0	0	0	0	0
S Villa Grove State Bank	17134070	425	20001	1	0	0	0	0	0	0
S Village Bank & Trust	12944500	104	0	0	0	0	0	0	0	0
S Warren-Boynton State Bank	38306651	523	0	0	0	0	0	0	0	0
S Washington State Bank	10833396	137	0	0	0	0	0	0	0	0
S Waterman State Bank	4060823	55	78688	1	0	0	0	0	0	0
S Wemple State Bank	4549416	93	0	0	0	0	0	0	0	0
S Wenona State Bank	2416525	68	0	0	0	0	0	0	0	0
S West Pointe Bank and Trust Company	41137296	1044	358330	11	0	0	0	0	0	0
S West Suburban Bank	384101912	9006	292780	3	243027	148163	1	2	0	1
S Wheaton Bank & Trust Company	1026255	7	100000	1	0	100000	0	1	1	0
S White Hall Bank	6619387	172	86662	3	0	0	0	0	0	0
S Williamsville State Bank & Trust	37822203	712	61471	1	0	0	0	0	0	0
S Winfield Community Bank	5161971	60	0	0	0	0	0	0	0	0
S Wyoming Bank & Trust Co.	1798542	35	0	0	0	0	0	0	0	0
	21,632,766,062	292,082	95,972,307	1,423	24,021,792	10,558,659	341	188	14	9

DEFAULT AND FORECLOSURE REPORT JANUARY 1, 2005 - JUNE 30, 2005

Institution Type	1 (A)	1 (B)	2(A)	2(B)	3(A)	3(A)	3(B)	3(B)	Loans Originated	Loans With
	Dollar Amount of loans	Number of loans	Dollar Amount of Loans In Default	Loans In Default	Dollar Amount of Foreclosures Filed	Dollar Amount of Foreclosures Closed	Foreclosures Filed	Foreclosures Closed	After 12/31/2002 As Reported in #3	Rate Greater 10% As Reported in #3
M	Concorde Acceptance Corporation	0	0	0	0	0	0	0	0	0
M	Crescent Mortgage Company	5012649	28	0	0	0	0	0	0	0
M	Crown Mortgage Company	335319413	3273	1440000	16	452069	0	5	0	0
M	CUNA Mutual Mortgage Corporation	29685431	201	485698	6	0	0	0	0	0
M	DeepGreen Financial, Inc.	33600276	894	312143	4	0	0	0	0	0
M	Delmar Financial Company	23434289	574	81652	2	147942	100907	4	3	0
M	Dovenmuehle Mortgage Company, L.P.	48221728	758	0	0	0	0	0	0	0
M	Dovenmuehle Mortgage, Inc.	754718129	7625	0	0	0	0	0	0	0
M	Draper and Kramer Mortgage Corp.	385360	3135	306486	6	803026	216622	7	2	0
M	E & I Funding Corp.	0	0	0	0	0	0	0	0	0
M	EMC Mortgage Corporation	1353056427	10901	123232199	1226	21342689	2558808	158	19	4
M	Emigrant Mortgage Company, Inc.	331998000	876	5194000	12	1794346	302992	6	1	0
M	Equity One, Inc.	863041351	5745	35534649	288	3552796	1491164	68	17	0
M	ExtraCo Mortgage	8471505	176	0	0	0	0	0	0	0
M	Fieldstone Mortgage Company	239645695	1667	546248	10	49675	49675	1	1	0
M	Fifth Third Mortgage Company	2312928820	23618	10582033	168	7864346	2739781	95	30	0
M	First NLC Financial Services, LLC	36018107	259	77329321	504	0	0	0	0	0
M	First Residential Mortgage Network, Inc. d/b/a SurePoint	839362	5	0	0	0	0	0	0	0
M	FlexPoint Funding	0	0	0	0	0	0	0	0	0
M	Franklin Mortgage Funding	0	0	0	0	0	0	0	0	0
M	Fremont Investment & Loan	933306275	6497	10724400	71	10946330	1316775	70	10	67
M	Gershman Investment Corp.	0	0	0	0	0	0	0	0	0
M	Gilara	0	0	0	0	0	0	0	0	0
M	GMAC Mortgage Corporation	9350887970	68324	77239242	770	33921110	7323090	295	81	32
M	Green Tree Servicing LLC	214402767	4739	12559304	247	6366582	3635077	81	59	0
M	GRP Financial Services Corp.	8806821	66	6866544	42	0	0	0	0	0
M	Guild Mortgage Company	0	0	0	0	0	0	0	0	0
M	1stPalm Financial Services, LLC	15659913	164	220000	2	0	0	0	0	0
M	21st Mortgage Corporation	3082481	55	80778	1	0	0	0	0	0
M	Accredited Home Lenders, Inc.	454863863	5993	13372998	25	5820846	1357642	38	10	7
M	Aegis Mortgage Corporation	178874454	1321	7844444	60	1554377	0	14	0	0
M	AEGON USA Real Estate Services, Inc.	1897190	27	0	0	0	0	0	0	0
M	AFS Financial, Inc.	315866	3	0	0	0	0	0	0	0
M	Albion Financial Inc.	0	0	0	0	0	0	0	0	0
M	Amaximis Lending, L. P.	0	0	0	0	0	0	0	0	0
M	AMC Mortgage Services, Inc.	1254489278	9352	86738437	767	33675317	13098203	262	94	17
M	American Finance House Lariba, Inc.	8295000	58	0	0	0	0	0	0	0
M	American Home Mtg Servicing	2733361783	13868	14151000	73	11139006	1491550	48	10	2
M	American Loan Centers	0	0	0	0	0	0	0	0	0
M	American Portfolio Mortgage Corporation	0	0	0	0	0	0	0	0	0
M	Ameriquest Mortgage Company	1241898737	9280	96069787	825	57274162	11832735	432	95	5
M	AmPro Mortgage Corporation	980000	4	0	0	0	0	0	0	0
M	APEX Mortgage Corp.	1690052	19	66286	1	0	0	0	0	0
M	Available Mortgage Funding, LLC	0	0	0	0	0	0	0	0	0
M	Bayview Loan Servicing, LLC	26732849	273	4339077	49	1795630	733840	20	5	1
M	Bravo Credit Corporation	0	0	0	0	0	0	0	0	0
M	CDC Mortgage Capital, Inc.	78198469	526	0	0	0	0	0	0	0
M	Celink	764600	47	478360	23	0	0	0	0	0
M	Century 21 Mortgage	0	0	0	0	0	0	0	0	0
M	Century Lending Company	0	0	0	0	0	0	0	0	0
M	Cimarron Mortgage Company	193766423	1149	0	0	0	0	0	0	0
M	CIT Group/Sales Financing, Inc.	66280958	712	2741581	35	1445541	1708941	15	21	8
M	CMF Mortgage Co.	9544138	127	311555	6	0	39208	0	1	0
M	Commerce Mortgage Corp.	109595718	1235	66363	6	153643	198736	2	4	0
M	Harbor Financial Group, Ltd.	752506	125	132087	26	0	0	0	0	0
M	Home Loan Mortgage Corporation	0	0	0	0	0	0	0	0	0
M	HomeComings Financial Network, Inc.	3018150810	23412	225261903	2228	68122384	26858338	583	246	223
M	HSBC Mortgage Corporation (USA)	1629473	5885	1116000	5	1634660	1759300	10	11	0
M	HSBC Mortgage Services Inc.	420189895	3408	6530103	55	2654139	208238	18	4	9
M	Inland Mortgage Servicing Corporation	330713	2	0	0	0	0	0	0	0

DEFAULT AND FORECLOSURE REPORT JANUARY 1, 2005 - JUNE 30, 2005

Institution Type	1 (A)	1 (B)	2(A)	2(B)	3(A)	3(A)	3(B)	3(B)	Loans Originated	Loans With	
	Dollar Amount of loans	Number of loans	Dollar Amount of Loans In Default	Loans In Default	Dollar Amount of Foreclosures Filed	Dollar Amount of Foreclosures Closed	Foreclosures Filed	Foreclosures Closed	After 12/31/2002 As Reported in #3	Rate Greater 10% As Reported in #3	
M	Irwin Mortgage Corporation	1616511824	10444	30181904	195	3869475	3714696	25	24	10	0
M	James F. Messinger & Company, Inc.	58784142	636	152724	2	0	0	0	0	0	0
M	KB Home Mortgage Company	0	0	0	0	0	0	0	0	0	0
M	Lake Mortgage Company, Inc.	16822720	183	0	0	0	0	0	0	0	0
M	Litton Loan Servicing, LP	1343333412	11401	175537348	1571	79301811	13098170	656	118	7	43
M	LoanCare Servicing Center, Inc.	73475882	627	74523	2	186905	0	2	0	0	0
M	Long Beach Mortgage Company	1454906337	10953	61391098	460	22920316	5984187	142	37	7	5
M	M & T Mortgage Corporation	109540747	978	1993524	13	1390296	730987	9	4	4	0
M	Majestic Funding Company	0	0	0	0	0	0	0	0	0	0
M	Merrill Lynch Credit Corporation	84458827	1215	42369	3	2135000	0	3	0	0	0
M	Midwest Loan Services, Inc.	327936702	1853	244854	2	244854	0	2	0	0	0
M	Morgan Stanley Credit Corporation	415304781	1625	0	0	0	0	0	0	0	0
M	Mortgage Center L.C.	13007183	91	0	0	0	83422	0	1	0	0
M	Mortgage Clearing Corporation	0	0	0	0	0	0	0	0	0	0
M	Mortgage Lenders Network USA, Inc.	279371358	3549	8351245	101	4051339	1657959	60	21	2	10
M	Mountain States Mortgage Center, Inc.	925000	18	83200	2	0	0	0	0	0	0
M	Nationwide Advantage Mortgage Company	53065466	569	183045	3	0	22800	0	1	0	0
M	Neighborhood Lending Services, Inc.	0	0	0	0	58970	0	1	0	0	0
M	New Century Mortgage Corporation	745257601	5210	10795704	85	2703469	0	16	0	0	0
M	New State Mortgage, LLC	5102712	35	0	0	0	0	0	0	0	0
M	Northview Mortgage, LLC	0	0	0	0	0	0	0	0	0	0
M	NoteWorld Servicing Center	3665374	22	0	0	0	0	0	0	0	0
M	NovaStar Mortgage, Inc.	258019724	1858	6669601	59	3483930	655475	30	8	1	2
M	Ocwen Loan Servicing, LLC	0	0	0	0	0	0	0	0	0	0
M	Opteum Financial Services, LLC	65053820	382	853253	6	0	0	0	0	0	0
M	Origen Servicing, Inc.	0	0	0	0	0	0	0	0	0	0
M	PHH Mortgage Corporation	5468336639	33120	19332977	173	10333180	928994	88	8	0	0
M	PHH Mortgage Services	0	0	0	0	0	0	0	0	0	0
M	Premium Capital Funding, LLC	0	0	0	0	0	0	0	0	0	0
M	Primary Capital Advisors, LC	0	0	0	0	0	0	0	0	0	0
M	Provident Funding Group, Inc.	1079832206	5400	13177	2	16852	0	3	0	0	0
M	Quest Asset Management, Inc.	0	0	0	0	0	0	0	0	0	0
M	Real Estate Mortgage Network, Inc.	0	0	0	0	0	0	0	0	0	0
M	ResMAE Mortgage Corporation	144181330	1723	145263940	27	3363443	165000	21	2	2	0
M	River Valley Mortgage Corp.	320615	5	0	0	0	0	0	0	0	0
M	Sallie Mae Home Loans, Inc.	10798900	78	0	0	0	0	0	0	0	0
M	Saxon Mortgage Services, Inc.	893709123	6474	51253095	431	16674299	1424406	130	2	6	2
M	Select Portfolio Servicing, Inc.	702007260	9607	129482981	1712	33607738	56935238	380	563	3	320
M	SLM Financial Corporation d/b/a Sallie Mae Mortgage	0	0	0	0	0	0	0	0	0	0
M	SN Servicing Corporation	53460328	1440	11648400	538	11173522	1852569	141	25	0	12
M	Specialized Loan Servicing, LLC	87769077	1495	1859503	23	1575602	165300	11	2	1	2
M	SunTrust Mortgage, Inc.	1466527010	9903	3087633	24	2107550	419792	19	6	1	0
M	Taylor, Bean & Whitaker Mortgage Corporation	1333191484	8784	3006562	26	2108699	551613	18	9	0	0
M	The Mortgage Savings Program	0	0	0	0	0	0	0	0	0	0
M	The Mortgage Service Center	210264938	559	0	0	0	0	0	0	0	0
M	The New York Mortgage Company, LLC	0	0	0	0	0	0	0	0	0	0
M	Trustcorp Mortgage Company	16904387	190	65039	1	65039	0	1	0	0	0
M	U. S. Mortgage	4498263	98	554761	7	0	0	0	0	0	0
M	U.S. Mortgage Corp.	0	0	0	0	0	0	0	0	0	0
M	United Financial Mortgage Corp.	545742064	3078	397483	2	0	123000	0	1	0	0
M	United Mortgage and Loan Investment, LLC	6759218	246	4464769	149	142093	76619	3	2	0	0
M	Universal Mortgage Corporation	268748206	1859	2453100	17	341710	262583	4	1	0	0
M	UST Mortgage Company	14632521	21	0	0	1305500	0	1	0	0	0
M	Washtenaw Mortgage Company	138503482	953	640368	5	56750	144247	1	1	0	0
M	Wendover Financial Services Corporation	30845857	381	6124476	265	449670	94593	5	1	0	0
M	Wilshire Credit Corporation	551266969	7659	43055649	604	18791780	8090179	317	83	177	20
M	WMC Mortgage Corp.	146328750	1016	417982	3	157143	0	3	0	0	0
		46,804,297,783	362,144	1,541,630,965	14,072	495,127,551	176,203,451	4,324	1,644	597	846

DEFAULT AND FORECLOSURE REPORT JULY 1, 2005 - DECEMBER 31, 2005

Institution Type	1 (A) Dollar Amount of loans	1 (B) Number of loans	2(A) Dollar Amount of Loans In Default	2(B) Loans In Default	3(A) Dollar Amount of Foreclosures Filed	3(A) Dollar Amount of Foreclosures Closed	3(B) Foreclosures Filed	3(B) Foreclosures Closed	Loans Originated After 12/31/2002 As Reported in #3	Loans With Rate Greater 10% As Reported in #3
T Thrift Institution	2,942,769,829	42,029	16,076,055	287	3,795,648	1,238,593	45	20	1	0
M Mortgage Licensee	73,161,842,386	508,188	1,562,024,850	14,842	635,872,353	182,789,450	5,751	1,588	296	611
S State Commercial Bank	23,977,916,860	307,123	97,539,666	1,675	25,923,245	24,447,447	336	163	6	6
Total	100,082,529,075	857,340	1,675,640,571	16,804	665,591,246	208,475,490	6,132	1,771	303	617
T Allied First Bank, sb	984,913	4	0	0	0	0	0	0	0	0
T American Union Savings and Loan Association	1,601,000	17	0	0	0	0	0	0	0	0
T Arcola Homestead Savings Bank	810,000	23	0	0	0	0	0	0	0	0
T Beardstown Savings, s.b.	26,320,879	600	638,616	17	536,800	187,628	8	3	0	0
T Capaha Bank, S.B	5,794,166	186	23,794	2	20,554	0	1	0	0	0
T Columbus Savings Bank	4,212,590	37	0	0	0	0	0	0	0	0
T Community Savings Bank	163,310,149	1,868	229,720	3	169,179	169,179	1	1	0	0
T DeWitt Savings Bank	18,096,553	796	377,231	7	0	0	0	0	0	0
T Eureka Savings Bank	184,811,500	3,039	1,611,919	30	0	0	0	0	0	0
T First Bank & Trust, S.B.	118,114,865	2,537	432,795	15	201,150	91,050	5	3	0	0
T First Savanna Savings Bank	5,712,972	145	144,624	5	0	0	0	0	0	0
T First Savings Bank	20,305,000	438	388,000	8	204,803	37,935	2	1	0	0
T First Savings Bank of Hegewisch	125,000,000	1,000	0	0	0	0	0	0	0	0
T Flora Savings Bank	13,155,000	375	299,000	12	0	0	0	0	0	0
T George Washington Savings Bank	41,813,842	536	277,385	4	41,500	0	1	0	0	0
T Harvard Savings Bank	73,424,789	948	804,518	6	0	0	0	0	0	0
T Howard Savings Bank	0	0	0	0	0	0	0	0	0	0
T Hoyne Savings Bank	202,177,445	1,936	20,385	1	0	0	0	0	0	0
T Jacksonville Savings Bank	220,402,030	4,480	1,096,340	23	168,676	170,294	3	4	0	0
T Liberty Bank for Savings	257,695,712	1,938	274,934	2	0	0	0	0	0	0
T Lincoln Park Savings Bank	86,166,580	643	1,524,755	8	1,075,310	0	4	0	0	0
T Lincoln State Bank, S. B.	69,355,578	823	277,126	5	0	0	0	0	0	0
T Lisle Savings Bank	365,597,889	3,197	1,125,136	7	316,135	0	1	0	0	0
T Marion County Savings Bank	34,648,219	970	532,682	23	20,865	0	1	0	0	0
T McHenry Savings Bank	185,596,616	1,877	2,112,719	7	111,400	108,000	1	1	0	0
T Milford Building and Loan Association	10,098,000	467	355,000	12	0	41,988	0	1	1	0
T Morris Building and Loan, s.b.	18,313,000	592	142,000	1	90,261	128,323	1	1	0	0
T Mount Morris Savings and Loan Association	24,413,500	613	224,500	12	348,450	60,000	6	1	0	0
T Nashville Savings Bank	8,480,000	143	67,000	2	0	0	0	0	0	0
T Nokomis Savings Bank	680,096	26	13,661	2	0	0	0	0	0	0
T North County Savings Bank	14,368,815	188	15,440	1	51,314	35,874	2	1	0	0
T Pulaski Savings Bank	29,864,634	283	201,472	1	0	0	0	0	0	0
T Royal Savings Bank	23,834,852	305	0	0	0	0	0	0	0	0
T Security Bank, S.B.	159,290,928	4,139	568,987	13	141,857	141,857	1	1	0	0
T Security Savings Bank	36,424,959	1,122	650,651	24	0	39,000	0	1	0	0
T South End Savings, s.b.	9,705,000	147	0	0	0	0	0	0	0	0
T Streator Home Building and Loan Association	55,191,472	1,345	56,384	3	0	27,465	0	1	0	0
T Tremont Savings Bank	25,187,188	540	162,118	5	0	0	0	0	0	0
T Twin Oaks Savings Bank	47,602,680	531	189,233	2	24,508	0	1	0	0	0
T Union Savings Bank	68,405,000	779	614,430	15	272,886	0	6	0	0	0
T Wabash Savings Bank	3,211,000	95	0	0	0	0	0	0	0	0
T Washington Savings Bank	75,809,739	1,260	286,500	6	0	0	0	0	0	0
T Waukegan Savings and Loan, S.B.	88,693,679	861	0	0	0	0	0	0	0	0
T West Town Savings Bank	18,087,000	180	337,000	3	0	0	0	0	0	0
44	2,942,769,829	42,029	16,076,055	287	3,795,648	1,238,593	45	20	1	0

DEFAULT AND FORECLOSURE REPORT JULY 1, 2005 - DECEMBER 31, 2005

Institution Type	1 (A) Dollar Amount of loans	1 (B) Number of loans	2(A) Dollar Amount of Loans In Default	2(B) Loans In Default	3(A) Dollar Amount of Foreclosures Filed	3(A) Dollar Amount of Foreclosures Closed	3(B) Foreclosures Filed	3(B) Foreclosures Closed	Loans Originated After 12/31/2002 As Reported in #3	Loans With Rate Greater 10% As Reported in #3
M	1stPalm Financial Services, LLC	2,857,231	129	157,829	1	157,829	0	1	0	0
M	Accredited Home Lenders, Inc.	642,710,303	4,317	1,070,767	15	13,538,595	2,626,690	84	20	10
M	Aegis Mortgage Corporation	298,254,154	2,355	10,685,486	94	4,042,520	51,489	34	1	0
M	AEGON USA Real Estate Services, Inc.	1,352,583	21	0	0	0	0	0	0	0
M	AFS Financial, Inc.	141,677	1	0	0	0	0	0	0	0
M	Albion Financial Inc.	0	0	0	0	0	0	0	0	0
M	American Finance House Lariba, Inc.	8,382,785	58	0	0	0	0	0	0	0
M	American Home Mtg Servicing	3,538,957,151	17,462	30,669,033	166	19,663,024	1,794,973	80	8	2
M	American Loan Centers	0	0	0	0	0	0	0	0	0
M	American Portfolio Mortgage Corporation	0	0	0	0	0	0	0	0	0
M	Amherst Funding Group, L.P.	0	0	0	0	0	0	0	0	0
M	APEX Mortgage Corp.	1,614,127	18	34,219	1	0	0	0	0	0
M	Avelo Mortgage, LLC	0	0	0	0	0	0	0	0	0
M	Bayview Loan Servicing, LLC	24,547,151	246	5,724,317	59	4,419,008	468,876	46	3	3
M	Bravo Credit Corporation	0	0	0	0	0	0	0	0	0
M	Celink	990,541	66	529,035	24	0	0	0	0	0
M	Century 21 Mortgage	0	0	0	0	0	0	0	0	0
M	Century Lending Company	139,200	1	0	0	0	0	0	0	0
M	Cimarron Mortgage Company	181,045,631	1,089	0	0	0	0	0	0	0
M	CIT Group/Sales Financing, Inc.	85,010,417	805	3,329,272	42	114,079	1,110,248	3	13	1
M	CMF Mortgage Co.	9,479,216	119	458,594	6	0	0	0	0	0
M	Commerce Mortgage Corp.	105,438,600	1,174	150,348	3	421,687	153,643	3	2	0
M	Concorde Acceptance Corporation	109,800	1	0	0	0	0	0	0	0
M	Countrywide Home Loans Servicing, LP	25,250,493,351	156,564	291,260,174	1,994	43,297,963	236,100	925	2	1
M	Crescent Mortgage Company	239,000	1	0	0	0	0	0	0	0
M	Crown Mortgage Company	319,602,760	3,102	1,056,000	11	286,016	0	1	0	0
M	DeepGreen Financial, Inc.	32,022,695	855	237,924	3	0	0	0	0	0
M	Delmar Financial Company	31,213,824	677	276,637	6	62,266	105,694	2	2	0
M	Dovenmuehle Mortgage Company, L.P.	43,305,408	839	55,056	2	5,203	0	1	0	0
M	Dovenmuehle Mortgage, Inc.	176,770,396	3,421	65,379	1	0	0	0	0	0
M	Draper and Kramer Mortgage Corp.	383,537,484	3,157	671,312	8	758,582	683,216	6	5	0
M	E & I Funding Corp.	0	0	0	0	0	0	0	0	0
M	EMC Mortgage Corporation	1,258,398,073	10,451	136,856,016	1,391	43,854,835	7,478,886	351	102	17
M	Equity One, Inc.	464,296,773	3,051	23,400,341	180	5,382,982	1,901,706	52	28	9
M	ExtraCo Mortgage	8,174,930	173	100,469	2	0	0	0	0	0
M	Fieldstone Mortgage Company	144,357	179	1,115	3	0	0	0	0	0
M	Fifth Third Mortgage Company	2,525,643,590	23,885	12,415,187	164	7,889,595	1,181,698	111	19	0
M	First NLC Financial Services, LLC	320,078,399	1,985	2,226,250	24	0	0	0	0	0
M	First Residential Mortgage Network, Inc dba SurePoint Lending	2,696,150	19	0	0	0	0	0	0	0
M	FlexPoint Funding	0	0	0	0	0	0	0	0	0
M	Fremont Investment & Loan	1,076,737,981	7,300	15,599,988	110	19,468,011	1,442,900	113	9	1
M	Gershman Investment Corp.	0	0	0	0	0	0	0	0	0
M	GMAC Mortgage Corporation	10,424,810,558	75,672	93,852,548	893	10,197,508	53,480,843	97	354	52
M	Green Tree Servicing LLC	196,467,239	4,566	9,469,118	182	3,218,377	4,664,097	47	70	0
M	GRP Financial Services Corp.	10,727,474	73	9,624,127	65	0	0	0	0	0
M	Guild Mortgage Company	0	0	0	0	0	0	0	0	0
M	Harbor Financial Group, Ltd.	813,467	128	148,637	27	0	0	0	0	0
M	Home Loan Mortgage Corporation	0	0	0	0	0	0	0	0	0
M	HomeComings Financial Network, Inc.	3,570,359,094	25,587	200,398,976	1,895	93,798,531	34,801,037	772	262	65
M	HSBC Mortgage Services Inc.	939,606,261	8,810	14,771,646	126	10,348,721	1,232,417	90	13	74
M	Irwin Mortgage Corporation	1,509,222,259	9,489	10,974,381	69	3,849,921	1,161,913	32	3	3
M	Lake Mortgage Company, Inc.	15,768,725	165	0	0	0	0	0	0	0
M	Lenders Association, Inc.	0	0	0	0	0	0	0	0	0
M	Litton Loan Servicing, LP	1,759,943,988	13,449	213,930,611	1,770	126,252,047	17,586,973	931	144	11
M	LoanCare Servicing Center, Inc.	210,639,741	1,668	535,577	4	0	0	0	0	0
M	M & T Mortgage Corporation	35,022,719	1,228	1,987,949	17	1,115,344	317,270	5	2	2

DEFAULT AND FORECLOSURE REPORT JULY 1, 2005 - DECEMBER 31, 2005

Institution Type	1 (A) Dollar Amount of loans	1 (B) Number of loans	2(A) Dollar Amount of Loans In Default	2(B) Loans In Default	3(A) Dollar Amount of Foreclosures Filed	3(A) Dollar Amount of Foreclosures Closed	3(B) Foreclosures Filed	3(B) Foreclosures Closed	Loans Originated After 12/31/2002 As Reported in #3	Loans With Rate Greater 10% As Reported in #3	
M	Majestic Funding Company	0	0	0	0	0	0	0	0	0	
M	Merrill Lynch Credit Corporation	78,928,792	1,211	150,529	5	0	0	0	0	0	
M	Midwest First Financial Limited Partnership IV	1,572,017	11	0	0	61,606	108,500	1	1	0	
M	Midwest Loan Services, Inc.	332,993,536	1,924	737,724	5	606,050	131,674	4	1	0	
M	Morgan Stanley Credit Corporation	373,463,688	1,557	129,704	1	0	0	0	0	0	
M	Mortgage Center L.C.	13,237,333	89	0	0	0	0	0	0	0	
M	Mortgage Lenders Network USA, Inc.	268,655,322	2,917	7,929,478	86	6,554,561	1,777,796	73	16	1	
M	Mountain States Mortgage Center, Inc.	815,156	15	124,836	2	0	64,471	0	1	0	
M	MVB Mortgage Corporation	3,298,842	57	0	0	0	0	0	0	0	
M	Nationwide Advantage Mortgage Company	73,391,801	668	360,551	6	241,277	0	2	0	0	
M	Neighborhood Lending Services, Inc.	0	0	0	0	96,981	0	4	0	0	
M	New Century Mortgage Corporation	1,159,909,972	7,305	20,237,867	136	3,007,881	193,500	23	2	0	
M	New State Mortgage, LLC	3,846,706	29	0	0	0	0	0	0	0	
M	Northview Mortgage, LLC	0	0	0	0	0	0	0	0	0	
M	NoteWorld Servicing Center	3,218,341	19	0	0	0	0	0	0	0	
M	NovaStar Mortgage, Inc.	290,751,891	2,061	8,081,923	64	6,978,379	1,859,230	48	14	3	
M	Ocwen Loan Servicing, LLC	1,824,052,512	15,496	123,092,075	1,148	72,151,023	21,172,815	569	195	12	
M	Opteum Financial Services, LLC	4,563,670	25	4,563,670	25	0	0	0	0	0	
M	Origen Servicing, Inc.	0	0	0	0	0	0	0	0	0	
M	PHH Mortgage Corporation	5,654,122,419	34,141	24,196,866	200	13,997,400	3,947,823	104	37	1	
M	PHH Mortgage Services	0	0	0	0	0	0	0	0	0	
M	Popular FS, LLC	0	0	0	0	0	0	0	0	0	
M	Premium Capital Funding, LLC	0	0	0	0	0	0	0	0	0	
M	Primary Capital Advisors, LC	0	0	0	0	0	0	0	0	0	
M	Provident Funding Group, Inc.	1,177,550,430	5,790	534,282	4	427,898	0	4	0	0	
M	River Valley Mortgage Corp.	638,900	7	0	0	0	0	0	0	0	
M	Sallie Mae Home Loans, Inc.	1,057,302	23	0	0	0	0	0	0	0	
M	Saxon Mortgage Services, Inc.	1,013,320,764	7,403	336,907	5	41,228,079	7,848,956	342	65	19	
M	Select Portfolio Servicing, Inc.	821,112,178	9,535	194,712,062	2,573	44,152,173	7,153,092	524	135	1	
M	SN Servicing Corporation	47,701,083	1,138	11,053,902	219	7,174,075	812,282	78	5	0	
M	Specialized Loan Servicing, LLC	122,804,388	2,430	5,491,104	59	4,590,729	483,766	32	3	1	
M	SunTrust Mortgage, Inc.	1,731,325,835	11,383	3,523,572	25	1,475,003	424,031	11	5	0	
M	Taylor, Bean & Whitaker Mortgage Corporation	210,213,666	1,062	8,132,773	68	2,168,188	75,163	16	2	1	
M	The Mortgage Service Center	240,058,574	646	0	0	0	0	0	0	0	
M	The New York Mortgage Company, LLC	0	0	0	0	0	0	0	0	0	
M	Trustcorp Mortgage Company	11,796,717	122	145,371	3	145,371	46,253	3	1	0	
M	U.S. Mortgage Corp.	0	0	0	0	0	0	0	0	0	
M	United Financial Mortgage Corp.	845,861,275	2,873	450,020	4	123,500	0	1	0	0	
M	United Mortgage and Loan Investment, LLC	6,834,081	238	5,728,334	192	266,635	0	8	0	0	
M	Universal Mortgage Corporation	260,953,933	1,817	2,050,000	15	549,944	78,300	4	1	0	
M	UST Mortgage Company	15,211,112	20	0	0	0	0	0	0	0	
M	Walter Mortgage Company	740,382	4	0	0	0	0	0	0	0	
M	Washtenaw Mortgage Company	26,762,533	191	639,194	5	0	217,298	0	1	0	
M	Wilshire Credit Corporation	835,491,895	10,062	46,364,806	630	17,732,956	3,913,831	113	41	6	
M	WMC Mortgage Corp.	237,818,077	1,563	532,982	4	0	0	0	0	0	
	101	73,161,842,386	508,188	1,562,024,850	14,842	635,872,353	182,789,450	5,751	1,588	296	611

DEFAULT AND FORECLOSURE REPORT JULY 1, 2005 - DECEMBER 31, 2005

Institution Type	1 (A) Dollar Amount of loans	1 (B) Number of loans	2(A) Dollar Amount of Loans In Default	2(B) Loans In Default	3(A) Dollar Amount of Foreclosures Filed	3(A) Dollar Amount of Foreclosures Closed	3(B) Foreclosures Filed	3(B) Foreclosures Closed	Loans Originated After 12/31/2002 As Reported in #3	Loans With Rate Greater 10% As Reported in #3
S	1St Community Bank	5,713,599	124	3,521	1	0	0	0	0	0
S	1St Equity Bank	30,474,129	167	7,248	1	0	0	0	0	0
S	1st Equity Bank Northwest	6,269,199	28	0	0	0	0	0	0	0
S	1st State Bank of Mason City	3,964,172	139	85,000	3	0	0	0	0	0
S	All American Bank	41,442	3	0	0	0	0	0	0	0
S	Allegiance Community Bank	9,591,149	124	1,026,070	2	1,660,000	0	2	0	0
S	Alpha Community Bank	62,891,749	899	0	0	0	0	0	0	0
S	Alpine Bank of Illinois	561,400,397	6,591	1,946,581	26	341,194	206,369	5	3	0
S	Amalgamated Bank of Chicago	30,551,446	442	0	0	0	0	0	0	0
S	American Chartered Bank	230,699,489	1,643	405,000	1	500,000	129,000	1	1	0
S	American Community Bank & Trust	26,394,276	320	0	0	0	0	0	0	0
S	American Eagle Bank	3,827,000	10	0	0	0	0	0	0	0
S	American Enterprise Bank	41,529,000	300	0	0	0	0	0	0	0
S	American Heartland Bank and Trust	10,563,000	56	0	0	0	0	0	0	0
S	American Metro Bank	8,468,032	80	353,909	2	0	0	0	0	0
S	Americaunited Bank and Trust Company USA	5,509,859	81	0	0	0	0	0	0	0
S	Amerimark Bank	222,120,000	480	123,000	1	0	0	0	0	0
S	Anchor State Bank	1,076,386	26	1,738	1	3,475	0	1	0	0
S	Andalusia Community Bank	14,500,294	207	107,709	1	0	0	0	0	0
S	Anderson State Bank	5,424,000	124	0	0	0	0	0	0	0
S	Anna State Bank	12,107,078	277	72,268	3	37,101	89,041	1	2	0
S	Apple River State Bank	75,956,556	852	321,150	3	0	0	0	0	0
S	Archer Bank	53,482,962	408	840,382	6	0	0	0	0	0
S	Area Bank	7,405,095	219	204,979	8	12,508	12,508	1	1	0
S	Athens State Bank	18,053,000	321	7,342	1	0	0	0	0	0
S	Austin Bank of Chicago	12,528,043	239	10,602	3	4,314	0	1	0	0
S	Bank & Trust Company	46,048,391	1,088	102,987	4	0	0	0	0	0
S	Bank of Belleville	575,000	1	0	0	0	0	0	0	0
S	Bank of Bluffs	10,114,280	270	313,179	7	117,500	0	1	0	0
S	Bank of Bourbonnais	6,269,685	100	0	0	0	0	0	0	0
S	Bank of Calhoun County	12,362,160	293	360,297	17	103,337	0	2	0	0
S	Bank of Chestnut	4,551,243	102	248,132	5	49,738	0	1	0	0
S	Bank of Dwight	8,870,000	152	0	0	0	0	0	0	0
S	Bank of Farmington	10,456,064	194	0	0	0	82,246	0	1	0
S	Bank of Gibson City	3,961,773	96	0	0	0	0	0	0	0
S	Bank of Illinois	16,858,421	190	113,166	3	0	0	0	0	0
S	Bank of Kampsville	18,511,184	416	29,832	1	0	0	0	0	0
S	Bank of Lincolnwood	31,829,121	293	0	0	0	0	0	0	0
S	Bank of Modesto	2,486,669	96	39,959	3	0	0	0	0	0
S	Bank of Montgomery	5,962,572	100	0	0	0	0	0	0	0
S	Bank of O	78,894,980	857	25,887	1	0	0	0	0	0
S	Bank of Palatine	12,824,538	133	0	0	0	0	0	0	0
S	Bank of Pontiac	110,207,186	2,007	3,329,171	53	290,248	101,535	5	2	0
S	Bank of Quincy	38,516,200	506	452,277	2	124,593	0	1	0	0
S	Bank of Rantoul	12,870,000	295	76,000	1	24,000	0	1	0	0
S	Bank of Shorewood	19,605,229	337	229,345	1	0	0	0	0	0
S	Bank of Springfield	532,489,103	7,621	612,918	6	0	0	0	0	0
S	Bank of Stronghurst	5,829,916	146	74,735	1	0	0	0	0	0
S	Bank of Warrensburg	3,400,679	116	58,071	5	0	0	0	0	0
S	Bank of Yates City	4,832,478	107	62,058	1	0	0	0	0	0
S	BankOrion	21,538,131	389	0	0	0	0	0	0	0
S	Banterra Bank	139,975,000	3,708	171,000	5	1,044,247	433,615	14	9	0
S	Benchmark Bank	21,960,373	381	8,752	1	0	0	0	0	0
S	Better Banks	67,700,000	863	3,700	1	0	0	0	0	0
S	Blackhawk State Bank	77,906,507	1,307	25,671	2	75,000	75,000	2	2	0
S	Bloomingdale Bank and Trust	43,234,000	231	0	0	0	0	0	0	0

DEFAULT AND FORECLOSURE REPORT JULY 1, 2005 - DECEMBER 31, 2005

Institution Type	1 (A) Dollar Amount of loans	1 (B) Number of loans	2(A) Dollar Amount of Loans In Default	2(B) Loans In Default	3(A) Dollar Amount of Foreclosures Filed	3(A) Dollar Amount of Foreclosures Closed	3(B) Foreclosures Filed	3(B) Foreclosures Closed	Loans Originated After 12/31/2002 As Reported in #3	Loans With Rate Greater 10% As Reported in #3
S	Brickyard Bank	9,180,284	36	385,026	2	0	0	0	0	0
S	Bridgeview Bank Group	83,737,497	590	296,000	3	0	0	0	0	0
S	Brimfield Bank	9,050,942	161	17,119	1	0	0	0	0	0
S	Broadway Bank	25,155,213	107	0	0	0	0	0	0	0
S	Brown County State Bank	12,512,579	271	159,403	4	0	0	0	0	0
S	Buckley State Bank	1,249,000	31	36,373	1	36,373	0	1	0	0
S	Buffalo Prairie State Bank	1,054,475	20	0	0	0	0	0	0	0
S	Builders Bank	2,041,484	2	1,458,196	1	0	0	0	0	0
S	Burling Bank	14,737,549	88	0	0	0	0	0	0	0
S	Busey Bank	1,406,115,661	19,705	4,209,141	105	1,602,558	164,251	25	2	0
S	Byron Bank	225,387,780	5,461	515,455	10	123,159	90,831	2	1	0
S	C P Burnett & Sons Bankers	5,793,566	218	4,024	1	0	0	0	0	0
S	Cambridge Bank	37,516,830	505	0	0	0	0	0	0	0
S	Camp Grove State Bank	207,660	4	0	0	0	0	0	0	0
S	Campus State Bank	5,927,600	99	79,345	1	0	0	0	0	0
S	Carrollton Bank	190,077,168	2,904	127,100	2	104,299	0	1	0	0
S	Cartersville State and Savings Bank	11,432,000	281	0	0	0	0	0	0	0
S	Casey State Bank	33,873,368	750	0	0	98,580	98,580	1	1	0
S	Central Bank	7,475,444	175	157,532	3	0	0	0	0	0
S	Central Bank Illinois	76,670,332	1,111	335,048	5	0	0	0	0	0
S	Central Illinois Bank	6,544,000	315	73,225	2	201,732	136,858	6	4	0
S	Central State Bank	21,602,173	593	466,560	15	0	48,161	0	2	0
S	Centrue Bank	312,573,983	4,476	1,245,289	24	56,695	5,669	1	1	0
S	Chesterfield State Bank	2,809,009	96	15,659	1	0	0	0	0	0
S	Chicago Community Bank	65,395,848	514	1,174,890	12	0	0	0	0	0
S	Cissna Park State Bank	3,422,136	65	0	0	0	0	0	0	0
S	Citizens Bank & Trust Company of Chicago	9,949,830	36	0	0	0	0	0	0	0
S	Citizens Bank of Chatsworth	4,273,000	126	0	0	0	0	0	0	0
S	Citizens Bank of Edinburg	2,687,792	82	21,664	1	43,328	0	2	0	0
S	Citizens Community Bank	46,866,000	842	727,073	11	0	0	0	0	0
S	Citizens Community Bank of Illinois	19,165,916	405	677,204	6	16,019	0	1	0	0
S	Citizens First State Bank of Walnut	19,125,681	330	25,243	1	0	0	0	0	0
S	Citizens State Bank	11,584,396	298	154,465	4	138,042	0	2	0	0
S	Citizens State Bank of Cropsey	4,254,665	84	0	0	0	0	0	0	0
S	Citizens State Bank of Milford	864,971	17	0	0	0	0	0	0	0
S	Citizens State Bank of Shipman	7,626,963	192	151,332	4	0	0	0	0	0
S	Clay County State Bank	7,730,759	225	168,056	7	0	0	0	0	0
S	Clover Leaf Bank	55,437,904	618	144,539	4	0	121,463	0	1	0
S	Colchester State Bank	5,702,567	166	195,341	2	149,299	92,283	2	1	0
S	Cole Taylor Bank	214,328,316	2,871	3,068,244	55	147,163	614,502	2	2	0
S	Commercial State Bank of Waterloo	118,286,516	1,345	74,972	2	0	0	0	0	0
S	Community Bank	8,566,749	300	568,000	6	87,500	28,000	2	1	0
S	Community Bank	16,096,772	277	87,274	1	0	0	0	0	0
S	Community Bank of Easton	1,764,000	32	0	0	0	0	0	0	0
S	Community Bank of Elmhurst	0	0	0	0	0	0	0	0	0
S	Community Bank of Galesburg	10,879,175	220	52,082	1	0	46,602	0	1	0
S	Community Bank of Lemont	3,021,126	19	202,822	1	202,822	0	1	0	0
S	Community Bank of Oak Park River Forest	12,609,000	61	0	0	0	0	0	0	0
S	Community Bank of Pittsfield	2,566,691	54	71,470	1	0	35,000	0	1	0
S	Community Bank of Trenton	20,852,437	321	72,236	2	0	0	0	0	0
S	Community Banks of Shelby County	3,521,132	119	13,718	1	0	0	0	0	0
S	Community Bank-Wheaton/Glen Ellyn	58,541,000	686	15,000	1	668,000	0	2	0	0
S	Community First Bank	18,488,000	193	0	0	0	0	0	0	0
S	Community First Bank - Chicago	0	0	0	0	0	0	0	0	0
S	Community State Bank	8,461,000	244	143,000	3	0	0	0	0	0
S	Community State Bank of Plymouth	519,500	52	41,000	3	0	0	0	0	0
S	Community State Bank of Rock Falls	26,498,924	661	621,765	12	135,000	135,000	1	1	0

DEFAULT AND FORECLOSURE REPORT JULY 1, 2005 - DECEMBER 31, 2005

Institution Type	1 (A) Dollar Amount of loans	1 (B) Number of loans	2(A) Dollar Amount of Loans In Default	2(B) Loans In Default	3(A) Dollar Amount of Foreclosures Filed	3(A) Dollar Amount of Foreclosures Closed	3(B) Foreclosures Filed	3(B) Foreclosures Closed	Loans Originated After 12/31/2002 As Reported in #3	Loans With Rate Greater 10% As Reported in #3
S Community Trust Bank	25,016,000	827	0	0	0	0	0	0	0	
S Corn Belt Bank and Trust Company	15,909,776	205	57,469	2	33,647	58,699	1	2	0	
S Country Bank	2,447,000	51	0	0	0	0	0	0	0	
S Crossroads Bank	13,730,790	288	56,621	1	0	0	0	0	0	
S Delaware Place Bank	1,731,369	32	0	0	0	0	0	0	0	
S Devon Bank	56,007,915	580	94,933	5	0	0	0	0	0	
S Dewey State Bank	2,884,277	67	81,197	2	18,932	0	1	0	0	
S Du Quoin State Bank	18,141,506	1,148	97,471	4	100,572	61,485	3	1	0	
S Durand State Bank	11,521,853	219	18,183	1	245,427	245,427	1	1	0	
S Edens Bank	55,005,707	333	747,067	2	0	0	0	0	0	
S Edgebrook Bank	4,974,296	22	0	0	0	0	0	0	0	
S Elkville State Bank	770,417	28	24,209	1	24,209	0	1	0	0	
S Erie State Bank	7,854,128	144	0	0	0	0	0	0	0	
S Evergreen Community Bank	21,910,132	329	0	0	0	0	0	0	0	
S Exchange State Bank	7,954,320	168	0	0	0	0	0	0	0	
S Fairview State Banking Company	3,240,395	114	17,931	1	15,000	0	1	0	0	
S Family Bank and Trust Co.	12,085,336	94	185,177	1	0	0	0	0	0	
S Farmer City State Bank	9,845,463	206	131,342	3	0	67,320	0	1	0	
S Farmers & Merchants Bank of Hutsonville	3,485,502	96	0	0	0	0	0	0	0	
S Farmers and Merchants State Bank of Bushnell	11,967,838	282	30,500	1	0	0	0	0	0	
S Farmers and Traders State Bank	5,001,186	62	0	0	0	0	0	0	0	
S Farmers State Bank	10,055,764	214	256,735	6	0	0	0	0	0	
S Farmers State Bank	50,838,059	974	0	0	0	0	0	0	0	
S Farmers State Bank & Trust Co	6,522,000	175	53	3	66,469	0	1	0	0	
S Farmers State Bank of Alto Pass, Illinois	39,456,555	776	300,800	5	0	0	0	0	0	
S Farmers State Bank of Camp Point	3,996,500	88	0	0	0	0	0	0	0	
S Farmers State Bank of Danforth	10,491,986	305	0	0	0	0	0	0	0	
S Farmers State Bank of Emden	545,606	15	0	0	0	0	0	0	0	
S Farmers State Bank of Hoffman	21,215,533	619	290,494	5	31,601	0	2	0	0	
S Farmers State Bank of Medora	1,061,836	32	0	0	0	0	0	0	0	
S Farmers State Bank of Sublette	5,649,174	125	311,558	7	0	0	0	0	0	
S Farmers State Bank of Western Illinois	11,863,828	402	77,552	2	42,000	65,850	1	3	0	
S Farmers State Bank, Astoria	2,970,213	148	0	0	0	0	0	0	0	
S Fayette County Bank	1,109,895	42	36,365	2	0	0	0	0	0	
S Federated Bank	7,054,717	197	146,950	2	0	0	0	0	0	
S First Bank & Trust	17,130,693	64	455,709	1	0	0	0	0	0	
S First Bank and Trust Company of Illinois	0	0	0	0	0	0	0	0	0	
S First Bank of Highland Park	89,052,728	543	0	0	0	0	0	0	0	
S First Bank of Manhattan	18,790,629	329	155,305	1	0	0	0	0	0	
S First Choice Bank	12,473,206	156	0	0	0	0	0	0	0	
S First Collinsville Bank	209,778,710	2,539	426,797	4	229,917	0	1	0	0	
S First Community Bank	18,367,014	225	0	0	0	0	0	0	0	
S First Community Bank and Trust	15,856,838	207	0	0	0	0	0	0	0	
S First Community Bank of Hillsboro	12,160,000	345	87,714	2	0	0	0	0	0	
S First Community Bank of Joliet	4,630,942	90	0	0	0	0	0	0	0	
S First Community Bank, Xenia-Flora	7,633,413	217	32,328	4	0	0	0	0	0	
S First Community State Bank	5,225,000	73	0	0	0	0	0	0	0	
S First County Bank	193,022,208	3,214	91,412	2	91,412	0	2	0	0	
S First DuPage Bank	17,467,986	46	0	0	0	0	0	0	0	
S First Farmers State Bank	8,824,695	144	0	0	0	0	0	0	0	
S First Illinois Bank	2,811,303	39	4,700	1	0	0	0	0	0	
S First Midwest Bank	396,110,411	5,995	2,579,524	59	246,738	116,433	12	4	0	
S First Nations Bank	28,945,900	237	0	0	0	0	0	0	0	
S First Personal Bank	31,299,000	200	58,000	1	0	0	0	0	0	
S First Security Bank	11,445,645	208	74,212	2	0	0	0	0	0	
S First Security Trust and Savings Bank	38,866,000	281	797,000	11	0	0	0	0	0	
S First Southern Bank	36,314,000	615	52,000	2	0	0	0	0	0	

DEFAULT AND FORECLOSURE REPORT JULY 1, 2005 - DECEMBER 31, 2005

Institution Type	1 (A) Dollar Amount of loans	1 (B) Number of loans	2(A) Dollar Amount of Loans In Default	2(B) Loans In Default	3(A) Dollar Amount of Foreclosures Filed	3(A) Dollar Amount of Foreclosures Closed	3(B) Foreclosures Filed	3(B) Foreclosures Closed	Loans Originated After 12/31/2002 As Reported in #3	Loans With Rate Greater 10% As Reported in #3
S First State Bank	135,373,326	2,055	425,070	6	0	0	0	0	0	
S First State Bank	80,913,244	1,314	205,365	8	0	56,121	0	1	0	
S First State Bank	8,760,049	297	238,986	7	27,246	0	1	0	0	
S First State Bank of Beardstown	9,664,000	327	225,000	2	0	47,000	0	1	0	
S First State Bank of Beecher City	10,433,604	336	116,331	5	0	0	0	0	0	
S First State Bank of Biggsville	3,236,214	80	70,730	2	0	0	0	0	0	
S First State Bank of Bloomington	19,649,400	360	362,374	3	0	81,982	0	1	0	
S First State Bank of Campbell Hill	15,072,000	368	41,996	2	0	0	0	0	0	
S First State Bank of Dix	9,455,000	481	190,000	4	54	0	1	0	0	
S First State Bank of Forrest	21,877,505	757	388,573	12	0	0	0	0	0	
S First State Bank of Olmsted	5,714,000	151	54,000	2	0	0	0	0	0	
S First State Bank of Red Bud	42,185,020	579	119,330	2	60,000	0	1	0	0	
S First State Bank of St Peter	2,039,343	66	108,111	1	0	0	0	0	0	
S First State Bank of Van Orin	2,689,450	57	4,527	1	0	0	0	0	0	
S First State Bank of West Salem	2,005,820	64	13,797	1	0	0	0	0	0	
S First State Bank of Western Illinois	19,625,000	641	24,745	2	0	0	0	0	0	
S First State Bank Shannon-Polo	49,354,648	790	24,361	1	0	0	0	0	0	
S First Trust & Savings Bank of Albany, Illinois	10,896,000	252	33,000	1	0	0	0	0	0	
S First Trust Bank of Illinois	55,997,825	808	244,689	4	0	0	0	0	0	
S First United Bank	83,102,477	569	0	0	0	0	0	0	0	
S Flanagan State Bank	16,527,235	705	130,536	1	0	0	0	0	0	
S Flora Bank & Trust	16,004,505	460	652,865	23	100,240	23,941	3	1	0	
S Forreton State Bank	13,676,729	296	68,758	2	0	0	0	0	0	
S Founders Bank	32,301,000	381	154,000	1	0	0	0	0	0	
S Franklin Bank	5,107,342	90	0	0	0	0	0	0	0	
S Franklin Grove Bank	3,934,680	67	0	0	0	0	0	0	0	
S Freedom Bank	3,101,095	37	0	0	0	0	0	0	0	
S Galena State Bank & Trust Co.	41,733,645	572	469,859	3	0	0	0	0	0	
S Gateway Community Bank	5,938,318	78	0	0	0	0	0	0	0	
S German-American State Bank	19,461,000	432	0	0	0	0	0	0	0	
S Germantown Trust & Savings Bank	48,275,036	839	0	0	0	0	0	0	0	
S Glasford State Bank	5,244,469	180	0	0	0	0	0	0	0	
S Glenview State Bank	160,335,000	1,566	0	0	0	0	0	0	0	
S Golden State Bank	1,845,000	45	0	0	0	0	0	0	0	
S Goodfield State Bank	9,268,141	123	0	0	0	49,000	0	1	0	
S GreatBank	22,451,660	249	261,848	2	151,192	0	1	0	0	
S Greater Chicago Bank	6,185,023	79	76,487	1	76,487	0	1	0	0	
S H F Gehant Banking Co	6,623,628	109	0	0	0	0	0	0	0	
S Hardware State Bank	1,877,118	56	0	0	0	0	0	0	0	
S Hartsburg State Bank	1,782,425	41	0	0	0	0	0	0	0	
S Heartland Bank and Trust Company	635,675,261	7,689	344,353	10	72,409	185,198	2	2	0	
S Henry State Bank	9,627,272	219	22,133	1	0	0	0	0	0	
S Heritage Bank	62,351,828	724	5,645	1	67,431	67,431	1	1	0	
S Heritage Bank of Central Illinois	34,955,823	684	71,318	4	23,868	0	1	0	0	
S Heritage Bank of Schaumburg	35,142,000	398	0	0	0	0	0	0	0	
S Heritage State Bank	9,861,823	198	0	0	0	0	0	0	0	
S Herrin Security Bank	27,477,075	620	266,441	9	98,539	63,104	4	1	0	
S Highland Community Bank	10,878,500	120	193,504	3	98,717	0	1	0	0	
S Hinsbrook Bank and Trust	46,298,000	139	0	0	0	0	0	0	0	
S Hinsdale Bank & Trust Company	144,545,152	1,218	67,470	1	463,871	0	2	0	0	
S Holcomb State Bank	14,170,500	498	0	0	0	0	0	0	0	
S Homestar Bank	638,201,392	7,441	1,348,051	19	756,766	64,798	6	1	0	
S Hyde Park Bank and Trust Company	15,030,515	49	0	0	0	0	0	0	0	
S Illini Bank	69,840,726	1,490	480,434	10	80,838	45,734	2	1	0	
S Illini State Bank	10,130,651	210	181,716	6	37,313	0	1	0	0	
S Independent Bankers	0	0	0	0	0	0	0	0	0	
S Inland Bank and Trust	33,818,500	322	694,486	9	0	280,900	0	1	1	

DEFAULT AND FORECLOSURE REPORT JULY 1, 2005 - DECEMBER 31, 2005

Institution Type	1 (A) Dollar Amount of loans	1 (B) Number of loans	2(A) Dollar Amount of Loans In Default	2(B) Loans In Default	3(A) Dollar Amount of Foreclosures Filed	3(A) Dollar Amount of Foreclosures Closed	3(B) Foreclosures Filed	3(B) Foreclosures Closed	Loans Originated After 12/31/2002 As Reported in #3	Loans With Rate Greater 10% As Reported in #3
S Interstate Bank	26,231,294	281	72,071	1	0	0	0	0	0	0
S Ipava State Bank	11,972,000	283	49	1	35,000	35,000	1	1	0	0
S Iroquois Farmers State Bank	4,878,758	108	238,884	7	251,205	0	6	0	0	0
S Itasca Bank & Trust Co	31,448,038	209	54,000	1	0	0	0	0	0	0
S Jersey State Bank	59,264,174	979	446,905	7	0	448,710	0	1	0	0
S Joy State Bank	5,578,242	176	141,160	3	0	0	0	0	0	0
S Kenney Bank and Trust	1,317,420	7	0	0	0	0	0	0	0	0
S Kent Bank	19,798,248	1,019	152,719	4	26,000	59,675	1	1	0	0
S Kinderhook State Bank	2,607,903	77	110,492	1	0	104,786	0	1	0	0
S La Salle State Bank	24,006,692	504	20,066	1	20,066	0	1	0	0	0
S Labe Bank	46,315,425	411	313,918	4	0	0	0	0	0	0
S Lake Forest Bank & Trust Company	351,569,073	2,606	81,207	1	0	0	0	0	0	0
S Lakeside Bank	8,138,328	46	255,983	1	0	0	0	0	0	0
S Laura State Bank	1,277,405	40	21,418	1	0	0	0	0	0	0
S Lena State Bank	4,247,565	97	0	0	0	0	0	0	0	0
S Liberty Bank	87,575,602	1,876	533,191	9	192,959	25,805	2	1	0	0
S Libertyville Bank & Trust Company	128,313,818	1,227	130	1	0	0	0	0	0	0
S LincolnWay Community Bank	7,000,000	1	0	0	0	0	0	0	0	0
S Logan County Bank	11,190,341	275	34,346	1	0	0	0	0	0	0
S Longview State Bank	6,375,598	124	35,399	2	0	0	0	0	0	0
S Main Street Bank & Trust	334,585,978	4,750	1,769,559	29	133,062	0	2	0	0	0
S MainSource Bank of Illinois	13,198,000	290	28,000	1	63,350	125,683	1	3	0	0
S Marine Bank & Trust	18,134,952	404	205,080	6	0	0	0	0	0	0
S Marine Bank, Springfield	456,794,000	4,559	191,000	5	464,000	652,000	6	5	1	0
S Maroa Forsyth Community Bank	3,947,200	576	0	0	0	0	0	0	0	0
S Marquette Bank	288,411,000	2,309	131,443	1	0	0	0	0	0	0
S Marseilles Bank	9,191,000	142	0	0	0	0	0	0	0	0
S Marshall County State Bank	2,391,714	96	138,530	3	0	0	0	0	0	0
S Mazon State Bank	24,674,000	426	118,006	2	37,300	0	1	0	0	0
S Mercantile Trust & Savings Bank	83,713,917	1,679	580,771	15	160,077	132,145	2	4	2	0
S Merchants and Manufacturers Bank	5,856,337	76	0	0	0	0	0	0	0	0
S Meridian Bank	3,253,074	70	105,535	2	102,843	57,103	2	1	0	0
S Metropolitan Bank and Trust Company	45,746,624	222	896,227	5	23,282	0	1	0	0	0
S Metropolitan Capital Bank	1,692,666	3	0	0	0	0	0	0	0	0
S Middletown State Bank	3,004,000	66	0	0	0	0	0	0	0	0
S Midland Community Bank	9,216,497	303	0	0	0	0	0	0	0	0
S Midland States Bank	30,267,000	614	809,000	28	242,200	85,500	4	1	0	0
S Midwest Bank of Western Illinois	12,130,336	1,010	71,035	3	98,677	98,677	3	3	0	0
S Midwest Community Bank	138,834,189	1,993	24,474	1	81,383	81,383	1	1	0	0
S Milledgeville State Bank	6,423,094	246	0	0	0	0	0	0	0	0
S Morton Community Bank	294,956,039	5,393	840,418	15	88,151	0	1	0	0	0
S Municipal Trust and Savings Bank	59,740,000	1,159	194,000	3	0	0	0	0	0	0
S Murphy-Wall State Bank and Trust Company	16,237,383	513	172,596	5	0	0	0	0	0	0
S New Asia Bank	46,073,653	359	0	0	0	0	0	0	0	0
S New Century Bank	40,956,409	154	0	0	0	0	0	0	0	0
S New City Bank	5,523,394	20	0	0	0	0	0	0	0	0
S NLSB	157,876,902	1,745	728,300	4	0	0	0	0	0	0
S NorStates Bank	60,200,000	1,060	414,000	8	293,000	0	4	0	0	0
S North Adams State Bank	4,730,000	101	79,000	2	0	0	0	0	0	0
S North Bank	8,488,553	33	1,447,950	2	1,086,410	1,086,410	1	1	0	0
S North Central Bank	25,952,000	511	164,000	3	0	0	0	0	0	0
S North Community Bank	96,689,936	318	385,872	6	0	0	0	0	0	0
S North Shore Community Bank & Trust Company	177,164,891	1,146	813,970	3	0	0	0	0	0	0
S Northbrook Bank & Trust Company	26,294,179	62	0	0	0	0	0	0	0	0
S Northside Community Bank	22,827,864	95	221,424	2	607,579	0	3	0	0	0
S Northwest Bank of Rockford	169,482,605	2,489	1,342,499	21	136,262	347,766	2	4	1	0
S Oak Bank	24,086,178	440	159,922	1	0	0	0	0	0	0

DEFAULT AND FORECLOSURE REPORT JULY 1, 2005 - DECEMBER 31, 2005

Institution Type	1 (A) Dollar Amount of loans	1 (B) Number of loans	2(A) Dollar Amount of Loans In Default	2(B) Loans In Default	3(A) Dollar Amount of Foreclosures Filed	3(A) Dollar Amount of Foreclosures Closed	3(B) Foreclosures Filed	3(B) Foreclosures Closed	Loans Originated After 12/31/2002 As Reported in #3	Loans With Rate Greater 10% As Reported in #3	
S	Oak Brook Bank	293,633,548	3,267	353,413	3	98,037	98,037	1	1	0	0
S	Oakdale State Bank	3,713,000	86	37,000	2	0	0	0	0	0	0
S	Old Farmers & Merchants State Bank	7,012,000	153	37,000	1	0	0	0	0	0	0
S	Old Second Bank-Kane County	69,467,182	507	69,865	1	0	0	0	0	0	0
S	Oswego Community Bank	19,827,485	298	0	0	0	0	0	0	0	0
S	Oxford Bank and Trust	41,367,612	699	0	0	0	0	0	0	0	0
S	Pacific Global Bank	35,656,642	355	241,303	1	139,000	0	1	0	0	0
S	Palmer Bank	4,542,524	113	158,596	2	0	12,645	0	1	0	0
S	Palos Bank and Trust Company	32,147,497	407	535,176	3	0	194,974	0	1	0	0
S	Park Ridge Community Bank	45,656,164	235	0	0	0	0	0	0	0	0
S	Parkway Bank and Trust Company	31,416,991	146	418,376	3	0	0	0	0	0	0
S	Partners Bank	26,312,548	328	227,566	1	0	0	0	0	0	0
S	Peoples Bank & Trust	17,112,268	487	84,464	3	196,276	134,830	4	3	0	0
S	Peoples Bank of Kankakee County	92,455,820	1,346	83,652	3	82,397	0	2	0	0	0
S	Peoples Bank of Macon	2,912,753	73	0	0	0	0	0	0	0	0
S	Peoples State Bank	4,551,000	85	0	0	0	0	0	0	0	0
S	Peoples State Bank of Chandlerville	9,357,500	286	143,849	4	0	0	0	0	0	0
S	Peoples State Bank of Colfax	4,758,696	114	0	0	0	0	0	0	0	0
S	Peoples State Bank of Mansfield	17,356,000	362	98,000	4	25,200	0	1	0	0	0
S	Peotone Bank and Trust Company	16,320,000	119	465,000	3	0	0	0	0	0	0
S	Petefish Skiles & Co	18,219,149	375	0	0	0	0	0	0	0	0
S	Philo Exchange Bank	9,648,032	167	0	0	0	0	0	0	0	0
S	Plaza Bank	76,300,795	354	962,966	8	0	0	0	0	0	0
S	Port Byron State Bank	8,853,794	208	0	0	0	0	0	0	0	0
S	Prairie Bank and Trust Company	39,883,520	469	297,822	8	1,030,000	1,555,000	2	3	0	0
S	Prairie Community Bank	40,106,517	309	0	0	0	0	0	0	0	0
S	Prairie State Bank & Trust	45,469,794	672	0	0	62,906	62,906	4	4	0	0
S	Preferred Bank	11,197,712	267	218,322	5	45,000	45,000	1	1	0	0
S	Premier Bank of Jacksonville	34,906,987	785	106,074	4	0	0	0	0	0	0
S	Princeville State Bank	6,550,763	133	224,378	2	0	0	0	0	0	0
S	Providence Bank, LLC	2,070,135	8	0	0	0	0	0	0	0	0
S	Raritan State Bank	17,984,537	445	421,774	9	188,730	51,108	4	1	0	0
S	Ravenswood Bank	21,740,000	72	29,000	1	0	0	0	0	0	0
S	Republic Bank of Chicago	73,501,000	401	0	0	0	0	0	0	0	0
S	Reynolds State Bank	164,000	8	0	0	0	0	0	0	0	0
S	Riverside Community Bank	18,906,682	196	0	0	0	0	0	0	0	0
S	Rochester State Bank	7,679,762	148	88,194	3	0	0	0	0	0	0
S	Rock River Bank	6,857,000	93	0	0	0	0	0	0	0	0
S	Rockford Bank and Trust Company	2,301,756	29	0	0	0	0	0	0	0	0
S	Royal American Bank	27,188,260	90	0	0	0	0	0	0	0	0
S	Rushville State Bank	4,822,500	141	0	0	0	0	0	0	0	0
S	Sainte Marie State Bank	514,178	11	0	0	0	0	0	0	0	0
S	Sauk Valley Bank & Trust Company	29,934,230	552	744,908	12	230,550	0	5	0	0	0
S	Savanna-Thomson State Bank	9,602,801	222	36,500	1	0	0	0	0	0	0
S	Schuyler State Bank	3,898,407	100	0	0	0	0	0	0	0	0
S	Scott State Bank	13,401,500	364	249,500	6	0	0	0	0	0	0
S	Security State Bank of Hamilton	15,585,001	397	214,162	5	93,226	0	2	0	0	0
S	Shelby County State Bank	17,000,000	356	0	0	0	0	0	0	0	0
S	Sheridan State Bank	5,967,626	88	0	0	0	0	0	0	0	0
S	ShoreBank	157,137,782	1,217	1,824,710	36	657,736	86,598	11	2	0	0
S	Sidell State Bank	1,626,000	48	76,000	2	0	0	0	0	0	0
S	South Pointe Bank	114,465,186	1,868	1,252,516	22	189,580	20,000	4	1	0	0
S	South Side Trust & Savings Bank of Peoria	202,228,135	2,882	748,739	11	0	0	0	0	0	0
S	Southern Illinois Bank	11,964,000	239	217,000	3	78,000	0	2	0	0	0
S	SouthernTrust Bank	2,097,000	51	0	0	0	0	0	0	0	0
S	Soy Capital Bank and Trust Company	17,446,048	941	51,086	2	41,897	71,484	1	1	0	0
S	Spring Valley City Bank	58,813,294	1,042	367,922	8	137,195	72,195	3	2	0	0

DEFAULT AND FORECLOSURE REPORT JULY 1, 2005 - DECEMBER 31, 2005

Institution Type	1 (A) Dollar Amount of loans	1 (B) Number of loans	2(A) Dollar Amount of Loans In Default	2(B) Loans In Default	3(A) Dollar Amount of Foreclosures Filed	3(A) Dollar Amount of Foreclosures Closed	3(B) Foreclosures Filed	3(B) Foreclosures Closed	Loans Originated After 12/31/2002 As Reported in #3	Loans With Rate Greater 10% As Reported in #3
S Standard Bank and Trust Company	241,717,498	2,391	601,603	10	205,900	0	2	0	0	0
S State Bank	4,463,649	113	0	0	0	0	0	0	0	0
S State Bank	90,888,289	1,012	20,699	1	389,372	389,372	4	4	0	0
S State Bank and Trust	32,559,432	342	89,638	1	0	0	0	0	0	0
S State Bank of Arthur	10,187,985	265	136,723	5	0	0	0	0	0	0
S State Bank of Ashland	15,553,245	322	17,616	2	0	0	0	0	0	0
S State Bank of Augusta	2,267,884	71	0	0	0	0	0	0	0	0
S State Bank of Bement	7,413,000	129	325,000	6	0	0	0	0	0	0
S State Bank of Cerro Gordo	6,574,603	187	101,173	3	46,439	46,439	1	1	0	0
S State Bank of Cherry	14,129,438	267	0	0	0	0	0	0	0	0
S State Bank of Chrisman	5,041,526	105	183,499	3	0	0	0	0	0	0
S State Bank of Colusa	1,758,434	59	0	0	0	0	0	0	0	0
S State Bank of Countryside	36,125,496	231	0	0	0	0	0	0	0	0
S State Bank of Davis	12,781,560	1,793	156,650	3	0	0	0	0	0	0
S State Bank of Graymont	14,857,925	414	0	0	42,261	0	1	0	0	0
S State Bank of Herscher	19,291,596	623	90,360	2	0	0	0	0	0	0
S State Bank of Illinois	75,088,000	1,341	469,302	5	0	0	0	0	0	0
S State Bank of Industry	4,594,755	149	30,560	1	0	0	0	0	0	0
S State Bank of Lincoln	272,127,750	3,952	965,690	18	465,339	180,064	8	3	0	0
S State Bank of Nauvoo	7,580,676	156	139,452	4	0	0	0	0	0	0
S State Bank of Niantic	12,905,000	315	354,000	8	0	0	0	0	0	0
S State Bank of Paw Paw	2,991,000	37	0	0	0	0	0	0	0	0
S State Bank of Prairie Du Rocher	14,298,669	279	0	0	0	0	0	0	0	0
S State Bank of Saunemin	3,070,284	68	41,115	1	41,115	0	1	0	0	0
S State Bank of Speer	14,356,171	302	40,551	1	0	0	0	0	0	0
S State Bank of St Jacob	10,229,000	164	0	0	0	0	0	0	0	0
S State Bank of The Lakes	267,673,991	3,145	375,616	3	375,616	0	3	0	0	0
S State Bank of Toulon	7,586,321	264	59,548	1	0	0	0	0	0	0
S State Bank of Waterloo	30,483,964	486	422,351	5	0	0	0	0	0	0
S State Bank of Whittington	19,579,595	632	104,733	5	30,479	13,124	1	1	0	0
S State Street Bank and Trust Company	16,606,815	1,211	56,226	2	0	0	0	0	0	0
S STC Capital Bank	0	0	0	0	0	0	0	0	0	0
S Strategic Capital Bank	2,443,365	40	0	0	0	0	0	0	0	0
S Suburban Bank & Trust Company	18,360,775	168	40,832	1	0	17,000	0	1	0	0
S Table Grove State Bank	3,420,652	100	0	0	0	0	0	0	0	0
S Teutopolis State Bank	27,286,784	574	0	0	0	0	0	0	0	0
S Texico State Bank	1,617,000	52	0	0	0	0	0	0	0	0
S The Bank	21,056,496	408	61,788	1	0	0	0	0	0	0
S The Bank of Carbondale	22,381,652	516	13,810	1	0	0	0	0	0	0
S The Bank of Commerce	9,573,873	51	139,875	2	0	0	0	0	0	0
S The Bank of Edwardsville	162,392,175	5,968	2,701,500	32	392,426	0	8	0	0	0
S The Bank of Herrin	21,930,500	401	267,500	6	54,860	0	2	0	0	0
S The Bank of Lawrence County	2,654,439	57	0	0	0	0	0	0	0	0
S The Bank of Marion	14,438,625	464	210,478	6	213,000	0	2	0	0	0
S The Clay City Banking Co	7,649,476	244	101,623	5	5,792	0	1	0	0	0
S The Edgar County Bank and Trust Co.	12,331,665	375	77,336	4	14,740	0	1	0	0	0
S The Elgin State Bank	14,297,522	232	59,922	1	0	94,790	0	1	0	0
S The Elizabeth State Bank	10,810,000	175	0	0	0	0	0	0	0	0
S The Farmers and Mechanics Bank	70,244,242	1,515	13,399	1	13,399	0	1	0	0	0
S The Farmers and Merchants State Bank of Virden	9,991,734	251	23,842	1	0	0	0	0	0	0
S The Farmers Bank of Liberty	10,615,170	304	156,345	6	0	41,912	0	1	0	0
S The Farmers Bank of Mt Pulaski	7,205,146	159	239,504	5	0	29,034	0	1	0	0
S The Farmers State Bank and Trust Company	57,187,212	1,108	423,662	12	105,500	225,677	2	4	0	0
S The First Bank and Trust Company of Murphysboro	7,036,000	147	19,000	1	0	0	0	0	0	0
S The First Commercial Bank	52,671,622	250	1,188,698	4	0	0	0	0	0	0
S The First State Bank of Dongola	8,181,595	183	3,869	1	0	0	0	0	0	0
S The First State Bank of Grand Chain	2,925,590	74	15,966	1	0	63,579	0	1	0	0

DEFAULT AND FORECLOSURE REPORT JULY 1, 2005 - DECEMBER 31, 2005

Institution Type	1 (A) Dollar Amount of loans	1 (B) Number of loans	2(A) Dollar Amount of Loans In Default	2(B) Loans In Default	3(A) Dollar Amount of Foreclosures Filed	3(A) Dollar Amount of Foreclosures Closed	3(B) Foreclosures Filed	3(B) Foreclosures Closed	Loans Originated After 12/31/2002 As Reported in #3	Loans With Rate Greater 10% As Reported in #3	
S The First State Bank of Winchester, Illinois	4,362,000	144	17,000	2	0	0	0	0	0	0	
S The First Trust and Savings Bank of Watseka	17,304,000	359	28,000	2	0	0	0	0	0	0	
S The Foster Bank	61,316,288	306	186,025	1	0	0	0	0	0	0	
S The Gerber State Bank	6,671,512	163	54,617	1	0	0	0	0	0	0	
S The Gifford State Bank	14,163,900	316	137,898	3	0	0	0	0	0	0	
S The Harvard State Bank	45,859,000	464	137,000	1	108,211	0	2	0	0	0	
S The Heights Bank	22,679,571	386	160,238	1	0	0	0	0	0	0	
S The Hill-Dodge Banking Company	5,788,796	179	0	0	0	0	0	0	0	0	
S The Iuka State Bank	5,383,897	146	47,589	3	0	0	0	0	0	0	
S The John Warner Bank	7,191,000	158	0	0	0	0	0	0	0	0	
S The Leaders Bank	14,150,610	35	123,187	1	0	0	0	0	0	0	
S The Northern Trust Company	2,713,578,745	9,158	4,378,833	28	1,614,385	67,767	12	1	0	0	
S The Peoples	15,968,878	173	0	0	0	0	0	0	0	0	
S The Peoples State Bank of Newton, Illinois	20,426,427	641	190,152	12	37,525	63,914	2	3	0	4	
S The Poplar Grove State Bank	13,604,052	198	26,689	1	0	0	0	0	0	0	
S The PrivateBank and Trust Company	266,282,446	223	3,775	1	0	0	0	0	0	0	
S The State Bank of Annawan	2,414,774	55	0	0	0	0	0	0	0	0	
S The State Bank of Blue Mound	2,019,125	50	0	0	0	0	0	0	0	0	
S The State Bank of Geneva	6,930,000	77	0	0	0	0	0	0	0	0	
S The State Bank of Lima	2,121,691	60	123,520	3	0	0	0	0	0	0	
S The State Bank of Pearl City	5,457,084	130	94,543	2	0	0	0	0	0	0	
S The Village Bank	18,893,000	306	32,000	1	0	0	0	0	0	0	
S Timewell State Bank	2,606	1	0	0	0	0	0	0	0	0	
S Tompkins State Bank	11,618,681	314	367,360	8	0	78,800	0	2	0	0	
S Town & Country Bank	17,072,930	596	147,898	3	1	65,497	1	1	0	0	
S Town & Country Bank of Springfield	360,886,794	5,626	392,545	9	193,546	179,943	3	3	0	0	
S Town and Country Bank of Quincy	15,095,657	201	1,231,000	2	0	0	0	0	0	0	
S Town Community Bank and Trust	2,867,945	40	0	0	0	0	0	0	0	0	
S Trustbank	29,624,191	563	81,939	3	23,166	0	1	0	0	0	
S UnionBank	367,400,636	5,656	2,076,000	72	660,576	89,536	13	2	0	0	
S United Community Bank	577,649,700	151	0	0	0	11,489,000	0	3	0	0	
S United Community Bank	780,340,000	11,385	3,366,000	69	974,991	760,697	17	11	0	0	
S United Community Bank of Lisle	7,190,454	18	0	0	0	0	0	0	0	0	
S Valley Bank	5,650,741	79	61,400	1	0	0	0	0	0	0	
S Valley Community Bank	20,947,000	122	0	0	0	0	0	0	0	0	
S Vermilion Valley Bank	12,206,896	299	252,698	8	65,623	99,266	2	2	0	0	
S Vermont State Bank	3,026,325	100	68,712	3	0	0	0	0	0	0	
S Villa Grove State Bank	32,511,302	463	7,680	1	0	0	0	0	0	0	
S Village Bank & Trust	13,475,000	52	0	0	0	0	0	0	0	0	
S Warren-Boynton State Bank	38,268,500	637	0	0	0	0	0	0	0	0	
S Washington State Bank	11,324,060	150	0	0	0	0	0	0	0	0	
S Waterman State Bank	4,431,348	58	228,600	2	0	0	0	0	0	0	
S Wemple State Bank	0	0	0	0	0	0	0	0	0	0	
S Wenona State Bank	2,398,109	70	77,604	2	0	0	0	0	0	0	
S West Pointe Bank and Trust Company	41,232,289	1,036	523,232	11	0	196,000	0	2	0	0	
S West Suburban Bank	396,115,229	9,204	456,854	4	381,228	37,179	2	1	0	0	
S Wheaton Bank & Trust Company	1,422,787	8	30,439	1	0	0	0	0	0	0	
S White Hall Bank	7,083,443	186	132,041	4	0	0	0	0	0	0	
S Williamsville State Bank & Trust	34,563,000	698	99,411	1	570,500	146,500	4	1	0	0	
S Winfield Community Bank	5,127,979	57	0	0	0	0	0	0	0	0	
S Wyoming Bank & Trust Co.	1,625,217	34	0	0	0	0	0	0	0	0	
	449	23,977,916,860	307,123	97,539,666	1,675	25,923,245	24,447,447	336	163	6	6

Institution Type	1 (A) Dollar Amount of loans	1 (B) Number of loans	2(A) Dollar Amount of Loans In Default	2(B) Loans In Default	3(A) Dollar Amount of Foreclosures Filed	3(A) Dollar Amount of Foreclosures Closed	3(B) Foreclosures Filed	3(B) Foreclosures Closed	Loans Originated After 12/31/2002 As Reported in #3	Loans With Rate Greater 10% As Reported in #3
<u>Entities Failing to File Default and Foreclosure Reports for Period July 1, 2005 to December 31, 2005</u>										
S	AztecAmerica Bank	Berwyn	IL							
S	Community Bank of Lawndale	Chicago	IL							
S	Farmers State Bank of Fulton County	Lewistown	IL							
S	First American Bank	Carpentersville	IL							
S	GreatBank Chicago	Skokie	IL							
S	Grundy Bank	Morris	IL							
S	Heritage Community Bank	Glenwood	IL							
S	International Bank of Chicago	Chicago	IL							
S	Midwest Bank and Trust Company	Elmwood Park	IL							
S	Mutual Bank	Harvey	IL							
S	Oak Lawn Bank	Oak Lawn	IL							
S	Old Second Bank-Yorkville	Yorkville	IL							
S	Pan American Bank	Chicago	IL							
S	Premier Bank	Wilmette	IL							
M	Ameriquist Mortgage Company	Orange	CA							
M	AmPro Mortgage Corporation	Phoenix	AZ							
M	Cimarron Mortgage Company	Jackson	MS							
M	Classic Home Lending, Inc.	Houston	TX							
M	Edgebrook Mortgage Corporation	Chicago	IL							
M	Hic-Star Corporation dba WestWorks Mortgage	Santa Ana	CA							
M	Irwin Union Bank and Trust Company	Carson City	NV							
M	James F. Messinger & Company, Inc.	Alsip	IL							
M	Long Beach Mortgage Company	Anaheim	CA							
M	Mortgage Clearing Corporation	Tulsa	OK							
M	Quest Asset Management, Inc.	Orange	CA							
M	Real Estate Mortgage Network, Inc.	River Edge	NJ							
M	SLM Financial Corporation d/b/a Sallie Mae Mortgage	Mount Laurel	NJ							
M	Wendover Financial Services Corporation	Beaverton	OR							
M	World Wide Financial Services, Inc.	South	MI							

APPENDIX B

Foreclosures by County

<u>County</u>	<u>Foreclosures</u>	<u>County</u>	<u>Foreclosures</u>
Adams	39	Livingston	27
Alexander	12	Logan	40
Bond	13	Macon	101
Boone	51	Macoupin	48
Brown	3	Madison	322
Bureau	20	Marion	77
Calhoun	2	Marshall	7
Carroll	19	Mason	13
Cass	30	Massac	14
Champaign	62	McDonough	12
Christian	35	McHenry	232
Clark	15	McLean	87
Clay	16	Menard	12
Clinton	29	Mercer	24
Coles	32	Monroe	21
Cook	5267	Montgomery	19
Crawford	12	Morgan	58
Cumberland	3	Moultrie	5
De Witt	5	Ogle	41
DeKalb	49	Peoria	161
Douglas	17	Perry	20
DuPage	154	Piatt	8
Edgar	22	Pike	20
Edwards	1	Pope	1
Effingham	15	Pulaski	1
Fayette	12	Putnam	4
Ford	7	Randolph	19
Franklin	52	Richland	9
Fulton	42	Rock Island	127
Gallatin	4	Saline	24
Greene	21	Sangamon	206
Grundy	22	Schuyler	7
Hamilton	4	Scott	4
Hancock	10	Shelby	13
Hardin	1	St. Clair	71
Henderson	10	Stark	3
Henry	47	Stephenson	65
Iroquois	40	Tazewell	91
Jackson	27	Union	15
Jasper	10	Vermilion	84
Jefferson	25	Wabash	13
Jersey	24	Warren	21
Jo Daviess	6	Washington	5
Johnson	18	Wayne	1
Kane	333	White	6
Kankakee	175	Whiteside	68
Kendall	45	Will	544
Knox	82	Williamson	49
La Salle	56	Winnebago	380
Lake	467	Woodford	17
Lawrence	22		
Lee	31		

Illinois Foreclosures by County

Foreclosures > 500

751 to 5,500

501 to 750

Foreclosures 101 - 500

401 to 500

301 to 400

201 to 300

101 to 200

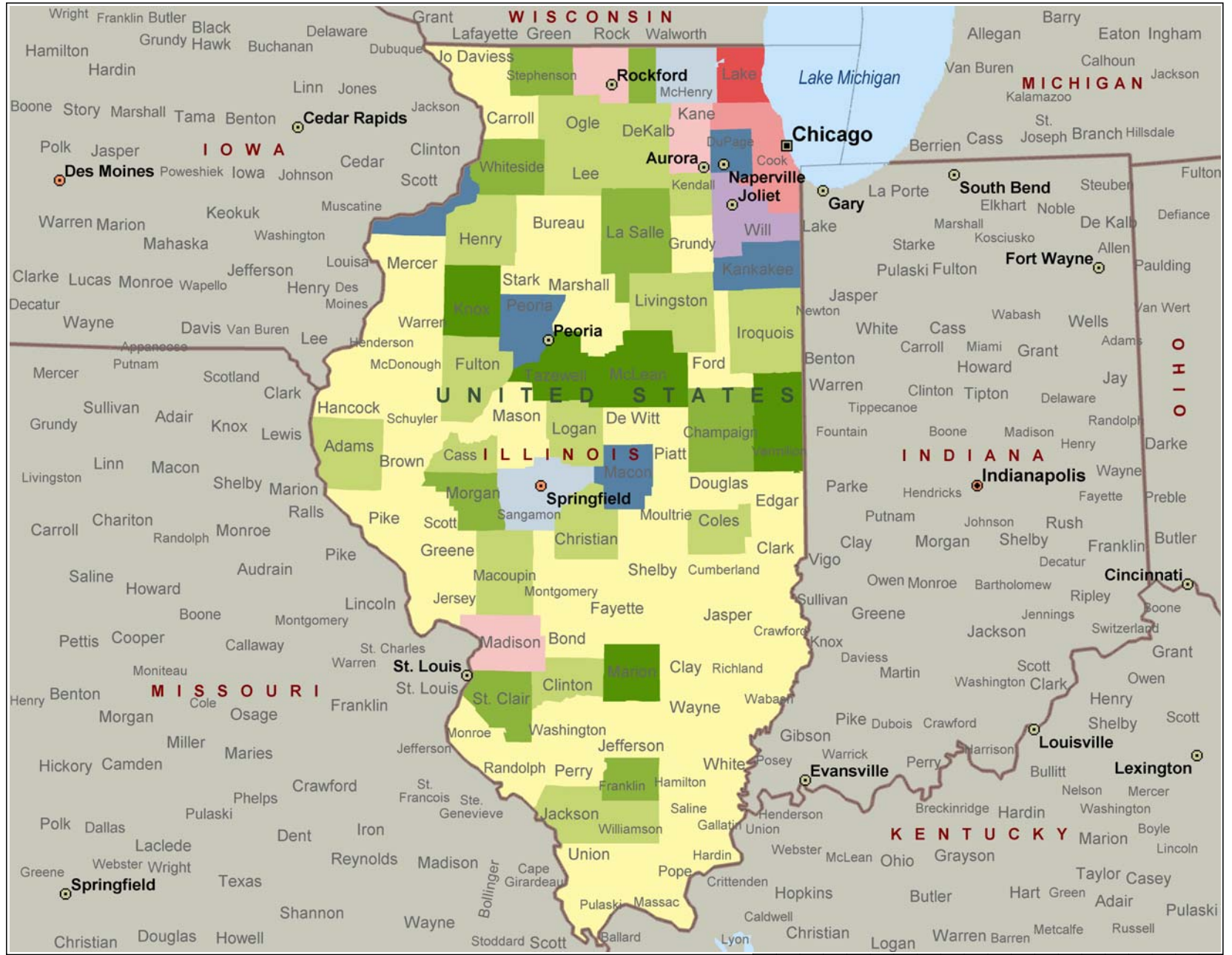
Foreclosures 1 - 100

76 to 100

51 to 75

26 to 50

1 to 25

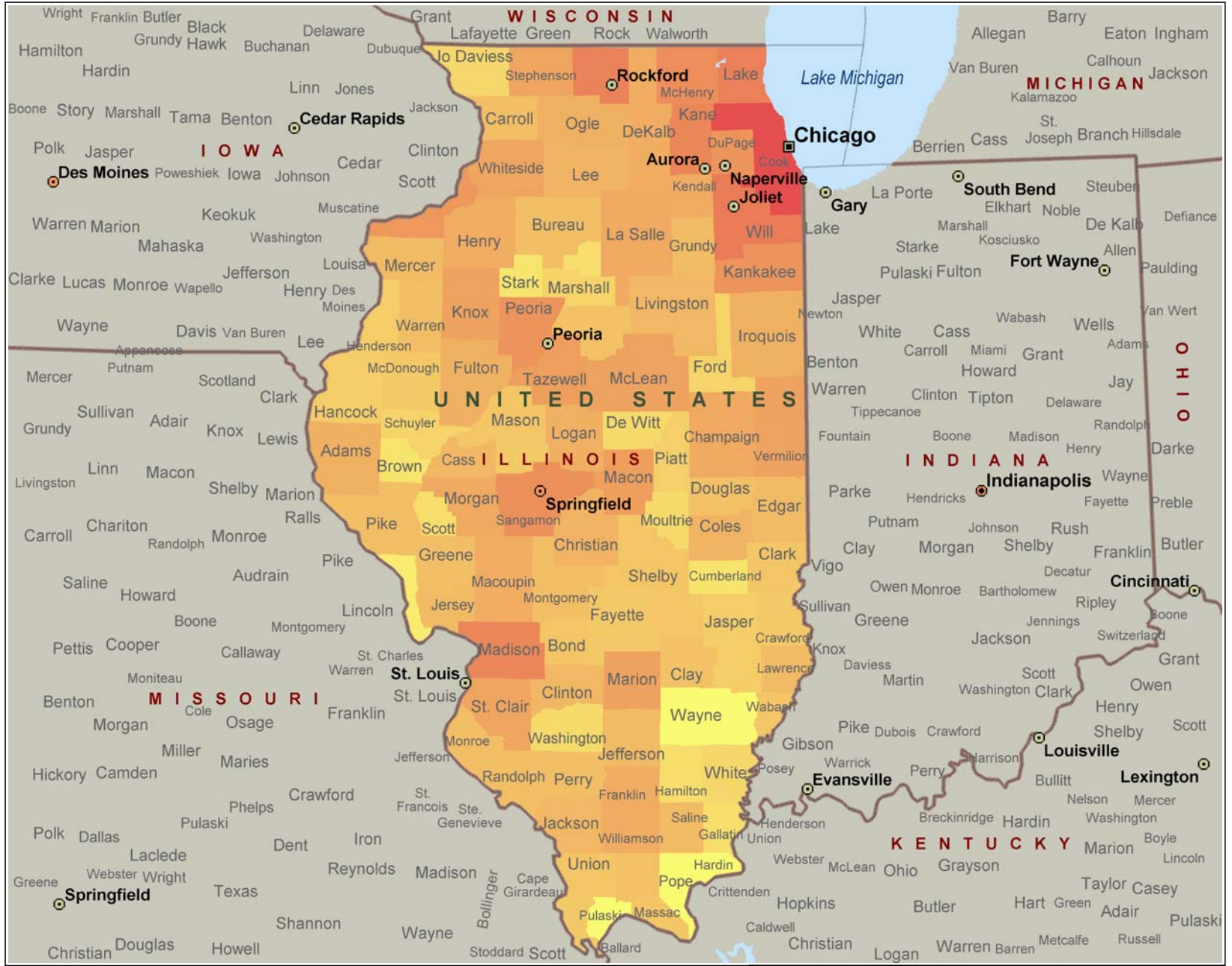
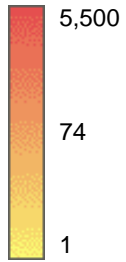


0 mi 50 100 150 200

Copyright © and (P) 1988–2006 Microsoft Corporation and/or its suppliers. All rights reserved. <http://www.microsoft.com/mappoint/>
 Portions © 1990–2005 InstallShield Software Corporation. All rights reserved. Certain mapping and direction data © 2005 NAVTEQ. All rights reserved. The Data for areas of Canada includes information taken with permission from Canadian authorities, including: © Her Majesty the Queen in Right of Canada, © Queen's Printer for Ontario. NAVTEQ and NAVTEQ ON BOARD are trademarks of NAVTEQ. © 2005 Tele Atlas North America, Inc. All rights reserved. Tele Atlas and Tele Atlas North America are trademarks of Tele Atlas, Inc.

Illinois Foreclosures by County

Foreclosures by County

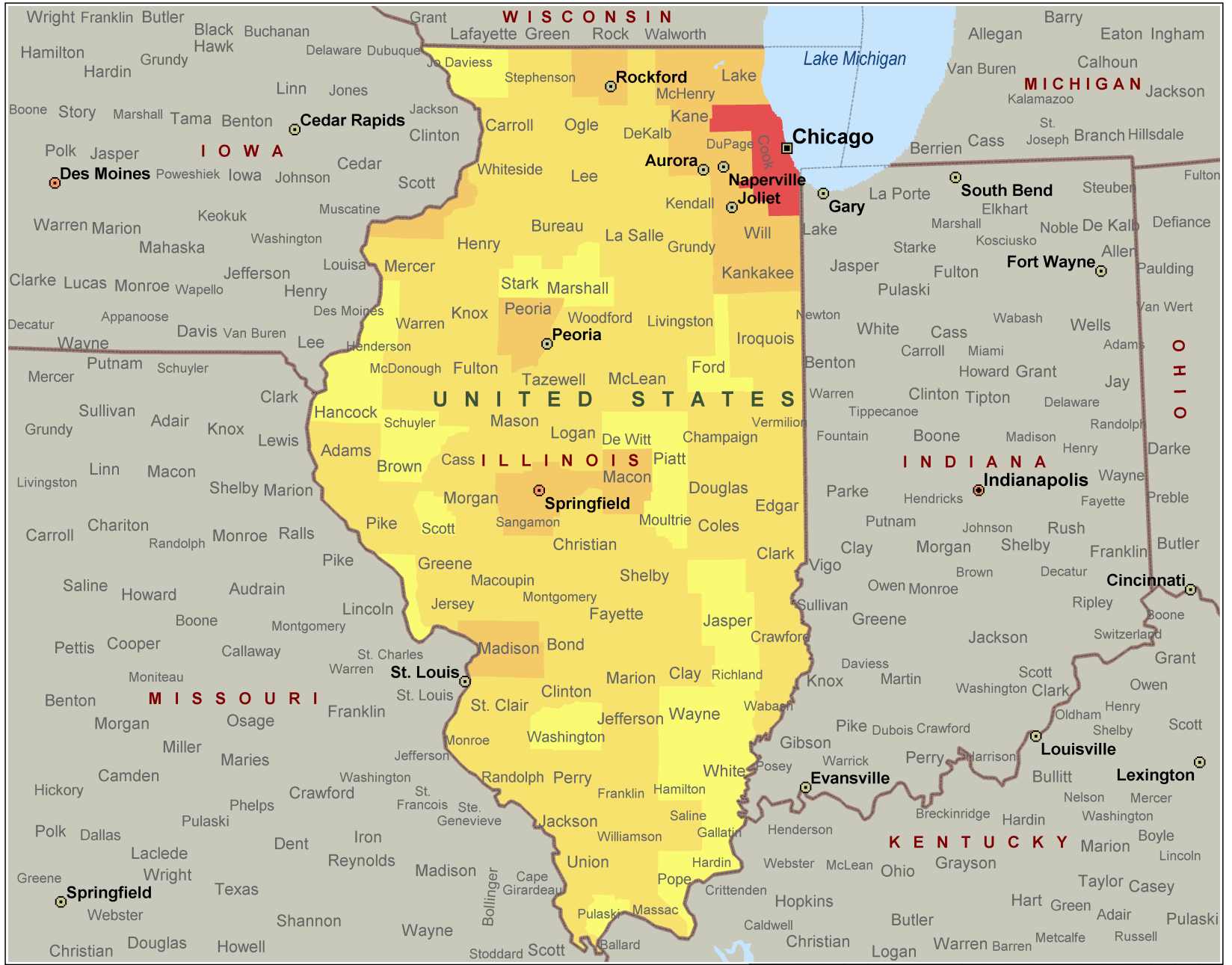
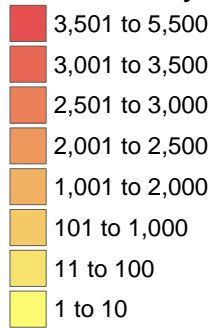


0 mi 50 100 150 200

Copyright © and (P) 1988–2006 Microsoft Corporation and/or its suppliers. All rights reserved. <http://www.microsoft.com/mappoint/>
Portions © 1990–2005 InstallShield Software Corporation. All rights reserved. Certain mapping and direction data © 2005 NAVTEQ. All rights reserved. The Data for areas of Canada includes information taken with permission from Canadian authorities, including: © Her Majesty the Queen in Right of Canada, © Queen's Printer for Ontario. NAVTEQ and NAVTEQ ON BOARD are trademarks of NAVTEQ. © 2005 Tele Atlas North America, Inc. All rights reserved. Tele Atlas and Tele Atlas North America are trademarks of Tele Atlas, Inc.

Illinois Foreclosures by County

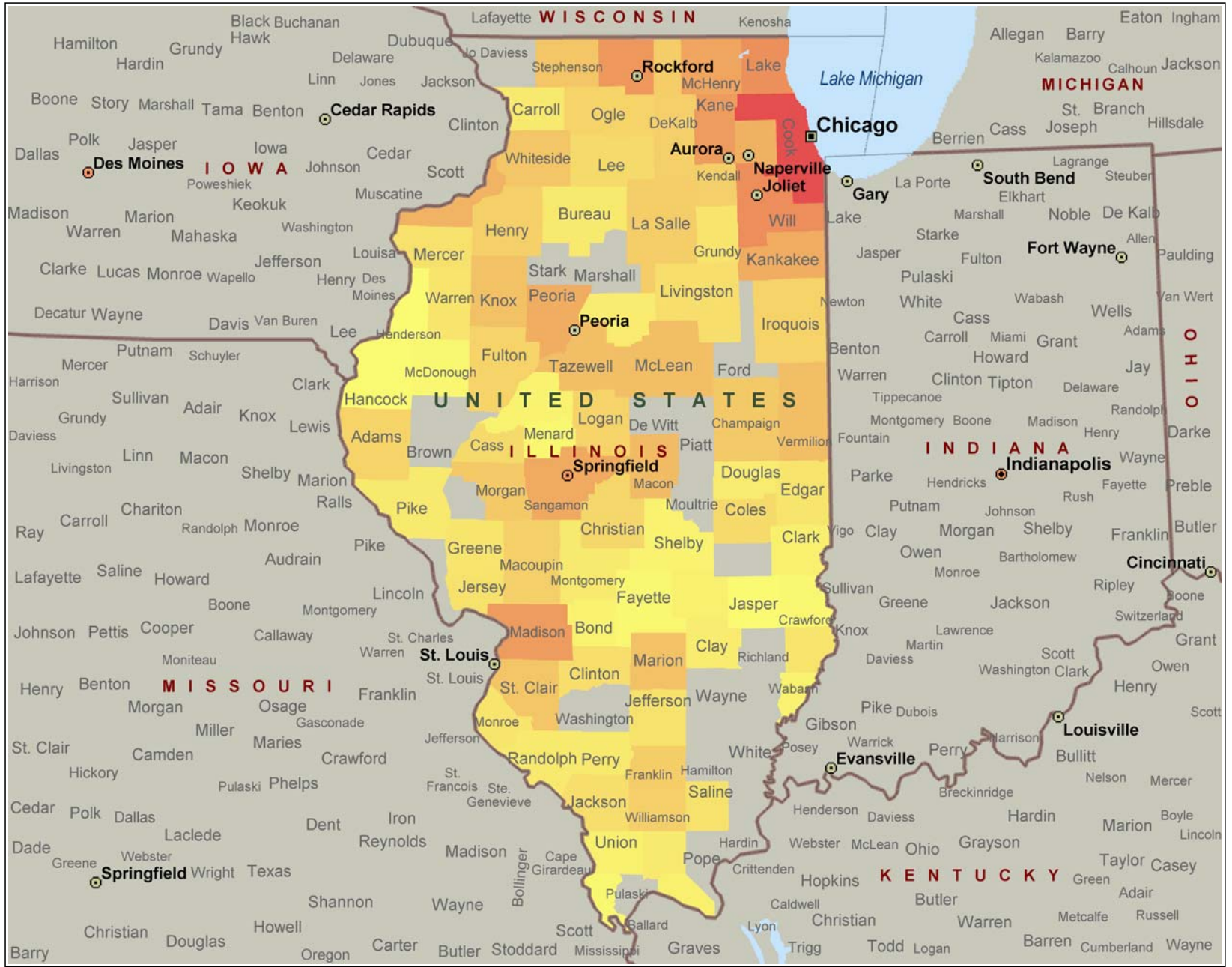
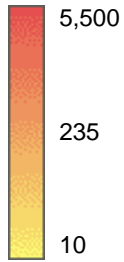
Foreclosures by County



Copyright © and (P) 1988–2006 Microsoft Corporation and/or its suppliers. All rights reserved. <http://www.microsoft.com/mappoint/>
 Portions © 1990–2005 InstallShield Software Corporation. All rights reserved. Certain mapping and direction data © 2005 NAVTEQ. All rights reserved. The Data for areas of Canada includes information taken with permission from Canadian authorities, including: © Her Majesty the Queen in Right of Canada, © Queen's Printer for Ontario. NAVTEQ and NAVTEQ ON BOARD are trademarks of NAVTEQ. © 2005 Tele Atlas North America, Inc. All rights reserved. Tele Atlas and Tele Atlas North America are trademarks of Tele Atlas, Inc.

Counties with 10 or More Foreclosures

Foreclosures by County



Copyright © and (P) 1988–2006 Microsoft Corporation and/or its suppliers. All rights reserved. <http://www.microsoft.com/mappoint/>
 Portions © 1990–2005 InstallShield Software Corporation. All rights reserved. Certain mapping and direction data © 2005 NAVTEQ. All rights reserved. The Data for areas of Canada includes information taken with permission from Canadian authorities, including: © Her Majesty the Queen in Right of Canada, © Queen's Printer for Ontario. NAVTEQ and NAVTEQ ON BOARD are trademarks of NAVTEQ. © 2005 Tele Atlas North America, Inc. All rights reserved. Tele Atlas and Tele Atlas North America are trademarks of Tele Atlas, Inc.

Foreclosures by Zip Code

City	County	Zip	State	Loans Foreclosed	City	County	Zip	State	Loans Foreclosed
CAMP POINT	Adams	62320	IL	2	CLAYTON	Adams	62324	IL	1
COATSBURG	Adams	62325	IL	1	FOWLER	Adams	62338	IL	1
GOLDEN	Adams	62339	IL	1	LA PRAIRIE	Adams	62346	IL	0
LIBERTY	Adams	62347	IL	0	LIMA	Adams	62348	IL	0
LORAINÉ	Adams	62349	IL	1	MENDON	Adams	62351	IL	1
PALOMA	Adams	62359	IL	0	PAYSON	Adams	62360	IL	0
PLAINVILLE	Adams	62365	IL	2	QUINCY	Adams	62301	IL	27
QUINCY	Adams	62305	IL	3	QUINCY	Adams	62306	IL	0
URSA	Adams	62376	IL	0	CAIRO	Alexander	62914	IL	9
MC CLURE	Alexander	62957	IL	0	MILLER CITY	Alexander	62962	IL	0
OLIVE BRANCH	Alexander	62969	IL	0	TAMMS	Alexander	62988	IL	3
THEBES	Alexander	62990	IL	0	UNITY	Alexander	62993	IL	0
GREENVILLE	Bond	62246	IL	8	MULBERRY GROVE	Bond	62262	IL	1
PIERRON	Bond	62273	IL	0	POCAHONTAS	Bond	62275	IL	4
SMITHBORO	Bond	62284	IL	0	SORENTO	Bond	62086	IL	1
BELVIDERE	Boone	61008	IL	41	CALEDONIA	Boone	61011	IL	3
CAPRON	Boone	61012	IL	3	GARDEN PRAIRIE	Boone	61038	IL	1
POPLAR GROVE	Boone	61065	IL	20	MOUNT STERLING	Brown	62353	IL	2
TIMEWELL	Brown	62375	IL	0	VERSAILLES	Brown	62378	IL	1
ARLINGTON	Bureau	61312	IL	0	BUDA	Bureau	61314	IL	1
BUREAU	Bureau	61315	IL	0	CHERRY	Bureau	61317	IL	0
DALZELL	Bureau	61320	IL	0	DEPUE	Bureau	61322	IL	1
DOVER	Bureau	61323	IL	1	KASBEER	Bureau	61328	IL	0
LA MOILLE	Bureau	61330	IL	1	LADD	Bureau	61329	IL	0
MALDEN	Bureau	61337	IL	0	MANLIUS	Bureau	61338	IL	0
MINERAL	Bureau	61344	IL	1	NEPONSET	Bureau	61345	IL	0
NEW BEDFORD	Bureau	61346	IL	0	OHIO	Bureau	61349	IL	1
PRINCETON	Bureau	61356	IL	13	SEATONVILLE	Bureau	61359	IL	0

City	County	Zip	State	Loans Foreclosed
SHEFFIELD	Bureau	61361	IL	0
TISKILWA	Bureau	61368	IL	0
WALNUT	Bureau	61376	IL	0
BATCHTOWN	Calhoun	62006	IL	0
GOLDEN EAGLE	Calhoun	62036	IL	0
HARDIN	Calhoun	62047	IL	1
MICHAEL	Calhoun	62065	IL	0
CHADWICK	Carroll	61014	IL	1
MILLEDGEVILLE	Carroll	61051	IL	5
SAVANNA	Carroll	61074	IL	6
THOMSON	Carroll	61285	IL	3
ASHLAND	Cass	62612	IL	2
BLUFF SPRINGS	Cass	62622	IL	0
VIRGINIA	Cass	62691	IL	4
BROADLANDS	Champaign	61816	IL	2
CHAMPAIGN	Champaign	61821	IL	16
CHAMPAIGN	Champaign	61824	IL	0
CHAMPAIGN	Champaign	61826	IL	0
FISHER	Champaign	61843	IL	4
GIFFORD	Champaign	61847	IL	0
IVESDALE	Champaign	61851	IL	0
LUDLOW	Champaign	60949	IL	0
OGDEN	Champaign	61859	IL	0
PESOTUM	Champaign	61863	IL	0
RANTOUL	Champaign	61866	IL	16
SADORUS	Champaign	61872	IL	0
SAVOY	Champaign	61874	IL	1
SIDNEY	Champaign	61877	IL	1
TOLONO	Champaign	61880	IL	2
URBANA	Champaign	61802	IL	4
ASSUMPTION	Christian	62510	IL	1

City	County	Zip	State	Loans Foreclosed
SPRING VALLEY	Bureau	61362	IL	2
VAN ORIN	Bureau	61374	IL	0
WYANET	Bureau	61379	IL	0
BRUSSELS	Calhoun	62013	IL	0
HAMBURG	Calhoun	62045	IL	0
KAMPSVILLE	Calhoun	62053	IL	1
MOZIER	Calhoun	62070	IL	0
LANARK	Carroll	61046	IL	1
MOUNT CARROLL	Carroll	61053	IL	5
SHANNON	Carroll	61078	IL	2
ARENZVILLE	Cass	62611	IL	2
BEARDSTOWN	Cass	62618	IL	18
CHANDLERVILLE	Cass	62627	IL	3
BONDVILLE	Champaign	61815	IL	0
CHAMPAIGN	Champaign	61820	IL	10
CHAMPAIGN	Champaign	61822	IL	2
CHAMPAIGN	Champaign	61825	IL	0
DEWEY	Champaign	61840	IL	2
FOOSLAND	Champaign	61845	IL	0
HOMER	Champaign	61849	IL	5
LONGVIEW	Champaign	61852	IL	1
MAHOMET	Champaign	61853	IL	4
PENFIELD	Champaign	61862	IL	0
PHILO	Champaign	61864	IL	1
ROYAL	Champaign	61871	IL	0
SAINT JOSEPH	Champaign	61873	IL	2
SEYMOUR	Champaign	61875	IL	0
THOMASBORO	Champaign	61878	IL	0
URBANA	Champaign	61801	IL	9
URBANA	Champaign	61803	IL	0
BULPITT	Christian	62517	IL	0

City	County	Zip	State	Loans Foreclosed
EDINBURG	Christian	62531	IL	1
MORRISONVILLE	Christian	62546	IL	2
MOWEAQUA	Christian	62550	IL	3
PALMER	Christian	62556	IL	0
ROSAMOND	Christian	62083	IL	0
TAYLORVILLE	Christian	62568	IL	18
CASEY	Clark	62420	IL	5
MARSHALL	Clark	62441	IL	7
WEST UNION	Clark	62477	IL	0
CLAY CITY	Clay	62824	IL	2
INGRAHAM	Clay	62434	IL	0
LOUISVILLE	Clay	62858	IL	2
XENIA	Clay	62899	IL	3
AVISTON	Clinton	62216	IL	1
BECKEMEYER	Clinton	62219	IL	3
CARLYLE	Clinton	62231	IL	6
HOFFMAN	Clinton	62250	IL	3
KEYESPORT	Clinton	62253	IL	1
NEW MEMPHIS	Clinton	62266	IL	0
ASHMORE	Coles	61912	IL	4
HUMBOLDT	Coles	61931	IL	3
MATTOON	Coles	61938	IL	27
TRILLA	Coles	62469	IL	0
AMF OHARE	Cook	60666	IL	0
ARLINGTON HEIGHTS	Cook	60005	IL	4
BEDFORD PARK	Cook	60499	IL	0
BERKELEY	Cook	60163	IL	10
BLUE ISLAND	Cook	60406	IL	30
BROADVIEW	Cook	60155	IL	8
BURBANK	Cook	60459	IL	16
CHICAGO	Cook	60601	IL	4

City	County	Zip	State	Loans Foreclosed
KINCAID	Christian	62540	IL	2
MOUNT AUBURN	Christian	62547	IL	1
OWANECO	Christian	62555	IL	2
PANA	Christian	62557	IL	11
STONINGTON	Christian	62567	IL	1
TOVEY	Christian	62570	IL	1
DENNISON	Clark	62423	IL	1
MARTINSVILLE	Clark	62442	IL	1
WESTFIELD	Clark	62474	IL	2
FLORA	Clay	62839	IL	8
IOLA	Clay	62847	IL	0
SAILOR SPRINGS	Clay	62879	IL	0
ALBERS	Clinton	62215	IL	2
BARTELSON	Clinton	62218	IL	0
BREESE	Clinton	62230	IL	4
GERMANTOWN	Clinton	62245	IL	1
HUEY	Clinton	62252	IL	1
NEW BADEN	Clinton	62265	IL	4
TRENTON	Clinton	62293	IL	4
CHARLESTON	Coles	61920	IL	7
LERNA	Coles	62440	IL	0
OAKLAND	Coles	61943	IL	1
ALSIP	Cook	60803	IL	23
ARLINGTON HEIGHTS	Cook	60004	IL	15
ARLINGTON HEIGHTS	Cook	60006	IL	0
BELLWOOD	Cook	60104	IL	58
BERWYN	Cook	60402	IL	63
BRIDGEVIEW	Cook	60455	IL	6
BROOKFIELD	Cook	60513	IL	5
CALUMET CITY	Cook	60409	IL	122
CHICAGO	Cook	60602	IL	3

City	County	Zip	State	Loans Foreclosed
CHICAGO	Cook	60603	IL	1
CHICAGO	Cook	60605	IL	16
CHICAGO	Cook	60607	IL	26
CHICAGO	Cook	60609	IL	119
CHICAGO	Cook	60611	IL	19
CHICAGO	Cook	60613	IL	21
CHICAGO	Cook	60615	IL	57
CHICAGO	Cook	60617	IL	239
CHICAGO	Cook	60619	IL	235
CHICAGO	Cook	60621	IL	183
CHICAGO	Cook	60623	IL	95
CHICAGO	Cook	60625	IL	10
CHICAGO	Cook	60628	IL	377
CHICAGO	Cook	60630	IL	28
CHICAGO	Cook	60632	IL	31
CHICAGO	Cook	60634	IL	49
CHICAGO	Cook	60637	IL	109
CHICAGO	Cook	60639	IL	83
CHICAGO	Cook	60641	IL	38
CHICAGO	Cook	60644	IL	139
CHICAGO	Cook	60646	IL	11
CHICAGO	Cook	60649	IL	102
CHICAGO	Cook	60652	IL	93
CHICAGO	Cook	60654	IL	1
CHICAGO	Cook	60656	IL	8
CHICAGO	Cook	60659	IL	16
CHICAGO	Cook	60661	IL	2
CHICAGO	Cook	60664	IL	0
CHICAGO	Cook	60667	IL	1
CHICAGO	Cook	60669	IL	0
CHICAGO	Cook	60671	IL	0

City	County	Zip	State	Loans Foreclosed
CHICAGO	Cook	60604	IL	0
CHICAGO	Cook	60606	IL	3
CHICAGO	Cook	60608	IL	15
CHICAGO	Cook	60610	IL	55
CHICAGO	Cook	60612	IL	51
CHICAGO	Cook	60614	IL	16
CHICAGO	Cook	60616	IL	22
CHICAGO	Cook	60618	IL	42
CHICAGO	Cook	60620	IL	230
CHICAGO	Cook	60622	IL	36
CHICAGO	Cook	60624	IL	130
CHICAGO	Cook	60626	IL	21
CHICAGO	Cook	60629	IL	148
CHICAGO	Cook	60631	IL	11
CHICAGO	Cook	60633	IL	18
CHICAGO	Cook	60636	IL	276
CHICAGO	Cook	60638	IL	40
CHICAGO	Cook	60640	IL	18
CHICAGO	Cook	60643	IL	181
CHICAGO	Cook	60645	IL	29
CHICAGO	Cook	60647	IL	43
CHICAGO	Cook	60651	IL	141
CHICAGO	Cook	60653	IL	68
CHICAGO	Cook	60655	IL	23
CHICAGO	Cook	60657	IL	12
CHICAGO	Cook	60660	IL	21
CHICAGO	Cook	60663	IL	0
CHICAGO	Cook	60665	IL	0
CHICAGO	Cook	60668	IL	0
CHICAGO	Cook	60670	IL	0
CHICAGO	Cook	60672	IL	0

City	County	Zip	State	Loans Foreclosed
CHICAGO	Cook	60673	IL	0
CHICAGO	Cook	60675	IL	0
CHICAGO	Cook	60678	IL	0
CHICAGO	Cook	60680	IL	0
CHICAGO	Cook	60682	IL	0
CHICAGO	Cook	60684	IL	0
CHICAGO	Cook	60686	IL	0
CHICAGO	Cook	60688	IL	0
CHICAGO	Cook	60690	IL	0
CHICAGO	Cook	60693	IL	0
CHICAGO	Cook	60695	IL	0
CHICAGO	Cook	60697	IL	0
CHICAGO	Cook	60701	IL	0
CHICAGO HEIGHTS	Cook	60412	IL	0
CICERO	Cook	60804	IL	68
DES PLAINES	Cook	60016	IL	18
DES PLAINES	Cook	60018	IL	12
DOLTON	Cook	60419	IL	154
ELK GROVE VILLAGE	Cook	60009	IL	0
EVANSTON	Cook	60201	IL	14
EVANSTON	Cook	60203	IL	2
EVANSTON	Cook	60208	IL	0
EVERGREEN PARK	Cook	60805	IL	16
FOREST PARK	Cook	60130	IL	13
GLENCOE	Cook	60022	IL	0
GLENVIEW NAS	Cook	60026	IL	2
GOLF	Cook	60029	IL	0
HARVEY	Cook	60426	IL	256
HAZEL CREST	Cook	60429	IL	119
HILLSIDE	Cook	60162	IL	8
HOFFMAN ESTATES	Cook	60179	IL	0

City	County	Zip	State	Loans Foreclosed
CHICAGO	Cook	60674	IL	0
CHICAGO	Cook	60677	IL	0
CHICAGO	Cook	60679	IL	0
CHICAGO	Cook	60681	IL	0
CHICAGO	Cook	60683	IL	0
CHICAGO	Cook	60685	IL	0
CHICAGO	Cook	60687	IL	0
CHICAGO	Cook	60689	IL	0
CHICAGO	Cook	60691	IL	0
CHICAGO	Cook	60694	IL	0
CHICAGO	Cook	60696	IL	0
CHICAGO	Cook	60699	IL	0
CHICAGO HEIGHTS	Cook	60411	IL	197
CHICAGO RIDGE	Cook	60415	IL	12
COUNTRY CLUB HILLS	Cook	60478	IL	115
DES PLAINES	Cook	60017	IL	0
DES PLAINES	Cook	60019	IL	0
ELK GROVE VILLAGE	Cook	60007	IL	12
ELMWOOD PARK	Cook	60707	IL	23
EVANSTON	Cook	60202	IL	21
EVANSTON	Cook	60204	IL	0
EVANSTON	Cook	60209	IL	0
FLOSSMOOR	Cook	60422	IL	30
FRANKLIN PARK	Cook	60131	IL	14
GLENVIEW	Cook	60025	IL	21
GLENWOOD	Cook	60425	IL	30
HANOVER PARK	Cook	60133	IL	17
HARWOOD HEIGHTS	Cook	60706	IL	5
HICKORY HILLS	Cook	60457	IL	9
HINES	Cook	60141	IL	0
HOMETOWN	Cook	60456	IL	5

City	County	Zip	State	Loans Foreclosed
HOMEWOOD	Cook	60430	IL	48
KENILWORTH	Cook	60043	IL	0
LA GRANGE PARK	Cook	60526	IL	1
LEMONT	Cook	60439	IL	5
LYONS	Cook	60534	IL	7
MAYWOOD	Cook	60153	IL	93
MELROSE PARK	Cook	60161	IL	0
MIDLOTHIAN	Cook	60445	IL	25
MOUNT PROSPECT	Cook	60056	IL	13
NORTHBROOK	Cook	60062	IL	18
OAK FOREST	Cook	60452	IL	35
OAK LAWN	Cook	60454	IL	0
OAK PARK	Cook	60302	IL	18
OAK PARK	Cook	60304	IL	13
ORLAND PARK	Cook	60462	IL	10
PALATINE	Cook	60038	IL	0
PALATINE	Cook	60067	IL	17
PALATINE	Cook	60078	IL	0
PALATINE	Cook	60095	IL	0
PALOS HILLS	Cook	60465	IL	6
PARK FOREST	Cook	60466	IL	119
POSEN	Cook	60469	IL	9
RICHTON PARK	Cook	60471	IL	96
RIVER GROVE	Cook	60171	IL	2
RIVERSIDE	Cook	60546	IL	6
ROLLING MEADOWS	Cook	60008	IL	7
SCHAUMBURG	Cook	60168	IL	0
SCHAUMBURG	Cook	60192	IL	0
SCHAUMBURG	Cook	60194	IL	22
SCHAUMBURG	Cook	60196	IL	0
SKOKIE	Cook	60076	IL	11

City	County	Zip	State	Loans Foreclosed
JUSTICE	Cook	60458	IL	5
LA GRANGE	Cook	60525	IL	9
LANSING	Cook	60438	IL	42
LINCOLNWOOD	Cook	60712	IL	5
MATTESON	Cook	60443	IL	71
MELROSE PARK	Cook	60160	IL	12
MELROSE PARK	Cook	60164	IL	18
MORTON GROVE	Cook	60053	IL	9
NILES	Cook	60714	IL	9
NORTHBROOK	Cook	60065	IL	0
OAK LAWN	Cook	60453	IL	32
OAK PARK	Cook	60301	IL	0
OAK PARK	Cook	60303	IL	0
OLYMPIA FIELDS	Cook	60461	IL	32
ORLAND PARK	Cook	60467	IL	3
PALATINE	Cook	60055	IL	0
PALATINE	Cook	60074	IL	15
PALATINE	Cook	60094	IL	0
PALOS HEIGHTS	Cook	60463	IL	8
PALOS PARK	Cook	60464	IL	1
PARK RIDGE	Cook	60068	IL	7
PROSPECT HEIGHTS	Cook	60070	IL	7
RIVER FOREST	Cook	60305	IL	3
RIVERDALE	Cook	60827	IL	63
ROBBINS	Cook	60472	IL	18
SCHAUMBURG	Cook	60159	IL	0
SCHAUMBURG	Cook	60173	IL	4
SCHAUMBURG	Cook	60193	IL	16
SCHAUMBURG	Cook	60195	IL	17
SCHILLER PARK	Cook	60176	IL	10
SKOKIE	Cook	60077	IL	9

City	County	Zip	State	Loans Foreclosed
SOUTH HOLLAND	Cook	60473	IL	88
STONE PARK	Cook	60165	IL	5
SUMMIT ARGO	Cook	60501	IL	8
THORNTON	Cook	60476	IL	3
WESTCHESTER	Cook	60154	IL	21
WHEELING	Cook	60090	IL	12
WILMETTE	Cook	60091	IL	5
WORTH	Cook	60482	IL	14
FLAT ROCK	Crawford	62427	IL	0
OBLONG	Crawford	62449	IL	2
ROBINSON	Crawford	62454	IL	11
WEST YORK	Crawford	62478	IL	0
JANESVILLE	Cumberland	62435	IL	0
NEOGA	Cumberland	62447	IL	3
CLINTON	De Witt	61727	IL	13
FARMER CITY	De Witt	61842	IL	9
LANE	De Witt	61750	IL	0
WAYNESVILLE	De Witt	61778	IL	2
CLARE	DeKalb	60111	IL	0
DEKALB	DeKalb	60115	IL	21
GENOA	DeKalb	60135	IL	5
KINGSTON	DeKalb	60145	IL	3
MALTA	DeKalb	60150	IL	0
SHABBONA	DeKalb	60550	IL	1
SYCAMORE	DeKalb	60178	IL	23
ARCOLA	Douglas	61910	IL	3
ATWOOD	Douglas	61913	IL	2
HINDSBORO	Douglas	61930	IL	0
NEWMAN	Douglas	61942	IL	6
VILLA GROVE	Douglas	61956	IL	3
AURORA	DuPage	60504	IL	62

City	County	Zip	State	Loans Foreclosed
STEGER	Cook	60475	IL	24
STREAMWOOD	Cook	60107	IL	42
TECHNY	Cook	60082	IL	0
TINLEY PARK	Cook	60477	IL	29
WESTERN SPRINGS	Cook	60558	IL	0
WILLOW SPRINGS	Cook	60480	IL	2
WINNETKA	Cook	60093	IL	6
ANNAPOLIS	Crawford	62413	IL	0
HUTSONVILLE	Crawford	62433	IL	0
PALESTINE	Crawford	62451	IL	1
STOY	Crawford	62464	IL	0
GREENUP	Cumberland	62428	IL	1
JEWETT	Cumberland	62436	IL	0
TOLEDO	Cumberland	62468	IL	1
DEWITT	De Witt	61735	IL	1
KENNEY	De Witt	61749	IL	0
WAPELLA	De Witt	61777	IL	0
WELDON	De Witt	61882	IL	0
CORTLAND	DeKalb	60112	IL	3
ESMOND	DeKalb	60129	IL	0
HINCKLEY	DeKalb	60520	IL	5
KIRKLAND	DeKalb	60146	IL	2
SANDWICH	DeKalb	60548	IL	10
SOMONAUK	DeKalb	60552	IL	3
WATERMAN	DeKalb	60556	IL	0
ARTHUR	Douglas	61911	IL	1
CAMARGO	Douglas	61919	IL	2
MURDOCK	Douglas	61941	IL	0
TUSCOLA	Douglas	61953	IL	2
ADDISON	DuPage	60101	IL	19
AURORA	DuPage	60572	IL	0

City	County	Zip	State	Loans Foreclosed
AURORA	DuPage	60598	IL	0
BENSENVILLE	DuPage	60105	IL	0
BENSENVILLE	DuPage	60399	IL	0
BLOOMINGDALE	DuPage	60117	IL	0
CAROL STREAM	DuPage	60125	IL	0
CAROL STREAM	DuPage	60132	IL	0
CAROL STREAM	DuPage	60197	IL	0
CLARENDON HILLS	DuPage	60514	IL	3
DOWNERS GROVE	DuPage	60515	IL	10
ELMHURST	DuPage	60126	IL	14
FOX VALLEY	DuPage	60597	IL	0
FRANKLIN PARK	DuPage	60398	IL	0
GLEN ELLYN	DuPage	60138	IL	0
HINSDALE	DuPage	60521	IL	9
HINSDALE	DuPage	60570	IL	0
LISLE	DuPage	60532	IL	6
MEDINAH	DuPage	60157	IL	1
NAPERVILLE	DuPage	60563	IL	5
NAPERVILLE	DuPage	60566	IL	0
OAK BROOK	DuPage	60523	IL	2
VILLA PARK	DuPage	60181	IL	9
WAYNE	DuPage	60184	IL	0
WEST CHICAGO	DuPage	60186	IL	0
WHEATON	DuPage	60187	IL	10
WILLOWBROOK	DuPage	60527	IL	10
WOOD DALE	DuPage	60191	IL	9
BROCTON	Edgar	61917	IL	0
HUME	Edgar	61932	IL	1
METCALF	Edgar	61940	IL	1
REDMON	Edgar	61949	IL	0
ALBION	Edwards	62806	IL	1

City	County	Zip	State	Loans Foreclosed
BARTLETT	DuPage	60103	IL	41
BENSENVILLE	DuPage	60106	IL	12
BLOOMINGDALE	DuPage	60108	IL	8
CAROL STREAM	DuPage	60116	IL	0
CAROL STREAM	DuPage	60128	IL	0
CAROL STREAM	DuPage	60188	IL	20
CAROL STREAM	DuPage	60199	IL	0
DARIEN	DuPage	60561	IL	7
DOWNERS GROVE	DuPage	60516	IL	8
EOLA	DuPage	60519	IL	0
FOX VALLEY	DuPage	60599	IL	0
GLEN ELLYN	DuPage	60137	IL	13
GLENDALE HEIGHTS	DuPage	60139	IL	35
HINSDALE	DuPage	60522	IL	1
ITASCA	DuPage	60143	IL	4
LOMBARD	DuPage	60148	IL	20
NAPERVILLE	DuPage	60540	IL	10
NAPERVILLE	DuPage	60565	IL	11
NAPERVILLE	DuPage	60567	IL	0
ROSELLE	DuPage	60172	IL	9
WARRENVILLE	DuPage	60555	IL	5
WEST CHICAGO	DuPage	60185	IL	18
WESTMONT	DuPage	60559	IL	8
WHEATON	DuPage	60189	IL	0
WINFIELD	DuPage	60190	IL	3
WOODRIDGE	DuPage	60517	IL	9
CHRISMAN	Edgar	61924	IL	1
KANSAS	Edgar	61933	IL	0
PARIS	Edgar	61944	IL	23
VERMILION	Edgar	61955	IL	0
BONE GAP	Edwards	62815	IL	0

City	County	Zip	State	Loans Foreclosed
BROWNS	Edwards	62818	IL	0
WEST SALEM	Edwards	62476	IL	0
BEECHER CITY	Effingham	62414	IL	0
EDGEWOOD	Effingham	62426	IL	3
MASON	Effingham	62443	IL	1
SHUMWAY	Effingham	62461	IL	0
WATSON	Effingham	62473	IL	0
BROWNSTOWN	Fayette	62418	IL	2
HAGARSTOWN	Fayette	62247	IL	0
RAMSEY	Fayette	62080	IL	1
SAINT PETER	Fayette	62880	IL	0
VANDALIA	Fayette	62471	IL	7
ELLIOTT	Ford	60933	IL	0
KEMPTON	Ford	60946	IL	0
PAXTON	Ford	60957	IL	3
ROBERTS	Ford	60962	IL	1
AKIN	Franklin	62805	IL	0
BUCKNER	Franklin	62819	IL	0
COELLO	Franklin	62825	IL	0
FRANKFORT HEIGHTS	Franklin	62840	IL	0
MULKEYTOWN	Franklin	62865	IL	0
ROYALTON	Franklin	62983	IL	0
THOMPSONVILLE	Franklin	62890	IL	2
WEST FRANKFORT	Franklin	62896	IL	24
ZEIGLER	Franklin	62999	IL	3
AVON	Fulton	61415	IL	0
CANTON	Fulton	61520	IL	24
DUNFERMLINE	Fulton	61524	IL	0
FAIRVIEW	Fulton	61432	IL	0
FIATT	Fulton	61433	IL	0
LEWISTOWN	Fulton	61542	IL	6

City	County	Zip	State	Loans Foreclosed
ELLERY	Edwards	62833	IL	0
ALTAMONT	Effingham	62411	IL	2
DIETERICH	Effingham	62424	IL	1
EFFINGHAM	Effingham	62401	IL	11
MONTROSE	Effingham	62445	IL	0
TEUTOPODIS	Effingham	62467	IL	0
BINGHAM	Fayette	62011	IL	0
FARINA	Fayette	62838	IL	1
LOOGOOTE	Fayette	62857	IL	0
SAINT ELMO	Fayette	62458	IL	2
SHOBONIER	Fayette	62885	IL	0
CABERY	Ford	60919	IL	0
GIBSON CITY	Ford	60936	IL	3
MELVIN	Ford	60952	IL	0
PIPER CITY	Ford	60959	IL	2
SIBLEY	Ford	61773	IL	0
BENTON	Franklin	62812	IL	20
CHRISTOPHER	Franklin	62822	IL	4
EWING	Franklin	62836	IL	0
LOGAN	Franklin	62856	IL	1
ORIENT	Franklin	62874	IL	0
SESSER	Franklin	62884	IL	5
VALIER	Franklin	62891	IL	1
WHITTINGTON	Franklin	62897	IL	0
ASTORIA	Fulton	61501	IL	0
BRYANT	Fulton	61519	IL	0
CUBA	Fulton	61427	IL	7
ELLISVILLE	Fulton	61431	IL	0
FARMINGTON	Fulton	61531	IL	5
IPAVA	Fulton	61441	IL	1
LIVERPOOL	Fulton	61543	IL	0

City	County	Zip	State	Loans Foreclosed
LONDON MILLS	Fulton	61544	IL	5
NORRIS	Fulton	61553	IL	1
SMITHFIELD	Fulton	61477	IL	1
VERMONT	Fulton	61484	IL	1
JUNCTION	Gallatin	62954	IL	0
OMAHA	Gallatin	62871	IL	0
SHAWNEETOWN	Gallatin	62984	IL	1
ELDRED	Greene	62027	IL	2
HILLVIEW	Greene	62050	IL	0
PATTERSON	Greene	62078	IL	0
ROODHOUSE	Greene	62082	IL	6
WRIGHTS	Greene	62098	IL	0
COAL CITY	Grundy	60416	IL	8
KINSMAN	Grundy	60437	IL	0
MINOOKA	Grundy	60447	IL	6
SOUTH WILMINGTON	Grundy	60474	IL	0
BROUGHTON	Hamilton	62817	IL	0
DALE	Hamilton	62829	IL	0
MC LEANSBORO	Hamilton	62859	IL	3
AUGUSTA	Hancock	62311	IL	0
BOWEN	Hancock	62316	IL	0
COLUSA	Hancock	62329	IL	0
ELVASTON	Hancock	62334	IL	0
HAMILTON	Hancock	62341	IL	5
NAUVOO	Hancock	62354	IL	0
PLYMOUTH	Hancock	62367	IL	0
WARSAW	Hancock	62379	IL	2
CAVE IN ROCK	Hardin	62919	IL	0
KARBERS RIDGE	Hardin	62955	IL	0
BIGGSVILLE	Henderson	61418	IL	0
GLADSTONE	Henderson	61437	IL	3

City	County	Zip	State	Loans Foreclosed
MARIETTA	Fulton	61459	IL	1
SAINT DAVID	Fulton	61563	IL	3
TABLE GROVE	Fulton	61482	IL	0
EQUALITY	Gallatin	62934	IL	1
NEW HAVEN	Gallatin	62867	IL	2
RIDGWAY	Gallatin	62979	IL	1
CARROLLTON	Greene	62016	IL	5
GREENFIELD	Greene	62044	IL	3
KANE	Greene	62054	IL	3
ROCKBRIDGE	Greene	62081	IL	0
WHITE HALL	Greene	62092	IL	6
BRACEVILLE	Grundy	60407	IL	1
GARDNER	Grundy	60424	IL	2
MAZON	Grundy	60444	IL	0
MORRIS	Grundy	60450	IL	9
VERONA	Grundy	60479	IL	0
DAHLGREN	Hamilton	62828	IL	0
MACEDONIA	Hamilton	62860	IL	0
ADRIAN	Hancock	62310	IL	0
BASCO	Hancock	62313	IL	0
CARTHAGE	Hancock	62321	IL	1
DALLAS CITY	Hancock	62330	IL	0
FERRIS	Hancock	62336	IL	1
LA HARPE	Hancock	61450	IL	2
NIOTA	Hancock	62358	IL	0
SUTTER	Hancock	62373	IL	0
WEST POINT	Hancock	62380	IL	0
ELIZABETHTOWN	Hardin	62931	IL	0
ROSICLARE	Hardin	62982	IL	2
CARMAN	Henderson	61425	IL	0
LOMAX	Henderson	61454	IL	0

City	County	Zip	State	Loans Foreclosed
MEDIA	Henderson	61460	IL	0
RARITAN	Henderson	61471	IL	0
ALPHA	Henry	61413	IL	2
ANNAWAN	Henry	61234	IL	0
BISHOP HILL	Henry	61419	IL	0
COLONA	Henry	61241	IL	10
GENESE0	Henry	61254	IL	6
KEWANEE	Henry	61443	IL	21
OPHEIM	Henry	61468	IL	0
OSCO	Henry	61274	IL	1
ASHKUM	Iroquois	60911	IL	1
BUCKLEY	Iroquois	60918	IL	3
CISSNA PARK	Iroquois	60924	IL	1
CLIFTON	Iroquois	60927	IL	2
DANFORTH	Iroquois	60930	IL	0
GILMAN	Iroquois	60938	IL	1
IROQUOIS	Iroquois	60945	IL	1
MARTINTON	Iroquois	60951	IL	1
ONARGA	Iroquois	60955	IL	2
SHELDON	Iroquois	60966	IL	1
THAWVILLE	Iroquois	60968	IL	0
WELLINGTON	Iroquois	60973	IL	1
AVA	Jackson	62907	IL	0
CARBONDALE	Jackson	62901	IL	9
CARBONDALE	Jackson	62903	IL	1
DOWELL	Jackson	62927	IL	1
GORHAM	Jackson	62940	IL	2
JACOB	Jackson	62950	IL	1
MURPHYSBORO	Jackson	62966	IL	11
POMONA	Jackson	62975	IL	0
HIDALGO	Jasper	62432	IL	0

City	County	Zip	State	Loans Foreclosed
OQUAWKA	Henderson	61469	IL	5
STRONGHURST	Henderson	61480	IL	3
ANDOVER	Henry	61233	IL	2
ATKINSON	Henry	61235	IL	1
CAMBRIDGE	Henry	61238	IL	3
GALVA	Henry	61434	IL	5
HOOPPOLE	Henry	61258	IL	0
LYNN CENTER	Henry	61262	IL	3
ORION	Henry	61273	IL	2
WOODHULL	Henry	61490	IL	1
BEAVERVILLE	Iroquois	60912	IL	0
CHEBANSE	Iroquois	60922	IL	0
CLAYTONVILLE	Iroquois	60926	IL	0
CRESCENT CITY	Iroquois	60928	IL	0
DONOVAN	Iroquois	60931	IL	2
GOODWINE	Iroquois	60939	IL	0
LODA	Iroquois	60948	IL	1
MILFORD	Iroquois	60953	IL	8
PAPINEAU	Iroquois	60956	IL	0
STOCKLAND	Iroquois	60967	IL	0
WATSEKA	Iroquois	60970	IL	21
WOODLAND	Iroquois	60974	IL	1
CAMPBELL HILL	Jackson	62916	IL	0
CARBONDALE	Jackson	62902	IL	0
DE SOTO	Jackson	62924	IL	2
ELKVILLE	Jackson	62932	IL	1
GRAND TOWER	Jackson	62942	IL	1
MAKANDA	Jackson	62958	IL	1
ORAVILLE	Jackson	62971	IL	0
VERGENNES	Jackson	62994	IL	1
NEWTON	Jasper	62448	IL	7

City	County	Zip	State	Loans Foreclosed
SAINTE MARIE	Jasper	62459	IL	2
WHEELER	Jasper	62479	IL	0
YALE	Jasper	62481	IL	0
BLUFORD	Jefferson	62814	IL	4
DIX	Jefferson	62830	IL	1
MOUNT VERNON	Jefferson	62864	IL	19
OPDYKE	Jefferson	62872	IL	0
TEXICO	Jefferson	62889	IL	2
WOODLAWN	Jefferson	62898	IL	1
ELSAH	Jersey	62028	IL	0
FIELDON	Jersey	62031	IL	1
JERSEYVILLE	Jersey	62052	IL	15
APPLE RIVER	Jo Daviess	61001	IL	1
ELIZABETH	Jo Daviess	61028	IL	0
HANOVER	Jo Daviess	61041	IL	0
SCALES MOUND	Jo Daviess	61075	IL	0
WARREN	Jo Daviess	61087	IL	2
BOLES	Johnson	62909	IL	0
CYPRESS	Johnson	62923	IL	0
GRANTSBURG	Johnson	62943	IL	2
OZARK	Johnson	62972	IL	3
VIENNA	Johnson	62995	IL	4
AURORA	Kane	60506	IL	68
AURORA	Kane	60568	IL	0
BIG ROCK	Kane	60511	IL	1
CAROL STREAM	Kane	60122	IL	0
DUNDEE	Kane	60118	IL	3
ELGIN	Kane	60120	IL	71
ELGIN	Kane	60123	IL	47
GILBERTS	Kane	60136	IL	3
KANEVILLE	Kane	60144	IL	0

City	County	Zip	State	Loans Foreclosed
WEST LIBERTY	Jasper	62475	IL	0
WILLOW HILL	Jasper	62480	IL	2
BELLE RIVE	Jefferson	62810	IL	0
BONNIE	Jefferson	62816	IL	0
INA	Jefferson	62846	IL	0
NASON	Jefferson	62866	IL	0
SCHELLER	Jefferson	62883	IL	0
WALTONVILLE	Jefferson	62894	IL	2
DOW	Jersey	62022	IL	3
FIDELITY	Jersey	62030	IL	0
GRAFTON	Jersey	62037	IL	7
MEDORA	Jersey	62063	IL	0
EAST DUBUQUE	Jo Daviess	61025	IL	2
GALENA	Jo Daviess	61036	IL	4
NORA	Jo Daviess	61059	IL	0
STOCKTON	Jo Daviess	61085	IL	1
BELKNAP	Johnson	62908	IL	1
BUNCOMBE	Johnson	62912	IL	0
GOREVILLE	Johnson	62939	IL	5
NEW BURNSIDE	Johnson	62967	IL	0
SIMPSON	Johnson	62985	IL	2
AURORA	Kane	60505	IL	75
AURORA	Kane	60507	IL	1
BATAVIA	Kane	60510	IL	11
BURLINGTON	Kane	60109	IL	0
CARPENTERSVILLE	Kane	60110	IL	50
ELBURN	Kane	60119	IL	2
ELGIN	Kane	60121	IL	0
GENEVA	Kane	60134	IL	6
HAMPSHIRE	Kane	60140	IL	7
LAFOX	Kane	60147	IL	0

City	County	Zip	State	Loans Foreclosed	City	County	Zip	State	Loans Foreclosed
MAPLE PARK	Kane	60151	IL	3	MOOSEHEART	Kane	60539	IL	0
NORTH AURORA	Kane	60542	IL	10	PLATO CENTER	Kane	60170	IL	0
SAINT CHARLES	Kane	60174	IL	14	SAINT CHARLES	Kane	60175	IL	7
SOUTH ELGIN	Kane	60177	IL	18	SUGAR GROVE	Kane	60554	IL	1
WASCO	Kane	60183	IL	0	AROMA PARK	Kankakee	60910	IL	0
BONFIELD	Kankakee	60913	IL	2	BOURBONNAIS	Kankakee	60914	IL	15
BRADLEY	Kankakee	60915	IL	13	BUCKINGHAM	Kankakee	60917	IL	2
ESSEX	Kankakee	60935	IL	0	GRANT PARK	Kankakee	60940	IL	1
HERSCHER	Kankakee	60941	IL	0	HOPKINS PARK	Kankakee	60944	IL	1
KANKAKEE	Kankakee	60901	IL	167	KANKAKEE	Kankakee	60902	IL	0
MANTENO	Kankakee	60950	IL	6	MOMENCE	Kankakee	60954	IL	14
REDDICK	Kankakee	60961	IL	0	SAINT ANNE	Kankakee	60964	IL	13
UNION HILL	Kankakee	60969	IL	0	BRISTOL	Kendall	60512	IL	0
MILLBROOK	Kendall	60536	IL	0	MILLINGTON	Kendall	60537	IL	1
MONTGOMERY	Kendall	60538	IL	23	NEWARK	Kendall	60541	IL	4
OSWEGO	Kendall	60543	IL	18	PLANO	Kendall	60545	IL	5
YORKVILLE	Kendall	60560	IL	17	ABINGDON	Knox	61410	IL	8
ALTONA	Knox	61414	IL	1	DAHINDA	Knox	61428	IL	1
EAST GALESBURG	Knox	61430	IL	3	GALESBURG	Knox	61401	IL	58
GALESBURG	Knox	61402	IL	0	GILSON	Knox	61436	IL	1
HENDERSON	Knox	61439	IL	1	KNOXVILLE	Knox	61448	IL	9
MAQUON	Knox	61458	IL	0	ONEIDA	Knox	61467	IL	4
RIO	Knox	61472	IL	0	SAINT AUGUSTINE	Knox	61474	IL	0
VICTORIA	Knox	61485	IL	2	WATAGA	Knox	61488	IL	3
WILLIAMSFIELD	Knox	61489	IL	1	YATES CITY	Knox	61572	IL	3
CEDAR POINT	La Salle	61316	IL	0	DANA	La Salle	61321	IL	1
EARLVILLE	La Salle	60518	IL	6	GRAND RIDGE	La Salle	61325	IL	0
LA SALLE	La Salle	61301	IL	14	LELAND	La Salle	60531	IL	6
LEONORE	La Salle	61332	IL	0	LOSTANT	La Salle	61334	IL	2
MARSEILLES	La Salle	61341	IL	10	MENDOTA	La Salle	61342	IL	4
OGLESBY	La Salle	61348	IL	4	OTTAWA	La Salle	61350	IL	18

City	County	Zip	State	Loans Foreclosed
PERU	La Salle	61354	IL	12
RUTLAND	La Salle	61358	IL	0
SERENA	La Salle	60549	IL	0
STREATOR	La Salle	61364	IL	18
TRIUMPH	La Salle	61371	IL	0
UTICA	La Salle	61373	IL	0
ANTIOCH	Lake	60002	IL	15
BARRINGTON	Lake	60011	IL	0
DEERFIELD	Lake	60015	IL	17
FOX LAKE	Lake	60020	IL	14
GREAT LAKES	Lake	60088	IL	0
HIGHLAND PARK	Lake	60035	IL	10
INGLESIDE	Lake	60041	IL	10
LAKE BLUFF	Lake	60044	IL	4
LAKE VILLA	Lake	60046	IL	37
LIBERTYVILLE	Lake	60048	IL	15
LINCOLNSHIRE	Lake	60069	IL	4
MUNDELEIN	Lake	60060	IL	33
NORTH CHICAGO	Lake	60086	IL	0
RUSSELL	Lake	60075	IL	0
WADSWORTH	Lake	60083	IL	5
WAUKEGAN	Lake	60079	IL	0
WAUKEGAN	Lake	60087	IL	30
ZION	Lake	60099	IL	55
BRIDGEPORT	Lawrence	62417	IL	8
SAINT FRANCISVILLE	Lawrence	62460	IL	2
AMBOY	Lee	61310	IL	5
COMPTON	Lee	61318	IL	0
ELDENA	Lee	61324	IL	1
HARMON	Lee	61042	IL	0
LEE CENTER	Lee	61331	IL	0

City	County	Zip	State	Loans Foreclosed
RANSOM	La Salle	60470	IL	4
SENECA	La Salle	61360	IL	3
SHERIDAN	La Salle	60551	IL	2
TONICA	La Salle	61370	IL	0
TROY GROVE	La Salle	61372	IL	0
WEDRON	La Salle	60557	IL	0
BARRINGTON	Lake	60010	IL	13
BUFFALO GROVE	Lake	60089	IL	12
FORT SHERIDAN	Lake	60037	IL	0
GRAYSLAKE	Lake	60030	IL	32
GURNEE	Lake	60031	IL	26
HIGHWOOD	Lake	60040	IL	5
ISLAND LAKE	Lake	60042	IL	9
LAKE FOREST	Lake	60045	IL	8
LAKE ZURICH	Lake	60047	IL	21
LIBERTYVILLE	Lake	60092	IL	0
LONG GROVE	Lake	60049	IL	0
NORTH CHICAGO	Lake	60064	IL	24
ROUND LAKE	Lake	60073	IL	84
VERNON HILLS	Lake	60061	IL	11
WAUCONDA	Lake	60084	IL	6
WAUKEGAN	Lake	60085	IL	72
WINTHROP HARBOR	Lake	60096	IL	8
BIRDS	Lawrence	62415	IL	0
LAWRENCEVILLE	Lawrence	62439	IL	12
SUMNER	Lawrence	62466	IL	6
ASHTON	Lee	61006	IL	4
DIXON	Lee	61021	IL	20
FRANKLIN GROVE	Lee	61031	IL	0
LEE	Lee	60530	IL	0
NACHUSA	Lee	61057	IL	0

City	County	Zip	State	Loans Foreclosed
NELSON	Lee	61058	IL	0
STEWART	Lee	60553	IL	0
WEST BROOKLYN	Lee	61378	IL	0
BLACKSTONE	Livingston	61313	IL	0
CHATSWORTH	Livingston	60921	IL	3
CULLOM	Livingston	60929	IL	0
EMINGTON	Livingston	60934	IL	0
FLANAGAN	Livingston	61740	IL	2
GRAYMONT	Livingston	61743	IL	0
ODELL	Livingston	60460	IL	4
SAUNEMIN	Livingston	61769	IL	1
ATLANTA	Logan	61723	IL	2
CHESTNUT	Logan	62518	IL	3
ELKHART	Logan	62634	IL	2
HARTSBURG	Logan	62643	IL	0
LATHAM	Logan	62543	IL	1
LINCOLN	Logan	62656	IL	30
MOUNT PULASKI	Logan	62548	IL	1
ARGENTA	Macon	62501	IL	4
BOODY	Macon	62514	IL	0
DECATUR	Macon	62522	IL	27
DECATUR	Macon	62524	IL	0
DECATUR	Macon	62526	IL	42
FORSYTH	Macon	62535	IL	2
MACON	Macon	62544	IL	2
MT ZION	Macon	62549	IL	2
OREANA	Macon	62554	IL	0
BENLD	Macoupin	62009	IL	0
BUNKER HILL	Macoupin	62014	IL	2
CHESTERFIELD	Macoupin	62630	IL	0
GILLESPIE	Macoupin	62033	IL	7

City	County	Zip	State	Loans Foreclosed
PAW PAW	Lee	61353	IL	3
SUBLETTE	Lee	61367	IL	1
ANCONA	Livingston	61311	IL	0
CAMPUS	Livingston	60920	IL	0
CORNELL	Livingston	61319	IL	2
DWIGHT	Livingston	60420	IL	3
FAIRBURY	Livingston	61739	IL	0
FORREST	Livingston	61741	IL	2
LONG POINT	Livingston	61333	IL	1
PONTIAC	Livingston	61764	IL	11
STRAWN	Livingston	61775	IL	0
BEASON	Logan	62512	IL	5
CORNLAND	Logan	62519	IL	0
EMDEN	Logan	62635	IL	0
LAKE FORK	Logan	62541	IL	0
LAWNDALE	Logan	61751	IL	0
MIDDLETOWN	Logan	62666	IL	4
NEW HOLLAND	Logan	62671	IL	0
BLUE MOUND	Macon	62513	IL	2
DECATUR	Macon	62521	IL	51
DECATUR	Macon	62523	IL	0
DECATUR	Macon	62525	IL	1
ELWIN	Macon	62532	IL	1
HARRISTOWN	Macon	62537	IL	0
MAROA	Macon	61756	IL	1
NIANTIC	Macon	62551	IL	2
WARRENSBURG	Macon	62573	IL	0
BRIGHTON	Macoupin	62012	IL	8
CARLINVILLE	Macoupin	62626	IL	2
EAGARVILLE	Macoupin	62023	IL	0
GIRARD	Macoupin	62640	IL	7

City	County	Zip	State	Loans Foreclosed
HETTICK	Macoupin	62649	IL	0
MOUNT OLIVE	Macoupin	62069	IL	14
PALMYRA	Macoupin	62674	IL	5
SAWYERVILLE	Macoupin	62085	IL	0
SHIPMAN	Macoupin	62685	IL	1
VIRDEN	Macoupin	62690	IL	7
ALHAMBRA	Madison	62001	IL	2
BETHALTO	Madison	62010	IL	10
COTTAGE HILLS	Madison	62018	IL	6
EAST ALTON	Madison	62024	IL	14
EDWARDSVILLE	Madison	62026	IL	0
GODFREY	Madison	62035	IL	19
HAMEL	Madison	62046	IL	1
HIGHLAND	Madison	62249	IL	17
MADISON	Madison	62060	IL	20
MARYVILLE	Madison	62062	IL	5
NEW DOUGLAS	Madison	62074	IL	3
SAINT JACOB	Madison	62281	IL	2
TROY	Madison	62294	IL	17
WOOD RIVER	Madison	62095	IL	21
ALMA	Marion	62807	IL	1
IUKA	Marion	62849	IL	1
KINMUNDY	Marion	62854	IL	2
PATOKA	Marion	62875	IL	1
SANDOVAL	Marion	62882	IL	4
WALNUT HILL	Marion	62893	IL	0
HENRY	Marshall	61537	IL	2
LACON	Marshall	61540	IL	3
TOLUCA	Marshall	61369	IL	2
WASHBURN	Marshall	61570	IL	2
BATH	Mason	62617	IL	0

City	County	Zip	State	Loans Foreclosed
MODESTO	Macoupin	62667	IL	0
NILWOOD	Macoupin	62672	IL	0
PIASA	Macoupin	62079	IL	0
SCOTTVILLE	Macoupin	62683	IL	0
STAUNTON	Macoupin	62088	IL	8
WILSONVILLE	Macoupin	62093	IL	1
ALTON	Madison	62002	IL	63
COLLINSVILLE	Madison	62234	IL	42
DORSEY	Madison	62021	IL	1
EDWARDSVILLE	Madison	62025	IL	35
GLEN CARBON	Madison	62034	IL	9
GRANITE CITY	Madison	62040	IL	97
HARTFORD	Madison	62048	IL	3
LIVINGSTON	Madison	62058	IL	1
MARINE	Madison	62061	IL	3
MORO	Madison	62067	IL	6
ROXANA	Madison	62084	IL	3
SOUTH ROXANA	Madison	62087	IL	9
VENICE	Madison	62090	IL	2
WORDEN	Madison	62097	IL	5
CENTRALIA	Marion	62801	IL	40
KELL	Marion	62853	IL	1
ODIN	Marion	62870	IL	1
SALEM	Marion	62881	IL	22
VERNON	Marion	62892	IL	0
CAMP GROVE	Marshall	61424	IL	0
LA ROSE	Marshall	61541	IL	0
SPARLAND	Marshall	61565	IL	1
VARNA	Marshall	61375	IL	0
WENONA	Marshall	61377	IL	1
EASTON	Mason	62633	IL	0

City	County	Zip	State	Loans Foreclosed
FOREST CITY	Mason	61532	IL	0
KILBOURNE	Mason	62655	IL	1
MASON CITY	Mason	62664	IL	3
TOPEKA	Mason	61567	IL	1
JOPPA	Massac	62953	IL	0
ADAIR	McDonough	61411	IL	0
BLANDINSVILLE	McDonough	61420	IL	0
COLCHESTER	McDonough	62326	IL	3
INDUSTRY	McDonough	61440	IL	0
PRAIRIE CITY	McDonough	61470	IL	0
TENNESSEE	McDonough	62374	IL	0
ALGONQUIN	McHenry	60102	IL	30
CRYSTAL LAKE	McHenry	60012	IL	4
CRYSTAL LAKE	McHenry	60039	IL	0
HARVARD	McHenry	60033	IL	20
HUNTLEY	McHenry	60142	IL	10
MARENGO	McHenry	60152	IL	9
MCHENRY	McHenry	60051	IL	16
RINGWOOD	McHenry	60072	IL	0
UNION	McHenry	60180	IL	0
WOODSTOCK	McHenry	60098	IL	17
ARROWSMITH	McLean	61722	IL	1
BLOOMINGTON	McLean	61701	IL	36
BLOOMINGTON	McLean	61704	IL	19
BLOOMINGTON	McLean	61710	IL	0
BLOOMINGTON	McLean	61799	IL	0
CHENOA	McLean	61726	IL	3
COOKSVILLE	McLean	61730	IL	0
DANVERS	McLean	61732	IL	1
ELLSWORTH	McLean	61737	IL	0
HEYWORTH	McLean	61745	IL	1

City	County	Zip	State	Loans Foreclosed
HAVANA	Mason	62644	IL	5
MANITO	Mason	61546	IL	6
SAN JOSE	Mason	62682	IL	1
BROOKPORT	Massac	62910	IL	2
METROPOLIS	Massac	62960	IL	15
BARDOLPH	McDonough	61416	IL	0
BUSHNELL	McDonough	61422	IL	2
GOOD HOPE	McDonough	61438	IL	1
MACOMB	McDonough	61455	IL	8
SCIOTA	McDonough	61475	IL	0
ALDEN	McHenry	60001	IL	0
CARY	McHenry	60013	IL	20
CRYSTAL LAKE	McHenry	60014	IL	32
FOX RIVER GROVE	McHenry	60021	IL	3
HEBRON	McHenry	60034	IL	3
LAKE IN THE HILLS	McHenry	60156	IL	20
MCHENRY	McHenry	60050	IL	65
RICHMOND	McHenry	60071	IL	4
SPRING GROVE	McHenry	60081	IL	13
WONDER LAKE	McHenry	60097	IL	26
ANCHOR	McLean	61720	IL	2
BELLFLOWER	McLean	61724	IL	2
BLOOMINGTON	McLean	61702	IL	0
BLOOMINGTON	McLean	61709	IL	0
BLOOMINGTON	McLean	61791	IL	0
CARLOCK	McLean	61725	IL	1
COLFAX	McLean	61728	IL	0
CROPSEY	McLean	61731	IL	1
DOWNS	McLean	61736	IL	3
GRIDLEY	McLean	61744	IL	3
HUDSON	McLean	61748	IL	1

City	County	Zip	State	Loans Foreclosed
LE ROY	McLean	61752	IL	2
MC LEAN	McLean	61754	IL	2
NORMAL	McLean	61761	IL	13
SAYBROOK	McLean	61770	IL	5
STANFORD	McLean	61774	IL	3
ATHENS	Menard	62613	IL	2
LINCOLN'S NEW SALEM	Menard	62659	IL	0
PETERSBURG	Menard	62675	IL	12
ALEDO	Mercer	61231	IL	4
JOY	Mercer	61260	IL	1
MATHERVILLE	Mercer	61263	IL	3
NEW WINDSOR	Mercer	61465	IL	2
PREEMPTION	Mercer	61276	IL	0
SHERRARD	Mercer	61281	IL	1
COLUMBIA	Monroe	62236	IL	6
HECKER	Monroe	62248	IL	0
RENAULT	Monroe	62279	IL	0
WATERLOO	Monroe	62298	IL	15
COFFEEN	Montgomery	62017	IL	2
FARMERSVILLE	Montgomery	62533	IL	2
HARVEL	Montgomery	62538	IL	1
IRVING	Montgomery	62051	IL	0
NOKOMIS	Montgomery	62075	IL	4
PANAMA	Montgomery	62077	IL	0
TAYLOR SPRINGS	Montgomery	62089	IL	0
WALSHVILLE	Montgomery	62091	IL	1
ALEXANDER	Morgan	62601	IL	3
CONCORD	Morgan	62631	IL	1
JACKSONVILLE	Morgan	62650	IL	46
LITERBERRY	Morgan	62660	IL	0
MURRAYVILLE	Morgan	62668	IL	0

City	County	Zip	State	Loans Foreclosed
LEXINGTON	McLean	61753	IL	4
MERNA	McLean	61758	IL	0
NORMAL	McLean	61790	IL	0
SHIRLEY	McLean	61772	IL	2
TOWANDA	McLean	61776	IL	1
GREENVIEW	Menard	62642	IL	1
OAKFORD	Menard	62673	IL	1
TALLULA	Menard	62688	IL	0
ALEXIS	Mercer	61412	IL	3
KEITHSBURG	Mercer	61442	IL	3
NEW BOSTON	Mercer	61272	IL	2
NORTH HENDERSON	Mercer	61466	IL	1
SEATON	Mercer	61476	IL	1
VIOLA	Mercer	61486	IL	3
FULTS	Monroe	62244	IL	0
MAEYSTOWN	Monroe	62256	IL	0
VALMEYER	Monroe	62295	IL	2
BUTLER	Montgomery	62015	IL	0
DONNELLSON	Montgomery	62019	IL	1
FILLMORE	Montgomery	62032	IL	0
HILLSBORO	Montgomery	62049	IL	1
LITCHFIELD	Montgomery	62056	IL	14
OHLMAN	Montgomery	62076	IL	1
RAYMOND	Montgomery	62560	IL	0
WAGGONER	Montgomery	62572	IL	0
WITT	Montgomery	62094	IL	3
CHAPIN	Morgan	62628	IL	1
FRANKLIN	Morgan	62638	IL	4
JACKSONVILLE	Morgan	62651	IL	0
MEREDOSIA	Morgan	62665	IL	2
WAVERLY	Morgan	62692	IL	2

City	County	Zip	State	Loans Foreclosed
WOODSON	Morgan	62695	IL	1
DALTON CITY	Moultrie	61925	IL	0
LOVINGTON	Moultrie	61937	IL	1
BAILEYVILLE	Ogle	61007	IL	0
CHANA	Ogle	61015	IL	0
DAVIS JUNCTION	Ogle	61020	IL	3
HOLCOMB	Ogle	61043	IL	0
LINDENWOOD	Ogle	61049	IL	0
MOUNT MORRIS	Ogle	61054	IL	9
POLO	Ogle	61064	IL	9
STILLMAN VALLEY	Ogle	61084	IL	5
BRIMFIELD	Peoria	61517	IL	4
DUNLAP	Peoria	61525	IL	2
EDWARDS	Peoria	61528	IL	0
GLASFORD	Peoria	61533	IL	1
KINGSTON MINES	Peoria	61539	IL	0
MAPLETON	Peoria	61547	IL	7
PEORIA	Peoria	61601	IL	0
PEORIA	Peoria	61603	IL	44
PEORIA	Peoria	61605	IL	17
PEORIA	Peoria	61607	IL	12
PEORIA	Peoria	61613	IL	0
PEORIA	Peoria	61615	IL	11
PEORIA	Peoria	61628	IL	0
PEORIA	Peoria	61630	IL	0
PEORIA	Peoria	61633	IL	0
PEORIA	Peoria	61635	IL	0
PEORIA	Peoria	61637	IL	0
PEORIA	Peoria	61639	IL	0
PEORIA	Peoria	61641	IL	0
PEORIA	Peoria	61644	IL	0

City	County	Zip	State	Loans Foreclosed
BETHANY	Moultrie	61914	IL	1
GAYS	Moultrie	61928	IL	1
SULLIVAN	Moultrie	61951	IL	3
BYRON	Ogle	61010	IL	3
CRESTON	Ogle	60113	IL	2
FORRESTON	Ogle	61030	IL	1
LEAF RIVER	Ogle	61047	IL	2
MONROE CENTER	Ogle	61052	IL	1
OREGON	Ogle	61061	IL	8
ROCHELLE	Ogle	61068	IL	6
WOOSUNG	Ogle	61091	IL	0
CHILLICOTHE	Peoria	61523	IL	6
EDELSTEIN	Peoria	61526	IL	0
ELMWOOD	Peoria	61529	IL	1
HANNA CITY	Peoria	61536	IL	0
LAURA	Peoria	61451	IL	0
MOSSVILLE	Peoria	61552	IL	0
PEORIA	Peoria	61602	IL	1
PEORIA	Peoria	61604	IL	36
PEORIA	Peoria	61606	IL	11
PEORIA	Peoria	61612	IL	0
PEORIA	Peoria	61614	IL	29
PEORIA	Peoria	61625	IL	0
PEORIA	Peoria	61629	IL	0
PEORIA	Peoria	61632	IL	0
PEORIA	Peoria	61634	IL	0
PEORIA	Peoria	61636	IL	0
PEORIA	Peoria	61638	IL	0
PEORIA	Peoria	61640	IL	0
PEORIA	Peoria	61643	IL	0
PEORIA	Peoria	61650	IL	0

City	County	Zip	State	Loans Foreclosed
PEORIA	Peoria	61651	IL	0
PEORIA	Peoria	61653	IL	0
PEORIA	Peoria	61655	IL	0
PEORIA HEIGHTS	Peoria	61616	IL	9
ROME	Peoria	61562	IL	0
CUTLER	Perry	62238	IL	0
PINCKNEYVILLE	Perry	62274	IL	2
WILLISVILLE	Perry	62997	IL	2
CERRO GORDO	Piatt	61818	IL	1
DE LAND	Piatt	61839	IL	1
LA PLACE	Piatt	61936	IL	0
MILMINE	Piatt	61855	IL	0
WHITE HEATH	Piatt	61884	IL	1
BAYLIS	Pike	62314	IL	0
GRIGGSVILLE	Pike	62340	IL	5
KINDERHOOK	Pike	62345	IL	2
NEBO	Pike	62355	IL	1
NEW SALEM	Pike	62357	IL	3
PERRY	Pike	62362	IL	0
PLEASANT HILL	Pike	62366	IL	0
EDDYVILLE	Pope	62928	IL	0
HAMLETSBURG	Pope	62944	IL	0
GRAND CHAIN	Pulaski	62941	IL	0
MOUND CITY	Pulaski	62963	IL	0
OLMSTED	Pulaski	62970	IL	0
PULASKI	Pulaski	62976	IL	0
VILLA RIDGE	Pulaski	62996	IL	0
HENNEPIN	Putnam	61327	IL	0
MARK	Putnam	61340	IL	0
PUTNAM	Putnam	61560	IL	1
BALDWIN	Randolph	62217	IL	1

City	County	Zip	State	Loans Foreclosed
PEORIA	Peoria	61652	IL	0
PEORIA	Peoria	61654	IL	0
PEORIA	Peoria	61656	IL	0
PRINCEVILLE	Peoria	61559	IL	2
TRIVOLI	Peoria	61569	IL	1
DU QUOIN	Perry	62832	IL	15
TAMAROA	Perry	62888	IL	1
BEMENT	Piatt	61813	IL	6
CISCO	Piatt	61830	IL	1
HAMMOND	Piatt	61929	IL	1
MANSFIELD	Piatt	61854	IL	2
MONTICELLO	Piatt	61856	IL	1
BARRY	Pike	62312	IL	0
CHAMBERSBURG	Pike	62323	IL	1
HULL	Pike	62343	IL	0
MILTON	Pike	62352	IL	0
NEW CANTON	Pike	62356	IL	0
PEARL	Pike	62361	IL	0
PITTSFIELD	Pike	62363	IL	8
ROCKPORT	Pike	62370	IL	0
GOLCONDA	Pope	62938	IL	3
HEROD	Pope	62947	IL	0
KARNAK	Pulaski	62956	IL	0
MOUNDS	Pulaski	62964	IL	1
PERKS	Pulaski	62973	IL	0
ULLIN	Pulaski	62992	IL	0
GRANVILLE	Putnam	61326	IL	3
MAGNOLIA	Putnam	61336	IL	0
MC NABB	Putnam	61335	IL	0
STANDARD	Putnam	61363	IL	0
CHESTER	Randolph	62233	IL	6

City	County	Zip	State	Loans Foreclosed
COULTERVILLE	Randolph	62237	IL	1
EVANSVILLE	Randolph	62242	IL	1
MODOC	Randolph	62261	IL	0
PRAIRIE DU ROCHER	Randolph	62277	IL	0
ROCKWOOD	Randolph	62280	IL	1
STEELEVILLE	Randolph	62288	IL	1
WALSH	Randolph	62297	IL	0
CLAREMONT	Richland	62421	IL	2
NOBLE	Richland	62868	IL	3
PARKERSBURG	Richland	62452	IL	0
BARSTOW	Rock Island	61236	IL	0
CARBON CLIFF	Rock Island	61239	IL	0
CORDOVA	Rock Island	61242	IL	1
HAMPTON	Rock Island	61256	IL	2
ILLINOIS CITY	Rock Island	61259	IL	1
MOLINE	Rock Island	61265	IL	44
PORT BYRON	Rock Island	61275	IL	2
REYNOLDS	Rock Island	61279	IL	4
ROCK ISLAND	Rock Island	61204	IL	0
SILVIS	Rock Island	61282	IL	11
CARRIER MILLS	Saline	62917	IL	3
GALATIA	Saline	62935	IL	0
MUDDY	Saline	62965	IL	0
STONEFORT	Saline	62987	IL	2
BUFFALO	Sangamon	62515	IL	0
CHATHAM	Sangamon	62629	IL	22
DIVERNON	Sangamon	62530	IL	3
ILLIOPOLIS	Sangamon	62539	IL	1
LOWDER	Sangamon	62662	IL	0
NEW BERLIN	Sangamon	62670	IL	2
PLEASANT PLAINS	Sangamon	62677	IL	2

City	County	Zip	State	Loans Foreclosed
ELLIS GROVE	Randolph	62241	IL	1
MENARD	Randolph	62259	IL	0
PERCY	Randolph	62272	IL	1
RED BUD	Randolph	62278	IL	2
SPARTA	Randolph	62286	IL	7
TILDEN	Randolph	62292	IL	1
CALHOUN	Richland	62419	IL	0
DUNDAS	Richland	62425	IL	0
OLNEY	Richland	62450	IL	4
ANDALUSIA	Rock Island	61232	IL	0
BUFFALO PRAIRIE	Rock Island	61237	IL	0
COAL VALLEY	Rock Island	61240	IL	5
EAST MOLINE	Rock Island	61244	IL	25
HILLSDALE	Rock Island	61257	IL	1
MILAN	Rock Island	61264	IL	10
MOLINE	Rock Island	61266	IL	0
RAPIDS CITY	Rock Island	61278	IL	0
ROCK ISLAND	Rock Island	61201	IL	48
ROCK ISLAND	Rock Island	61299	IL	0
TAYLOR RIDGE	Rock Island	61284	IL	3
ELDORADO	Saline	62930	IL	4
HARRISBURG	Saline	62946	IL	19
RALEIGH	Saline	62977	IL	0
AUBURN	Sangamon	62615	IL	14
CANTRALL	Sangamon	62625	IL	0
DAWSON	Sangamon	62520	IL	3
GLENARM	Sangamon	62536	IL	1
LOAMI	Sangamon	62661	IL	2
MECHANICSBURG	Sangamon	62545	IL	0
PAWNEE	Sangamon	62558	IL	3
RIVERTON	Sangamon	62561	IL	4

City	County	Zip	State	Loans Foreclosed	City	County	Zip	State	Loans Foreclosed
ROCHESTER	Sangamon	62563	IL	5	SHERMAN	Sangamon	62684	IL	0
SPRINGFIELD	Sangamon	62701	IL	2	SPRINGFIELD	Sangamon	62702	IL	44
SPRINGFIELD	Sangamon	62703	IL	72	SPRINGFIELD	Sangamon	62704	IL	38
SPRINGFIELD	Sangamon	62705	IL	0	SPRINGFIELD	Sangamon	62706	IL	0
SPRINGFIELD	Sangamon	62707	IL	21	SPRINGFIELD	Sangamon	62708	IL	0
SPRINGFIELD	Sangamon	62713	IL	0	SPRINGFIELD	Sangamon	62715	IL	0
SPRINGFIELD	Sangamon	62716	IL	0	SPRINGFIELD	Sangamon	62719	IL	0
SPRINGFIELD	Sangamon	62721	IL	0	SPRINGFIELD	Sangamon	62722	IL	0
SPRINGFIELD	Sangamon	62723	IL	0	SPRINGFIELD	Sangamon	62726	IL	0
SPRINGFIELD	Sangamon	62736	IL	0	SPRINGFIELD	Sangamon	62739	IL	0
SPRINGFIELD	Sangamon	62746	IL	0	SPRINGFIELD	Sangamon	62756	IL	0
SPRINGFIELD	Sangamon	62757	IL	0	SPRINGFIELD	Sangamon	62761	IL	0
SPRINGFIELD	Sangamon	62762	IL	0	SPRINGFIELD	Sangamon	62763	IL	0
SPRINGFIELD	Sangamon	62764	IL	0	SPRINGFIELD	Sangamon	62765	IL	0
SPRINGFIELD	Sangamon	62766	IL	0	SPRINGFIELD	Sangamon	62767	IL	0
SPRINGFIELD	Sangamon	62769	IL	0	SPRINGFIELD	Sangamon	62776	IL	0
SPRINGFIELD	Sangamon	62777	IL	0	SPRINGFIELD	Sangamon	62781	IL	0
SPRINGFIELD	Sangamon	62786	IL	0	SPRINGFIELD	Sangamon	62791	IL	0
SPRINGFIELD	Sangamon	62794	IL	0	SPRINGFIELD	Sangamon	62796	IL	0
THAYER	Sangamon	62689	IL	2	WILLIAMSVILLE	Sangamon	62693	IL	0
BROWNING	Schuyler	62624	IL	0	CAMDEN	Schuyler	62319	IL	0
FREDERICK	Schuyler	62639	IL	0	HUNTSVILLE	Schuyler	62344	IL	0
LITTLETON	Schuyler	61452	IL	0	RUSHVILLE	Schuyler	62681	IL	7
ALSEY	Scott	62610	IL	0	BLUFFS	Scott	62621	IL	1
MANCHESTER	Scott	62663	IL	1	WINCHESTER	Scott	62694	IL	2
COWDEN	Shelby	62422	IL	0	FINDLAY	Shelby	62534	IL	1
HERRICK	Shelby	62431	IL	1	LAKESWOOD	Shelby	62438	IL	2
MODE	Shelby	62444	IL	0	OCONEE	Shelby	62553	IL	0
SHELBYVILLE	Shelby	62565	IL	3	SIGEL	Shelby	62462	IL	2
STEWARDSON	Shelby	62463	IL	0	STRASBURG	Shelby	62465	IL	0
TOWER HILL	Shelby	62571	IL	2	WINDSOR	Shelby	61957	IL	3

City	County	Zip	State	Loans Foreclosed
BELLEVILLE	St. Clair	62220	IL	35
BELLEVILLE	St. Clair	62222	IL	0
BELLEVILLE	St. Clair	62226	IL	23
DUPO	St. Clair	62239	IL	11
EAST SAINT LOUIS	St. Clair	62201	IL	8
EAST SAINT LOUIS	St. Clair	62203	IL	62
EAST SAINT LOUIS	St. Clair	62205	IL	34
EAST SAINT LOUIS	St. Clair	62207	IL	22
FREEBURG	St. Clair	62243	IL	4
LENZBURG	St. Clair	62255	IL	1
MARISSA	St. Clair	62257	IL	3
MASCOUTAH	St. Clair	62258	IL	3
NATIONAL STOCK YAR	St. Clair	62071	IL	0
O FALLON	St. Clair	62269	IL	23
SCOTT AIR FORCE BASE	St. Clair	62225	IL	0
SUMMERFIELD	St. Clair	62289	IL	5
CASTLETON	Stark	61426	IL	0
SPEER	Stark	61479	IL	0
WYOMING	Stark	61491	IL	0
DAKOTA	Stephenson	61018	IL	0
ELEROY	Stephenson	61027	IL	0
GERMAN VALLEY	Stephenson	61039	IL	1
LENA	Stephenson	61048	IL	7
ORANGEVILLE	Stephenson	61060	IL	1
RIDOTT	Stephenson	61067	IL	1
WINSLOW	Stephenson	61089	IL	1
CREVE COEUR	Tazewell	61610	IL	14
DELAVAN	Tazewell	61734	IL	4
GREEN VALLEY	Tazewell	61534	IL	5
HOPEDALE	Tazewell	61747	IL	0
MINIER	Tazewell	61759	IL	6

City	County	Zip	State	Loans Foreclosed
BELLEVILLE	St. Clair	62221	IL	21
BELLEVILLE	St. Clair	62223	IL	29
CASEYVILLE	St. Clair	62232	IL	14
EAST CARONDELET	St. Clair	62240	IL	5
EAST SAINT LOUIS	St. Clair	62202	IL	3
EAST SAINT LOUIS	St. Clair	62204	IL	44
EAST SAINT LOUIS	St. Clair	62206	IL	87
FAIRVIEW HEIGHTS	St. Clair	62208	IL	31
LEBANON	St. Clair	62254	IL	14
LOVEJOY	St. Clair	62059	IL	0
MASCOUTAH	St. Clair	62224	IL	0
MILLSTADT	St. Clair	62260	IL	3
NEW ATHENS	St. Clair	62264	IL	0
SAINT LIBORY	St. Clair	62282	IL	0
SMITHTON	St. Clair	62285	IL	2
BRADFORD	Stark	61421	IL	1
LA FAYETTE	Stark	61449	IL	0
TOULON	Stark	61483	IL	2
CEDARVILLE	Stephenson	61013	IL	1
DAVIS	Stephenson	61019	IL	6
FREEPORT	Stephenson	61032	IL	57
KENT	Stephenson	61044	IL	0
MC CONNELL	Stephenson	61050	IL	0
PEARL CITY	Stephenson	61062	IL	3
ROCK CITY	Stephenson	61070	IL	3
ARMINGTON	Tazewell	61721	IL	2
DEER CREEK	Tazewell	61733	IL	0
EAST PEORIA	Tazewell	61611	IL	21
GROVELAND	Tazewell	61535	IL	3
MACKINAW	Tazewell	61755	IL	4
MORTON	Tazewell	61550	IL	5

City	County	Zip	State	Loans Foreclosed
PEKIN	Tazewell	61554	IL	50
PEKIN	Tazewell	61558	IL	0
TREMONT	Tazewell	61568	IL	1
ALTO PASS	Union	62905	IL	0
COBDEN	Union	62920	IL	3
JONESBORO	Union	62952	IL	2
WOLF LAKE	Union	62998	IL	0
ALVIN	Vermilion	61811	IL	1
BISMARCK	Vermilion	61814	IL	0
COLLISON	Vermilion	61831	IL	0
DANVILLE	Vermilion	61834	IL	4
FAIRMOUNT	Vermilion	61841	IL	0
GEORGETOWN	Vermilion	61846	IL	10
HOOPESTON	Vermilion	60942	IL	17
MUNCIE	Vermilion	61857	IL	0
POTOMAC	Vermilion	61865	IL	4
RIDGE FARM	Vermilion	61870	IL	1
SIDELL	Vermilion	61876	IL	0
WESTVILLE	Vermilion	61883	IL	5
BELLMONT	Wabash	62811	IL	0
LANCASTER	Wabash	62855	IL	0
BERWICK	Warren	61417	IL	0
GERLAW	Warren	61435	IL	0
LITTLE YORK	Warren	61453	IL	1
ROSEVILLE	Warren	61473	IL	1
ADDIEVILLE	Washington	62214	IL	1
DU BOIS	Washington	62831	IL	0
IRVINGTON	Washington	62848	IL	0
OAKDALE	Washington	62268	IL	1
RADOM	Washington	62876	IL	0
BARNHILL	Wayne	62809	IL	0

City	County	Zip	State	Loans Foreclosed
PEKIN	Tazewell	61555	IL	0
SOUTH PEKIN	Tazewell	61564	IL	0
WASHINGTON	Tazewell	61571	IL	9
ANNA	Union	62906	IL	5
DONGOLA	Union	62926	IL	6
MILLCREEK	Union	62961	IL	0
ALLERTON	Vermilion	61810	IL	0
ARMSTRONG	Vermilion	61812	IL	0
CATLIN	Vermilion	61817	IL	3
DANVILLE	Vermilion	61832	IL	44
EAST LYNN	Vermilion	60932	IL	0
FITHIAN	Vermilion	61844	IL	1
HENNING	Vermilion	61848	IL	1
INDIANOLA	Vermilion	61850	IL	0
OAKWOOD	Vermilion	61858	IL	3
RANKIN	Vermilion	60960	IL	1
ROSSVILLE	Vermilion	60963	IL	3
TILTON	Vermilion	61833	IL	7
ALLENDALE	Wabash	62410	IL	3
KEENSBURG	Wabash	62852	IL	0
MOUNT CARMEL	Wabash	62863	IL	11
CAMERON	Warren	61423	IL	1
KIRKWOOD	Warren	61447	IL	1
MONMOUTH	Warren	61462	IL	17
SMITHSHIRE	Warren	61478	IL	0
ASHLEY	Washington	62808	IL	0
HOYLETON	Washington	62803	IL	1
NASHVILLE	Washington	62263	IL	1
OKAWVILLE	Washington	62271	IL	1
RICHVIEW	Washington	62877	IL	0
CISNE	Wayne	62823	IL	0

City	County	Zip	State	Loans Foreclosed
FAIRFIELD	Wayne	62837	IL	0
GOLDEN GATE	Wayne	62843	IL	0
KEENES	Wayne	62851	IL	0
RINARD	Wayne	62878	IL	0
WAYNE CITY	Wayne	62895	IL	2
CARMI	White	62821	IL	0
EMMA	White	62834	IL	0
GRAYVILLE	White	62844	IL	1
MAUNIE	White	62861	IL	0
NORRIS CITY	White	62869	IL	5
ALBANY	Whiteside	61230	IL	2
ERIE	Whiteside	61250	IL	2
FULTON	Whiteside	61252	IL	4
LYNDON	Whiteside	61261	IL	0
PROPHETSTOWN	Whiteside	61277	IL	0
STERLING	Whiteside	61081	IL	34
BEECHER	Will	60401	IL	5
BOLINGBROOK	Will	60490	IL	9
CHANNAHON	Will	60410	IL	15
ELWOOD	Will	60421	IL	2
JOLIET	Will	60431	IL	21
JOLIET	Will	60433	IL	29
JOLIET	Will	60435	IL	64
LOCKPORT	Will	60441	IL	54
MANHATTAN	Will	60442	IL	6
MONEE	Will	60449	IL	8
NEW LENOX	Will	60451	IL	21
PLAINFIELD	Will	60544	IL	85
WILMINGTON	Will	60481	IL	13
CARTERVILLE	Williamson	62918	IL	10
CREAL SPRINGS	Williamson	62922	IL	5


City	County	Zip	State	Loans Foreclosed
GEFF	Wayne	62842	IL	0
JOHNSONVILLE	Wayne	62850	IL	0
MOUNT ERIE	Wayne	62446	IL	0
SIMS	Wayne	62886	IL	0
BURNT PRAIRIE	White	62820	IL	0
CROSSVILLE	White	62827	IL	3
ENFIELD	White	62835	IL	0
HERALD	White	62845	IL	0
MILL SHOALS	White	62862	IL	0
SPRINGERTON	White	62887	IL	1
DEER GROVE	Whiteside	61243	IL	0
FENTON	Whiteside	61251	IL	0
GALT	Whiteside	61037	IL	0
MORRISON	Whiteside	61270	IL	7
ROCK FALLS	Whiteside	61071	IL	21
TAMPICO	Whiteside	61283	IL	1
BOLINGBROOK	Will	60440	IL	66
BRAIDWOOD	Will	60408	IL	11
CRETE	Will	60417	IL	55
FRANKFORT	Will	60423	IL	26
JOLIET	Will	60432	IL	35
JOLIET	Will	60434	IL	0
JOLIET	Will	60436	IL	26
LOCKPORT	Will	60491	IL	7
MOKENA	Will	60448	IL	11
NAPERVILLE	Will	60564	IL	17
PEOTONE	Will	60468	IL	5
ROMEOVILLE	Will	60446	IL	60
CAMBRIA	Williamson	62915	IL	1
COLP	Williamson	62921	IL	1
ENERGY	Williamson	62933	IL	0

City	County	Zip	State	Loans Foreclosed
FREEMAN SPUR	Williamson	62841	IL	0
HURST	Williamson	62949	IL	2
MARION	Williamson	62959	IL	21
CHERRY VALLEY	Winnebago	61016	IL	7
LOVES PARK	Winnebago	61111	IL	28
LOVES PARK	Winnebago	61131	IL	0
MACHESNEY PARK	Winnebago	61115	IL	55
ROCKFORD	Winnebago	61101	IL	53
ROCKFORD	Winnebago	61103	IL	51
ROCKFORD	Winnebago	61105	IL	0
ROCKFORD	Winnebago	61107	IL	46
ROCKFORD	Winnebago	61109	IL	32
ROCKFORD	Winnebago	61112	IL	2
ROCKFORD	Winnebago	61125	IL	0
ROCKTON	Winnebago	61072	IL	7
SEWARD	Winnebago	61077	IL	0
SOUTH BELOIT	Winnebago	61080	IL	9
BENSON	Woodford	61516	IL	3
EL PASO	Woodford	61738	IL	8
GOODFIELD	Woodford	61742	IL	0
METAMORA	Woodford	61548	IL	0
ROANOKE	Woodford	61561	IL	2

City	County	Zip	State	Loans Foreclosed
HERRIN	Williamson	62948	IL	13
JOHNSTON CITY	Williamson	62951	IL	2
PITTSBURG	Williamson	62974	IL	2
DURAND	Winnebago	61024	IL	4
LOVES PARK	Winnebago	61130	IL	0
LOVES PARK	Winnebago	61132	IL	0
PECATONICA	Winnebago	61063	IL	7
ROCKFORD	Winnebago	61102	IL	48
ROCKFORD	Winnebago	61104	IL	47
ROCKFORD	Winnebago	61106	IL	0
ROCKFORD	Winnebago	61108	IL	38
ROCKFORD	Winnebago	61110	IL	0
ROCKFORD	Winnebago	61114	IL	21
ROCKFORD	Winnebago	61126	IL	0
ROSCOE	Winnebago	61073	IL	19
SHIRLAND	Winnebago	61079	IL	1
WINNEBAGO	Winnebago	61088	IL	5
CONGERVILLE	Woodford	61729	IL	0
EUREKA	Woodford	61530	IL	4
LOWPOINT	Woodford	61545	IL	0
MINONK	Woodford	61760	IL	3
SECOR	Woodford	61771	IL	0

ILLINOIS DEPARTMENT OF FINANCIAL AND PROFESSIONAL REGULATION

Dean Martinez, Secretary



**Lorenzo D. Padron, Director
Division of Banking**

2005
DEFAULT AND FORECLOSURE
REPORT OF STATE CHARTERED THRIFTS,
COMMERCIAL BANKS, AND LICENSED
MORTGAGE SERVICERS

Appendix C

October, 2006

Statewide Foreclosures for the First Half of 2005

InstitutionName	County	City	Zip	LoanDate	LoanAmount	FilingDate	CloseDate
1St Community Bank	Mercer	Joy	61260	10/22/2002	32000	10/21/2004	01/06/2005
Accredited Home Lenders, Inc.	COOK	MARKHAM	60426	02/12/2004	110000	01/19/2005	08/17/2005
Accredited Home Lenders, Inc.	COOK	CHICAGO	60619	04/11/2002	100000	01/27/2005	
Accredited Home Lenders, Inc.	COOK	CHICAGO	60645	09/08/2003	183200	01/27/2005	07/14/2005
Accredited Home Lenders, Inc.	WILL	NEW LENOX	60451	11/26/2003	228000	02/17/2005	
Accredited Home Lenders, Inc.	COOK	CHICAGO	60653	11/15/2001	125000	02/08/2005	
Accredited Home Lenders, Inc.	COOK	CHICAGO	60628	09/30/1999	57750	02/08/2005	08/25/2005
Accredited Home Lenders, Inc.	COOK	CHICAGO	60628	09/30/1999	60000	02/08/2005	08/08/2005
Accredited Home Lenders, Inc.	LAKE	LIBERTYVILLE	60048	09/25/2002	376000	02/28/2005	
Accredited Home Lenders, Inc.	COOK	CHICAGO	60629	06/13/2003	165000	02/18/2005	
Accredited Home Lenders, Inc.	COOK	CHICAGO	60626	06/28/2004	252000	03/10/2005	
Accredited Home Lenders, Inc.	COOK	COUNTRY CLUB HILLS	60478	10/25/1999	99450	03/03/2005	06/09/2005
Accredited Home Lenders, Inc.	COOK	CHICAGO	60615	03/03/2004	256000	03/09/2005	05/23/2005
Accredited Home Lenders, Inc.	COOK	CHICAGO	60615	03/03/2004	64000	03/09/2005	06/03/2005
Accredited Home Lenders, Inc.	LAKE	ROUND LAKE BEACH	60073	07/19/2004	107100	03/30/2005	
Accredited Home Lenders, Inc.	LAKE	ROUND LAKE BEACH	60073	07/19/2004	12600	03/30/2005	
Accredited Home Lenders, Inc.	VERMILLION	GEORGETOWN	61846	11/15/2004	72250	03/31/2005	
Accredited Home Lenders, Inc.	MCHENRY	MCHENRY	60050	06/24/2003	160000	03/17/2005	
Accredited Home Lenders, Inc.	COOK	CHICAGO	60628	10/08/2004	220500	03/17/2005	05/20/2005
Accredited Home Lenders, Inc.	COOK	CHICAGO	60629	11/15/1999	79800	07/06/2004	
Accredited Home Lenders, Inc.	ADAMS	QUINCY	62301	04/21/2003	67200	03/28/2005	
Accredited Home Lenders, Inc.	LAKE	WAUKEGAN	60087	06/29/2004	112000	05/09/2005	
Accredited Home Lenders, Inc.	COOK	CHICAGO	60624	06/04/2004	73950	03/28/2005	05/02/2005
Accredited Home Lenders, Inc.	COOK	INVERNESS	60067	10/26/2004	336000	04/05/2005	05/20/2005
Accredited Home Lenders, Inc.	KANE	ELGIN	60123	09/29/2004	212800	04/28/2005	
Accredited Home Lenders, Inc.	COOK	CHICAGO	60620	06/14/2004	146500	04/18/2005	08/19/2005
Accredited Home Lenders, Inc.	COOK	CHICAGO	60615	11/19/2002	140000	05/12/2005	
Accredited Home Lenders, Inc.	COOK	CHICAGO	60651	12/03/2004	208000	05/19/2005	
Accredited Home Lenders, Inc.	DU PAGE	DARIEN	60561	12/29/2003	248000	06/22/2005	05/27/2005
Accredited Home Lenders, Inc.	COOK	CHICAGO	60649	03/25/2004	292000	05/25/2005	
Accredited Home Lenders, Inc.	MACOUPIN	MOUNT OLIVE	62069	07/16/2004	75690	06/03/2005	
Accredited Home Lenders, Inc.	COOK	CHICAGO	60629	12/17/2004	173600	06/08/2005	
Accredited Home Lenders, Inc.	COOK	CHICAGO	60629	12/17/2004	43400	06/08/2005	
Accredited Home Lenders, Inc.	COOK	CHICAGO	60652	02/25/2005	183200	06/14/2005	
Accredited Home Lenders, Inc.	COOK	CHICAGO	60637	02/22/2005	199920	06/15/2005	
Accredited Home Lenders, Inc.	COOK	CHICAGO	60621	09/14/2000	58500	08/26/2005	
Accredited Home Lenders, Inc.	KENDALL	OSWEGO	60543	06/24/2003	123600	07/05/2005	
Accredited Home Lenders, Inc.	COOK	CHICAGO	60620	02/25/2005	112000	07/18/2005	
Accredited Home Lenders, Inc.	COOK	CHICAGO	60639	07/16/2004	204250	07/25/2005	06/30/2005
Accredited Home Lenders, Inc.	WILL	JOLIET	60432	03/27/2003	85000	03/03/2004	01/04/2005
Accredited Home Lenders, Inc.	FULTON	LEWISTOWN	61542	03/24/2003	76000	05/24/2004	01/31/2005
Accredited Home Lenders, Inc.	JERSEY	GRAFTON	62037	12/16/2003	232000	06/10/2004	02/03/2005
Accredited Home Lenders, Inc.	JERSEY	GRAFTON	62037	12/16/2003	58000	06/10/2004	02/03/2005
Accredited Home Lenders, Inc.	COOK	HOMEWOOD	60430	06/03/2002	180000	12/03/2003	01/26/2005
Accredited Home Lenders, Inc.	COOK	CHICAGO	60628	05/13/2004	119000	10/27/2004	04/22/2005
Accredited Home Lenders, Inc.	SANGAMON	SPRINGFIELD	62704	10/30/2002	69600	07/02/2004	04/23/2005
Accredited Home Lenders, Inc.	COOK	CHICAGO	60624	11/26/2003	252000	06/18/2004	05/27/2005
Accredited Home Lenders, Inc.	COOK	CHICAGO	60620	09/25/2003	200000	10/14/2005	05/31/2005
Accredited Home Lenders, Inc.	KANKAKEE	BOURBONNAIS	60914	09/20/2002	92000	10/26/2004	05/18/2005
Aegis Mortgage Corporation	Cook	Oak Forest	60452	10/13/2004	159000	06/27/2005	
Aegis Mortgage Corporation	Cook	Hazel Crest	60429	11/22/2004	121600	06/30/2005	
Aegis Mortgage Corporation	Wabash	Allendale	62410	11/16/2004	59500	03/30/2005	
Aegis Mortgage Corporation	Saint Clair	Cahokia	62206	11/19/2004	47200	05/06/2005	
Aegis Mortgage Corporation	Cook	Chicago	60637	12/01/2004	212500	03/30/2005	
Aegis Mortgage Corporation	Cook	Chicago	60617	01/10/2005	132000	06/16/2005	
Aegis Mortgage Corporation	Cook	Park Forest	60466	04/28/2000	104500	01/17/2005	
Aegis Mortgage Corporation	Cook	Franklin Park	60131	11/01/2302	142000	05/05/2005	

Statewide Foreclosures for the First Half of 2005

Aegis Mortgage Corporation	Carroll	Shannon	61078	08/20/2001	60700	06/07/2005	
Aegis Mortgage Corporation	Cook	Chicago	60644	07/30/2004	195200	03/14/2005	
Aegis Mortgage Corporation	Cook	Chicago	60619	09/29/2004	96800	04/06/2005	
Aegis Mortgage Corporation	Cook	Chicago	60609	10/04/2004	76000	03/03/2005	
Alpine Bank of Illinois	Winnebago	Loves Park	61111	03/16/1993	41000	11/19/2004	05/05/2005
Alpine Bank of Illinois	Winnebago	Rockford	61109	08/14/2001	64500	02/05/2004	03/31/2005
Alpine Bank of Illinois	Winnebago	Rockford	61107	02/28/2003	87900	05/28/2004	05/05/2005
Alpine Bank of Illinois	Winnebago	Rockford	61101	04/15/2003	49200	06/29/2004	06/09/2005
Alpine Bank of Illinois	Winnebago	Rockford	61109	01/29/2001	84390	03/26/2004	03/03/2005
Alpine Bank of Illinois	Winnebago	Roscoe	61073	04/30/1993	102000	06/09/2005	
Alpine Bank of Illinois	DeKalb	Sycamore	60178	04/25/2003	148000	06/09/2005	
Alpine Bank of Illinois	Winnebago	Machesney Park	61115	11/30/1993	68875	06/02/2005	
Alpine Bank of Illinois	Winnebago	Rockford	61108	02/20/1998	48000	03/15/2005	
Alpine Bank of Illinois	Winnebago	Machesney Park	61115	01/20/1999	46750	04/12/2005	
Alpine Bank of Illinois	Winnebago	Roscoe	61073	05/06/2003	148200	06/22/2005	
Alpine Bank of Illinois	Winnebago	Rockford	61101	09/06/2002	45600	03/24/2005	
Alpine Bank of Illinois	Winnebago	Rockford	61114	10/17/2002	145000	05/05/2005	
Alpine Bank of Illinois	Winnebago	Rockford	61103	03/21/1996	100500	02/16/2005	
Alpine Bank of Illinois	Winnebago	Rockford	61102	06/03/1996	33250	01/04/2005	
Alpine Bank of Illinois	Winnebago	Machesney Park	61115	03/28/1997	58400	03/28/2005	
Alpine Bank of Illinois	Winnebago	Rockford	61114	04/22/2004	126000	03/10/2005	
Alpine Bank of Illinois	Winnebago	Loves Park	61111	03/16/1993	41000	11/19/2004	05/05/2005
Alpine Bank of Illinois	Winnebago	Rockford	61109	08/14/2001	64500	02/05/2004	03/31/2005
Alpine Bank of Illinois	Winnebago	Rockford	61107	02/28/2003	87900	05/28/2004	05/05/2005
Alpine Bank of Illinois	Winnebago	Rockford	61101	04/15/2003	49200	06/29/2004	06/09/2005
Alpine Bank of Illinois	Winnebago	Rockford	61109	01/29/2001	84390	03/26/2004	03/03/2005
Alpine Bank of Illinois	Winnebago	Roscoe	61073	04/30/1993	102000	06/09/2005	
Alpine Bank of Illinois	Dekalb	Sycamore	60178	04/25/2003	148000	06/09/2005	
Alpine Bank of Illinois	Winnebago	Machesney Park	61115	11/30/1993	68875	06/02/2005	
Alpine Bank of Illinois	Winnebago	Rockford	61108	02/20/1998	48000	03/15/2005	
Alpine Bank of Illinois	Winnebago	Machesney Park	61115	01/20/1999	46750	04/12/2005	
Alpine Bank of Illinois	Winnebago	Roscoe	61073	05/06/2003	148200	06/22/2005	
Alpine Bank of Illinois	Winnebago	Rockford	61101	09/06/2002	45600	03/24/2005	
Alpine Bank of Illinois	Winnebago	Rockford	61114	10/17/2002	145000	05/05/2005	
Alpine Bank of Illinois	Winnebago	Rockford	61103	03/21/1996	100500	02/16/2005	
Alpine Bank of Illinois	Winnebago	Rockford	61102	06/03/1996	33250	01/04/2005	
Alpine Bank of Illinois	Winnebago	Machesney Park	61115	03/28/1997	58400	03/28/2005	
Alpine Bank of Illinois	Winnebago	Rockford	61114	04/22/2004	126000	03/10/2005	
AMC Mortgage Services, Inc.	PEORIA	CHILLICOTHE	61523	05/27/2003	83643	06/30/2004	04/03/2005
AMC Mortgage Services, Inc.	COOK	HOMEWOOD	60430	03/22/1999	198145	11/25/2003	04/04/2005
AMC Mortgage Services, Inc.	JERSEY	JERSEYVILLE	62052	01/06/2003	67481	09/01/2004	04/04/2005
AMC Mortgage Services, Inc.	COOK	CHICAGO	60628	07/27/2000	43610	01/15/2002	04/07/2005
AMC Mortgage Services, Inc.	COOK	CHICAGO	60620	09/30/2002	118919	08/30/2004	04/07/2005
AMC Mortgage Services, Inc.	WILL	ROMEDEVILLE	60446	01/30/2003	134088	01/27/2004	04/08/2005
AMC Mortgage Services, Inc.	MC HENRY	SPRING GROVE	60081	08/21/2003	157250	02/17/2004	04/08/2005
AMC Mortgage Services, Inc.	COOK	OLYMPIA FIELDS	60461	03/31/2000	405903	04/01/2004	04/08/2005
AMC Mortgage Services, Inc.	COOK	CHICAGO	60619	02/28/2003	141698	07/06/2004	04/08/2005
AMC Mortgage Services, Inc.	COOK	CHICAGO	60621	03/17/2004	86400	08/26/2004	04/08/2005
AMC Mortgage Services, Inc.	COOK	MAYWOOD	60153	05/23/2003	127658	05/06/2004	04/11/2005
AMC Mortgage Services, Inc.	COOK	PARK FOREST	60466	08/18/2003	107711	05/11/2004	04/11/2005
AMC Mortgage Services, Inc.	COOK	CHICAGO	60636	11/15/2002	76030	06/17/2004	04/11/2005
AMC Mortgage Services, Inc.	WILL	PLAINFIELD	60544	10/15/2002	228004	08/18/2004	04/12/2005
AMC Mortgage Services, Inc.	COOK	CHICAGO	60641	11/19/2002	215651	04/16/2004	04/18/2005
AMC Mortgage Services, Inc.	DU PAGE	ELMHURST	60126	11/20/2003	309700	05/06/2004	04/18/2005
AMC Mortgage Services, Inc.	COOK	CHICAGO	60640	07/21/2003	167809	06/10/2004	04/18/2005
AMC Mortgage Services, Inc.	COOK	DOLTON	60419	10/22/2002	87072	06/28/2004	04/18/2005
AMC Mortgage Services, Inc.	SAINT CLAIR	CAHOKIA	62206	12/01/2003	50967	07/15/2004	04/18/2005
AMC Mortgage Services, Inc.	COOK	HARVEY	60426	12/13/2002	39666	06/07/2004	04/19/2005

Statewide Foreclosures for the First Half of 2005

AMC Mortgage Services, Inc.	KANE	AURORA	60505	09/29/2003	74801	07/12/2004	04/19/2005
AMC Mortgage Services, Inc.	COOK	CHICAGO HEIGHTS	60411	07/31/2002	82083	07/14/2004	04/19/2005
AMC Mortgage Services, Inc.	COOK	CHICAGO	60634	07/18/2003	242823	05/07/2004	04/21/2005
AMC Mortgage Services, Inc.	COOK	PROSPECT HEIGHTS	60070	12/23/2002	270332	05/11/2004	04/25/2005
AMC Mortgage Services, Inc.	LAKE	ROUND LAKE	60073	08/28/2003	99281	05/28/2004	04/27/2005
AMC Mortgage Services, Inc.	FULTON	CANTON	61520	05/22/2003	79720	04/12/2004	04/29/2005
AMC Mortgage Services, Inc.	CASS	VIRGINIA	62691	01/27/2003	56412	06/01/2004	04/29/2005
AMC Mortgage Services, Inc.	LA SALLE	OTTAWA	61350	05/22/2002	106957	07/28/2004	04/29/2005
AMC Mortgage Services, Inc.	ROCK ISLAND	EAST MOLINE	61244	11/03/2003	67316	07/29/2004	04/29/2005
AMC Mortgage Services, Inc.	LIVINGSTON	DWIGHT	60420	09/29/2001	88548	08/12/2004	04/29/2005
AMC Mortgage Services, Inc.	FRANKLIN	BENTON	62812	03/30/2002	51073	08/27/2004	04/29/2005
AMC Mortgage Services, Inc.	GRUNDY	COAL CITY	60416	03/22/2002	65377	08/24/2004	05/03/2005
AMC Mortgage Services, Inc.	COOK	CHICAGO	60649	12/16/2002	113959	10/30/2003	05/05/2005
AMC Mortgage Services, Inc.	COOK	CHICAGO	60623	02/27/2003	193500	02/24/2004	05/05/2005
AMC Mortgage Services, Inc.	COOK	CHICAGO	60637	09/05/2003	143690	06/08/2004	05/06/2005
AMC Mortgage Services, Inc.	COOK	CHICAGO	60621	11/13/2003	132649	08/19/2004	05/09/2005
AMC Mortgage Services, Inc.	KANE	ELBURN	60119	09/30/2002	492301	10/28/2003	05/10/2005
AMC Mortgage Services, Inc.	PEORIA	PEORIA	61604	09/28/2001	59904	07/21/2003	05/11/2005
AMC Mortgage Services, Inc.	ROCK ISLAND	SILVIS	61282	05/17/2000	28891	11/06/2003	05/11/2005
AMC Mortgage Services, Inc.	SAINT CLAIR	CENTREVILLE	62207	10/09/2003	62790	08/24/2004	05/11/2005
AMC Mortgage Services, Inc.	STEPHENSON	FREEMONT	61032	07/22/2002	50225	11/19/2003	05/12/2005
AMC Mortgage Services, Inc.	VERMILION	GEORGETOWN	61846	01/14/2003	46312	06/25/2004	05/12/2005
AMC Mortgage Services, Inc.	SANGAMON	SPRINGFIELD	62707	10/21/2002	96674	08/30/2004	05/12/2005
AMC Mortgage Services, Inc.	COOK	HAZEL CREST	60429	05/31/2001	101317	12/21/2001	05/13/2005
AMC Mortgage Services, Inc.	COOK	RIGHTON PARK	60471	03/27/2003	329807	08/20/2004	05/16/2005
AMC Mortgage Services, Inc.	COOK	LA GRANGE	60525	11/28/2003	199497	07/12/2004	05/17/2005
AMC Mortgage Services, Inc.	COOK	CHICAGO	60636	03/19/2002	86463	07/29/2004	05/17/2005
AMC Mortgage Services, Inc.	RANDOLPH	PERCY	62272	08/28/2003	63311	08/30/2004	05/17/2005
AMC Mortgage Services, Inc.	COOK	COUNTRY CLUB HILLS	60478	07/29/2002	121712	07/07/2004	05/18/2005
AMC Mortgage Services, Inc.	DU PAGE	CAROL STREAM	60188	08/18/2003	232297	05/27/2004	05/19/2005
AMC Mortgage Services, Inc.	COOK	CHICAGO	60619	08/12/2002	118623	06/18/2003	05/20/2005
AMC Mortgage Services, Inc.	COOK	CHICAGO	60636	10/17/2002	59796	08/06/2004	05/20/2005
AMC Mortgage Services, Inc.	COOK	CHICAGO	60651	07/28/2003	116193	02/06/2004	05/24/2005
AMC Mortgage Services, Inc.	MC HENRY	WONDER LAKE	60097	06/13/2002	146319	05/06/2004	05/24/2005
AMC Mortgage Services, Inc.	RANDOLPH	CHESTER	62233	05/30/2003	64697	09/01/2004	05/24/2005
AMC Mortgage Services, Inc.	WILL	WILMINGTON	60481	03/27/2002	71609	06/22/2004	05/25/2005
AMC Mortgage Services, Inc.	MC HENRY	WOODSTOCK	60098	04/08/2003	256692	07/09/2004	05/25/2005
AMC Mortgage Services, Inc.	COOK	CHICAGO	60649	02/25/2004	120600	08/26/2004	05/25/2005
AMC Mortgage Services, Inc.	COOK	COUNTRY CLUB HILLS	60478	07/09/2002	131683	07/08/2004	06/01/2005
AMC Mortgage Services, Inc.	COOK	CHICAGO	60628	06/30/2003	185510	07/19/2004	06/01/2005
AMC Mortgage Services, Inc.	COOK	COUNTRY CLUB HILLS	60478	10/31/2003	110647	04/22/2004	06/02/2005
AMC Mortgage Services, Inc.	COOK	CALUMET CITY	60409	01/20/2004	103319	10/13/2004	06/03/2005
AMC Mortgage Services, Inc.	COOK	CHICAGO	60609	09/29/2003	159498	09/02/2004	06/06/2005
AMC Mortgage Services, Inc.	SANGAMON	AUBURN	62615	10/31/2003	139547	09/15/2004	06/06/2005
AMC Mortgage Services, Inc.	COOK	CHICAGO	60622	08/13/2003	311763	04/29/2004	06/07/2005
AMC Mortgage Services, Inc.	COOK	CHICAGO	60617	09/23/2003	118875	06/08/2004	06/07/2005
AMC Mortgage Services, Inc.	COOK	CHICAGO	60628	01/31/2002	113427	08/11/2004	06/07/2005
AMC Mortgage Services, Inc.	COOK	CHICAGO	60643	03/28/2003	94205	09/02/2004	06/07/2005
AMC Mortgage Services, Inc.	COOK	CHICAGO	60637	10/03/2003	198597	09/09/2004	06/07/2005
AMC Mortgage Services, Inc.	WHITESIDE	STERLING	61081	10/22/2003	60164	10/07/2004	06/09/2005
AMC Mortgage Services, Inc.	LAKE	ROUND LAKE PARK	60073	04/02/2004	171000	09/01/2004	06/09/2005
AMC Mortgage Services, Inc.	COOK	CHICAGO	60605	12/21/2001	93198	07/13/2004	06/13/2005
AMC Mortgage Services, Inc.	WILL	CREST HILL	60435	10/31/2003	100553	08/31/2004	06/13/2005
AMC Mortgage Services, Inc.	KANE	AURORA	60506	04/27/2004	127800	10/08/2004	06/13/2005
AMC Mortgage Services, Inc.	COOK	CHICAGO	60619	09/09/2003	129675	07/02/2004	06/14/2005
AMC Mortgage Services, Inc.	COOK	CHICAGO	60619	12/02/2003	151607	08/24/2004	06/14/2005
AMC Mortgage Services, Inc.	COOK	CHICAGO	60636	06/11/2002	72963	08/31/2004	06/14/2005
AMC Mortgage Services, Inc.	LAKE	MUNDELEIN	60060	04/16/2004	399000	10/13/2004	06/15/2005

Statewide Foreclosures for the First Half of 2005

AMC Mortgage Services, Inc.	COOK	CHICAGO	60629	12/16/2003	259889	10/26/2004	06/15/2005
AMC Mortgage Services, Inc.	COOK	BERKELEY	60163	05/23/2002	155741	10/13/2004	06/16/2005
AMC Mortgage Services, Inc.	LEE	DIXON	61021	01/17/2003	89666	05/28/2004	06/17/2005
AMC Mortgage Services, Inc.	COOK	CHICAGO	60612	01/23/2004	289429	07/29/2004	06/17/2005
AMC Mortgage Services, Inc.	COOK	CHICAGO	60605	09/19/2002	148316	10/31/2003	06/20/2005
AMC Mortgage Services, Inc.	COOK	CHICAGO HEIGHTS	60411	04/30/1999	47731	08/22/2003	06/21/2005
AMC Mortgage Services, Inc.	COOK	FLOSSMOOR	60422	10/08/2003	142500	03/31/2004	06/22/2005
AMC Mortgage Services, Inc.	COOK	CHICAGO	60636	05/30/2003	74531	10/14/2004	06/23/2005
AMC Mortgage Services, Inc.	COOK	CHICAGO	60634	08/19/2003	297614	10/05/2004	06/24/2005
AMC Mortgage Services, Inc.	COOK	CHICAGO	60628	04/28/2003	91318	10/14/2004	06/24/2005
AMC Mortgage Services, Inc.	COOK	CHICAGO	60623	05/13/2004	228000	11/09/2004	06/24/2005
AMC Mortgage Services, Inc.	COOK	HARVEY	60426	01/30/2004	78707	08/31/2004	06/27/2005
AMC Mortgage Services, Inc.	DU PAGE	WARRENVILLE	60555	01/13/2003	161298	11/12/2003	06/30/2005
AMC Mortgage Services, Inc.	DE KALB	DEKALB	60115	04/16/2003	75237	07/13/2004	06/30/2005
AMC Mortgage Services, Inc.	COOK	CHICAGO	60624	12/03/2003	298420	10/13/2004	06/30/2005
AMC Mortgage Services, Inc.	MADISON	GRANITE CITY	62040	10/28/2003	44818	11/04/2004	06/30/2005
American Chartered Bank	McHenry	Algonquin	60102	09/03/2003	500000	04/11/2005	
American Chartered Bank	Cook	Glenview	60025	11/12/2002	129000	08/03/2004	
American Eagle Bank	Kane	Elgin	60123	10/07/2004	150000	03/09/2005	05/17/2005
American Home Mtg Servicing	Kane	North Aurora	60542	10/21/2002	275050	11/07/2003	01/12/2005
American Home Mtg Servicing	Cook	Park Forest	60466	06/08/2000	84850	02/13/2004	01/17/2005
American Home Mtg Servicing	Montgomery	Litchfield	62056	06/13/2003	60000	07/09/2004	03/02/2005
American Home Mtg Servicing	Montgomery	Litchfield	62056	09/12/2003	51500	08/05/2004	04/07/2005
American Home Mtg Servicing	Cook	Wheeling	60090	02/17/2004	213750	06/30/2004	04/15/2005
American Home Mtg Servicing	Jersey	Jerseyville	62052	08/14/2003	61000	07/12/2004	05/18/2005
American Home Mtg Servicing	Montgomery	Litchfield	62056	06/30/2003	58900	10/26/2004	06/27/2005
American Home Mtg Servicing	Kane	North Aurora	60542	06/28/2004	351000	01/06/2005	10/07/2005
American Home Mtg Servicing	Cook	Chicago	60639	07/12/2004	313200	01/07/2005	
American Home Mtg Servicing	Cook	Northbrook	60062	07/12/2004	360000	01/10/2005	
American Home Mtg Servicing	Cook	Palatine	60067	08/06/2003	256000	01/10/2005	
American Home Mtg Servicing	Cook	Chicago	60618	05/07/2004	648000	01/13/2005	
American Home Mtg Servicing	Cook	Chicago	60636	05/27/2004	264000	01/14/2005	08/16/2005
American Home Mtg Servicing	Greene	Roodhouse	62082	06/03/2003	59000	01/14/2005	
American Home Mtg Servicing	Cook	Riverdale	60827	04/19/2001	44150	01/19/2005	
American Home Mtg Servicing	Cook	Chicago	60641	08/27/2004	133000	01/24/2005	
American Home Mtg Servicing	Cook	Riverdale	60827	03/15/2001	44150	01/28/2005	
American Home Mtg Servicing	Cook	Chicago	60628	10/08/2003	84550	01/28/2005	
American Home Mtg Servicing	Winnebago	Rockford	61102	10/17/2001	33400	02/02/2005	
American Home Mtg Servicing	Cook	Wheeling	60090	04/14/2004	163930	02/03/2005	
American Home Mtg Servicing	Lake	Grayslake	60030	01/12/2004	285600	02/03/2005	
American Home Mtg Servicing	Cook	Chicago	60607	07/15/2003	188000	02/14/2005	
American Home Mtg Servicing	Will	Lockport	60441	04/29/2004	356000	02/15/2005	
American Home Mtg Servicing	Bond	Greenville	62246	06/03/2003	71500	02/16/2005	10/11/2005
American Home Mtg Servicing	Kane	Aurora	60504	08/13/2004	161500	02/16/2005	
American Home Mtg Servicing	Cook	Chicago	60615	08/25/2004	215000	02/17/2005	
American Home Mtg Servicing	Cook	Stickney	60638	08/30/2004	234000	02/18/2005	
American Home Mtg Servicing	Cook	Palatine	60067	02/26/2004	291000	02/22/2005	
American Home Mtg Servicing	Christian	Edenburg	62531	07/02/2003	98000	02/24/2005	
American Home Mtg Servicing	Winnebago	Rockford	61109	04/23/2001	54500	02/28/2005	
American Home Mtg Servicing	Cook	Palatine	60074	08/30/1999	126100	02/28/2005	
American Home Mtg Servicing	Kane	Aurora	60505	05/14/2004	108400	03/04/2005	
American Home Mtg Servicing	Cook	Chicago	60628	06/23/2004	114300	03/16/2005	
American Home Mtg Servicing	Cook	Chicago	60622	07/03/2003	232900	03/21/2005	
American Home Mtg Servicing	Will	Lockport	60441	11/24/2004	160500	03/23/2005	
American Home Mtg Servicing	Will	Romeoville	60446	07/17/2003	113976	03/24/2005	
American Home Mtg Servicing	Cook	Tinley Park	60477	06/24/1996	118850	03/24/2005	
American Home Mtg Servicing	Cook	Chicago	60618	04/20/2004	333700	03/24/2005	
American Home Mtg Servicing	Cook	Chicago	60634	09/27/2004	272650	03/24/2005	

Statewide Foreclosures for the First Half of 2005

American Home Mtg Servicing	Cook	Schiller Park	60176	07/30/2004	92150	03/25/2005	
American Home Mtg Servicing	Cook	Chicago	60621	07/14/2004	117000	03/25/2005	
American Home Mtg Servicing	Cook	Chicago	60621	07/22/2004	110500	03/28/2005	
American Home Mtg Servicing	Christian	Taylorville	62568	07/30/2003	67400	03/29/2005	
American Home Mtg Servicing	Stephenson	Lena	61048	04/30/1999	57350	04/13/2005	
American Home Mtg Servicing	Boone	Belvidere	61008	01/28/2000	76800	04/15/2005	
American Home Mtg Servicing	Cook	Glenview	60026	09/03/2004	2304800	04/15/2005	
American Home Mtg Servicing	Cook	Elgin	60120	06/14/2004	123500	04/21/2005	
American Home Mtg Servicing	Cook	Chicago	60612	09/20/2004	198900	05/05/2005	
American Home Mtg Servicing	Lake	Long Grove	60047	07/19/2004	848000	05/11/2005	
American Home Mtg Servicing	Cook	Chicago	60615	10/29/2003	265000	05/18/2005	
American Home Mtg Servicing	Cook	Park Ridge	60068	04/04/2003	279300	06/07/2005	
American Home Mtg Servicing	Cook	Chicago	60634	06/30/2004	247500	06/16/2005	
American Home Mtg Servicing	Cook	Chicago	60652	08/30/2004	189900	06/17/2005	
American Home Mtg Servicing	Will	New Lenox	60451	06/09/2004	175650	06/22/2005	
American Home Mtg Servicing	Marshall	Lacon	61540	06/30/2003	65800	06/24/2005	
American Home Mtg Servicing	Cook	Des Plaines	60016	08/15/2002	108000	06/28/2005	
American Home Mtg Servicing	Cook	Melrose Park	60160	10/24/2003	207100	06/30/2005	
Ameriquet Mortgage Company	KANKAKEE	KANKAKEE	60901	05/29/2002	71774	02/11/2004	01/20/2005
Ameriquet Mortgage Company	OGLE	MT MORRIS	61054	10/04/2000	69997	03/17/2004	01/20/2005
Ameriquet Mortgage Company	COOK	CHICAGO	60643	05/02/2003	116942	01/05/2004	01/21/2005
Ameriquet Mortgage Company	COOK	CHICAGO	60609	10/31/2002	90436	10/23/2003	01/14/2005
Ameriquet Mortgage Company	COOK	CHICAGO	60660	03/26/2003	126802	03/25/2004	01/14/2005
Ameriquet Mortgage Company	JEFFERSON	MOUNT VERNON	62864	08/13/2001	56586	04/05/2004	01/14/2005
Ameriquet Mortgage Company	COOK	CHICAGO	60617	03/14/2003	55809	05/07/2004	01/14/2005
Ameriquet Mortgage Company	COOK	CHICAGO	60613	01/31/2003	89330	02/17/2004	01/20/2005
Ameriquet Mortgage Company	COOK	BARTLETT	60103	10/30/2002	206058	11/17/2003	01/04/2005
Ameriquet Mortgage Company	COOK	CHICAGO HEIGHTS	60411	11/30/2002	62817	01/14/2004	01/04/2005
Ameriquet Mortgage Company	COOK	CHICAGO	60643	01/31/2001	98099	04/05/2004	01/04/2005
Ameriquet Mortgage Company	COOK	CHICAGO	60634	06/10/2003	296771	01/20/2004	01/21/2005
Ameriquet Mortgage Company	MARION	CENTRALIA	62801	07/30/2003	60932	04/01/2004	01/24/2005
Ameriquet Mortgage Company	LAKE	ZION	60099	07/31/2002	93224	07/24/2003	01/25/2005
Ameriquet Mortgage Company	KANE	AURORA	60506	07/31/2001	105394	12/11/2003	01/25/2005
Ameriquet Mortgage Company	DE KALB	SANDWICH	60548	02/24/2003	97498	01/20/2004	01/25/2005
Ameriquet Mortgage Company	COOK	CHICAGO	60621	11/22/2002	59951	03/19/2004	01/25/2005
Ameriquet Mortgage Company	WINNEBAGO	ROCKFORD	61111	05/07/1999	105972	02/09/2004	01/25/2005
Ameriquet Mortgage Company	SAINT CLAIR	BELLEVILLE	62221	07/09/2002	59564	03/03/2004	01/25/2005
Ameriquet Mortgage Company	COOK	CHICAGO	60651	11/30/2000	95933	04/12/2004	01/25/2005
Ameriquet Mortgage Company	COOK	CHICAGO	60611	08/19/2003	204921	03/30/2004	01/25/2005
Ameriquet Mortgage Company	COOK	CHICAGO	60628	09/30/1997	53944	02/09/2004	01/26/2005
Ameriquet Mortgage Company	SHELBY	SHELBYVILLE	62565	11/12/2002	55776	02/27/2004	01/26/2005
Ameriquet Mortgage Company	KANKAKEE	KANKAKEE	60901	07/31/2001	45007	04/02/2004	01/26/2005
Ameriquet Mortgage Company		HANOVER PARK	60133	02/26/2003	152628	04/16/2004	01/27/2005
Ameriquet Mortgage Company	COOK	BERWYN	60402	11/04/2003	212800	04/29/2004	01/27/2005
Ameriquet Mortgage Company	JOHNSON	VIENNA	62995	05/30/2003	59788	07/08/2004	01/27/2005
Ameriquet Mortgage Company	COOK	LANSING	60438	07/10/2002	83793	02/27/2004	01/28/2005
Ameriquet Mortgage Company	COOK	CHICAGO	60621	09/30/2002	63675	06/05/2003	01/31/2005
Ameriquet Mortgage Company	MARSHALL	WENONA	61377	12/19/2002	92551	11/10/2003	01/31/2005
Ameriquet Mortgage Company	COOK	CHICAGO	60628	10/27/2003	123369	05/01/2004	01/31/2005
Ameriquet Mortgage Company	SANGAMON	SPRINGFIELD	62702	12/27/2001	50464	03/15/2004	02/01/2005
Ameriquet Mortgage Company	COOK	CHICAGO	60615	03/28/2003	156822	04/26/2004	02/04/2005
Ameriquet Mortgage Company	COOK	CHICAGO	60621	05/31/2002	49547	05/27/2004	02/04/2005
Ameriquet Mortgage Company	COOK	STREAMWOOD	60107	05/31/2003	260551	03/08/2004	02/07/2005
Ameriquet Mortgage Company	LAKE	ZION	60099	02/28/2002	68410	03/30/2004	02/08/2005
Ameriquet Mortgage Company	COOK	CHICAGO	60628	10/24/2003	117447	08/11/2004	02/08/2005
Ameriquet Mortgage Company	COOK	DOLTON	60419	03/26/2001	62234	10/10/2003	02/09/2005
Ameriquet Mortgage Company	CLINTON	HOFFMAN	62250	12/20/2002	67191	01/27/2004	02/09/2005
Ameriquet Mortgage Company	MC HENRY	WONDER LAKE	60097	04/30/2002	126232	11/07/2003	02/10/2005

Statewide Foreclosures for the First Half of 2005

Ameriquest Mortgage Company	COOK	CHICAGO	60628	12/16/1998	53798	03/25/2002	02/14/2005
Ameriquest Mortgage Company	MADISON	ALTON	62002	11/29/1997	41084	02/23/2004	02/14/2005
Ameriquest Mortgage Company	LAKE	WAUKEGAN	60085	04/29/2002	73465	05/20/2004	02/16/2005
Ameriquest Mortgage Company	COOK	CHICAGO	60653	11/27/2002	221832	12/19/2003	02/21/2005
Ameriquest Mortgage Company	COOK	FLOSSMOOR	60422	08/28/2001	269754	04/28/2004	02/21/2005
Ameriquest Mortgage Company	COOK	CHICAGO	60619	08/26/1999	54677	05/21/2004	02/21/2005
Ameriquest Mortgage Company	COOK	CHICAGO	60628	11/29/2003	83887	06/01/2004	02/21/2005
Ameriquest Mortgage Company	COOK	CHICAGO HEIGHTS	60411	05/30/2003	71170	01/15/2004	02/23/2005
Ameriquest Mortgage Company	SALINE	HARRISBURG	62946	08/19/2003	107839	06/24/2004	02/23/2005
Ameriquest Mortgage Company	LAKE	GRAYSLAKE	60030	06/30/1999	271835	06/16/2003	02/25/2005
Ameriquest Mortgage Company	DU PAGE	WEST CHICAGO	60185	02/26/2003	160948	04/14/2004	02/25/2005
Ameriquest Mortgage Company	KANKAKEE	KANKAKEE	60901	08/16/2001	54508	06/28/2004	02/25/2005
Ameriquest Mortgage Company	LEE	DIXON	61021	02/28/2003	125046	05/14/2004	03/01/2005
Ameriquest Mortgage Company	COOK	CHICAGO	60620	08/31/2000	75357	06/11/2004	03/01/2005
Ameriquest Mortgage Company	LAKE	ZION	60099	06/30/2001	91697	06/02/2004	03/02/2005
Ameriquest Mortgage Company	COOK	CHICAGO	60610	08/27/2003	278164	06/10/2004	03/04/2005
Ameriquest Mortgage Company	CARROLL	MILLEDGEVILLE	61051	04/25/2002	52116	05/21/2004	03/07/2005
Ameriquest Mortgage Company	PEORIA	BARTONVILLE	61607	04/11/2002	63433	05/19/2003	03/09/2005
Ameriquest Mortgage Company	COOK	CHICAGO HEIGHTS	60411	07/12/2002	87477	01/23/2004	03/09/2005
Ameriquest Mortgage Company	STEPHENSON	FREEPORT	61032	02/28/2003	67286	03/30/2004	03/09/2005
Ameriquest Mortgage Company	KANKAKEE	KANKAKEE	60901	04/10/2002	79299	09/20/2004	03/09/2005
Ameriquest Mortgage Company	COOK	CHICAGO	60620	02/28/2002	160864	10/30/2002	03/10/2005
Ameriquest Mortgage Company	MC HENRY	CARY	60013	12/11/2002	187543	05/04/2004	03/10/2005
Ameriquest Mortgage Company	COOK	CHICAGO	60628	10/28/2002	98884	12/04/2003	03/14/2005
Ameriquest Mortgage Company	BOONE	POPLAR GROVE	61065	06/30/2003	265461	06/10/2004	03/14/2005
Ameriquest Mortgage Company	LAKE	LINDENHURST	60046	08/27/2002	173194	05/13/2004	03/16/2005
Ameriquest Mortgage Company	COOK	CHICAGO	60643	11/25/2002	102606	07/08/2004	03/16/2005
Ameriquest Mortgage Company	COOK	CHICAGO	60621	05/25/2001	68489	05/19/2003	03/17/2005
Ameriquest Mortgage Company	COOK	CHICAGO	60623	11/29/2002	71871	06/23/2004	03/17/2005
Ameriquest Mortgage Company	COOK	CHICAGO	60643	03/07/2003	96583	04/12/2004	03/17/2005
Ameriquest Mortgage Company	COOK	CHICAGO	60615	12/19/2002	94003	08/02/2004	03/17/2005
Ameriquest Mortgage Company	COOK	CHICAGO	60651	05/08/2002	123029	02/17/2004	03/18/2005
Ameriquest Mortgage Company	BOONE	BELVIDERE	61008	07/31/2003	136529	03/12/2004	03/18/2005
Ameriquest Mortgage Company	KENDALL	YORKVILLE	60560	09/30/2002	479573	11/20/2003	03/21/2005
Ameriquest Mortgage Company	MADISON	COLLINSVILLE	62234	11/29/2003	61716	09/30/2004	03/21/2005
Ameriquest Mortgage Company	KANE	AURORA	60505	04/28/2003	130177	04/28/2004	03/22/2005
Ameriquest Mortgage Company	LIVINGSTON	PONTIAC	61764	02/24/2003	82570	05/14/2004	03/22/2005
Ameriquest Mortgage Company	COOK	CHICAGO	60643	12/02/2002	260090	07/19/2004	03/24/2005
Ameriquest Mortgage Company	COOK	CHICAGO	60637	10/29/2003	179864	05/01/2004	03/24/2005
Ameriquest Mortgage Company	WILL	ROMEDEVILLE	60446	03/13/2003	116648	05/13/2004	03/24/2005
Ameriquest Mortgage Company	MADISON	WOOD RIVER	62095	11/07/2003	55223	06/10/2004	03/24/2005
Ameriquest Mortgage Company	WILL	LOCKPORT	60441	04/25/2002	129156	06/03/2004	03/24/2005
Ameriquest Mortgage Company	COOK	COUNTRY CLUB HILLS	60478	09/15/2003	265206	06/24/2004	03/24/2005
Ameriquest Mortgage Company	KANE	SOUTH ELGIN	60177	03/24/2003	191040	01/12/2004	03/28/2005
Ameriquest Mortgage Company	COOK	OLYMPIA FIELDS	60461	07/31/2003	302800	06/08/2004	03/28/2005
Ameriquest Mortgage Company	COOK	CHICAGO	60624	05/07/2003	175038	06/18/2004	03/28/2005
Ameriquest Mortgage Company	WILL	LOCKPORT	60441	12/23/2003	94204	08/09/2004	03/28/2005
Ameriquest Mortgage Company	COOK	CRESTWOOD	60445	01/28/2002	145913	08/11/2004	03/28/2005
Ameriquest Mortgage Company	COOK	STEGER	60475	01/31/2003	119956	10/15/2004	03/28/2005
Ameriquest Mortgage Company	KENDALL	MONTGOMERY	60538	03/31/2003	102058	07/02/2004	03/29/2005
Ameriquest Mortgage Company	COOK	CHICAGO	60634	12/17/2003	222043	08/04/2004	03/29/2005
Ameriquest Mortgage Company	COOK	CHICAGO	60619	08/14/2003	207262	09/09/2004	03/29/2005
Ameriquest Mortgage Company	JERSEY	BRIGHTON	62012	03/25/2003	91200	11/10/2003	03/30/2005
Ameriquest Mortgage Company	COOK	EVANSTON	60201	06/29/2002	231522	06/24/2004	03/31/2005
Ameriquest Mortgage Company	COOK	CHICAGO	60628	09/25/2003	98708	07/06/2004	03/31/2005
Austin Bank of Chicago	Lake	Zion	60099	04/03/2000	10167	06/29/2005	09/23/2005
Bank & Trust Company	Greene	Whitehall	62092	08/01/2003	22919	05/01/2005	
Bank of Bluffs	Morgan	Jacksonville	62650	12/31/2002	59128	04/14/2000	

Statewide Foreclosures for the First Half of 2005

Bank of Bluffs	Pike	Chambersburg	62323	02/15/2002	35000	04/26/2005	
Bank of Calhoun County	Madison	Wood River	62095	01/05/1998	87000	06/08/2005	
Bank of Calhoun County	Jersey	Jerseyville	62052	07/25/2000	33900	07/21/2004	06/13/2005
Bank of Calhoun County	Greene	White Hall	62092	02/03/2003	27330	09/22/2004	03/01/2005
Bank of Calhoun County	Jersey	Dow	62022	08/02/2002	37300	01/27/2005	
Bank of Calhoun County	Jersey	Fieldon	62031	09/24/2001	50000	01/27/2005	
Bank of Farmington	Knox	Yates City	61572	07/06/2001	83779	11/03/2004	07/29/2005
Bank of Pontiac	McLean	Cropsey	61731	04/30/2003	41000	09/01/2003	01/27/2005
Bank of Pontiac	Livingston	Pontiac	61764	06/24/1995	91966	04/01/2005	
Bank of Pontiac	Livingston	Pontiac	61764	12/23/2002	38949	06/01/2005	
Bank of Quincy	Adams	Quincy	62301	04/03/2003	57648	08/16/2004	04/19/2005
Bank of Quincy	Adams	Quincy	62301	08/04/2003	26455	08/16/2004	04/19/2005
Bank of Springfield	Sangamon	Springfield	62704	02/11/2002	30000	02/11/2005	
Bank of Springfield	Sangamon	Springfield	62702	03/08/1999	37000		06/28/2005
Bank of Springfield	Sangamon	Springfield	62703	06/07/2002	58200		06/08/2005
Bank of Waukegan	Lake	Grayslake	60030	04/03/1998	115834	12/09/2004	05/02/2005
Banterra Bank	Williamson	Marion	62959	07/25/2000	46400	06/03/2005	07/08/2005
Banterra Bank	Jefferson	Waltonville	62894	02/02/2004	54450	04/07/2005	05/06/2005
Banterra Bank	Massac	Metropolis	62960	03/04/1999	100000	08/17/2004	07/07/2005
Banterra Bank	Williamson	Marion	62959	07/30/2002	100800	05/23/2005	07/05/2005
Banterra Bank	White	Norris City	62869	02/18/1999	11511	11/05/2004	06/17/2005
Banterra Bank	Franklin	West Frankfort	62896	08/10/1995	30988	05/13/2005	05/27/2005
Banterra Bank	Hamilton	McLeansboro	62859	06/12/2003	31500	02/16/2005	04/11/2005
Banterra Bank	Gallatin	Ridgway	62979	06/23/2000	23600	10/20/2004	01/03/2005
Bayview Loan Servicing, LLC	COOK	CHICAGO	60636	10/23/1987	45300	02/14/2005	
Bayview Loan Servicing, LLC	COOK	CHICAGO	60617	05/11/2001	42000	01/10/2005	
Bayview Loan Servicing, LLC	COOK	DOLTON	60419	11/20/1978	37700	05/24/2005	
Bayview Loan Servicing, LLC	COOK	CALUMET PARK	60827	06/26/1998	72750	06/07/2005	
Bayview Loan Servicing, LLC	COOK	HARVEY	60426	10/22/2003	63200	01/06/2005	
Bayview Loan Servicing, LLC	DU PAGE	BENSENVILLE	60106	07/30/2004	248000	02/22/2005	
Bayview Loan Servicing, LLC	COOK	PAR FOREST	60466	05/28/2004	87550	06/27/2005	
Bayview Loan Servicing, LLC	COOK	CHICAGO	60609	06/04/2004	187460	06/27/2005	
Bayview Loan Servicing, LLC	MADISON	GRANITE CITY	62040	12/29/1998	30954	02/02/2005	
Bayview Loan Servicing, LLC	CLINTON	CARLYLE	62231	05/21/1996	23700	02/22/2005	
Bayview Loan Servicing, LLC	COOK	HILLSIDE	60162	03/28/2003	175500	02/14/2005	
Bayview Loan Servicing, LLC	WINNEBAGO	ROCKFORD	61101	07/25/2003	64881	05/24/2005	
Bayview Loan Servicing, LLC	WINNEBAGO	ROCKFORD	61109	03/30/2004	58000	05/24/2005	
Bayview Loan Servicing, LLC	KANE	AURORA	60505	06/24/2003	141000	01/11/2005	03/11/2005
Bayview Loan Servicing, LLC	COOK	CHICAGO	60651	12/30/1997	63000	01/06/2005	06/30/2005
Bayview Loan Servicing, LLC	COOK	LANSING	60438	09/13/1999	100000	02/14/2005	03/14/2005
Bayview Loan Servicing, LLC	WILL	LOCKPORT	60441	12/19/2000	168000	02/22/2005	06/28/2005
Bayview Loan Servicing, LLC	LAKE	WAUKEGAN	60085	03/13/2001	108000	06/30/2005	08/17/2005
Bayview Loan Servicing, LLC	MCHENRY	HARVARD	60033	02/14/2003	111746	06/29/2005	07/29/2005
Bayview Loan Servicing, LLC	WILLIAMSON	CARTERVILLE	62918	07/06/2001	68000	01/04/2005	02/25/2005
Bayview Loan Servicing, LLC	VERMILION	DANVILLE	61832	09/09/1996	67704	08/26/2003	06/09/2005
Bayview Loan Servicing, LLC	COOK	HOMEWOOD	60430	05/29/2003	127202	05/03/2004	05/04/2005
Bayview Loan Servicing, LLC	COOK	CHICAGO	60637	09/04/2003	247000	04/27/2004	01/25/2005
Bayview Loan Servicing, LLC	ROCK ISLAND	MOLINE	61265	04/30/2002	225000	09/06/2004	06/26/2005
Bayview Loan Servicing, LLC	BOND	DONNELLSON	62019	01/27/1997	56000	03/24/2004	01/06/2005
Beardstown Savings, s.b.	Cass	Beardstown	62618	09/11/2001	52000	01/26/2005	06/30/2005
Beardstown Savings, s.b.	Schuyler	Rushville	62681	09/12/2003	43000	08/19/2004	
Beardstown Savings, s.b.	Schuyler	Rushville	62681	05/10/2001	69500	06/23/2005	
Beardstown Savings, s.b.	Cass	Arenzville	62611	12/18/2002	120500	01/26/2005	
Beardstown Savings, s.b.	Cass	Beardstown	62618	12/21/2002	20000	01/26/2005	
Beardstown Savings, s.b.	Schuyler	Rushville	62681	03/29/2002	44000	03/07/2005	
Beardstown Savings, s.b.	Cass	Beardstown	62618	05/25/2001	41000	06/18/2004	05/01/2005
Beardstown Savings, s.b.	Cass	Beardstown	62618	05/25/2001	14889	06/18/2004	05/01/2005
Brown County State Bank	PIKE	GRIGGSVILLE	62340	06/28/2003	30000	02/04/2005	03/18/2005

Statewide Foreclosures for the First Half of 2005

Busey Bank	McLean	Normal	61761	05/27/1999	107964	11/15/2004	01/01/2099
Busey Bank	Vermilion	Danville	61832	06/26/2000	48800	07/20/2004	01/01/2099
Busey Bank	McLean	Stanford	61774	07/15/2002	69280	06/18/2004	01/01/2099
Busey Bank	McLean	Bloomington	61701	04/13/1999	68240	06/30/2004	01/01/2099
Busey Bank	McLean	Bloomington	61704	08/24/1999	83006	07/24/2004	01/01/2099
Busey Bank	McLean	Bloomington	61701	06/20/1997	124856	05/09/2005	
Busey Bank	McLean	Shirley	61772	07/13/2001	107451	02/17/2005	
Busey Bank	Peoria	Peoria Heights	61616	12/16/2002	28052	04/18/2005	
C P Burnett & Sons Bankers	SALINE	HARRISBURG	62946	01/05/1998	15000	07/01/2004	01/13/2005
Carrollton Bank	Madison	Wood River	62095	01/09/2004	84652		06/01/2005
Central Illinois Bank	Coles	Humboldt	61931	02/26/1999	67427	06/02/2005	
Central Illinois Bank	Peoria	Peoria	61603	04/30/1999	30914	04/18/2005	
Central Illinois Bank	Macon	Decatur	62521	04/29/1999	40157	10/22/2004	
Central Illinois Bank	Macon	Blue Mound	62513	08/31/1999	38517	12/21/2004	
Centrue Bank	Iroquois	Onarga	60955	11/05/2001	55400	08/16/2004	03/08/2005
Centrue Bank	Kankakee	Kankakee	60901	12/01/1995	26000	09/25/2003	04/20/2005
Centrue Bank	Kankakee	Kankakee	60901	03/06/1998	54800	06/22/2004	01/10/2005
Centrue Bank	Kankakee	Kankakee	60901	07/02/1997	30000	08/06/2004	03/02/2005
Chicago Community Bank	Cook	Chicago	60608	03/02/2001	132000	02/20/2003	02/10/2005
CIT Group/Sales Financing, Inc.	Saint Clair	LEBANON	62254	11/20/2002	65238	06/23/2005	
CIT Group/Sales Financing, Inc.	Saint Clair	LEBANON	62254	11/20/2002	62688	05/12/2005	
CIT Group/Sales Financing, Inc.	Cook	MARKHAM	60426	04/04/1997	52000	05/02/2005	
CIT Group/Sales Financing, Inc.	Monroe	WATERLOO	62298	06/04/2003	111838	04/28/2005	
CIT Group/Sales Financing, Inc.	Madison	WORDEN	62097	12/29/2000	83722	06/16/2005	
CIT Group/Sales Financing, Inc.	Saint Clair	OFALLON	62269	08/04/1998	70562	05/04/2004	01/31/2005
CIT Group/Sales Financing, Inc.	Cook	CHICAGO	60628	04/04/1997	107100	03/17/2005	06/09/2005
CIT Group/Sales Financing, Inc.	Cook	CHICAGO	60628	10/18/2000	90747	06/03/2004	02/24/2005
CIT Group/Sales Financing, Inc.	Madison	ALTON	62002	08/26/2003	44728	10/29/2004	06/13/2005
CIT Group/Sales Financing, Inc.	Whiteside	STERLING	61081		59200	07/30/2002	03/04/2005
CIT Group/Sales Financing, Inc.	Cook	COUNTRY CLUB HILL	60478	07/29/2003	117684	02/18/2005	04/11/2005
CIT Group/Sales Financing, Inc.	Cook	COUNTRY CLUB HILL	60478	09/10/2003	143820	03/21/2005	06/27/2005
CIT Group/Sales Financing, Inc.	Jefferson	BLUFORD	62814	03/04/2002	27885	03/03/2005	
CIT Group/Sales Financing, Inc.	Cook	CHICAGO	60609	05/29/2003	124353	06/10/2005	
CIT Group/Sales Financing, Inc.	Cook	CHICAGO	60636	07/24/2003	101593	01/14/2005	
CIT Group/Sales Financing, Inc.	Cook	CHICAGO	60637	05/12/2003	262738	06/30/2005	
CIT Group/Sales Financing, Inc.	Cook	CHICAGO	60620	01/29/1998	87923	03/21/2005	
CIT Group/Sales Financing, Inc.	Tazewell	GROVELAND	61535	07/25/2002	54093	05/19/2005	
CIT Group/Sales Financing, Inc.	Lake	HAMMOND	46320	10/30/1996	22300	04/28/2005	
CIT Group/Sales Financing, Inc.	Cook	HAZEL CREST	60429	01/21/1999	134580	02/10/2005	
CIT Group/Sales Financing, Inc.	Cook	CHICAGO	60628		58500	10/08/2003	02/25/2005
CIT Group/Sales Financing, Inc.	Cook	CHICAGO	60608	09/15/2003	149542	08/26/2004	05/26/2005
CIT Group/Sales Financing, Inc.	Rock Island	ROCK ISLAND	61201		41200	02/18/2005	06/27/2005
CIT Group/Sales Financing, Inc.	Madison	LIVINGSTON	62058		31600	09/28/2004	04/25/2005
CIT Group/Sales Financing, Inc.	Cook	MATTESON	60443	07/09/2003	68125	12/13/2004	04/19/2005
CIT Group/Sales Financing, Inc.	Macon	ELWIN	62532	12/24/2003	42809	01/20/2005	01/20/2005
CIT Group/Sales Financing, Inc.	Saint Clair	BELLEVILLE	62223	12/30/1996	32697	09/17/2004	03/17/2005
CIT Group/Sales Financing, Inc.	Lake	GRIFFITH	46319	11/29/1994	13161	01/08/2005	06/08/2005
CIT Group/Sales Financing, Inc.	Cook	ELMWOOD PARK	60707	10/07/2002	236360	03/31/2005	03/31/2005
CIT Group/Sales Financing, Inc.	Macon	DECATUR	62521		24500	06/29/2004	06/08/2005
CIT Group/Sales Financing, Inc.	Cook	CHICAGO	60617	03/27/2003	114856	09/14/2004	02/22/2005
CIT Group/Sales Financing, Inc.	Cook	CHICAGO	60617	03/31/2003	155800	08/03/2004	02/22/2005
CIT Group/Sales Financing, Inc.	Vermilion	RANKIN	60960		44200	01/30/2004	04/27/2005
CIT Group/Sales Financing, Inc.	McLean	BELLFLOWER	61724		61750	04/15/2004	01/21/2005
Citizen	McLean	Danvers	61732	05/13/1993	44650	06/13/2005	
Citizens State Bank	Stephenson	Freeport	61032	07/04/2003	8022	04/03/2005	
Citizens State Bank	Stephenson	Freeport	61032	11/21/2001	53130	04/03/2005	
Citizens State Bank	Stephenson	Lena	61048	09/12/2000	40938	05/16/2005	
Citizens State Bank	Stephenson	Lena	61048	09/16/2000	157957	05/16/2005	

Statewide Foreclosures for the First Half of 2005

Clover Leaf Bank	Madison	Edwardsville	62025	04/08/1999	55697	02/27/2004	05/21/2005
Clover Leaf Bank	Madison	Edwardsville	62025	04/08/1999	55697	02/27/2004	05/21/2005
CMF Mortgage Co.	Winnebago	Rockford	61109	06/27/1997	40500	04/05/2004	04/08/2005
Cole Taylor Bank	Cook	Evanston	60202	06/20/1997	206994	04/09/2005	
Cole Taylor Bank	Cook	Evanston	60202	12/03/1997	11477	04/09/2005	
Cole Taylor Bank	Cook	Chicago	60617	07/11/2001	14948	02/02/2005	
Cole Taylor Bank	Cook	Chicago	60610	06/17/2002	570000	04/28/2005	
Cole Taylor Bank	Cook	Chicago	60619	08/05/1993	44502	03/09/2005	
Cole Taylor Bank	Cook	Chicago	60621	08/13/2001	78884	03/24/2005	
Commerce Mortgage Corp.	Tazewell	East Peoria	61611	01/12/2001	82000	04/20/2005	
Commerce Mortgage Corp.	Tazewell	Pekin	61554	07/16/2002	82490	03/29/2005	
Commerce Mortgage Corp.	Tazewell	Morton	61550	05/06/1993	59200	09/20/2004	05/09/2005
Commerce Mortgage Corp.	LaSalle	Streator	61364	03/17/2000	44000	09/16/2004	05/04/2005
Commerce Mortgage Corp.	Tazewell	East Peoria	61611	02/20/1998	32300	08/20/2004	03/17/2005
Commerce Mortgage Corp.	Peoria	Peoria	61603	11/22/1999	80510	08/18/2004	02/01/2005
Community Bank	VERMILION	ROSSVILLE	60963	05/21/1997	48000	10/10/2004	06/15/2005
Community Bank	VERMILION	ROSSVILLE	60963	08/02/1993	42800	12/18/2004	05/04/2005
Community Bank	VERMILION	HOOPESTON	60942	05/18/1994	30225	06/16/2005	
Community Bank	VERMILION	HOOPESTON	60942	12/17/2001	42000	06/16/2005	
Community Bank of Galesburg	Knox	Knoxville	61448	04/15/1999	48000	04/11/2005	
Community Bank of Trenton	St. Clair	Lebanon	62289	07/15/1997	35000	08/16/2004	02/24/2005
Community Bank of Trenton	Clinton	Bechemeyer	62219	07/31/2002	45000	10/21/2004	06/29/2005
Community Bank of Trenton	St. Clair	Summerfield	62289	11/24/1999	59000	10/01/2004	06/22/2005
Community Bank of Trenton	St. Clair	Summerfield	62289	06/22/1999	73500	11/01/2004	06/22/2005
Community Bank-Wheaton/Glen Ellyn	cook	chicago	60609	05/10/2002	75417	05/13/2005	
Community State Bank	HENRY	GALVA	61434	06/14/2000	22381	06/11/2005	
Community State Bank of Rock Falls	Whiteside	Rock Falls	IL	06/13/1977	38625	10/19/2004	06/15/2005
Community State Bank of Rock Falls	Whiteside	Rock Falls	IL	05/27/1998	95060	06/13/2005	
Community State Bank of Rock Falls	Lee	Dixon	IL	05/01/1998	63700	03/18/2005	
Community State Bank of Rock Falls	Whiteside	Rock Falls	IL	04/14/1997	62800	03/01/2005	
Corn Belt Bank and Trust Company	PIKE	PITTSFIELD	62363	12/08/2003	59135		04/25/2005
Corn Belt Bank and Trust Company	PIKE	GRIGGSVILLE	62340	05/28/2003	14999	04/18/2005	
Corn Belt Bank and Trust Company	MORGAN	JACKSONVILLE	62650	03/19/2004	43700	01/25/2005	
Cosmopolitan Bank and Trust	Cook	Chicago	60614	01/31/2001	97931	11/17/2004	04/08/2005
Crown Mortgage Company	DuPage	Woodridge	60517	11/10/1986	112000	02/01/2005	
Crown Mortgage Company	McHenry	Lake In The Hills	60102	10/22/1997	144000	07/01/2005	
Crown Mortgage Company	Cook	Chicago	60617	04/30/1996	47100	04/14/2005	
Crown Mortgage Company	Cook	Evanston	60203	08/30/1993	155000	03/10/2005	
Crown Mortgage Company	DuPage	Downers Grove	60515	08/22/2000	76500	03/10/2005	
Delmar Financial Company	St. Clair	East St. Louis	62207	06/15/1993	22961	04/15/2004	01/06/2005
Delmar Financial Company	Madison	Wood River	62095	07/22/1992	45196	04/08/2004	01/06/2005
Delmar Financial Company	Morgan	Jacksonville	62650	11/16/2000	32750	06/22/2004	02/07/2005
Delmar Financial Company	Madison	Granite City	62040	01/24/1992	40297	04/07/2005	
Delmar Financial Company	Massac	Metropolis	62960	12/21/2000	46021	04/20/2005	
Delmar Financial Company	Madison	Alton	62002	08/16/1990	24660	04/15/2005	
Delmar Financial Company	Jersey	Jerseyville	62052	03/28/1990	36964	01/07/2005	
Dewey State Bank	MCLEAN	SAYBROOK	61770	03/06/1998	59863	03/22/2005	
Draper and Kramer Mortgage Corp.	DuPage	Lombard	60148	05/28/1993	13400	02/10/2005	09/14/2005
Draper and Kramer Mortgage Corp.	Kane	Montgomery	60538	03/26/2004	283900	02/14/2005	
Draper and Kramer Mortgage Corp.	Cook	Buffalo Grove	60089	02/01/1994	79100	04/29/2005	
Draper and Kramer Mortgage Corp.	Cook	Chicago	60626	05/01/1997	140000	05/04/2005	
Draper and Kramer Mortgage Corp.	Lake	Waukegan	60085	08/05/1998	92000	05/13/2005	08/18/2005
Draper and Kramer Mortgage Corp.	Cook	Chicago	60649	03/01/1988	76189	05/16/2005	
Draper and Kramer Mortgage Corp.	Cook	Chicago	60649	09/23/1997	64990	06/13/2005	
Du Quoin State Bank	Franklin	Benton	62812	06/02/1998	46576	08/02/2002	03/09/2005
Du Quoin State Bank	Perry	DuQuoin	62832	11/29/2000	44579	02/16/2005	03/24/2005
Du Quoin State Bank	Perry	DuQuoin	62832	09/02/1993	10584	04/04/2005	
Du Quoin State Bank	Williamson	Hurst	62949	11/07/2002	57045	06/13/2005	

Statewide Foreclosures for the First Half of 2005

Durand State Bank	Winnebago	Rockford	61104	09/04/1998	105299	12/16/2004	06/02/2005
EMC Mortgage Corporation	COOK	MAYWOOD	60153	08/25/1997	58200	05/25/2005	06/16/2005
EMC Mortgage Corporation	MERCER	VIOLA	61486	11/05/1997	27500	12/20/2003	04/01/2005
EMC Mortgage Corporation	WILL	JOLIET	60436	08/26/1998	72000	09/10/2002	03/16/2005
EMC Mortgage Corporation	MADISON	COLLINSVILLE	62234	09/16/1998	36550	01/19/2001	06/28/2005
EMC Mortgage Corporation	WINNEBAGO	ROSCOE	61073	04/16/1999	88000	10/22/2003	02/11/2005
EMC Mortgage Corporation	WILL	JOLIET	60436	08/24/1999	103500	04/22/2004	03/08/2005
EMC Mortgage Corporation	COOK	HILLSIDE	60162	01/11/2000	35100	05/26/2004	02/08/2005
EMC Mortgage Corporation	COOK	OAK FOREST	60452	08/03/2000	140000	08/31/2004	06/03/2005
EMC Mortgage Corporation	COOK	CICERO	60804	09/25/2000	123466	04/09/2002	05/26/2005
EMC Mortgage Corporation	COOK	SOUTH HOLLAND	60473	05/02/2001	101408	12/17/2001	03/31/2005
EMC Mortgage Corporation	WILL	NEW LENOX	60451	10/02/2001	205334	01/30/2003	02/25/2005
EMC Mortgage Corporation	DU PAGE	WOOD DALE	60191	04/10/2002	187000	05/25/2005	06/16/2005
EMC Mortgage Corporation	COOK	CHICAGO	60622	08/07/2002	476000	02/26/2004	04/06/2005
EMC Mortgage Corporation	COOK	STREAMWOOD	60107	10/25/2002	173000	09/26/2003	02/23/2005
EMC Mortgage Corporation	COOK	CHICAGO	60620	12/03/2002	55500	09/12/2003	05/09/2005
EMC Mortgage Corporation	COOK	CHICAGO	60609	08/14/2003	98000	06/25/2004	06/09/2005
EMC Mortgage Corporation	COOK	CHICAGO	60619	09/24/2003	304000	04/28/2004	06/13/2005
EMC Mortgage Corporation	COOK	CHICAGO	60621	11/13/2003	165750	07/28/2004	06/30/2005
EMC Mortgage Corporation	COOK	CHICAGO	60608	02/23/2004	108500	09/03/2004	05/31/2005
EMC Mortgage Corporation	MADISON	WOOD RIVER	62095	08/01/2004	72000	01/05/2005	
EMC Mortgage Corporation	COOK	CHICAGO	60620	07/07/2003	104288	01/07/2005	
EMC Mortgage Corporation	DOUGLAS	AURTHUR	61911	02/26/1998	41152	01/10/2005	
EMC Mortgage Corporation	MORGAN	JACKSONVILLE	62650	02/19/2004	57362	01/11/2005	
EMC Mortgage Corporation	COOK	LANSING	60438	12/22/2003	129199	01/12/2005	
EMC Mortgage Corporation	WILL	LOCKPORT	60441	08/11/1998	50919	01/13/2005	
EMC Mortgage Corporation	KANE	NORTH AUROR	60542	05/03/1999	45891	01/14/2005	
EMC Mortgage Corporation	WHITESIDE	MORRISON	61270	06/15/1998	66968	01/17/2005	
EMC Mortgage Corporation	COOK	CHICAGO	60636	01/27/2004	165878	01/18/2005	
EMC Mortgage Corporation	MCLEAN	NORMAL	61761	09/09/2003	96451	01/19/2005	
EMC Mortgage Corporation	MADISON	GODFREY	62035	05/01/2004	137984	01/20/2005	
EMC Mortgage Corporation	COOK	NORTHFIELD	60093	11/20/1997	47552	01/21/2005	
EMC Mortgage Corporation	COOK	CHICAGO	60629	08/20/2003	244723	01/24/2005	
EMC Mortgage Corporation	CHRISTIAN	TAYLORVILLE	62568	09/01/2004	73042	01/24/2005	
EMC Mortgage Corporation	COOK	CHICAGO HEIGHTS	60406	08/01/2004	56932	01/24/2005	
EMC Mortgage Corporation	COOK	CHICAGO	60609	03/01/2004	130174	01/24/2005	
EMC Mortgage Corporation	COOK	CHICAGO	60622	06/07/2004	404432	01/27/2005	
EMC Mortgage Corporation	COOK	CHICAGO	60624	05/28/2004	198303	01/27/2005	
EMC Mortgage Corporation	MACOUPIN	BUNKER HILL	62014	05/18/1998	22972	01/28/2005	
EMC Mortgage Corporation	KANE	HAMPSHIRE	60140	07/21/2004	112419	01/28/2005	
EMC Mortgage Corporation	MCHENRY	MCHENRY	60050	06/16/2004	158699	01/31/2005	
EMC Mortgage Corporation	WINNEBAGO	CHERRY VALLEY	61016	04/01/2003	96824	01/31/2005	
EMC Mortgage Corporation	MACON	DECATUR	62521	09/24/2003	156414	02/02/2005	
EMC Mortgage Corporation	IROQUOIS	BUCKLEY	60918	11/02/2001	66830	02/15/2005	
EMC Mortgage Corporation	COOK	CHICAGO	60426	12/20/2002	67098	02/17/2005	
EMC Mortgage Corporation	ROCK ISLAND	ROCK ISLAND	61201	03/12/1997	55023	02/17/2005	
EMC Mortgage Corporation	COOK	MT PROSPECT	60056	01/07/2004	237684	02/17/2005	
EMC Mortgage Corporation	COOK	CHICAGO	60636	08/23/1993	40880	02/17/2005	
EMC Mortgage Corporation	CHRISTIAN	TAYLORVILLE	62568	06/22/2004	73406	02/18/2005	
EMC Mortgage Corporation	TAZEWELL	WASHINGTON	61571	06/01/2004	76312	02/18/2005	
EMC Mortgage Corporation	SAINT CLAIR	EAST SAINT LOUIS	62205	07/01/2004	39910	02/18/2005	
EMC Mortgage Corporation	COOK	CHICAGO	60617	07/01/2003	91094	02/21/2005	
EMC Mortgage Corporation	TAZEWELL	MARQUETTE HEIGHTS	61554	10/01/2004	55000	02/21/2005	
EMC Mortgage Corporation	COOK	CHICAGO	60614	02/18/2004	201426	02/23/2005	
EMC Mortgage Corporation	COOK	CHICAGO	60610	04/28/2004	484787	02/23/2005	
EMC Mortgage Corporation	COOK	CICERO	60804	04/20/2004	114609	02/23/2005	
EMC Mortgage Corporation	KNOX	ABINGDON	61410	07/01/2003	71217	02/23/2005	
EMC Mortgage Corporation	PEORIA	PEORIA	61603	05/25/1995	44173	02/25/2005	

Statewide Foreclosures for the First Half of 2005

EMC Mortgage Corporation	COOK	MAYWOOD	60153	07/11/2003	138607	02/25/2005
EMC Mortgage Corporation	COOK	NORTHBROOK	60062	08/05/2004	374938	02/25/2005
EMC Mortgage Corporation	COOK	CHICAGO	60628	02/10/2004	124475	02/25/2005
EMC Mortgage Corporation	COOK	CHICAGO	60651	04/20/2004	189018	02/25/2005
EMC Mortgage Corporation	COOK	CHICAGO	60612	02/13/2004	233552	02/25/2005
EMC Mortgage Corporation	IROQUOIS	WATSEKA	60970	04/08/2003	49224	02/28/2005
EMC Mortgage Corporation	LAKE	GURNEE	60031	10/15/2003	163738	02/28/2005
EMC Mortgage Corporation	COOK	CICERO	60804	07/06/2004	178267	02/28/2005
EMC Mortgage Corporation	MCLEAN	BLOOMINGTON	61704	07/07/1999	130938	03/01/2005
EMC Mortgage Corporation	CHAMPAIGN	TOLONO	61880	08/11/2000	65852	03/01/2005
EMC Mortgage Corporation	COOK	CHICAGO	60629	07/16/2004	197013	03/01/2005
EMC Mortgage Corporation	FULTON	CUBA	61427	09/01/2004	35650	03/02/2005
EMC Mortgage Corporation	COOK	WEST CHICAGO	60185	03/12/2001	164607	03/02/2005
EMC Mortgage Corporation	COOK	S HOLLAND	60473	02/25/1998	117908	03/09/2005
EMC Mortgage Corporation	COOK	MARKHAM	60426	08/29/1997	55378	03/10/2005
EMC Mortgage Corporation	KANKAKEE	KANKAKEE	60901	11/12/1998	37340	03/10/2005
EMC Mortgage Corporation	COOK	WILMETTE	60091	09/10/2004	515671	03/11/2005
EMC Mortgage Corporation	COOK	CHICAGO	60620	03/23/2004	95595	03/11/2005
EMC Mortgage Corporation	COOK	POSEN	60469	08/12/1997	48853	03/14/2005
EMC Mortgage Corporation	COOK	FORD HTS	60411	03/30/1998	29712	03/14/2005
EMC Mortgage Corporation	KNOX	GALESBURG	61401	08/01/2002	25932	03/15/2005
EMC Mortgage Corporation	COOK	CHICAGO	60620	10/28/1999	81571	03/15/2005
EMC Mortgage Corporation	WILL	CRETE	60417	02/28/2002	311984	03/15/2005
EMC Mortgage Corporation	MCLEAN	LEXINGTON	61753	09/25/2003	87225	03/16/2005
EMC Mortgage Corporation	COOK	CHICAGO	60637	02/19/2004	232662	03/16/2005
EMC Mortgage Corporation	COOK	CHICAGO	60641	10/01/2004	324615	03/16/2005
EMC Mortgage Corporation	COOK	CHICAGO	60610	04/20/2004	120733	03/17/2005
EMC Mortgage Corporation	KANE	AURORA	60505	07/16/2004	184178	03/21/2005
EMC Mortgage Corporation	SAINT CLAIR	EAST ST. LOUIS	62203	03/03/1998	34753	03/23/2005
EMC Mortgage Corporation	MADISON	GRANITE CITY	62040	07/22/1998	38240	03/23/2005
EMC Mortgage Corporation	MONROE	WATERLOO	62298	10/01/2003	154899	03/23/2005
EMC Mortgage Corporation	SAINT CLAIR	CAHOKIA	62206	09/01/2004	51953	03/23/2005
EMC Mortgage Corporation	WINNEBAGO	ROCKFORD	61101	03/22/2003	65693	03/23/2005
EMC Mortgage Corporation	COOK	CHICAGO	60647	10/14/2004	385360	03/23/2005
EMC Mortgage Corporation	MADISON	COLLINSVILLE	62234	07/22/2003	112645	03/23/2005
EMC Mortgage Corporation	DU PAGE	LAKE IN THE HILLS	60156	04/01/2004	147273	03/23/2005
EMC Mortgage Corporation	COOK	CHICAGO	60624	09/29/2003	74359	03/29/2005
EMC Mortgage Corporation	DU PAGE	WOOD DALE	60191	09/17/2004	239847	03/29/2005
EMC Mortgage Corporation	FULTON	CANTON	61520	06/20/2003	45190	03/31/2005
EMC Mortgage Corporation	COOK	CHICAGO	60624	03/26/2004	174673	03/31/2005
EMC Mortgage Corporation	MCDONOUGH	COLCHESTER	62326	11/27/1998	25646	04/07/2005
EMC Mortgage Corporation	MONROE	WATERLOO	62298	10/24/2003	151156	04/11/2005
EMC Mortgage Corporation	SAINT CLAIR	FAIRVIEW HEIGHTS	62208	04/09/2002	313594	04/11/2005
EMC Mortgage Corporation	WILL	JOLIET	60432	04/19/2004	89237	04/13/2005
EMC Mortgage Corporation	KANKAKEE	KANKAKEE	60901	06/08/2004	52853	04/13/2005
EMC Mortgage Corporation	COOK	CHICAGO	60617	08/30/2004	259690	04/13/2005
EMC Mortgage Corporation	WILL	PLAINFIELD	60544	04/30/2003	121599	04/14/2005
EMC Mortgage Corporation	COOK	CHICAGO	60636	10/29/2004	166044	04/18/2005
EMC Mortgage Corporation	COOK	HOMEWOOD	60430	10/12/2004	179839	04/18/2005
EMC Mortgage Corporation	COOK	CHICAGO	60624	09/22/2004	188000	04/19/2005
EMC Mortgage Corporation	COOK	CHICAGO	60641	05/04/2004	411652	04/20/2005
EMC Mortgage Corporation	WILL	CRETE	60417	08/31/2004	199207	04/20/2005
EMC Mortgage Corporation	LAKE	WAUKEGAN	60085	06/21/2004	84272	04/20/2005
EMC Mortgage Corporation	COOK	CHICAGO	60637	04/30/2004	107475	04/20/2005
EMC Mortgage Corporation	MACON	DECATUR	62521	03/26/1999	9600	04/21/2005
EMC Mortgage Corporation	COOK	CHICAGO	60645	04/23/2004	152000	04/21/2005
EMC Mortgage Corporation	KANE	BATAVIA	60510	04/30/2004	502469	04/25/2005
EMC Mortgage Corporation	COOK	CHICAGO	60609	04/22/2004	134306	04/28/2005

Statewide Foreclosures for the First Half of 2005

EMC Mortgage Corporation	COOK	MATTESON	60443	04/28/1993	63463	05/05/2005
EMC Mortgage Corporation	COOK	CHICAGO	60628	09/10/2003	103423	05/05/2005
EMC Mortgage Corporation	WILL	MONEE	60449	12/16/2002	113905	05/05/2005
EMC Mortgage Corporation	COOK	CHICAGO	60653	05/21/2004	254916	05/05/2005
EMC Mortgage Corporation	COOK	DOLTON	60419	01/31/2003	90279	05/11/2005
EMC Mortgage Corporation	COOK	CHICAGO	60621	06/16/1995	40330	05/13/2005
EMC Mortgage Corporation	COOK	CHICAGO	60637	08/05/2004	242486	05/24/2005
EMC Mortgage Corporation	COOK	WESTCHESTER	60154	10/01/2004	143749	05/24/2005
EMC Mortgage Corporation	LAKE	INGLESIDE	60041	08/16/2004	153525	05/24/2005
EMC Mortgage Corporation	COOK	CHICAGO	60615	01/30/2002	0	05/25/2005
EMC Mortgage Corporation	COOK	CHICAGO	60619	06/17/2004	223926	05/26/2005
EMC Mortgage Corporation	COOK	CHICAGO	60624	12/31/2004	220000	05/26/2005
EMC Mortgage Corporation	WINNEBAGO	SOUTH BELOIT	61080	05/15/1998	31521	05/31/2005
EMC Mortgage Corporation	COOK	CHICAGO	60632	02/23/1989	48223	06/03/2005
EMC Mortgage Corporation	KANKAKEE	KANKAKEE	60901	06/29/2004	52321	06/03/2005
EMC Mortgage Corporation	COOK	CHICAGO	60624	01/14/2004	97891	06/06/2005
EMC Mortgage Corporation	MCHENRY	SPRING GROVE	60081	05/03/2004	127889	06/06/2005
EMC Mortgage Corporation	COOK	CHICAGO	60619	02/27/1999	81763	06/09/2005
EMC Mortgage Corporation	COOK	HARVEY	60473	11/01/1999	30283	06/09/2005
EMC Mortgage Corporation	COOK	DOLTON	60419	01/30/2004	127025	06/09/2005
EMC Mortgage Corporation	KANKAKEE	KANKAKEE	60901	05/19/2004	43721	06/14/2005
EMC Mortgage Corporation	KANKAKEE	KANKAKEE	60901	05/19/2004	40303	06/14/2005
EMC Mortgage Corporation	KANKAKEE	KANKAKEE	60901	09/13/2004	38916	06/14/2005
EMC Mortgage Corporation	WILL	PLAINFIELD	60544	09/24/2004	229732	06/14/2005
EMC Mortgage Corporation	COOK	CHICAGO	60644	08/19/2004	157094	06/14/2005
EMC Mortgage Corporation	COOK	CHICAGO	60612	08/13/2004	119658	06/14/2005
EMC Mortgage Corporation	COOK	CHICAGO	60607	03/16/2004	154835	06/14/2005
EMC Mortgage Corporation	COOK	HARVEY	60426	05/14/2004	49848	06/14/2005
EMC Mortgage Corporation	COOK	DES PLAINES	60016	05/17/2004	302351	06/14/2005
EMC Mortgage Corporation	DU PAGE	NAPERVILLE	60563	04/23/2004	183386	06/14/2005
EMC Mortgage Corporation	DU PAGE	HANOVER PARK	60133	05/10/2004	158625	06/14/2005
EMC Mortgage Corporation	COOK	MARKHAM	60426	07/14/2003	74134	06/14/2005
EMC Mortgage Corporation	JEFFERSON	MT VERNON	62864	08/21/2003	58895	06/14/2005
EMC Mortgage Corporation	MCHENRY	ALGONQUIN	60102	03/05/2004	238239	06/14/2005
EMC Mortgage Corporation	COOK	EVANSTON	60202	12/13/2004	245202	06/14/2005
EMC Mortgage Corporation	COOK	CHICAGO	60615	12/14/2004	279792	06/14/2005
EMC Mortgage Corporation	COOK	MAYWOOD	60153	01/04/2005	132000	06/14/2005
EMC Mortgage Corporation	COOK	SOUTH HOLLAND	60473	04/19/2004	198315	06/14/2005
EMC Mortgage Corporation	SAINT CLAIR	FAIRVIEW HEIGHTS	62208	04/21/2003	81993	06/14/2005
EMC Mortgage Corporation	COOK	CHICAGO	60620	04/30/1998	80845	06/17/2005
EMC Mortgage Corporation	ROCK ISLAND	EAST MOLINE	61244	12/28/2001	78510	06/17/2005
EMC Mortgage Corporation	COOK	CHICAGO	60610	06/22/2001	73063	06/17/2005
EMC Mortgage Corporation	KANE	ELGIN	60120	10/30/2001	161058	06/17/2005
EMC Mortgage Corporation	COOK	ORLAND HILLS	60477	08/01/1997	78948	06/17/2005
EMC Mortgage Corporation	VERMILLION	DANVILLE	61832	10/06/1997	6638	06/17/2005
EMC Mortgage Corporation	LOGAN	LINCOLN	62656	04/26/1996	11295	06/17/2005
EMC Mortgage Corporation	COOK	CHICAGO	60644	08/24/1996	36779	06/17/2005
EMC Mortgage Corporation	LAKE	WAUKEGAN	60087	06/08/2004	139509	06/17/2005
EMC Mortgage Corporation	COOK	CHICAGO	60632	10/11/2004	161068	06/20/2005
EMC Mortgage Corporation	COOK	CHICAGO	60651	10/11/2004	183988	06/20/2005
EMC Mortgage Corporation	COOK	MATTESON	60443	07/16/2004	103417	06/20/2005
EMC Mortgage Corporation	COOK	CHICAGO	60620	09/21/2004	90832	06/20/2005
EMC Mortgage Corporation	KANE	MONTGOMERY	60538	12/27/2004	150000	06/20/2005
EMC Mortgage Corporation	SAINT CLAIR	LEBANON	62254	07/30/1999	74994	06/23/2005
EMC Mortgage Corporation	GRUNDY	CHANNAHON	60410	11/02/2004	248000	06/23/2005
EMC Mortgage Corporation	COOK	COUNTRY CLUB HILLS	60478	09/13/2004	101700	06/23/2005
EMC Mortgage Corporation	COOK	CHICAGO	60620	07/10/2000	20277	06/28/2005
EMC Mortgage Corporation	COOK	BUFFALO GROVE	60089	01/14/2005	407550	06/28/2005

Statewide Foreclosures for the First Half of 2005

EMC Mortgage Corporation	LA SALLE	OTTAWA	61350	10/16/2003	147161	06/29/2005	
EMC Mortgage Corporation	COOK	LYONS	60534	04/05/2004	165155	06/30/2005	
EMC Mortgage Corporation	COOK	CHICAGO	60612	04/29/2004	377638	06/30/2005	
Emigrant Mortgage Company, Inc.	Will	Crest Hill	60435	09/16/2003	302992	06/25/2004	02/28/2005
Emigrant Mortgage Company, Inc.	Cook	Oak Forest	60452	06/05/2003	202192	01/24/2005	
Emigrant Mortgage Company, Inc.	Lake	Lake Forest	60045	09/23/2004	1155000	03/01/2005	
Emigrant Mortgage Company, Inc.	Dupage	Warrenville	60555	08/02/2004	150062	04/04/2005	
Emigrant Mortgage Company, Inc.	Cook	Bellwood	60104	09/28/2004	87888	04/25/2005	
Emigrant Mortgage Company, Inc.	Cook	Chicago	60651	06/09/2004	49871	04/26/2005	
Emigrant Mortgage Company, Inc.	Cook	Chicago	60619	04/23/2004	149332	06/02/2005	
Equity One, Inc.	COOK	CHICAGO	60636	11/14/2003	99449		
Equity One, Inc.	DEKALB	DEKALB	60115	12/30/2003	114562		
Equity One, Inc.	COOK	CHICAGO	60639	02/14/2001	0		
Equity One, Inc.	COOK	CHICAGO	60652	12/11/2003	0		
Equity One, Inc.	COOK	RICHION PAR	60471	09/12/2001	268583		
Equity One, Inc.	ROCK ISLAND	REYNOLDS	61279	01/12/2002	103958	09/01/2005	
Equity One, Inc.	COOK	CHICAGO	60636	12/19/2003	0	05/10/2005	
Equity One, Inc.	SANGAMON	SPRINGFIELD	62702	12/21/2001	46485	04/12/2005	
Equity One, Inc.	MCLEAN	BLOOMINGTON	61701	12/20/2002	46327	06/01/2005	
Equity One, Inc.	PEORIA	BELLEVILLE	62220	09/25/2003	0	06/03/2005	
Equity One, Inc.	COOK	CHICAGO	60651	12/22/2001	142658	05/03/2005	
Equity One, Inc.	MADISON	COLLINSVILL	62234	12/05/2001	0	02/17/2005	
Equity One, Inc.	KANE	AURORA	60506	09/19/2003	0		
Equity One, Inc.	COOK	HOFFMAN EST	60195	07/28/2003	164368		
Equity One, Inc.	COOK	HARVEY	60426	06/26/2002	112660	06/21/2005	
Equity One, Inc.	COOK	HARVEY	60426	06/26/2002	112660	06/21/2005	
Equity One, Inc.	WILL	ROMEVILLE	60446	08/15/2000	86950		
Equity One, Inc.	COOK	CALUMET CIT	60409	01/27/2003	133213		
Equity One, Inc.	COOK	CHICAGO	60641	12/10/2001	0		
Equity One, Inc.	LAKE	GURNEE	60031	02/27/2004	190332		
Equity One, Inc.	RANDOLPH	SPARTA	62286	10/25/2000	33673		
Equity One, Inc.	COOK	CHICAGO	60619	08/15/2003	0	02/04/2005	
Equity One, Inc.	MCHENRY	LAKE IN THE	60156	04/08/2004	266257		
Equity One, Inc.	STCLAIR	EAST SAINT	62203	06/14/2004	105675		
Equity One, Inc.	LAKE	GURNEE	60031	11/13/2003	0		
Equity One, Inc.	COOK	CHICAGO	60643	03/01/2004	129722		
Equity One, Inc.	COOK	BLUE ISLAND	60406	02/20/2001	140501		
Equity One, Inc.	COOK	HOFFMAN EST	60195	07/16/2003	157373		
Equity One, Inc.	COOK	HARVEY	60426	08/14/2000	14111		
Equity One, Inc.	COOK	CHICAGO	60641	01/30/2003	270410		
Equity One, Inc.	DUPAGE	GLENDALE HE	60139	09/30/2003	102201		
Equity One, Inc.	COOK	CHICAGO	60636	04/22/2002	0		
Equity One, Inc.	COOK	CHICAGO	60644	09/19/2003	153320		
Equity One, Inc.	COOK	HARVEY	60426	02/26/1999	0		
Equity One, Inc.	DUPAGE	GLENDALE	60139	07/01/2004	173118		
Equity One, Inc.	COOK	CHICAGO	60064	05/14/2003	139084		
Equity One, Inc.	KNOX	UNIVERSTIY	60466	10/06/2003	0		
Equity One, Inc.	COOK	CICERO	60804	01/06/2003	0		
Equity One, Inc.	COOK	CHICAGO	60624	10/31/2001	145090		
Equity One, Inc.	DEKALB	SYCAMORE	60178	10/22/2003	17427		
Equity One, Inc.	DEKALB	SYCAMORE	60178	10/22/2003	165546		
Equity One, Inc.	COOK	CHICAGO	60639	11/15/2003	258378		
Equity One, Inc.	COOK	CHICAGO	60651	05/18/2002	103753		
Equity One, Inc.	ROCK ISLAND	MILAN	61264	05/23/2002	76880		
Equity One, Inc.	COOK	BUFFALO GRO	60089	08/22/2003	249681		
Equity One, Inc.	COOK	CHICAGO	60629	10/24/2001	0	01/04/2005	
Equity One, Inc.	WILL	LOCKPORT	60441	12/10/2001	165417		
Equity One, Inc.	COOK	CHICAGO	60654	07/15/2003	10316		

Statewide Foreclosures for the First Half of 2005

Equity One, Inc.	PEORIA	CHILLICOTHE	61523	02/26/2003	137293		
Equity One, Inc.	COOK	CHICAGO	60637	08/12/2003	0	01/26/2005	
Equity One, Inc.	WINNEBAGO	ROCKFORD	61103	10/16/2000	11422		
Equity One, Inc.	COOK	CHICAGO	60617	02/27/2003	88568		
Equity One, Inc.	WILLIAMSON	HERRIN	62948	12/18/2003	158491		
Equity One, Inc.	COOK	CALUMET CIT	60409	08/05/2004	268555		
Equity One, Inc.	JACKSON	CARBONDALE	62901	03/22/2000	42891		
Equity One, Inc.	COOK	STNE PARK	60165	11/03/2001	126081	06/28/2005	
Equity One, Inc.	WINNEBAGO	ROSCOE	61073	02/10/2004	0		
Equity One, Inc.	KANKAKEE	BOURBONNAIS	60914	06/18/2004	139047		
Equity One, Inc.	DUPAGE	BENSENVILLE	60106	04/30/2003	0		
Equity One, Inc.	COOK	CHICAGO	60629	08/20/2003	171706		
Equity One, Inc.	COOK	PARK FOREST	60466	01/22/2004	87561		
Equity One, Inc.	MADISON	BETHALTO	62010	06/17/2004	102306		
Equity One, Inc.	COOK	STREAMWOOD	60107	09/27/2002	14633		
Equity One, Inc.	KENDALL	OSWEGO	60543	08/15/2003	0	02/28/2005	
Equity One, Inc.	COOK	MAYWOOD	60153	09/10/2003	0	02/16/2005	
Equity One, Inc.	KANE	AURORA	60506	05/27/2003	143074		
Equity One, Inc.	COOK	CHICAGO	60623	09/21/2000	136302		
Equity One, Inc.	COOK	CHICAGO	60637	12/16/2003	224416	05/02/2005	
Equity One, Inc.	COOK	CHICAGO	60624	10/31/2003	149468	04/13/2005	
Equity One, Inc.	COOK	FORD HEIGHT	60411	10/19/1999	28268	06/06/2005	
Equity One, Inc.	MOLUTRIE	LOVINGTON	61937	08/20/2003	77648	05/18/2005	
Equity One, Inc.	COOK	STICKNEY	60402	12/26/2002	138654		
Equity One, Inc.	COOK	SAUK VILLAG	60414	05/12/2003	98918	09/07/2005	
Equity One, Inc.	COOK	HANOVER PAR	60103	11/17/2003	0	09/08/2005	
Equity One, Inc.	COOK	CHICAGO	60621	09/26/2003	102670	08/05/2005	
Equity One, Inc.	COOK	CHICAGO	60622	11/14/2003	0		
Equity One, Inc.	COOK	CHICAGO	60649	01/16/2004	275729		
Equity One, Inc.	WILL	ROMEDEVILLE	60446	11/27/2002	129290		
Equity One, Inc.	TAZEWELL	EAST PEORIA	61611	06/24/2003	85363		
Equity One, Inc.	COOK	MIDLOTHIAN	60445	06/08/2001	0	04/25/2005	
Equity One, Inc.	COOK	CHICAGO	60637	03/25/2004	198640		
Equity One, Inc.	COOK	CHICAGO	60623	05/28/2003	179677	10/04/2005	
Equity One, Inc.	COOK	CHICAGO	60609	08/02/2004	0		
Equity One, Inc.	WILL	LOCKPORT	60441	06/24/2004	130157		
Equity One, Inc.	COOK	CHICAGO	60629	01/11/2000	30298		
Family Bank and Trust Co.	DuPAGE	DARIEN	60561	10/03/2002	180000	02/09/2005	
Farmer City State Bank	McLean	Saybrook	61770	03/22/2003	10714	03/03/2004	03/22/2005
Farmer City State Bank	DeWitt	Farmer City	61842	11/28/2000	12872	12/13/2004	05/31/2005
Farmer City State Bank	DeWitt	Farmer City	61842	11/29/1999	67320	02/23/2005	
Farmers State Bank	Pike	Pittsfield	62363	01/14/2002	84914	04/16/2004	05/27/2005
Farmers State Bank	Pike	Pittsfield	62363	06/20/2002	80000	04/30/2004	02/24/2005
Farmers State Bank of Alto Pass, Illinois	Saline	Eldorado	62930	07/14/1997	22300	09/22/2004	06/29/2005
Farmers State Bank of Fulton County	Fulton	St. David	61563	09/28/2004	39516	04/01/2005	
Farmers State Bank of Fulton County	Fulton	Ipava	61441	12/11/1998	29746	04/01/2005	
Farmers State Bank of Hoffman	Clinton	Centralia	62801	03/29/2003	7490	11/08/2004	02/15/2005
Farmers State Bank of Hoffman	Clinton	Centralia	62801	11/14/2003	2912	11/08/2004	02/15/2005
Farmers State Bank of Hoffman	Marion	Centralia	62801	07/27/2001	40254	11/05/2004	04/26/2005
Farmers State Bank of Hoffman	Clinton	Hoffman	62250	05/17/1997	48985	09/15/2004	03/04/2005
Farmers State Bank of Hoffman	Marion	Centralia	62801	06/17/2003	15930	09/21/2004	01/10/2005
Farmers State Bank of Hoffman	Marion	Centralia	62801	11/20/2001	116372	09/03/2004	06/15/2005
Farmers State Bank of Western Illinois	MERCER	KEITHSBURG	61442	01/27/2000	16350	12/30/2004	05/28/2005
Farmers State Bank of Western Illinois	MCDONOUGH	COLCHESTER	62336	05/21/2001	42000	12/30/2004	04/08/2005
Farmers State Bank of Western Illinois	MERCER	KEITHSBURG	61442	03/17/2001	19200	11/17/2003	03/03/2005
Farmers State Bank of Western Illinois	MERCER	MATHERVILLE	61263	06/05/2000	52000	02/16/2005	05/27/2005
Farmers State Bank of Western Illinois	MERCER	ALEDO	61231	04/27/1999	24500	05/23/2005	
Fieldstone Mortgage Company	Cook	Richton	60471	02/02/1999	67900	05/05/2005	08/12/2005

Statewide Foreclosures for the First Half of 2005

Fifth Third Mortgage Company	ROCK ISLAND	MOLINE	61265	05/21/1999	57950		01/04/2005
Fifth Third Mortgage Company	Winnebago	ROCKFORD	61108	06/12/1998	68500		01/07/2005
Fifth Third Mortgage Company	Saline	HARRISBURG	62946	01/10/1997	60069		01/14/2005
Fifth Third Mortgage Company	Cook	CHICAGO	60620	11/22/2000	64000		01/19/2005
Fifth Third Mortgage Company	WABASH	ALLENDALE	62410	02/20/2002	69300		02/23/2005
Fifth Third Mortgage Company	Whiteside	STERLING	61081	10/02/2000	48000		03/03/2005
Fifth Third Mortgage Company	Lake	ROUND LAKE BEACH	60073	08/29/2003	110000		03/04/2005
Fifth Third Mortgage Company	Madison	GRANTE CITY	62040	07/30/1999	45900		03/07/2005
Fifth Third Mortgage Company	Cook	PARK FOREST	60466	01/31/2001	157310		03/09/2005
Fifth Third Mortgage Company	De Kalb	SOMONAUK	60552	02/27/2001	90335		03/10/2005
Fifth Third Mortgage Company	Stephenson	FREEPORT	61032	06/19/1998	79125		03/11/2005
Fifth Third Mortgage Company	SANGAMON	ILLIOPOLIS	62539	09/02/1999	54600		03/15/2005
Fifth Third Mortgage Company	Stephenson	FREEPORT	61032	05/26/1998	39000		03/25/2005
Fifth Third Mortgage Company	Cook	DOLTON	60419	06/16/1999	89300		04/04/2005
Fifth Third Mortgage Company	White	NORRIS CITY	62869	03/03/1997	70000		04/07/2005
Fifth Third Mortgage Company	Edwards	ALBION	62806	04/28/1997	23000		04/27/2005
Fifth Third Mortgage Company	Cook	MATTESON	60443	12/30/1999	153937		04/29/2005
Fifth Third Mortgage Company	Jefferson	MOUNT VERNON	62864	03/18/1998	53200		05/03/2005
Fifth Third Mortgage Company	Wabash	MT CARMEL	62863	11/20/2002	108000		05/04/2005
Fifth Third Mortgage Company	Effingham	EFFINGHAM	62401	06/10/2002	63000		05/11/2005
Fifth Third Mortgage Company	Mchenry	MC HENRY	60050	03/12/2001	81600		05/13/2005
Fifth Third Mortgage Company	Jefferson	MOUNT VERNON	62864	12/23/1999	23000		05/18/2005
Fifth Third Mortgage Company	SAINT CLAIR	BELLEVILLE	62226	08/01/2003	130000		05/18/2005
Fifth Third Mortgage Company	Jefferson	WOODLAWN	62898	06/13/1997	52800		06/02/2005
Fifth Third Mortgage Company	LA SALLE	EARLVILLE	60518	11/06/1997	76000		06/08/2005
Fifth Third Mortgage Company	KANE	OSWEGO	60543	06/30/1999	191900		06/13/2005
Fifth Third Mortgage Company	Effingham	EFFINGHAM	62401	08/12/1987	68000		06/17/2005
Fifth Third Mortgage Company	KNOX	VICTORIA	61485	10/08/1996	18600		06/21/2005
Fifth Third Mortgage Company	Mchenry	LAKE IN THE HILLS	60156	08/07/2002	183750		06/24/2005
Fifth Third Mortgage Company	Fayette	VANDALIA	62471	01/28/1999	64350		06/30/2005
Fifth Third Mortgage Company	Cook	ELGIN	60120	04/30/1999	121882	01/03/2005	
Fifth Third Mortgage Company	Jackson	MURPHYSBORO	62966	07/20/1989	32500	01/11/2005	
Fifth Third Mortgage Company	Cook	TINLEY PARK	60477	10/18/1995	220000	01/14/2005	
Fifth Third Mortgage Company	Cook	FOREST PARK	60130	02/17/1999	86708	01/21/2005	
Fifth Third Mortgage Company	Cook	MAYWOOD	60153	04/06/2000	114059	01/21/2005	
Fifth Third Mortgage Company	Cook	NORTH RIVERSIDE	60546	01/31/2001	135990	01/21/2005	
Fifth Third Mortgage Company	De Kalb	HINCKLEY	60520	04/25/2001	97947	01/21/2005	
Fifth Third Mortgage Company	Mchenry	MARENGO	60152	02/22/2002	153265	01/21/2005	
Fifth Third Mortgage Company	ROCK ISLAND	ROCK ISLAND	61201	04/07/1998	55200	01/24/2005	
Fifth Third Mortgage Company	Stephenson	FREEPORT	61032	11/25/1998	81460	01/24/2005	
Fifth Third Mortgage Company	Cook	CHICAGO	60647	04/18/2002	110000	01/25/2005	
Fifth Third Mortgage Company	Kane	AURORA	60506	07/09/1999	64500	01/25/2005	
Fifth Third Mortgage Company	Saint Clair	BARRINGTON	62220	02/23/1998	183750	01/25/2005	
Fifth Third Mortgage Company	Stephenson	FREEPORT	61032	01/27/1993	32052	01/25/2005	
Fifth Third Mortgage Company	Will	MOKENA	60448	04/23/1993	63750	01/25/2005	
Fifth Third Mortgage Company	KNOX	GALESBURG	61401	08/16/1993	32800	01/25/2005	
Fifth Third Mortgage Company	Cook	OAK PARK	60304	02/19/2002	92000	01/27/2005	
Fifth Third Mortgage Company	Cook	CHICAGO	60649	01/26/1989	56250	01/27/2005	
Fifth Third Mortgage Company	Mchenry	MCCULLOM LAKE	60050	11/08/2002	112100	01/27/2005	
Fifth Third Mortgage Company	Wabash	MT CARMEL	62863	12/08/1994	34000	01/27/2005	
Fifth Third Mortgage Company	CHRISTIAN	STONINGTON	62567	11/04/1997	31500	01/27/2005	
Fifth Third Mortgage Company	Kane	ST CHARLES	60174	09/18/1997	65500	01/28/2005	
Fifth Third Mortgage Company	Kane	MONTGOMERY	60538	10/24/1997	40000	01/28/2005	
Fifth Third Mortgage Company	Will	NEW LENOX	60451	12/01/2002	212300	01/28/2005	
Fifth Third Mortgage Company	PEORIA	PEORIA	61604	08/21/1997	75650	01/28/2005	
Fifth Third Mortgage Company	PEORIA	PEORIA	61604	08/21/1997	75650	01/28/2005	
Fifth Third Mortgage Company	DEWITT	CLINTON	61727	06/15/1998	76000	01/28/2005	
Fifth Third Mortgage Company	Cook	WORTH	60482	01/23/1997	50280	02/02/2005	

Statewide Foreclosures for the First Half of 2005

Fifth Third Mortgage Company	Fayette	VANDALIA	62471	07/01/2000	38000	02/02/2005
Fifth Third Mortgage Company	Cook	BARTLETT	60103	02/28/2003	171200	02/03/2005
Fifth Third Mortgage Company	Saint Clair	CAHOKIA	62206	05/23/2001	52526	02/03/2005
Fifth Third Mortgage Company	McLean	BLOOMINGTON	61704	12/03/1997	92520	02/10/2005
Fifth Third Mortgage Company	Cook	HAZEL CREST	60429	07/23/1993	133000	02/14/2005
Fifth Third Mortgage Company	Madison	ALTON	62002	05/17/1994	47350	02/14/2005
Fifth Third Mortgage Company	OGLE	MT MORRIS	61054	10/25/1996	67200	02/14/2005
Fifth Third Mortgage Company	Cook	CHICAGO	60628	05/26/1999	66462	02/15/2005
Fifth Third Mortgage Company	Kane	ELGIN	60123	07/29/1999	83600	02/24/2005
Fifth Third Mortgage Company	Cook	HILLSIDE	60162	07/01/2003	190000	02/25/2005
Fifth Third Mortgage Company	Cook	RIGHTON PARK	60471	11/19/1998	143303	02/25/2005
Fifth Third Mortgage Company	Cook	STEGER	60475	12/23/2003	110000	02/25/2005
Fifth Third Mortgage Company	Cook	CHICAGO	60628	05/22/2000	60000	02/25/2005
Fifth Third Mortgage Company	Kane	AURORA	60505	11/25/1992	60200	02/25/2005
Fifth Third Mortgage Company	Kane	MONTGOMERY	60538	09/15/2000	121779	02/25/2005
Fifth Third Mortgage Company	KANE	OSWEGO	60543	11/21/1997	122500	02/25/2005
Fifth Third Mortgage Company	Marion	CENTRALIA	62801	04/10/2000	47409	02/25/2005
Fifth Third Mortgage Company	Will	JOLIET	60433	11/13/2001	109900	02/25/2005
Fifth Third Mortgage Company	Will	LOCKPORT	60441	09/29/1994	89000	02/25/2005
Fifth Third Mortgage Company	Will	MANHATTAN	60442	07/16/1997	141200	02/25/2005
Fifth Third Mortgage Company	LA SALLE	LASALLE	61301	11/13/1998	43500	02/25/2005
Fifth Third Mortgage Company	Vermilion	DANVILLE	61832	11/10/1992	40500	02/28/2005
Fifth Third Mortgage Company	LA SALLE	SENECA	61360	09/26/1988	35000	02/28/2005
Fifth Third Mortgage Company	FULTON	PEKIN	61544	02/19/1997	27150	02/28/2005
Fifth Third Mortgage Company	Kane	ELGIN	60123	08/05/1999	99000	03/18/2005
Fifth Third Mortgage Company	Franklin	BENTON	62812	10/26/1998	22700	03/22/2005
Fifth Third Mortgage Company	Lake	MUNDELEIN	60060	04/02/2001	115901	03/22/2005
Fifth Third Mortgage Company	Cook	BRIDGEVIEW	60455	12/31/2001	132000	03/23/2005
Fifth Third Mortgage Company	Cook	EVERGREEN PARK	60805	10/01/1993	33000	03/23/2005
Fifth Third Mortgage Company	JOHNSON	OZARK	62972	06/15/2001	72000	03/23/2005
Fifth Third Mortgage Company	Whiteside	STERLING	61081	11/05/1993	26000	04/05/2005
Fifth Third Mortgage Company	Perry	DU QUOIN	62832	05/20/1993	31500	04/14/2005
Fifth Third Mortgage Company	Du Page	NAPERVILLE	60514	07/01/1999	228000	04/21/2005
Fifth Third Mortgage Company	Kane	AURORA	60506	11/24/1993	64800	04/21/2005
Fifth Third Mortgage Company	Cook	OAK FOREST	60452	11/25/1995	124000	04/22/2005
Fifth Third Mortgage Company	Cook	UNIVERSITY PARK	60466	01/21/1993	49000	04/22/2005
Fifth Third Mortgage Company	Cook	BROOKFIELD	60513	03/30/2001	157375	04/22/2005
Fifth Third Mortgage Company	Wabash	MOUNT CARMEL	62863	09/23/1999	80000	04/22/2005
Fifth Third Mortgage Company	SAINT CLAIR	TUSCOLA	61953	05/21/2003	71500	04/22/2005
Fifth Third Mortgage Company	Perry	DUQUOIN	62832	03/28/2000	22000	04/23/2005
Fifth Third Mortgage Company	Whiteside	STERLING	61081	10/01/1992	25000	04/28/2005
Fifth Third Mortgage Company	Whiteside	STERLING	61081	10/01/1992	25000	04/28/2005
Fifth Third Mortgage Company	Whiteside	STERLING	61081	05/08/1991	60000	04/28/2005
Fifth Third Mortgage Company	Whiteside	STERLING	61081	05/08/1991	60000	04/28/2005
Fifth Third Mortgage Company	Cook	DES PLAINES	60016	03/28/2001	212000	05/03/2005
Fifth Third Mortgage Company	Cook	BERWYN	60402	06/22/1985	35000	05/05/2005
Fifth Third Mortgage Company	Will	LOCKPORT	60441	06/29/1999	145400	05/05/2005
Fifth Third Mortgage Company	Cook	CHICAGO	60636	07/16/2004	170000	05/09/2005
Fifth Third Mortgage Company	Cook	CALUMET CITY	60409	08/11/1999	99750	05/18/2005
Fifth Third Mortgage Company	Du Page	CAROL STREAM	60188	09/02/1994	157600	05/18/2005
Fifth Third Mortgage Company	SAINT CLAIR	COLLINSVILLE	62234	10/13/1998	75200	05/18/2005
Fifth Third Mortgage Company	JASPER	WILLOW HILL	62480	05/15/2001	57000	05/18/2005
Fifth Third Mortgage Company	Cook	BERKELEY	60163	09/14/2000	153221	05/19/2005
Fifth Third Mortgage Company	Cook	CALUMET CITY	60409	01/31/2001	184462	05/19/2005
Fifth Third Mortgage Company	Cook	CHICAGO	60652	08/22/2000	148134	05/19/2005
Fifth Third Mortgage Company	Will	JOLIET	60435	12/28/1998	121000	05/19/2005
Fifth Third Mortgage Company	Williamson	MARION	62959	05/06/1992	32300	05/24/2005
Fifth Third Mortgage Company	Du Page	LOMBARD	60148	12/29/1999	150931	05/26/2005

Statewide Foreclosures for the First Half of 2005

Fifth Third Mortgage Company	La Salle	MARSEILLES	61341	01/11/1999	53000	05/27/2005	
Fifth Third Mortgage Company	Lake	LAKE VILLA	60046	06/26/2003	157500	05/27/2005	
Fifth Third Mortgage Company	Johnson	CREAL SPRINGS	62922	03/30/1999	57600	06/06/2005	
Fifth Third Mortgage Company	Will	NAPERVILLE	60564	06/28/1996	105400	06/15/2005	
Fifth Third Mortgage Company	Cook	STREAMWOOD	60107	01/08/1999	126176	06/24/2005	
Fifth Third Mortgage Company	Will	HOMER GLEN	60441	04/28/2003	106000	06/24/2005	
Fifth Third Mortgage Company	LOGAN	LATHAM	62543	06/10/1996	18050	06/28/2005	
Fifth Third Mortgage Company	Vermilion	DANVILLE	61834	03/17/1999	40000	06/29/2005	
Fifth Third Mortgage Company	Kendall	YORKVILLE	60560	12/16/1998	115800	06/30/2005	
First Bank & Trust, S.B.	Edgar	Paris	61944	07/27/2002	50000	08/13/2004	05/23/2005
First Bank & Trust, S.B.	Edgar	Paris	61944	06/04/1999	13600	12/09/2004	05/06/2005
First Bank & Trust, S.B.	Edgar	Paris	61944	05/26/1999	28500	04/11/2005	
First Bank & Trust, S.B.	Clark	Marshall	62441	01/11/1999	55600	04/20/2005	
First Bank & Trust, S.B.	Clark	Marshall	62441	01/11/2009	6950	04/20/2005	
First Collinsville Bank	MADISON	MARYVILLE	62062	06/06/2003	154208	12/21/2005	05/06/2005
First Collinsville Bank	MADISON	GLEN CARBON	62034	06/09/2003	171882	12/07/2004	06/06/2005
First Community Bank	Kane	St. Charles	60175	07/30/2000	85491	08/18/2005	09/02/2005
First County Bank	Clinton	New baden	62265	08/24/1998	130165	12/15/2004	08/10/2005
First Midwest Bank	Will	Frankfort	60423	04/19/2000	6915	01/31/2005	
First Midwest Bank	Knox	Galesburg	61401	03/17/2000	18494	01/16/2005	
First Midwest Bank	Lake	Lake Zurich	60047	03/09/1997	49691	01/15/2005	
First Midwest Bank	Lake	Waukegan	60085	06/07/2001	37890	01/27/2005	
First Midwest Bank	Lake	Buffalo Grove	60089	08/19/2002	14850	01/27/2005	
First Midwest Bank	Lake	Antioch	60002	01/23/1999	6344	02/17/2005	
First Midwest Bank	Lake	Waukegan	60085	08/11/1999	1463	02/07/2005	
First Midwest Bank	Cook	Chicago	60615	03/27/1997	26893	05/31/2005	
First Midwest Bank	Lake	Waukegan	60085	08/30/2000	97261	05/17/2005	
First Midwest Bank	Lake	Mundelein	60060	11/22/2000	22110	05/04/2005	
First Midwest Bank	Lake	Wonderlake	60097	10/09/2000	7647	02/22/2005	
First Midwest Bank	Will	Channahon	60410	10/10/1999	6277	04/29/2005	
First Midwest Bank	Lake	Mundelein	60060	10/15/1998	69048	02/22/2005	
First Midwest Bank	Will	Joliet	60432	11/21/1997	54014	06/30/2005	
First Midwest Bank	Lake	North Chicago	60423	05/25/2001	65843	04/22/2005	
First Midwest Bank	Will	Frankfort	60423	08/25/2004	13427	03/30/2005	
First Midwest Bank	Cook	Palatine	60074	11/01/2003	40000	01/10/2005	
First Midwest Bank	Lake	Zion	60099	08/13/1999	99667	01/05/2005	
First Midwest Bank	Will	Plainfield	60544	10/03/2002	29709	04/22/2005	
First Midwest Bank	Will	Joliet	60432	08/10/2001	28466	02/18/2005	
First Midwest Bank	Knox	Galesburg	61401	06/06/2003	20680	08/17/2004	03/01/2005
First Midwest Bank	Tazwell	Pekin	61544	11/01/2003	60859	06/04/2004	04/12/2005
First Nations Bank	Lake	Riverwoods	60015	02/02/2001	330000	07/28/2004	04/01/2005
First Savanna Savings Bank	Ogle	Polo	61064	02/23/1996	32750	09/24/2004	04/08/2005
First Security Bank	Tazewell	Mackinaw	61755	07/31/1997	76475		02/10/2005
First Southern Bank	Jackson	Grand Tower	62942	07/17/2000	28000	09/14/2004	04/12/2005
First State Bank	Macon	Decatur	62521	01/22/1994	40135	09/10/2004	03/01/2005
First State Bank	Douglas	Atwood	61913	07/25/2002	56121	11/30/2004	08/05/2005
First State Bank of Beardstown	Cass	Chandlerville	62627	06/10/2003	47072	12/01/2004	
First State Bank of Bloomington	McLean	Bloomington	61704	10/01/2003	42638	04/20/2004	02/10/2005
First State Bank of Dix	Jefferson	Mt. Vernon	62864	02/28/2002	53954	06/13/2005	
First State Bank of Round Lake	Lake	Lake Villa	60046	06/20/1994	32632	02/20/2005	06/27/2005
First State Bank of Western Illinois	Hancock	LaHarpe	61450	04/18/2002	31162	03/30/2005	
Flora Bank & Trust	Clay	Louisville	62858	06/08/2000	23940	06/02/2005	
Flora Bank & Trust	Clay	Louisville	62858	09/23/2002	11889	12/02/2004	
Flora Bank & Trust	Clay	Flora	62839	05/30/2002	19300	06/02/2005	
Flora Bank & Trust	Clay	Xenia	62899	05/17/2002	15672	03/10/2005	06/09/2005
Flora Savings Bank	Clay	Flora	62839	07/24/2002	16800	10/27/2003	04/12/2005
Flora Savings Bank	Clay	Flora	62839	05/11/2002	85000	10/27/2003	04/12/2005
Founders Bank	Will	University Park	60466	09/29/2003	166155	12/13/2004	

Statewide Foreclosures for the First Half of 2005

Founders Bank	Will	Minooka	60447	09/27/2002	200000	07/07/2005
Founders Bank	Cook	Worth	60482	05/03/2003	118900	09/19/2005
Founders Bank	Will	Channahon	60410	04/24/2001	75000	07/11/2005
Fremont Investment & Loan	DUPAGE	NAPERVILLE	60540	07/29/2004	188190	01/11/2005
Fremont Investment & Loan	Cook	BLUE ISLAND	60406	06/02/2004	180000	01/27/2005
Fremont Investment & Loan	Cook	CHICAGO	60651	11/07/2003	228000	03/17/2005
Fremont Investment & Loan	Cook	BERWYN	60402	01/16/2004	161100	02/10/2005
Fremont Investment & Loan	Kane	AURORA	60506	11/01/2004	172000	03/28/2005
Fremont Investment & Loan	Cook	GLENVIEW	60025	09/14/2004	172800	01/28/2005
Fremont Investment & Loan	Cook	CHICAGO	60636	09/09/2004	188700	03/04/2005
Fremont Investment & Loan	DUPAGE	LOMBARD	60148	05/07/2004	96000	03/03/2005
Fremont Investment & Loan	Cook	CHICAGO	60617	11/08/2004	124000	04/06/2005
Fremont Investment & Loan	Cook	GLENWOOD	60425	08/30/2004	162000	03/03/2005
Fremont Investment & Loan	Cook	CHICAGO	60629	05/17/2004	185000	03/02/2005
Fremont Investment & Loan	Cook	CHICAGO	60630	03/12/2004	162500	07/26/2004
Fremont Investment & Loan	Cook	CHICAGO	60623	02/20/2004	179100	04/19/2005
Fremont Investment & Loan	Cook	CHICAGO	60609	08/15/2003	85600	02/22/2005
Fremont Investment & Loan	Kankakee	MANTENO	60950	10/17/2003	104000	05/03/2005
Fremont Investment & Loan	Cook	MATTESON	60443	11/19/2004	132300	04/29/2005
Fremont Investment & Loan	Cook	MATTESON	60443	09/16/2004	125910	04/21/2005
Fremont Investment & Loan	Cook	FOREST PARK	60130	12/13/2004	144000	04/27/2005
Fremont Investment & Loan	Cook	CHICAGO	60609	05/30/2003	96000	05/06/2005
Fremont Investment & Loan	Kane	AURORA	60505	05/17/2004	155000	03/01/2005
Fremont Investment & Loan	Cook	CHICAGO	60629	11/26/2003	158400	01/18/2005
Fremont Investment & Loan	Cook	CHICAGO	60645	05/26/2004	305000	04/28/2005
Fremont Investment & Loan	Cook	SAUK VILLAGE	60411	08/24/2004	154800	05/16/2005
Fremont Investment & Loan	Cook	MAYWOOD	60153	08/13/2003	168750	05/20/2005
Fremont Investment & Loan	Cook	CHICAGO	60620	01/05/2005	184000	04/19/2005
Fremont Investment & Loan	Cook	CHICAGO	60639	10/12/2004	224000	03/15/2005
Fremont Investment & Loan	Lake	GURNEE	60031	09/20/2004	187000	04/11/2005
Fremont Investment & Loan	Cook	CHICAGO	60637	05/21/2004	84480	05/06/2005
Fremont Investment & Loan	Cook	CHICAGO	60622	05/26/2004	456000	05/20/2005
Fremont Investment & Loan	Cook	HAZEL CREST	60429	05/17/2004	106200	06/20/2005
Fremont Investment & Loan	Cook	CHICAGO	60643	11/12/2003	137700	01/20/2005
Fremont Investment & Loan	Cook	CHICAGO	60624	08/23/2004	126000	04/19/2005
Fremont Investment & Loan	Cook	RIGHTON PARK	60471	11/06/2003	350000	03/09/2005
Fremont Investment & Loan	Kankakee	KANKAKEE	60901	05/07/2003	59850	04/22/2005
Fremont Investment & Loan	Cook	HOMEWOOD	60430	08/10/2004	236000	03/15/2005
Fremont Investment & Loan	Cook	CHICAGO	60636	08/03/2004	75000	06/28/2005
Fremont Investment & Loan	Cook	CHICAGO	60619	10/29/2004	124000	05/17/2005
Fremont Investment & Loan	Cook	CHICAGO	60623	11/16/2004	168000	06/30/2005
Fremont Investment & Loan	Lake	WAUKEGAN	60087	07/19/2004	117000	02/28/2005
Fremont Investment & Loan	Grundy	MORRIS	60450	08/27/2003	186300	06/24/2005
Fremont Investment & Loan	Cook	CHICAGO	60651	02/09/2004	153000	06/30/2005
Fremont Investment & Loan	Cook	CHICAGO	60616	11/24/2004	361250	04/01/2005
Fremont Investment & Loan	Stephenson	FREEPORT	61032	02/16/2005	64890	06/30/2005
Fremont Investment & Loan	Cook	CHICAGO	60621	02/18/2004	112000	06/24/2005
Fremont Investment & Loan	Cook	CHICAGO	60644	08/26/2003	104000	03/22/2005
Fremont Investment & Loan	Cook	CHICAGO	60643	10/30/2003	104000	03/01/2005
Fremont Investment & Loan	Cook	CHICAGO	60644	11/26/2003	168800	05/31/2005
Fremont Investment & Loan	Cook	SCHILLER PARK	60176	08/20/2004	89100	05/24/2005
Fremont Investment & Loan	Cook	ORLAND PARK	60467	10/20/2004	233600	08/01/2005
Fremont Investment & Loan	Kankakee	KANKAKEE	60901	12/17/2004	53600	07/08/2005
Fremont Investment & Loan	Cook	CHICAGO	60620	11/12/2004	114400	06/30/2005
Fremont Investment & Loan	Lake	ZION	60099	12/24/2003	148500	03/03/2005
Fremont Investment & Loan	Cook	CHICAGO	60619	02/02/2005	135000	07/15/2005
Fremont Investment & Loan	Cook	CHICAGO	60629	09/03/2004	153000	06/03/2005
Fremont Investment & Loan	Cook	CICERO	60804	10/08/2003	118000	06/20/2005

Statewide Foreclosures for the First Half of 2005

Fremont Investment & Loan	DUPAGE	ELMHURST	60126	01/17/2002	115000	03/14/2005	
Fremont Investment & Loan	Lake	ROUND LAKE	60073	11/21/2003	162860	03/15/2005	
Fremont Investment & Loan	Will	JOLIET	60435	05/15/2002	141000	03/21/2005	
Fremont Investment & Loan	Cook	ORLAND PARK	60462	02/23/2004	96000	02/28/2005	
Fremont Investment & Loan	Kane	ELGIN	60123	02/02/2004	259000	04/19/2005	
Fremont Investment & Loan	Lake	FOX LAKE	60020	07/30/2004	166500	04/26/2005	
Fremont Investment & Loan	Cook	CHICAGO	60636	09/03/2004	90000	05/06/2005	
Fremont Investment & Loan	Cook	CHICAGO	60617	05/28/2004	228000	04/22/2005	
Fremont Investment & Loan	Cook	CICERO	60804	02/27/2004	122250	05/20/2005	
Fremont Investment & Loan	Cook	CHICAGO	60617	06/24/2003	104000	10/17/2003	01/25/2005
Fremont Investment & Loan	Will	PLAINFIELD	60544	05/01/2003	146000	04/26/2004	02/25/2005
Fremont Investment & Loan	Cook	CHICAGO	60660	05/15/2003	80000	04/10/2004	02/28/2005
Fremont Investment & Loan	Cook	CICERO	60804	02/19/2004	224000	07/21/2004	04/29/2005
Fremont Investment & Loan	Cook	CHICAGO	60616	08/27/2003	315000	08/06/2004	05/02/2005
Fremont Investment & Loan	Saint Clair	WASHINGTON PARK	62204	05/16/2003	67275	04/07/2004	05/19/2005
Fremont Investment & Loan	Cook	HARVEY	60426	08/15/2003	62250	08/31/2004	05/27/2005
Fremont Investment & Loan	Lake	WILDWOOD	60030	08/25/2003	174250	11/01/2004	06/22/2005
Fremont Investment & Loan	Cook	CHICAGO	60609	11/20/2003	75000	09/13/2004	06/27/2005
Fremont Investment & Loan	Saint Clair	WASHINGTON PARK	62204	05/30/2003	69000	07/23/2004	07/07/2005
Fremont Investment & Loan	Cook	CHICAGO	60632	03/11/2002	106400	04/22/2005	
Fremont Investment & Loan	Cook	MIDLOTHIAN	60445	11/17/2004	109600	05/25/2005	
Fremont Investment & Loan	Cook	CHICAGO	60621	10/18/2004	212500	04/19/2005	
Fremont Investment & Loan	Cook	CHICAGO	60617	12/29/2004	176000	04/26/2005	
Fremont Investment & Loan	Cook	CHICAGO	60621	12/22/2004	71400	05/04/2005	
Fremont Investment & Loan	Cook	PARK FOREST	60466	12/22/2004	126000	05/02/2005	
German-American State Bank	Winnebago	Rockford	61102	09/03/2003	18500	03/08/2005	06/30/2005
GMAC Mortgage Corporation	COOK	CHICAGO	60619	11/01/1995	53852	01/26/2005	
GMAC Mortgage Corporation	DU PAGE	VILLA PARK	60181	11/27/1996	95413	06/29/2005	
GMAC Mortgage Corporation	ST CLAIR	BELLEVILLE	62221	07/23/1999	89899	06/06/2005	
GMAC Mortgage Corporation	FRANKLIN	VALIER	62891	08/20/1999	13238	01/05/2005	
GMAC Mortgage Corporation	WILL	PLAINFIELD	60544	10/13/1999	133308	06/06/2005	
GMAC Mortgage Corporation	UNION	COBDEN	62920	12/01/1999	53541	04/20/2005	
GMAC Mortgage Corporation	MADISON	MARYVILLE	62062	09/29/1998	88765	04/20/2005	
GMAC Mortgage Corporation	WILL	JOLIET	60435	01/25/1991	42702	05/18/2005	
GMAC Mortgage Corporation	DU PAGE	DARIEN	60561	08/06/1993	250809	06/20/2005	
GMAC Mortgage Corporation	COOK	CHICAGO	60617	01/07/2000	34097	03/16/2005	
GMAC Mortgage Corporation	DE WITT	CLINTON	61727	11/02/1998	71901	02/17/2005	
GMAC Mortgage Corporation	COOK	PALATNE	60067	09/30/1998	26798	02/10/2005	
GMAC Mortgage Corporation	ST CLAIR	WASHINGTON PARK	62204	09/01/1999	27628	06/10/2005	
GMAC Mortgage Corporation	SANGAMON	PAWNEE	62558	09/22/1998	73686	04/11/2005	
GMAC Mortgage Corporation	COOK	PARK FOREST	60466	02/13/2004	97361	03/18/2005	
GMAC Mortgage Corporation	COOK	CHICAGO	60649	02/10/2004	147332	02/21/2005	
GMAC Mortgage Corporation	COOK	CHICAGO	60619	11/16/2004	219629	05/18/2005	
GMAC Mortgage Corporation	COOK	CHICAGO	60619	12/17/2004	123350	06/20/2005	
GMAC Mortgage Corporation	ST CLAIR	CASEYVILLE	62232	08/13/1973	5622	05/20/2005	
GMAC Mortgage Corporation	MADISON	COLLINSVILLE	62234	11/15/1995	52847	06/20/2005	
GMAC Mortgage Corporation	MACON	DECATUR	62521	12/30/1996	51787	03/09/2005	
GMAC Mortgage Corporation	ST CLAIR	SMITHTON	62285	01/08/1998	78614	02/21/2005	
GMAC Mortgage Corporation	COOK	ALSIP	60803	05/27/1998	78940	04/14/2005	
GMAC Mortgage Corporation	COOK	DES PLAINES	60016	01/09/1998	55321	06/20/2005	
GMAC Mortgage Corporation	ST CLAIR	BELLEVILLE	62220	02/27/1998	41750	06/20/2005	
GMAC Mortgage Corporation	ST CLAIR	TRENTON	62293	08/31/1998	102293	05/20/2005	
GMAC Mortgage Corporation	KANKAKEE	KANKAKEE	60901	08/14/1998	70128	06/13/2005	
GMAC Mortgage Corporation	COOK	CHICAGO	60613	11/18/1993	21309	04/20/2005	
GMAC Mortgage Corporation	COOK	BURBANK	60459	09/23/1993	109078	06/20/2005	
GMAC Mortgage Corporation	KANE	AURORA	60505	07/27/1993	64725	03/23/2005	
GMAC Mortgage Corporation	WILL	LOCKPORT	60441	02/03/1994	99190	06/22/2005	
GMAC Mortgage Corporation	COOK	STEGER	60475	12/22/1993	41614	06/29/2005	

Statewide Foreclosures for the First Half of 2005

GMAC Mortgage Corporation	KANE	AURORA	60506	01/19/1994	83512	06/29/2005
GMAC Mortgage Corporation	COOK	STREAMWOOD	60107	06/21/1993	86048	04/20/2005
GMAC Mortgage Corporation	SANGAMON	SPRINGFIELD	62702	11/05/1993	51808	01/20/2005
GMAC Mortgage Corporation	COOK	MORTON GROV	60053	11/08/1993	54055	06/20/2005
GMAC Mortgage Corporation	LAKE	LAKE ZURICH	60047	09/17/1993	124537	05/13/2005
GMAC Mortgage Corporation	COOK	MAYWOOD	60153	10/27/1993	41258	01/20/2005
GMAC Mortgage Corporation	PEORIA	PEORIA	61605	08/18/1995	52734	05/09/2005
GMAC Mortgage Corporation	ADAMS	QUINCY	62301	06/17/1999	138213	04/11/2005
GMAC Mortgage Corporation	TAZEWELL	WASHINGTON	61571	10/17/1997	62525	05/13/2005
GMAC Mortgage Corporation	COOK	BERWYN	60402	05/14/1998	94201	05/18/2005
GMAC Mortgage Corporation	LAKE	MUNDELEIN	60060	04/29/1998	93651	06/16/2005
GMAC Mortgage Corporation	CHAMPAIGN	URBANA	61801	07/25/1996	57821	02/18/2005
GMAC Mortgage Corporation	KANE	BIG ROCK	60511	12/20/1995	70259	04/20/2005
GMAC Mortgage Corporation	WINNEBAGO	ROCKFORD	61109	11/07/1995	110811	05/20/2005
GMAC Mortgage Corporation	WILL	ROMEDEVILLE	60446	02/01/2000	150043	05/26/2005
GMAC Mortgage Corporation	DU PAGE	GLENDALE HEIGHTS	60139	04/07/1992	33430	06/09/2005
GMAC Mortgage Corporation	WILL	PLAINFIELD	60544	07/30/1999	171760	06/20/2005
GMAC Mortgage Corporation	COOK	CHICAGO	60614	07/07/2000	90454	02/18/2005
GMAC Mortgage Corporation	COOK	HAZEL CREST	60429	08/14/2000	42084	05/25/2005
GMAC Mortgage Corporation	WINNEBAGO	MACHESNEY PARK	61115	07/07/2000	58725	02/10/2005
GMAC Mortgage Corporation	COOK	BLUE ISLAND	60406	08/25/2000	78436	05/25/2005
GMAC Mortgage Corporation	MCHENRY	LAKE IN THE HILLS	60102	07/28/1995	114339	01/24/2005
GMAC Mortgage Corporation	WILL	BOLINGBROOK	60440	08/15/1996	137652	06/20/2005
GMAC Mortgage Corporation	COOK	CHICAGO	60643	12/21/1998	72890	06/20/2005
GMAC Mortgage Corporation	DU PAGE	ELMHURST	60126	12/15/1993	13595	06/20/2005
GMAC Mortgage Corporation	KANE	HAMPSHIRE	60140	10/25/1993	17146	06/09/2005
GMAC Mortgage Corporation	WILL	PLAINFIELD	60544	10/16/2000	101114	05/25/2005
GMAC Mortgage Corporation	COOK	CALUMET CITY	60409	09/25/2000	63653	04/20/2005
GMAC Mortgage Corporation	MCHENRY	WONDER LAKE	60097	12/12/2000	227867	05/04/2005
GMAC Mortgage Corporation	DU PAGE	ADDISON	60101	02/08/2001	127443	05/18/2005
GMAC Mortgage Corporation	COOK	CHICAGO	60643	01/24/2001	102380	02/07/2005
GMAC Mortgage Corporation	WILL	LOCKPORT	60441	03/14/2001	209757	04/27/2005
GMAC Mortgage Corporation	LAKE	ZION	60099	02/28/2001	111002	05/20/2005
GMAC Mortgage Corporation	WINNEBAGO	ROSCOE	61073	06/20/2001	68527	05/25/2005
GMAC Mortgage Corporation	CARROLL	MILLEDGEVILLE	61051	04/16/2001	67396	03/18/2005
GMAC Mortgage Corporation	KANE	SOUTH ELGIN	60177	06/07/2001	93486	05/18/2005
GMAC Mortgage Corporation	GRUNDY	COAL CITY	60416	07/30/2001	95356	06/29/2005
GMAC Mortgage Corporation	LAKE	WAUKEGAN	60085	07/25/2001	0	05/09/2005
GMAC Mortgage Corporation	LAKE	LONG GROVE	60047	09/04/2001	243876	03/09/2005
GMAC Mortgage Corporation	LAKE	INGLESIDE	60041	11/15/2001	131959	04/13/2005
GMAC Mortgage Corporation	COOK	CHICAGO	60621	12/11/2001	59048	04/08/2005
GMAC Mortgage Corporation	WILL	JOLIET	60435	09/28/2001	95982	06/08/2005
GMAC Mortgage Corporation	COOK	CHICAGO	60651	10/24/2001	103849	03/18/2005
GMAC Mortgage Corporation	WILL	CRETE	60417	12/04/2001	137640	01/26/2005
GMAC Mortgage Corporation	COOK	CHICAGO	60639	02/01/2002	81570	02/18/2005
GMAC Mortgage Corporation	CHRISTIAN	PANA	62557	05/04/2001	25768	05/09/2005
GMAC Mortgage Corporation	WILL	CRETE	60417	07/30/2001	84160	06/20/2005
GMAC Mortgage Corporation	ST CLAIR	BELLEVILLE	62220	02/27/2002	81812	04/20/2005
GMAC Mortgage Corporation	COOK	CHICAGO	60620	03/21/2002	96704	05/09/2005
GMAC Mortgage Corporation	SANGAMON	SPRINGFIELD	62703	02/11/1998	11453	01/11/2005
GMAC Mortgage Corporation	COOK	CHICAGO	60644	04/10/2002	116866	06/20/2005
GMAC Mortgage Corporation	COOK	CHICAGO	60624	02/11/2003	111698	06/20/2005
GMAC Mortgage Corporation	ST CLAIR	CASEYVILLE	62232	06/27/2000	65501	06/16/2005
GMAC Mortgage Corporation	FULTON	FARMINGTON	61531	02/18/1998	26067	03/02/2005
GMAC Mortgage Corporation	ST CLAIR	MARISSA	62257	11/25/1998	35118	02/26/2005
GMAC Mortgage Corporation	COOK	CHICAGO	60643	01/14/1999	38480	05/20/2005
GMAC Mortgage Corporation	WILL	JOLIET	60432	03/26/1999	23108	06/16/2005
GMAC Mortgage Corporation	COOK	CHICAGO	60628	06/18/1999	76286	03/02/2005

Statewide Foreclosures for the First Half of 2005

GMAC Mortgage Corporation	PEORIA	PEORIA	61603	05/06/1999	36996	04/06/2005
GMAC Mortgage Corporation	COOK	CHICAGO	60636	08/04/1999	90981	04/06/2005
GMAC Mortgage Corporation	COOK	CHICAGO	60643	06/18/1999	21828	05/20/2005
GMAC Mortgage Corporation	ST CLAIR	WASHINGTON	62204	08/25/1999	19323	06/24/2005
GMAC Mortgage Corporation	COOK	OAK LAWN	60453	09/28/1999	138226	03/02/2005
GMAC Mortgage Corporation	OGLE	CRESTON	60113	09/24/1999	53691	04/20/2005
GMAC Mortgage Corporation	COOK	CHICAGO	60649	07/29/1999	66354	04/06/2005
GMAC Mortgage Corporation	COOK	CHICAGO	60623	01/26/2000	67639	03/02/2005
GMAC Mortgage Corporation	COOK	ALSIP	60803	11/02/1999	28419	03/16/2005
GMAC Mortgage Corporation	COOK	CHICAGO	60624	05/09/2000	50793	04/20/2005
GMAC Mortgage Corporation	LAKE	WAUKEGAN	60085	11/19/2002	112991	06/09/2005
GMAC Mortgage Corporation	COOK	HAZEL CREST	60429	02/15/2002	114887	06/06/2005
GMAC Mortgage Corporation	WHITESIDE	ROCK FALLS	61071	03/13/2002	71300	01/13/2005
GMAC Mortgage Corporation	DEKALB	DEKALB	60115	11/01/2001	115563	06/06/2005
GMAC Mortgage Corporation	LAKE	WINTHROP HARBOR	60096	11/21/2001	174822	03/18/2005
GMAC Mortgage Corporation	BUREAU	PRINCETON	61356	12/07/2001	91835	03/18/2005
GMAC Mortgage Corporation	DEKALB	KIRKLAND	60146	12/17/2001	119638	03/09/2005
GMAC Mortgage Corporation	LAKE	LINDENHURST	60046	01/16/2002	213390	05/18/2005
GMAC Mortgage Corporation	MCHENRY	HARVARD	60033	07/30/2004	149611	05/18/2005
GMAC Mortgage Corporation	COOK	GLENVIEW	60025	07/29/2003	158996	03/25/2005
GMAC Mortgage Corporation	COOK	EVERGREEN PARK	60805	07/11/2003	123301	03/23/2005
GMAC Mortgage Corporation	COOK	CHICAGO	60636	03/24/2004	142704	04/20/2005
GMAC Mortgage Corporation	WINNEBAGO	ROCKFORD	61103	09/17/2003	73852	04/27/2005
GMAC Mortgage Corporation	COOK	CHICAGO	60647	11/12/2003	248726	06/20/2005
GMAC Mortgage Corporation	MCHENRY	MCHENRY	60050	11/14/2003	111902	03/30/2005
GMAC Mortgage Corporation	COOK	CICERO	60804	03/29/2004	131765	06/20/2005
GMAC Mortgage Corporation	COOK	CHICAGO	60621	03/02/2004	40541	04/20/2005
GMAC Mortgage Corporation	COOK	WESTCHESTER	60154	03/31/2004	307716	05/18/2005
GMAC Mortgage Corporation	COOK	CHICAGO	60619	04/19/2004	136800	06/29/2005
GMAC Mortgage Corporation	COOK	CHICAGO	60656	03/26/2004	365500	04/20/2005
GMAC Mortgage Corporation	KANE	CARPENTERSVILLE	60110	02/20/2004	139926	01/24/2005
GMAC Mortgage Corporation	MADISON	GRANITE CITY	62040	05/11/2001	54252	06/16/2005
GMAC Mortgage Corporation	COOK	CHICAGO	60628	02/23/2001	74194	06/16/2005
GMAC Mortgage Corporation	JOHNSON	GRANTSBURG	62943	03/19/2001	92457	06/16/2005
GMAC Mortgage Corporation	ST CLAIR	CAHOKIA	62206	05/25/2001	53795	06/16/2005
GMAC Mortgage Corporation	COOK	DOLTON	60419	09/30/1999	25769	02/03/2005
GMAC Mortgage Corporation	WINNEBAGO	ROCKFORD	61103	10/07/1999	109438	03/02/2005
GMAC Mortgage Corporation	COOK	HANOVER PARK	60103	02/25/2000	153382	06/16/2005
GMAC Mortgage Corporation	MONROE	WATERLOO	62298	09/01/1999	98710	06/09/2005
GMAC Mortgage Corporation	COOK	CHICAGO	60634	11/02/1999	0	01/04/2005
GMAC Mortgage Corporation	COOK	CHICAGO	60624	05/01/2000	90000	03/02/2005
GMAC Mortgage Corporation	ST CLAIR	EAST ST LOUIS	62205	07/17/2000	52114	06/16/2005
GMAC Mortgage Corporation	COOK	STEGER	60475	09/19/2000	85000	03/16/2005
GMAC Mortgage Corporation	MADISON	NEW DOUGLAS	62074	01/11/2000	79259	03/02/2005
GMAC Mortgage Corporation	ST CLAIR	CENTREVILLE	62207	01/05/2000	24377	06/16/2005
GMAC Mortgage Corporation	CHRISTIAN	TAYLORVILLE	62568	06/17/1999	40427	03/02/2005
GMAC Mortgage Corporation	MADISON	ALTON	62002	10/31/2000	106747	06/16/2005
GMAC Mortgage Corporation	WINNEBAGO	MACHESNEY PARK	61115	12/13/1999	75214	06/16/2005
GMAC Mortgage Corporation	DU PAGE	OAKBROOK	60521	12/28/1998	65461	03/02/2005
GMAC Mortgage Corporation	WILL	LOCKPORT	60441	05/28/2004	108944	05/18/2005
GMAC Mortgage Corporation	COOK	FLOSSMOOR	60471	08/06/2004	455000	05/25/2005
GMAC Mortgage Corporation	COOK	CHICAGO	60628	08/09/2004	106213	06/20/2005
GMAC Mortgage Corporation	WILL	MONEE	60449	10/25/2004	750000	04/20/2005
GMAC Mortgage Corporation	COOK	CHICAGO	60639	08/02/2004	353674	03/31/2005
GMAC Mortgage Corporation	COOK	CHICAGO	60621	09/22/2004	218857	05/25/2005
GMAC Mortgage Corporation	LAKE	ZION	60099	11/17/2004	115964	06/20/2005
GMAC Mortgage Corporation	COOK	CHICAGO	60641	10/29/2004	336000	06/20/2005
GMAC Mortgage Corporation	COOK	CHICAGO	60653	11/12/2004	251476	06/20/2005

Statewide Foreclosures for the First Half of 2005

GMAC Mortgage Corporation	COOK	CHICAGO	60630	01/26/2004	355300	02/24/2005
GMAC Mortgage Corporation	COOK	CHICAGO	60637	05/07/2004	246222	02/23/2005
GMAC Mortgage Corporation	COOK	SOUTH HOLLAND	60473	12/01/1994	131779	05/09/2005
GMAC Mortgage Corporation	COOK	CHICAGO	60619	02/07/1996	74659	04/08/2005
GMAC Mortgage Corporation	ROCK ISLAND	MOLINE	61265	05/10/2002	57388	06/15/2005
GMAC Mortgage Corporation	CLAY	FARINA	62838	07/16/2002	26928	01/12/2005
GMAC Mortgage Corporation	MERCER	LYNN CENTER	61262	07/16/2002	50488	06/06/2005
GMAC Mortgage Corporation	LAKE	NORTH CHICAGO	60064	09/11/2002	72915	01/04/2005
GMAC Mortgage Corporation	BOND	GREENVILLE	62246	08/27/2002	59936	01/06/2005
GMAC Mortgage Corporation	MARION	SALEM	62881	11/19/2002	52202	05/20/2005
GMAC Mortgage Corporation	ROCK ISLAND	MOLINE	61265	09/09/2002	58002	02/10/2005
GMAC Mortgage Corporation	ST CLAIR	NEW BADEN	62265	10/11/2002	121603	03/09/2005
GMAC Mortgage Corporation	HENRY	GENESEO	61254	01/22/2003	83354	01/06/2005
GMAC Mortgage Corporation	ROCK ISLAND	EAST MOLINE	61244	04/04/2003	90441	04/14/2005
GMAC Mortgage Corporation	MARION	CENTRALIA	62801	06/19/2003	69257	04/20/2005
GMAC Mortgage Corporation	MARION	CENTRALIA	62801	09/12/2003	78367	02/18/2005
GMAC Mortgage Corporation	COOK	RIVER FOREST	60305	12/17/2003	263640	04/20/2005
GMAC Mortgage Corporation	MARION	CENTRALIA	62801	06/25/2004	51776	04/08/2005
GMAC Mortgage Corporation	MCHENRY	MCHENRY	60050	07/30/2004	167722	01/06/2005
GMAC Mortgage Corporation	FRANKLIN	CHRISTOPHER	62822	01/06/2005	55308	06/10/2005
GMAC Mortgage Corporation	LAKE	GRAYSLAKE	60030	03/22/1996	90781	05/25/2005
GMAC Mortgage Corporation	OGLE	MOUNT MORRIS	61054	04/10/1998	75962	01/06/2005
GMAC Mortgage Corporation	COOK	HOMEWOOD	60430	04/15/1998	68623	04/08/2005
GMAC Mortgage Corporation	KANE	ALGONQUIN	60102	11/25/1998	261717	02/01/2005
GMAC Mortgage Corporation	DU PAGE	ROSELLE	60172	07/07/1998	138754	01/26/2005
GMAC Mortgage Corporation	KANKAKEE	KANKAKEE	60901	11/22/1999	108635	04/08/2005
GMAC Mortgage Corporation	WILL	MANHATTAN	60442	06/06/2002	179907	04/14/2005
GMAC Mortgage Corporation	DOUGLAS	VILLA GROVE	61956	11/22/2000	61438	06/13/2005
GMAC Mortgage Corporation	COOK	HOMEWOOD	60430	03/05/2001	161429	02/02/2005
GMAC Mortgage Corporation	WILL	PLAINFIELD	60544	03/27/2001	109137	05/25/2005
GMAC Mortgage Corporation	FRANKLIN	BENTON	62812	07/17/2001	12832	02/18/2005
GMAC Mortgage Corporation	COOK	CHICAGO	60619	09/25/2001	64651	05/09/2005
GMAC Mortgage Corporation	COOK	CHICAGO	60661	10/18/2001	250352	01/07/2005
GMAC Mortgage Corporation	JOHNSON	VIENNA	62995	11/15/2001	48025	01/07/2005
GMAC Mortgage Corporation	KANKAKEE	BRADLEY	60915	12/07/2001	59190	01/24/2005
GMAC Mortgage Corporation	COOK	BARTLETT	60103	03/12/2002	111879	06/09/2005
GMAC Mortgage Corporation	LAKE	WAUKEGAN	60087	03/29/2002	75288	06/20/2005
GMAC Mortgage Corporation	KANKAKEE	BOURBONNAIS	60914	11/12/2003	123753	02/16/2005
GMAC Mortgage Corporation	LAKE	ROUND LAKE	60073	07/21/2003	132685	06/06/2005
GMAC Mortgage Corporation	KANE	ALGONQUIN	60102	10/01/2003	186097	01/07/2005
GMAC Mortgage Corporation	LIVINGSTON	ODELL	60460	09/17/2003	134315	06/06/2005
GMAC Mortgage Corporation	VERMILION	WESTVILLE	61883	10/30/2003	54251	03/09/2005
GMAC Mortgage Corporation	COOK	ROLLING MEADOWS	60008	09/30/2003	108336	02/18/2005
GMAC Mortgage Corporation	MCHENRY	ALGONQUIN	60102	12/08/2003	150796	01/14/2005
GMAC Mortgage Corporation	WINNEBAGO	ROSCOE	61073	12/22/2003	121077	05/09/2005
GMAC Mortgage Corporation	WINNEBAGO	ROCKFORD	61107	12/22/2003	47681	05/09/2005
GMAC Mortgage Corporation	COOK	SCHAUMBURG	60194	04/23/2004	228991	05/02/2005
GMAC Mortgage Corporation	COOK	CHICAGO	60645	07/09/1999	69367	05/18/2005
GMAC Mortgage Corporation	LAKE	LAKE BLUFF	60044	12/13/1999	0	03/30/2005
GMAC Mortgage Corporation	COOK	BLUE ISLAND	60406	06/08/2000	67315	05/25/2005
GMAC Mortgage Corporation	COOK	CHICAGO	60609	07/15/2000	121299	01/10/2005
GMAC Mortgage Corporation	PIATT	DELAND	61839	01/18/2001	50163	06/06/2005
GMAC Mortgage Corporation	LAKE	GURNEE	60031	03/30/2001	224423	06/13/2005
GMAC Mortgage Corporation	COOK	CHICAGO HEIGHTS	60411	10/15/2001	0	06/08/2005
GMAC Mortgage Corporation	WILL	ROMEDEVILLE	60446	11/28/2001	165360	04/27/2005
GMAC Mortgage Corporation	LAKE	GARNEY	60031	01/10/2002	114113	04/08/2005
GMAC Mortgage Corporation	WILL	SHOREWOOD	60431	03/22/2002	138219	01/20/2005
GMAC Mortgage Corporation	DEKALB	DEKALB	60115	08/08/2002	130646	01/12/2005

Statewide Foreclosures for the First Half of 2005

GMAC Mortgage Corporation	COOK	OAK PARK	60302	08/01/2002	81365	05/18/2005
GMAC Mortgage Corporation	WILL	NAPERVILLE	60565	10/02/2002	411332	04/20/2005
GMAC Mortgage Corporation	COOK	HARWOOD HEIGHTS	60706	10/03/2002	213395	06/06/2005
GMAC Mortgage Corporation	KANE	CARPENTERSVILLE	60110	01/28/2003	124810	03/18/2005
GMAC Mortgage Corporation	ROCK ISLAND	EAST MOLINE	61244	10/31/2002	53939	06/08/2005
GMAC Mortgage Corporation	MCHENRY	CARY	60013	01/30/2003	212859	06/22/2005
GMAC Mortgage Corporation	WINNEBAGO	ROSCOE	61073	12/30/2002	130597	05/09/2005
GMAC Mortgage Corporation	LAKE	GRAYS LAKE	60030	01/22/2003	170717	02/18/2005
GMAC Mortgage Corporation	COOK	RIGHTON PARK	60471	05/02/2003	290555	01/15/2005
GMAC Mortgage Corporation	COOK	CHICAGO	60622	06/16/2003	336677	02/18/2005
GMAC Mortgage Corporation	DU PAGE	GLENDALE HEIGHTS	60139	07/21/2003	143974	01/27/2005
GMAC Mortgage Corporation	MCLEAN	BLOOMINGTON	61701	08/20/2003	75658	02/10/2005
GMAC Mortgage Corporation	DU PAGE	VILLA PARK	60181	10/31/2003	236021	05/18/2005
GMAC Mortgage Corporation	KANE	GENEVA	60134	11/07/2003	147444	05/13/2005
GMAC Mortgage Corporation	VERMILION	TILTON	61833	12/09/2003	80824	02/10/2005
GMAC Mortgage Corporation	KANE	ALGONQUIN	60102	11/22/2003	304053	02/18/2005
GMAC Mortgage Corporation	DU PAGE	GLEN ELLYN	60137	12/22/2003	0	05/18/2005
GMAC Mortgage Corporation	ROCK ISLAND	EAST MOLINE	61244	02/13/2004	69171	01/26/2005
GMAC Mortgage Corporation	COOK	CHICAGO	60639	02/18/2004	198914	06/09/2005
GMAC Mortgage Corporation	LAKE	VERNON HILLS	60061	04/22/2004	265953	06/06/2005
GMAC Mortgage Corporation	MCHENRY	CRYSTAL LAKE	60014	04/21/2004	0	02/18/2005
GMAC Mortgage Corporation	ST CLAIR	SWANSEA	62226	09/28/2004	331899	05/09/2005
GMAC Mortgage Corporation	COOK	BROOKFIELD	60513	10/14/2004	236547	06/15/2005
GMAC Mortgage Corporation	LAKE	GURNEE	60031	10/25/2004	145665	05/13/2005
GMAC Mortgage Corporation	ROCK ISLAND	REYNOLDS	61279	03/01/2004	33186	03/09/2005
GMAC Mortgage Corporation	DU PAGE	BLOOMINGDALE	60108	03/11/2004	117593	06/09/2005
GMAC Mortgage Corporation	WARREN	MONMOUTH	61462	04/02/2004	86259	04/08/2005
GMAC Mortgage Corporation	COOK	PARK FOREST	60466	02/06/2004	134629	04/08/2005
GMAC Mortgage Corporation	WARREN	ALEXIS	61412	04/15/2004	86335	01/27/2005
GMAC Mortgage Corporation	WINNEBAGO	ROCKFORD	61104	04/16/2004	107616	01/07/2005
GMAC Mortgage Corporation	COOK	DOLTON	60419	04/23/2004	69607	02/11/2005
GMAC Mortgage Corporation	WINNEBAGO	ROCKFORD	61101	10/20/2004	64876	04/20/2005
GMAC Mortgage Corporation	HENRY	OSCO	61274	02/17/2000	183821	01/07/2005
GMAC Mortgage Corporation	WILL	BEECHER	60401	11/17/2001	118558	04/21/2005
GMAC Mortgage Corporation	LASALLE	MENDOTA	61342	02/13/2002	53465	06/08/2005
GMAC Mortgage Corporation	COOK	NILES	60714	03/20/2002	180592	06/06/2005
GMAC Mortgage Corporation	LAKE	WAUKEGAN	60085	03/24/2002	151668	06/09/2005
GMAC Mortgage Corporation	MADISON	EDWARDSVILLE	62025	04/11/2002	159686	05/09/2005
GMAC Mortgage Corporation	COOK	OAK PARK	60302	06/22/2002	169847	05/09/2005
GMAC Mortgage Corporation	MACOUPIN	GIRARD	62640	06/20/2002	80035	01/10/2005
GMAC Mortgage Corporation	PEORIA	PEORIA	61614	06/19/2002	82927	06/06/2005
GMAC Mortgage Corporation	COOK	ARLINGTON HEIGHTS	60005	03/26/2003	229160	03/09/2005
GMAC Mortgage Corporation	LAKE	WAUKEGAN	60087	09/17/2003	88576	05/25/2005
GMAC Mortgage Corporation	LAKE	ZION	60099	11/14/2003	81061	03/30/2005
GMAC Mortgage Corporation	COOK	LANSING	60438	05/10/2004	112828	03/18/2005
GMAC Mortgage Corporation	LAKE	WAUKEGAN	60085	02/21/2001	45384	06/29/2005
GMAC Mortgage Corporation	WINNEBAGO	ROCKFORD	61109	04/26/2003	96259	01/24/2005
GMAC Mortgage Corporation	COOK	CHICAGO	60656	09/19/2003	133071	03/18/2005
GMAC Mortgage Corporation	COOK	STREAMWOOD	60107	11/25/2003	96913	05/18/2005
GMAC Mortgage Corporation	WILL	CREST HILL	60435	07/14/2004	215900	04/27/2005
GMAC Mortgage Corporation	MCHENRY	CARY	60013	04/27/1999	128768	06/22/2005
GMAC Mortgage Corporation	COOK	CHICAGO	60619	09/29/1999	69193	03/09/2005
GMAC Mortgage Corporation	LAKE	NORTH CHICAGO	60064	08/14/2001	87361	06/01/2005
GMAC Mortgage Corporation	COOK	CHICAGO	60649	12/23/2003	80989	06/01/2005
GMAC Mortgage Corporation	DU PAGE	NAPERVILLE	60565	03/14/2003	906474	04/14/2005
GMAC Mortgage Corporation	COOK	BARTLETT	60103	06/02/2003	391233	06/01/2005
GMAC Mortgage Corporation	COOK	OAK PARK	60304	09/10/2003	225897	01/11/2005
GMAC Mortgage Corporation	COOK	BELLWOOD	60104	12/01/2003	112286	06/01/2005

Statewide Foreclosures for the First Half of 2005

GMAC Mortgage Corporation	COOK	CHICAGO HEIGHTS	60411	04/09/1998	148465	03/09/2005	
GMAC Mortgage Corporation	COOK	ALSIP	60658	03/16/2001	95549	06/06/2005	
GMAC Mortgage Corporation	COOK	CHICAGO	60628	08/21/1997	53749	06/06/2005	
GMAC Mortgage Corporation	COOK	CHICAGO	60617	08/15/1997	112333	05/09/2005	
GMAC Mortgage Corporation	COOK	CHICAGO	60636	09/22/2000	26983	05/11/2005	
GMAC Mortgage Corporation	COOK	OAK FOREST	60452	12/29/2000	47094	04/13/2005	
GMAC Mortgage Corporation	COOK	CHICAGO HEIGHTS	60411	03/28/2001	26703	04/20/2005	
GMAC Mortgage Corporation	EFFINGHAM	EFFINGHAM	62401	08/02/2004	49859	05/04/2005	
GMAC Mortgage Corporation	COOK	CHICAGO	60636	04/09/2004	176000	06/02/2005	
GMAC Mortgage Corporation	ST CLAIR	CAHOKIA	62206	06/30/2004	44726	06/02/2005	
GMAC Mortgage Corporation	WILL	ROMEDEVILLE	60446	06/29/2001	130089	02/16/2005	
GMAC Mortgage Corporation	KANE	ELGIN	60120	06/27/2001	169828	02/21/2005	
GMAC Mortgage Corporation	DU PAGE	AURORA	60504	10/27/2003	140219	03/11/2005	
GMAC Mortgage Corporation	COOK	BERWYN	60402	10/24/2003	149575	03/03/2005	
GMAC Mortgage Corporation	DU PAGE	LAKE IN THE HILLS	60157	10/26/2001	187130	04/20/2005	
GMAC Mortgage Corporation	DU PAGE	AURORA	60504	01/24/2002	149122	04/20/2005	
GMAC Mortgage Corporation	COOK	DOLTON	60419	09/03/2004	115924	05/17/2005	
GMAC Mortgage Corporation	LASALLE	MENDOTA	61342	07/13/2004	66937	06/29/2005	
GMAC Mortgage Corporation	DU PAGE	NAPERVILLE	60540	07/29/2004	187880	05/25/2005	
GMAC Mortgage Corporation	MCLEAN	LEXINGTON	61753	11/25/2002	129909	05/18/2005	
GMAC Mortgage Corporation	COOK	CHICAGO	60624	03/27/2003	144366	05/31/2005	
GMAC Mortgage Corporation	COOK	PARK FOREST	60466	02/26/2003	90639	05/20/2005	
GMAC Mortgage Corporation	COOK	MATTESON	60443	09/16/2004	125818	02/28/2005	
GMAC Mortgage Corporation	DU PAGE	LOMBARD	60148	06/11/2004	141492	03/24/2005	
GMAC Mortgage Corporation	KANE	CARPENTERS	60110	08/23/2004	165750	01/11/2005	
GMAC Mortgage Corporation	LAKE	ANTIOCH	60002	02/23/1998	29546	06/22/2005	
GMAC Mortgage Corporation	SANGAMON	SOUTHERN VIEW	62703	12/08/2001	25362	02/02/2005	
GMAC Mortgage Corporation	COOK	FLOSSMOOR	60422	04/18/2002	9462	05/13/2005	
GMAC Mortgage Corporation	COOK	HARVEY	60426	05/08/2002	27354	05/18/2005	
GMAC Mortgage Corporation	MACOUPIN	Mount Olive	62069	11/18/1999	22906	06/08/2005	
GMAC Mortgage Corporation	COOK	CHICAGO	60629	12/03/2003	40961	06/20/2005	
GMAC Mortgage Corporation	COOK	CHICAGO	60643	10/29/1990	25222	04/13/2004	06/03/2005
GMAC Mortgage Corporation	ST CLAIR	BELLEVILLE	62220	07/15/1999	63452	08/25/2004	02/02/2005
GMAC Mortgage Corporation	COOK	CHICAGO	60636	12/10/1999	37518	08/11/2003	01/28/2005
GMAC Mortgage Corporation	KANKAKEE	KANKAKEE	60901	09/28/1998	61194	10/15/2003	01/12/2005
GMAC Mortgage Corporation	COOK	HARVEY	60426	10/18/1999	55066	06/26/2004	06/02/2005
GMAC Mortgage Corporation	KANKAKEE	KANKAKEE	60901	05/31/2001	47246	10/15/2004	06/29/2005
GMAC Mortgage Corporation	COOK	MELROSE PAR	60160	08/10/1993	72447	06/09/2004	01/31/2005
GMAC Mortgage Corporation	COOK	MAYWOOD	60153	03/31/1997	107133	01/09/2004	04/26/2005
GMAC Mortgage Corporation	COOK	CNTRY CLB H	60478	01/14/1997	84449	01/13/2003	01/11/2005
GMAC Mortgage Corporation	COOK	SOUTH HOLLAND	60473	09/07/2000	131016	06/18/2004	02/15/2005
GMAC Mortgage Corporation	WILL	JOLIET	60436	03/14/2001	64466	07/22/2004	06/15/2005
GMAC Mortgage Corporation	CARROLL	MOUNT CARROLL	61053	04/30/2001	61036	06/09/2004	01/25/2005
GMAC Mortgage Corporation	DU PAGE	HANOVER PARK	60103	04/30/2001	173110	08/06/2004	06/23/2005
GMAC Mortgage Corporation	FORD	PIPER CITY	60959	08/31/2001	53337	06/26/2004	03/09/2005
GMAC Mortgage Corporation	COOK	CHICAGO	60628	10/29/2001	69478	07/30/2004	03/15/2005
GMAC Mortgage Corporation	WINNEBAGO	ROCKFORD	61102	11/15/2001	43942	07/14/2004	05/27/2005
GMAC Mortgage Corporation	WINNEBAGO	ROCKFORD	61107	11/15/2001	67590	09/17/2004	05/10/2005
GMAC Mortgage Corporation	COOK	HAZEL CREST	60429	01/23/2002	74243	07/30/2004	02/15/2005
GMAC Mortgage Corporation	COOK	CHICAGO	60628	11/21/2002	93681	09/17/2004	04/21/2005
GMAC Mortgage Corporation	COOK	CHICAGO	60637	01/04/2002	121552	05/20/2004	02/10/2005
GMAC Mortgage Corporation	COOK	CHICAGO	60651	05/24/2002	135364	10/01/2004	04/28/2005
GMAC Mortgage Corporation	COOK	CHICAGO	60607	08/30/2002	395271	05/24/2004	04/11/2005
GMAC Mortgage Corporation	DOUGLAS	NEWMAN	61942	01/10/2002	69819	11/04/2003	02/01/2005
GMAC Mortgage Corporation	LAKE	ROUND LAKE	60073	02/12/2002	280896	07/16/2004	03/18/2005
GMAC Mortgage Corporation	BUREAU	PRINCETON	61356	02/11/2002	107646	07/15/2004	03/18/2005
GMAC Mortgage Corporation	WINNEBAGO	ROCKFORD	61108	03/29/2002	68974	06/18/2004	01/28/2005
GMAC Mortgage Corporation	COOK	CHICAGO	60623	06/06/2003	74632	06/09/2004	03/23/2005

Statewide Foreclosures for the First Half of 2005

GMAC Mortgage Corporation	COOK	COUNTRY CLUB HILLS	60478	09/11/2003	97449	07/22/2004	03/24/2005
GMAC Mortgage Corporation	COOK	MATTESON	60443	09/11/2003	96840	04/16/2004	06/10/2005
GMAC Mortgage Corporation	COOK	CALUMET CITY	60409	11/10/2003	142196	06/18/2004	02/03/2005
GMAC Mortgage Corporation	BOONE	POPLAR GROVE	61065	01/26/2004	165000	05/18/2004	01/25/2005
GMAC Mortgage Corporation	ROCK ISLAND	MOLINE	61265	01/22/2001	60004	09/01/2004	05/20/2005
GMAC Mortgage Corporation	MARION	SALEM	62881	04/02/2004	49839	11/17/2004	06/21/2005
GMAC Mortgage Corporation	IROQUOIS	WATSEKA	60970	01/17/2001	43989	09/16/2004	05/10/2005
GMAC Mortgage Corporation	FAYETTE	BROWNSTOWN	62418	06/07/2001	91837	06/26/2004	03/17/2005
GMAC Mortgage Corporation	COOK	CHICAGO	60616	10/23/2001	169438	05/24/2004	01/25/2005
GMAC Mortgage Corporation	BOND	GREENVILLE	62246	10/05/2001	43336	08/18/2004	03/28/2005
GMAC Mortgage Corporation	COOK	CHICAGO	60652	04/25/2002	196911	07/22/2004	03/23/2005
GMAC Mortgage Corporation	MCHENRY	WOODSTOCK	60098	04/25/2002	185256	11/19/2004	06/24/2005
GMAC Mortgage Corporation	COOK	STEGER	60475	01/21/2003	82413	08/19/2004	04/13/2005
GMAC Mortgage Corporation	CHAMPAIGN	CHAMPAIGN	61821	12/20/2002	75109	06/09/2004	02/17/2005
GMAC Mortgage Corporation	COOK	OLYMPIA FIELDS	60461	06/30/2003	151176	10/20/2004	06/15/2005
GMAC Mortgage Corporation	UNION	ANNA	62906	05/14/1999	117844	03/18/2004	02/24/2005
GMAC Mortgage Corporation	COOK	PARK FOREST	60466	03/02/2001	83364	12/23/2003	03/08/2005
GMAC Mortgage Corporation	LAKE	HIGHWOOD	60040	05/18/2001	186273	01/22/2004	05/06/2005
GMAC Mortgage Corporation	WILL	ROMEVILLE	60446	11/26/2001	117173	07/26/2004	05/11/2005
GMAC Mortgage Corporation	OGLE	STILLMAN VALLEY	61084	03/11/2002	221806	08/01/2003	06/03/2005
GMAC Mortgage Corporation	COOK	CHICAGO	60649	03/21/2002	116789	06/17/2004	02/15/2005
GMAC Mortgage Corporation	ROCK ISLAND	MILAN	61264	12/20/2002	63963	04/23/2004	01/04/2005
GMAC Mortgage Corporation	ROCK ISLAND	MOLINE	61265	07/23/2003	123593	10/25/2004	06/24/2005
GMAC Mortgage Corporation	HENDERSON	GLADSTONE	61437	12/24/2003	84375	10/25/2004	06/27/2005
GMAC Mortgage Corporation	COOK	DES PLAINES	60016	02/27/2004	174830	07/22/2004	02/07/2005
GMAC Mortgage Corporation	ROCK ISLAND	MOLINE	61265	10/13/2001	93839	06/18/2004	02/18/2005
GMAC Mortgage Corporation	SANGAMON	SPRINGFIELD	62700	09/15/1998	37980	02/25/2002	03/22/2005
GMAC Mortgage Corporation	COOK	CHICAGO	60619	06/25/1999	118199	05/14/2002	06/22/2005
GMAC Mortgage Corporation	ST CLAIR	EAST ST LOUIS	62204	01/31/2000	22214	11/05/2002	02/02/2005
GMAC Mortgage Corporation	MADISON	MORO	62067	05/15/2000	70378	09/29/2004	06/08/2005
GMAC Mortgage Corporation	COOK	CHICAGO	60643	10/29/1999	66812	01/27/2003	06/08/2005
GMAC Mortgage Corporation	COOK	MARKHAM	60426	09/14/1998	0	06/18/2002	01/24/2005
GMAC Mortgage Corporation	COOK	CHICAGO	60612	12/06/1999	151800	10/02/2002	05/24/2005
GMAC Mortgage Corporation	WINNEBAGO	ROCKFORD	61104	03/02/2000	29397	12/16/2004	01/31/2005
GMAC Mortgage Corporation	COOK	CHICAGO	60636	10/25/2000	139744	04/17/2002	02/07/2005
GMAC Mortgage Corporation	COOK	PALOS HEIGHTS	60429	09/18/2000	0	03/01/2002	03/15/2005
GMAC Mortgage Corporation	COOK	CHICAGO HEIGHTS	60411	03/24/2000	70533	01/13/2004	04/21/2005
GMAC Mortgage Corporation	ST CLAIR	EAST ST LOUIS	62207	12/31/1999	31005	11/19/2001	01/04/2005
GMAC Mortgage Corporation	COOK	CHICAGO	60621	01/18/2001	0	01/31/2002	01/10/2005
GMAC Mortgage Corporation	MADISON	COLLINSVILLE	62234	03/14/2000	0	04/14/2003	02/16/2005
GMAC Mortgage Corporation	COOK	CHICAGO	60621	03/29/2000	62397	10/08/2002	06/07/2005
GMAC Mortgage Corporation	COOK	CHICAGO	60827	07/23/1999	43690	01/13/2004	05/16/2005
GMAC Mortgage Corporation	COOK	CHICAGO	60636	06/01/2000	39457	10/29/2002	06/16/2005
GMAC Mortgage Corporation	COOK	EVERGREEN PARK	60805	11/03/1999	70390	12/11/2003	06/29/2005
GMAC Mortgage Corporation	WINNEBAGO	ROCKFORD	61101	11/28/1997	30817	10/28/2003	03/22/2005
GMAC Mortgage Corporation		OBLONG	62449	05/22/2000	36319	10/12/2001	01/19/2005
GMAC Mortgage Corporation	COOK	SOUTH HOLLAND	60473	10/06/1999	134360	05/29/2002	01/14/2005
GMAC Mortgage Corporation	LAKE	NORTH CHICAGO	60064	05/28/1999	49554	07/01/2003	02/04/2005
GMAC Mortgage Corporation	BOONE	BELVIDERE	61008	10/20/2000	0	05/24/2004	02/03/2005
GMAC Mortgage Corporation	COOK	CHICAGO	60628	09/01/2000	82709	03/17/2003	01/05/2005
GMAC Mortgage Corporation	COOK	RIGHTON PARK	60471	03/12/1999	98992	10/12/1999	06/08/2005
GMAC Mortgage Corporation	COOK	HARVEY	60426	03/31/2004	76458	09/29/2004	05/23/2005
GMAC Mortgage Corporation	MCHENRY	CRYSTAL LAKE	60014	07/28/1999	160106	01/22/2003	01/07/2005
GMAC Mortgage Corporation	SANGAMON	SOUTHERN VIEW	62703	12/08/2001	25362	02/02/2005	06/21/2005
Goodfield State Bank	Woodford	Benson	61516	03/22/2000	49000	06/09/2005	
Greater Chicago Bank	COOK	FLOSSMOOR	60422	03/14/1991	76487	05/29/2005	
Green Tree Servicing LLC	COOK	CHICAGO	60623	02/20/2001	8462	02/28/2005	
Green Tree Servicing LLC	MADISON	GODFREY	62035	06/15/2000	41402	02/28/2005	

Statewide Foreclosures for the First Half of 2005

Green Tree Servicing LLC	COOK	CHICAGO	60644	03/21/2000	11608	02/28/2005
Green Tree Servicing LLC	COOK	CHICAGO	60644	11/12/1999	8026	04/30/2005
Green Tree Servicing LLC	MADISON	WOOD RIVER	62095	02/19/1999	6620	05/31/2005
Green Tree Servicing LLC	CHAMPAIGN	CHAMPAIGN	61820	09/29/1998	29385	06/30/2005
Green Tree Servicing LLC	MCHENRY	WONDER LAKE	60097	05/28/1998	51563	02/28/2005
Green Tree Servicing LLC		Decatur	62522	12/29/1999	10576	04/26/2005
Green Tree Servicing LLC		Beason	62512	08/31/1999	11681	01/27/2005
Green Tree Servicing LLC		Urbana	61801	11/14/1998	13375	04/01/2005
Green Tree Servicing LLC		Kankakee	60901	02/18/1999	14949	04/29/2005
Green Tree Servicing LLC		Northlake	60164	03/31/2000	15000	06/09/2005
Green Tree Servicing LLC		Mount Vernon	62864	09/22/2000	17457	04/06/2005
Green Tree Servicing LLC		West Frankfort	62896	06/19/2002	17889	06/08/2005
Green Tree Servicing LLC		Bellwood	60104	10/31/1997	18907	06/20/2005
Green Tree Servicing LLC		NORTHLAKE	60164	03/31/2000	19439	06/09/2005
Green Tree Servicing LLC		Chicago	60636	06/19/1997	19790	03/29/2005
Green Tree Servicing LLC		Belleville	62223	04/24/1999	19822	06/01/2005
Green Tree Servicing LLC		Paris	61944	11/23/1998	22160	04/29/2005
Green Tree Servicing LLC		EAST ST LOUIS	62205	09/30/1996	24582	02/01/2005
Green Tree Servicing LLC		Galesburg	61401	09/16/1998	26235	06/22/2005
Green Tree Servicing LLC		Naperville	60565	12/29/1997	26338	03/02/2005
Green Tree Servicing LLC		Chatham	62629	05/14/1998	28117	03/30/2005
Green Tree Servicing LLC		East Saint Louis	62205	06/26/2000	32326	04/01/2005
Green Tree Servicing LLC		Alton	62002	04/08/1999	33254	05/03/2005
Green Tree Servicing LLC		RIVER GROVE	60171	06/03/1998	33603	06/10/2005
Green Tree Servicing LLC		Cahokia	62206	01/20/2000	35626	04/19/2005
Green Tree Servicing LLC		CHICAGO	60652	04/24/1997	36877	02/16/2005
Green Tree Servicing LLC		Champaign	61820	08/27/1998	37526	06/29/2005
Green Tree Servicing LLC		Rockford	61104	07/30/2001	38373	03/28/2005
Green Tree Servicing LLC		Chicago	60652	06/17/2000	42428	01/11/2005
Green Tree Servicing LLC		Pocahontas	62275	01/31/2001	47653	04/29/2005
Green Tree Servicing LLC		Roodhouse	62082	07/30/1999	48316	04/28/2005
Green Tree Servicing LLC		Peoria	61606	08/23/1999	48673	01/29/2005
Green Tree Servicing LLC		Jacksonville	62650	01/26/2000	49335	04/21/2005
Green Tree Servicing LLC		Decatur	62522	12/29/1999	51005	04/26/2005
Green Tree Servicing LLC		Cahokia	62206	09/18/1997	51255	04/14/2005
Green Tree Servicing LLC		Winnebago	61088	06/05/2000	52362	02/26/2005
Green Tree Servicing LLC		Beason	62512	11/24/1999	54968	01/27/2005
Green Tree Servicing LLC		Springfield	62703	12/27/1999	57451	01/28/2005
Green Tree Servicing LLC		Mattoon	61938	02/29/2000	58181	03/11/2005
Green Tree Servicing LLC		Sterling	61081	12/27/2001	59935	04/28/2005
Green Tree Servicing LLC		Kankakee	60901	07/15/1997	61239	04/25/2005
Green Tree Servicing LLC		Toluca	61369	02/24/2000	64924	01/05/2005
Green Tree Servicing LLC		CHATHAM	62629	04/27/2001	65219	06/29/2005
Green Tree Servicing LLC		Rockford	61115	06/29/1998	67213	04/18/2005
Green Tree Servicing LLC		Mattoon	61938	09/28/1999	68632	03/02/2005
Green Tree Servicing LLC		Brighton	62012	10/31/1999	69561	05/27/2005
Green Tree Servicing LLC		Rockford	61103	03/30/1999	69973	06/01/2005
Green Tree Servicing LLC		Chicago	60617	08/19/2000	73366	06/22/2005
Green Tree Servicing LLC		Markham	60426	01/31/2000	73874	03/22/2005
Green Tree Servicing LLC		Hazel Crest	60429	08/31/1999	74370	04/07/2005
Green Tree Servicing LLC		Armington	61721	01/04/2000	74603	05/12/2005
Green Tree Servicing LLC		Rock Island	61201	01/31/2000	75517	03/04/2005
Green Tree Servicing LLC		Smithton	62285	08/14/2000	78151	01/20/2005
Green Tree Servicing LLC		Peoria	61615	01/11/2000	78570	04/30/2005
Green Tree Servicing LLC		Alhambra	62001	09/28/1999	79295	04/15/2005
Green Tree Servicing LLC		Rantoul	61866	08/31/2001	80975	02/09/2005
Green Tree Servicing LLC		Urbana	61801	10/31/1998	81113	04/01/2005
Green Tree Servicing LLC		Bellwood	60104	10/31/1997	83682	06/20/2005

Statewide Foreclosures for the First Half of 2005

Green Tree Servicing LLC		Chicago	60620	04/13/1999	88877	03/29/2005
Green Tree Servicing LLC		Markham	60426	07/31/2000	91973	06/27/2005
Green Tree Servicing LLC		Rockford	61108	05/15/2000	92619	02/17/2005
Green Tree Servicing LLC		Country Club Hills	60478	11/04/1999	95579	06/22/2005
Green Tree Servicing LLC		Harvard	60033	07/19/1999	96168	01/27/2005
Green Tree Servicing LLC		Belleville	62223	12/31/2001	97687	01/24/2005
Green Tree Servicing LLC		Colona	61241	02/25/2000	100362	01/04/2005
Green Tree Servicing LLC		CHICAGO	60617	12/31/1997	102347	05/06/2005
Green Tree Servicing LLC		Maywood	60153	10/23/1998	106310	02/01/2005
Green Tree Servicing LLC		Chicago	60620	06/19/2000	108988	05/11/2005
Green Tree Servicing LLC		Riverdale	60827	09/11/1999	109337	04/21/2005
Green Tree Servicing LLC		Crete	60417	07/31/2000	114257	06/17/2005
Green Tree Servicing LLC		Waukegan	60085	11/30/1999	117900	01/12/2005
Green Tree Servicing LLC		Chicago	60652	12/01/1999	120023	04/14/2005
Green Tree Servicing LLC		Bellwood	60104	07/30/1999	120269	05/02/2005
Green Tree Servicing LLC		Bellwood	60104	05/04/2000	128801	01/13/2005
Green Tree Servicing LLC		Chicago	60619	11/23/1999	143509	05/02/2005
Green Tree Servicing LLC		Chatham	62629	05/14/1998	147193	03/30/2005
Green Tree Servicing LLC		Naperville	60565	12/29/1997	179790	03/02/2005
Green Tree Servicing LLC	EDGAR	PARIS	61944	09/09/1998	31812	02/28/2005
Green Tree Servicing LLC	LAKE	MUNDELEIN	60060	08/14/1998	41380	05/31/2005
Green Tree Servicing LLC	FAYETTE	SAINT ELMO	62458	08/19/1998	50563	01/31/2005
Green Tree Servicing LLC		Mattoon	61938	06/19/2000	9833	04/13/2005
Green Tree Servicing LLC		Marion	62959	09/22/1997	12550	06/22/2005
Green Tree Servicing LLC		Chicago	60629	04/30/2000	13792	05/31/2005
Green Tree Servicing LLC		Neoga	62447	08/31/2000	15938	05/11/2005
Green Tree Servicing LLC		Monmouth	61462	04/21/2000	19880	02/16/2005
Green Tree Servicing LLC		Marion	62959	09/22/1997	26086	06/22/2005
Green Tree Servicing LLC		Alton	62002	06/04/1999	26459	02/11/2005
Green Tree Servicing LLC		Danville	61832	09/19/2000	34728	02/23/2005
Green Tree Servicing LLC		Kewanee	61443	08/31/2000	35972	06/22/2005
Green Tree Servicing LLC		East Saint Louis	62203	07/14/1999	38232	02/03/2005
Green Tree Servicing LLC		Coulterville	62237	07/10/2002	39113	06/21/2005
Green Tree Servicing LLC		Collinsville	62234	10/14/1999	39193	05/24/2005
Green Tree Servicing LLC		Decatur	62521	09/23/1999	39975	05/11/2005
Green Tree Servicing LLC		Rockford	61108	04/15/1999	44291	06/27/2005
Green Tree Servicing LLC		Gillespie	62033	01/29/2002	44534	05/06/2005
Green Tree Servicing LLC		CHICAGO	60636	04/06/1999	45987	05/10/2005
Green Tree Servicing LLC		Granite City	62040	02/28/2001	48611	05/26/2005
Green Tree Servicing LLC		Clinton	61727	03/26/2001	53444	03/25/2005
Green Tree Servicing LLC		Altamont	62411	12/21/1999	55149	06/17/2005
Green Tree Servicing LLC		Urnana	61802	03/12/1998	55810	04/08/2005
Green Tree Servicing LLC		Maywood	60153	10/30/1999	56032	03/29/2005
Green Tree Servicing LLC		Lincoln	62656	01/15/1999	56524	03/22/2005
Green Tree Servicing LLC		Danville	61832	02/27/2001	57062	01/31/2005
Green Tree Servicing LLC		Springfield	62703	03/30/1998	65059	01/28/2005
Green Tree Servicing LLC		Peoria	61606	10/31/2000	65496	05/05/2005
Green Tree Servicing LLC		Leaf River	61047	10/19/1999	66910	04/11/2005
Green Tree Servicing LLC		Chicago	60628	04/06/2002	66951	02/08/2005
Green Tree Servicing LLC		Bloomington	61701	04/30/2001	67318	05/12/2005
Green Tree Servicing LLC		Belleville	62226	08/29/2001	69131	06/29/2005
Green Tree Servicing LLC		Mattoon	61938	06/19/2000	71400	04/13/2005
Green Tree Servicing LLC		Neoga	62447	08/31/2000	76908	05/11/2005
Green Tree Servicing LLC		Shipman	62685	02/16/2000	86618	04/11/2005
Green Tree Servicing LLC		Dolton	60419	02/18/2000	95213	03/08/2005
Green Tree Servicing LLC		RIVERDALE	60827	05/30/2000	111855	05/11/2005
Green Tree Servicing LLC		Chicago	60629	04/30/2000	143048	05/27/2005
Green Tree Servicing LLC		Troy	62294	10/31/1999	148124	04/05/2005

Statewide Foreclosures for the First Half of 2005

Green Tree Servicing LLC		Chicago	60620	04/30/2000	198075	05/17/2005	
Green Tree Servicing LLC	VERMILLION	DANVILLE	61834	11/01/1996	67131	03/07/2005	
Green Tree Servicing LLC	FAYETTE	EDGEWOOD	62426	08/09/1999	67786	08/09/1999	
Green Tree Servicing LLC	WHITESIDE	ALBANY	61230	10/18/1993	29569	01/27/2005	
Green Tree Servicing LLC	COLES	OAKLAND	61943	08/31/1993	26741	04/25/2005	
Green Tree Servicing LLC	JOHNSON	TUNNEL HILL	62991	10/25/1996	29513	01/17/2005	
Green Tree Servicing LLC	JERSEY	JERSEYVILLE	62052	03/29/1999	95681	03/26/2005	
Green Tree Servicing LLC	PERRY	WILLISVILLE	62997	07/05/2000	76197	02/09/2005	
Green Tree Servicing LLC	VERMILLION	DANVILLE	61832	01/17/2001	71614	04/23/2005	
Green Tree Servicing LLC	WILLIAMSON	STONEFORT	62987	03/21/2001	54194	04/23/2005	
Green Tree Servicing LLC	RICHLAND	CLAREMONT	62421	05/31/2001	17378	05/31/2005	
Green Tree Servicing LLC	LAWRENCE	LAWRENCEVILLE	62439	12/13/2000	76182	06/16/2005	
Green Tree Servicing LLC	MACOUPIN	GILLESPIE	62033	07/31/2000	90472	02/25/2005	
Green Tree Servicing LLC	MADISON	MADISON	62060	10/17/2000	56009	02/26/2005	
Green Tree Servicing LLC	MONTGOMERY	WALSHVILLE	62091	09/28/2000	66179	02/19/2005	
Green Tree Servicing LLC	SAINT CLAIR	CENTREVILLE	62203	10/04/2000	81585	06/30/2005	
Green Tree Servicing LLC	SAINT CLAIR	FAIRVIEW HEIGHTS	62208	12/30/1999	108787	04/27/2005	
Green Tree Servicing LLC	WASHINGTON	NASHVILLE	62263	05/14/1999	71466	02/25/2005	
Green Tree Servicing LLC	MADISON	TROY	62294	12/31/1996	56593	03/12/2005	
Green Tree Servicing LLC	JASPER	NEWTON	62448	10/05/2000	65242	06/29/2005	
Green Tree Servicing LLC	CHRISTIAN	DANA	62557	08/23/2001	60173	03/31/2005	
Green Tree Servicing LLC	FRANKLIN	BENTON	62812	12/28/1999	75610	03/26/2005	
Grundy Bank	Will	Wilmington	60481	09/18/2003	173000	05/17/2005	
Heartland Bank and Trust Company	McLean	Bloomington	61704	04/24/2001	158036	09/20/2004	
Heartland Bank and Trust Company	Tazewell	Pekin	61554	04/13/1995	23981	05/09/2005	
Heartland Bank and Trust Company	Woodford	Benson	61516	11/10/1998	38379	02/23/2005	03/21/2005
Heritage Community Bank	Cook	Flossmoor	60422	02/14/2004	141000	09/07/2004	06/20/2005
Herrin Security Bank	Franklin	Zeigler	62999	03/08/2004	55587	02/02/2005	
Herrin Security Bank	Saline	Harrisburg	62999	11/02/2004	15671	04/27/2005	
Herrin Security Bank	Saline	Eldorado	62930	07/02/2004	10000	04/27/2005	
HomeComings Financial Network, Inc.	Peoria	Elmwood	61529	08/31/2000	27423	07/20/2004	03/18/2005
HomeComings Financial Network, Inc.	Knox	Galesburg	61401	01/27/2000	65035	09/21/2004	05/18/2005
HomeComings Financial Network, Inc.	Kane	Elgin	60123	11/22/2000	121300	08/02/2002	01/13/2005
HomeComings Financial Network, Inc.	Cook	Chicago	60620	10/17/2000	117209	10/03/2002	03/07/2005
HomeComings Financial Network, Inc.	Cook	Dolton	60419	01/12/2001	116751	02/14/2003	01/07/2005
HomeComings Financial Network, Inc.	Cook	Chicago	60636	11/15/2000	48172	06/17/2004	02/15/2005
HomeComings Financial Network, Inc.	Marion	Kell	62853	02/16/2001	24368	05/14/2003	06/14/2005
HomeComings Financial Network, Inc.	Kane	Aurora	60505	03/23/2001	145506	12/08/2003	04/07/2005
HomeComings Financial Network, Inc.	Kane	Saint Charles	60175	03/09/2001	165525	01/06/2003	06/23/2005
HomeComings Financial Network, Inc.	Cook	Chicago	60628	03/24/2001	59025	02/18/2004	01/25/2005
HomeComings Financial Network, Inc.	Cook	Chicago	60609	03/24/2001	74799	02/18/2004	02/10/2005
HomeComings Financial Network, Inc.	Cook	Chicago	60649	03/24/2001	113114	12/18/2003	03/21/2005
HomeComings Financial Network, Inc.	Cook	Chicago	60643	03/14/2001	50202	09/02/2004	05/16/2005
HomeComings Financial Network, Inc.	Cook	Chicago	60620	04/06/2001	75790	01/18/2002	02/10/2005
HomeComings Financial Network, Inc.	Cook	Dolton	60419	04/13/2001	105695	08/13/2002	02/21/2005
HomeComings Financial Network, Inc.	Cook	Richton Park	60471	04/18/2001	78037	09/08/2004	03/28/2005
HomeComings Financial Network, Inc.	Will	Lockport	60441	05/18/2001	118129	07/29/2003	01/26/2005
HomeComings Financial Network, Inc.	Cook	Chicago	60619	05/11/2001	166031	12/04/2003	06/20/2005
HomeComings Financial Network, Inc.	Cook	Oak Forest	60452	06/29/2001	144407	12/11/2003	06/02/2005
HomeComings Financial Network, Inc.	Winnebago	Loves Park	61111	05/24/2001	113356	12/24/2003	03/28/2005
HomeComings Financial Network, Inc.	Cook	Chicago	60644	06/26/2001	75906	05/26/2004	01/31/2005
HomeComings Financial Network, Inc.	Rock Island	Milan	61264	07/25/2001	75492	08/17/2004	04/05/2005
HomeComings Financial Network, Inc.	Union	Cobden	62920	08/16/2001	65599	02/02/2004	04/20/2005
HomeComings Financial Network, Inc.	Cook	Riverdale	60827	07/24/2001	76995	05/24/2004	06/03/2005
HomeComings Financial Network, Inc.	Du Page	Aurora	60504	07/25/2001	221478	03/24/2003	02/03/2005
HomeComings Financial Network, Inc.	Saint Clair	O Fallon	62269	08/24/2001	146257	03/11/2003	04/15/2005
HomeComings Financial Network, Inc.	Will	Joliet	60431	09/26/2001	149509	08/09/2002	01/19/2005
HomeComings Financial Network, Inc.	Cook	Chicago	60652	09/20/2001	143080	08/11/2003	04/14/2005

Statewide Foreclosures for the First Half of 2005

HomeComings Financial Network, Inc.	Cook	Chicago	60620	02/20/2001	96541	03/14/2002	03/07/2005
HomeComings Financial Network, Inc.	Cook	Chicago	60605	09/20/2001	165406	11/05/2003	05/17/2005
HomeComings Financial Network, Inc.	Cook	Homewood	60430	10/05/2001	84253	10/06/2003	03/07/2005
HomeComings Financial Network, Inc.	Cook	Dolton	60419	10/12/2001	79818	08/09/2002	03/03/2005
HomeComings Financial Network, Inc.	Winnebago	Rockford	61107	11/30/2001	68577	10/11/2004	04/22/2005
HomeComings Financial Network, Inc.	Will	Crete	60417	12/07/2001	210686	05/22/2003	04/06/2005
HomeComings Financial Network, Inc.	Cook	Chicago	60624	11/30/2001	122030	05/09/2003	01/21/2005
HomeComings Financial Network, Inc.	Knox	Wataga	61488	12/18/2001	42590	11/22/2002	03/29/2005
HomeComings Financial Network, Inc.	Marion	Centralia	62801	12/11/2001	55900	11/23/2004	04/12/2005
HomeComings Financial Network, Inc.	Cook	Chicago	60628	12/28/2001	90507	09/22/2003	05/20/2005
HomeComings Financial Network, Inc.	Vermilion	Danville	61832	01/25/2002	32010	08/11/2004	06/16/2005
HomeComings Financial Network, Inc.	Cook	Chicago	60609	01/04/2002	79149	02/18/2004	03/03/2005
HomeComings Financial Network, Inc.	Iroquois	Cissna Park	60924	01/25/2002	67055	12/17/2003	02/23/2005
HomeComings Financial Network, Inc.	Cook	Chicago	60621	01/31/2002	88354	02/17/2004	05/06/2005
HomeComings Financial Network, Inc.	Cook	Harvey	60426	01/29/2002	72790	07/15/2002	01/10/2005
HomeComings Financial Network, Inc.	Cook	Harvey	60426	12/22/2001	70400	01/12/2004	04/15/2005
HomeComings Financial Network, Inc.	Madison	Granite City	62040	02/28/2002	44740	05/21/2003	06/06/2005
HomeComings Financial Network, Inc.	Macon	Decatur	62526	03/22/2002	53413	05/11/2004	01/04/2005
HomeComings Financial Network, Inc.	Cook	Harvey	60426	03/27/2002	39639	07/14/2004	03/16/2005
HomeComings Financial Network, Inc.	Cook	Palos Heights	60463	03/14/2002	497036	06/13/2003	04/25/2005
HomeComings Financial Network, Inc.	Cook	Hometown	60456	02/08/2002	196364	10/04/2002	05/27/2005
HomeComings Financial Network, Inc.	Winnebago	Rockford	61103	04/16/2002	64267	05/12/2003	03/16/2005
HomeComings Financial Network, Inc.	Cook	Chicago	60620	03/29/2002	80732	03/28/2003	02/07/2005
HomeComings Financial Network, Inc.	Lake	North Chicago	60064	04/15/2002	108246	06/30/2003	04/29/2005
HomeComings Financial Network, Inc.	Edgar	Metcalf	61940	05/06/2002	35801	12/30/2003	06/07/2005
HomeComings Financial Network, Inc.	Cook	Chicago	60617	04/08/2002	119313	09/17/2004	05/17/2005
HomeComings Financial Network, Inc.	Winnebago	Rockford	61101	04/26/2002	45564	02/18/2004	01/21/2005
HomeComings Financial Network, Inc.	Sangamon	Springfield	62702	04/30/2002	63055	03/29/2004	02/22/2005
HomeComings Financial Network, Inc.	Rock Island	Moline	61265	05/15/2002	57064	08/17/2004	04/05/2005
HomeComings Financial Network, Inc.	Cook	Chicago	60652	06/07/2002	143104	01/23/2004	01/25/2005
HomeComings Financial Network, Inc.	Cook	Harvey	60426	06/14/2002	63909	09/15/2004	05/11/2005
HomeComings Financial Network, Inc.	Saint Clair	Belleville	62226	06/21/2002	62257	05/10/2004	01/26/2005
HomeComings Financial Network, Inc.	Will	Lockport	60441	06/28/2002	119650	07/21/2004	03/30/2005
HomeComings Financial Network, Inc.	Cook	Maywood	60153	07/01/2002	95237	02/13/2004	02/21/2005
HomeComings Financial Network, Inc.	Cook	Chicago	60628	07/09/2002	59582	01/30/2004	02/03/2005
HomeComings Financial Network, Inc.	Cook	Blue Island	60406	07/31/2002	135407	06/10/2003	01/13/2005
HomeComings Financial Network, Inc.	Cook	Harvey	60426	08/28/2002	66600	01/27/2003	02/07/2005
HomeComings Financial Network, Inc.	Cook	Chicago	60643	08/15/2002	49188	09/30/2004	06/09/2005
HomeComings Financial Network, Inc.	Cook	Chicago	60620	07/16/2002	63903	11/25/2002	05/16/2005
HomeComings Financial Network, Inc.	Cook	Bellwood	60104	08/14/2002	165262	11/03/2003	01/20/2005
HomeComings Financial Network, Inc.	Cook	Chicago	60612	08/02/2002	487273	11/20/2003	06/09/2005
HomeComings Financial Network, Inc.	Winnebago	Rockford	61103	08/30/2002	49249	10/23/2003	06/13/2005
HomeComings Financial Network, Inc.	Winnebago	Rockford	61104	09/17/2002	63767	08/30/2004	05/19/2005
HomeComings Financial Network, Inc.	Logan	Lincoln	62656	09/03/2002	55159	09/13/2004	04/19/2005
HomeComings Financial Network, Inc.	Dewitt	Farmer City	61842	09/27/2002	91853	04/21/2004	03/28/2005
HomeComings Financial Network, Inc.	Rock Island	Rock Island	61201	09/27/2002	34644	06/17/2004	03/18/2005
HomeComings Financial Network, Inc.	Cook	Richton Park	60471	10/02/2002	186429	05/21/2004	01/18/2005
HomeComings Financial Network, Inc.	Cook	Chicago	60620	10/11/2002	80106	11/06/2003	05/04/2005
HomeComings Financial Network, Inc.	Rock Island	Milan	61264	09/06/2002	57670	05/20/2004	02/18/2005
HomeComings Financial Network, Inc.	Cook	Dolton	60419	10/22/2002	65225	09/22/2003	04/05/2005
HomeComings Financial Network, Inc.	Winnebago	Machesney Park	61115	10/24/2002	121760	10/18/2004	06/16/2005
HomeComings Financial Network, Inc.	Cook	Dolton	60419	10/30/2002	81852	10/20/2004	06/30/2005
HomeComings Financial Network, Inc.	Mercer	Keithsburg	61442	10/21/2002	59678	06/17/2004	03/03/2005
HomeComings Financial Network, Inc.	Cook	Chicago	60622	09/16/2002	170281	11/17/2003	02/24/2005
HomeComings Financial Network, Inc.	Franklin	Benton	62812	10/18/2002	49022	10/29/2004	06/21/2005
HomeComings Financial Network, Inc.	Madison	Alton	62002	07/29/2002	38419	06/08/2004	02/16/2005
HomeComings Financial Network, Inc.	Saint Clair	Belleville	62221	11/15/2002	121080	03/05/2004	01/05/2005
HomeComings Financial Network, Inc.	Cook	Berkeley	60163	11/12/2002	122261	09/20/2004	05/18/2005

Statewide Foreclosures for the First Half of 2005

HomeComings Financial Network, Inc.	Sangamon	Springfield	62702	12/09/2002	33198	06/10/2004	01/11/2005
HomeComings Financial Network, Inc.	Saint Clair	East Saint Louis	62206	10/22/2002	48167	07/13/2004	03/23/2005
HomeComings Financial Network, Inc.	Rock Island	Moline	61265	12/12/2002	60077	07/29/2004	06/10/2005
HomeComings Financial Network, Inc.	Kankakee	Kankakee	60901	12/17/2002	63370	11/12/2004	06/08/2005
HomeComings Financial Network, Inc.	Cook	Harvey	60426	12/10/2002	108957	07/26/2004	03/30/2005
HomeComings Financial Network, Inc.	Cook	Chicago	60659	12/05/2002	353400	04/25/2003	02/08/2005
HomeComings Financial Network, Inc.	Macon	Decatur	62522	12/20/2002	83602	09/17/2004	04/19/2005
HomeComings Financial Network, Inc.	Cook	Chicago	60644	02/06/2003	119397	07/07/2004	03/09/2005
HomeComings Financial Network, Inc.	Will	Naperville	60564	01/31/2003	497881	11/03/2003	03/09/2005
HomeComings Financial Network, Inc.	Lake	Lake Villa	60046	02/14/2003	159418	01/06/2004	04/22/2005
HomeComings Financial Network, Inc.	Cook	Calumet City	60409	03/28/2003	76410	07/14/2004	04/01/2005
HomeComings Financial Network, Inc.	Cook	Harvey	60426	02/28/2003	76619	07/15/2004	03/15/2005
HomeComings Financial Network, Inc.	Cook	Alsip	60803	03/12/2003	89614	04/16/2004	02/21/2005
HomeComings Financial Network, Inc.	Peoria	Peoria	61603	04/07/2003	31120	12/10/2003	02/03/2005
HomeComings Financial Network, Inc.	Cook	Park Forest	60466	02/28/2003	80294	03/19/2004	03/14/2005
HomeComings Financial Network, Inc.	Peoria	Peoria	61604	04/08/2003	29934	01/20/2004	06/01/2005
HomeComings Financial Network, Inc.	McLean	Bloomington	61701	04/22/2003	107259	09/01/2004	05/04/2005
HomeComings Financial Network, Inc.	Mason	Manito	61546	04/15/2003	54730	09/07/2004	05/02/2005
HomeComings Financial Network, Inc.	Henry	Andover	61233	04/25/2003	75892	08/23/2004	04/19/2005
HomeComings Financial Network, Inc.	Franklin	Christopher	62822	04/25/2003	59497	08/31/2004	02/03/2005
HomeComings Financial Network, Inc.	Cook	Park Forest	60466	04/07/2003	137167	03/22/2004	05/12/2005
HomeComings Financial Network, Inc.	Cook	Hickory Hills	60457	05/08/2003	127081	06/17/2004	02/15/2005
HomeComings Financial Network, Inc.	Cook	Chicago	60623	03/05/2003	197298	08/30/2004	01/18/2005
HomeComings Financial Network, Inc.	Cook	Steger	60475	05/20/2003	91271	10/25/2004	06/27/2005
HomeComings Financial Network, Inc.	McHenry	Wonder Lake	60097	05/16/2003	97341	05/11/2004	03/10/2005
HomeComings Financial Network, Inc.	Cook	Chicago	60628	06/20/2003	84712	10/21/2004	06/29/2005
HomeComings Financial Network, Inc.	Lake	Lake Zurich	60047	07/15/2003	219852	12/16/2003	01/07/2005
HomeComings Financial Network, Inc.	Winnebago	Machesney Park	61115	07/22/2003	71586	08/24/2004	05/17/2005
HomeComings Financial Network, Inc.	Cook	Lansing	60438	07/17/2003	155098	08/09/2004	04/21/2005
HomeComings Financial Network, Inc.	Cook	Park Forest	60466	07/25/2003	82066	09/08/2004	05/04/2005
HomeComings Financial Network, Inc.	Tazewell	Pekin	61554	08/14/2003	78637	09/20/2004	06/13/2005
HomeComings Financial Network, Inc.	Cook	Glenwood	60425	08/08/2003	139214	09/13/2004	06/06/2005
HomeComings Financial Network, Inc.	Fulton	Canton	61520	08/13/2003	43940	02/18/2004	01/04/2005
HomeComings Financial Network, Inc.	Cook	Chicago	60643	08/28/2003	118427	04/16/2004	02/22/2005
HomeComings Financial Network, Inc.	Will	Crete	60417	09/24/2003	214183	07/19/2004	05/04/2005
HomeComings Financial Network, Inc.	Cook	Riverdale	60827	09/29/2003	98864	05/26/2004	01/31/2005
HomeComings Financial Network, Inc.	Cook	Chicago Heights	60411	09/26/2003	74713	08/02/2004	03/30/2005
HomeComings Financial Network, Inc.	Cook	Chicago	60651	08/11/2003	182039	06/16/2004	04/25/2005
HomeComings Financial Network, Inc.	Cook	Chicago	60643	10/17/2003	350000	02/18/2004	02/07/2005
HomeComings Financial Network, Inc.	Cook	Chicago	60636	09/24/2003	109011	04/22/2004	02/21/2005
HomeComings Financial Network, Inc.	Lake	Waukegan	60085	09/30/2003	236234	07/27/2004	05/13/2005
HomeComings Financial Network, Inc.	Cook	Chicago	60643	10/23/2003	134378	08/30/2004	04/19/2005
HomeComings Financial Network, Inc.	McHenry	McHenry	60050	10/29/2003	251884	03/15/2004	01/14/2005
HomeComings Financial Network, Inc.	Cook	Chicago	60623	10/31/2003	174989	09/27/2004	05/24/2005
HomeComings Financial Network, Inc.	Cook	Steger	60475	10/14/2003	73426	05/26/2004	06/08/2005
HomeComings Financial Network, Inc.	Cook	Harvey	60426	09/26/2003	72727	09/20/2004	05/23/2005
HomeComings Financial Network, Inc.	McLean	Lexington	61753	10/09/2003	56821	07/01/2004	06/01/2005
HomeComings Financial Network, Inc.	Cook	Chicago	60617	09/30/2003	93656	10/18/2004	05/04/2005
HomeComings Financial Network, Inc.	Effingham	Dieterich	62424	10/31/2003	60177	05/18/2004	02/28/2005
HomeComings Financial Network, Inc.	Macon	Decatur	62521	11/07/2003	50715	10/18/2004	06/28/2005
HomeComings Financial Network, Inc.	Cook	Chicago	60610	10/27/2003	247313	05/03/2004	02/10/2005
HomeComings Financial Network, Inc.	Cook	Chicago	60619	11/25/2003	259505	06/16/2004	04/05/2005
HomeComings Financial Network, Inc.	Cook	Chicago	60641	12/01/2003	241373	09/13/2004	05/04/2005
HomeComings Financial Network, Inc.	Cook	Chicago	60619	10/22/2003	104872	06/11/2004	02/04/2005
HomeComings Financial Network, Inc.	Cook	Chicago	60624	12/24/2003	316962	09/20/2004	05/10/2005
HomeComings Financial Network, Inc.	Cook	Richton Park	60471	12/05/2003	139264	07/29/2004	04/08/2005
HomeComings Financial Network, Inc.	Cook	Cicero	60804	12/17/2003	193524	08/25/2004	06/10/2005
HomeComings Financial Network, Inc.	Cook	South Holland	60473	12/30/2003	146622	08/11/2004	04/20/2005

Statewide Foreclosures for the First Half of 2005

HomeComings Financial Network, Inc.	Cook	Chicago	60628	01/02/2004	104386	09/15/2004	04/11/2005
HomeComings Financial Network, Inc.	Cook	Lincolnwood	60712	01/23/2004	323950	05/24/2004	01/27/2005
HomeComings Financial Network, Inc.	Cook	Chicago	60651	01/08/2004	298426	08/27/2004	06/03/2005
HomeComings Financial Network, Inc.	Cook	Chicago	60636	02/06/2004	168484	10/11/2004	05/03/2005
HomeComings Financial Network, Inc.	Cook	Blue Island	60406	01/09/2004	183853	01/21/2005	05/09/2005
HomeComings Financial Network, Inc.	Cook	Chicago	60621	02/13/2004	242056	07/12/2004	03/28/2005
HomeComings Financial Network, Inc.	Cook	Calumet City	60409	02/18/2004	94237	10/20/2004	06/20/2005
HomeComings Financial Network, Inc.	Cook	Matteson	60443	01/30/2004	279539	08/13/2004	04/06/2005
HomeComings Financial Network, Inc.	Cook	Chicago	60628	03/18/2004	155000	07/28/2004	03/21/2005
HomeComings Financial Network, Inc.	Cook	Country Club Hills	60478	03/08/2004	287802	08/27/2004	05/18/2005
HomeComings Financial Network, Inc.	Cook	Chicago	60609	02/26/2004	146909	02/24/2005	06/20/2005
HomeComings Financial Network, Inc.	Cook	Evanston	60201	04/02/2004	238000	07/29/2004	04/06/2005
HomeComings Financial Network, Inc.	Cook	Schaumburg	60193	01/27/2004	158682	09/16/2004	05/17/2005
HomeComings Financial Network, Inc.	Knox	East Galesburg	61430	05/10/2004	80043	01/27/2005	06/27/2005
HomeComings Financial Network, Inc.	Winnebago	Rockford	61103	05/12/2004	54966	09/16/2004	05/17/2005
HomeComings Financial Network, Inc.	Will	Bolingbrook	60440	03/26/2004	173826	09/16/2004	05/25/2005
HomeComings Financial Network, Inc.	Cook	Chicago	60617	08/12/1999	144369	07/22/2003	01/24/2005
HomeComings Financial Network, Inc.	Massac	Metropolis	62960	03/11/1998	45039	09/08/2004	05/18/2005
HomeComings Financial Network, Inc.	Cook	Hazel Crest	60429	04/15/1999	101035	09/26/2000	01/20/2005
HomeComings Financial Network, Inc.	Clark	Casey	62420	05/10/1999	30239	12/05/2002	04/26/2005
HomeComings Financial Network, Inc.	Logan	Lincoln	62656	06/22/1999	24702	04/15/2004	03/23/2005
HomeComings Financial Network, Inc.	Lake	Waukegan	60085	06/30/1999	127086	05/17/2002	05/06/2005
HomeComings Financial Network, Inc.	Cook	Chicago	60643	07/23/1999	76895	05/25/2004	01/20/2005
HomeComings Financial Network, Inc.	Saint Clair	East Saint Louis	62206	03/16/2004	50243	10/22/2004	04/19/2005
HomeComings Financial Network, Inc.	Cook	Chicago	60617	06/30/2000	109548	12/29/2000	02/18/2005
HomeComings Financial Network, Inc.	Cook	Chicago	60636	06/22/2001	72443	09/27/2004	06/03/2005
HomeComings Financial Network, Inc.	Tazewell	East Peoria	61611	06/19/2002	203341	04/30/2003	04/04/2005
HomeComings Financial Network, Inc.	Cook	Glenwood	60425	08/06/2002	142703	06/01/2004	01/24/2005
HomeComings Financial Network, Inc.	Lake	Winthrop Harbor	60096	09/27/2002	182808	02/18/2004	04/22/2005
HomeComings Financial Network, Inc.	Cook	Thornton	60476	11/26/2002	77205	12/22/2004	05/02/2005
HomeComings Financial Network, Inc.	Rock Island	Moline	61265	03/05/2003	73977	07/07/2004	06/24/2005
HomeComings Financial Network, Inc.	McHenry	Wonder Lake	60097	10/18/2003	111530	09/07/2004	04/15/2005
HomeComings Financial Network, Inc.	Cook	Chicago	60609	03/24/2004	151856	09/28/2004	06/28/2005
HomeComings Financial Network, Inc.	Winnebago	Rockford	61108	09/02/2003	65384	02/23/2005	06/07/2005
HomeComings Financial Network, Inc.	Cook	Chicago Heights	60411	01/19/2000	37920	11/04/2003	04/25/2005
HomeComings Financial Network, Inc.	Cook	Chicago	60636	05/08/2000	63808	06/15/2001	04/27/2005
HomeComings Financial Network, Inc.	Macon	Decatur	62521	10/06/2000	51855	06/16/2004	03/01/2005
HomeComings Financial Network, Inc.	Kankakee	Bradley	60915	12/13/2001	73551	07/07/2004	04/05/2005
HomeComings Financial Network, Inc.	Kankakee	Kankakee	60901	07/10/2002	79438	04/12/2004	02/02/2005
HomeComings Financial Network, Inc.	Cook	Chicago	60619	07/17/2002	110825	10/02/2003	02/11/2005
HomeComings Financial Network, Inc.	Cook	Maywood	60153	09/19/2002	123670	01/05/2004	02/07/2005
HomeComings Financial Network, Inc.	Cook	Chicago	60649	11/27/2002	161538	07/21/2003	06/07/2005
HomeComings Financial Network, Inc.	Cook	Country Club Hills	60478	05/07/2003	157914	10/07/2003	02/02/2005
HomeComings Financial Network, Inc.	Hancock	Hamilton	62341	03/28/2003	69966	02/13/2004	02/17/2005
HomeComings Financial Network, Inc.	Cook	Chicago	60623	06/10/2003	57598	09/02/2004	04/04/2005
HomeComings Financial Network, Inc.	Cook	Chicago	60637	01/23/2004	178260	07/12/2004	03/15/2005
HomeComings Financial Network, Inc.	Cook	Calumet City	60409	03/19/2004	78946	08/26/2004	05/06/2005
HomeComings Financial Network, Inc.	Will	Braidwood	60408	10/21/2003	114195	01/06/2005	
HomeComings Financial Network, Inc.	Cook	Hickory Hills	60457	10/22/2003	264613	01/06/2005	
HomeComings Financial Network, Inc.	Kendall	Oswego	60543	11/21/2001	192882	01/06/2005	
HomeComings Financial Network, Inc.	Kane	Carpentersville	60110	10/21/2000	51698	01/07/2005	
HomeComings Financial Network, Inc.	Cook	Chicago	60621	12/04/2003	59609	01/10/2005	
HomeComings Financial Network, Inc.	Peoria	Peoria	61603	06/18/2003	78175	01/11/2005	
HomeComings Financial Network, Inc.	Iroquois	Watseka	60970	05/14/2004	123791	01/12/2005	
HomeComings Financial Network, Inc.	Peoria	Peoria	61614	06/23/2004	118584	01/12/2005	
HomeComings Financial Network, Inc.	Kane	Gilberts	60136	06/28/2002	228984	01/12/2005	
HomeComings Financial Network, Inc.	Kane	Hampshire	60140	12/20/2002	98561	01/12/2005	09/08/2005
HomeComings Financial Network, Inc.	Johnson	Vienna	62995	04/06/2004	45780	01/12/2005	

Statewide Foreclosures for the First Half of 2005

HomeComings Financial Network, Inc.	Henry	Cambridge	61238	06/11/2004	154347	01/13/2005
HomeComings Financial Network, Inc.	Greene	Roodhouse	62082	08/30/2002	39196	01/13/2005
HomeComings Financial Network, Inc.	Cook	Chicago	60621	11/20/2003	171013	01/14/2005
HomeComings Financial Network, Inc.	Champaign	Champaign	61820	03/03/2003	71190	01/14/2005
HomeComings Financial Network, Inc.	Cook	Harvey	60426	08/23/2002	69076	01/14/2005
HomeComings Financial Network, Inc.	Cook	Tinley Park	60477	08/06/2004	172903	01/18/2005
HomeComings Financial Network, Inc.	Will	Plainfield	60544	05/20/2004	121214	01/18/2005
HomeComings Financial Network, Inc.	Lake	Round Lake	60073	05/24/2002	119820	01/18/2005
HomeComings Financial Network, Inc.	Montgomery	Witt	62094	01/30/2003	34726	01/18/2005
HomeComings Financial Network, Inc.	Cook	Chicago	60620	06/03/2003	118722	01/19/2005
HomeComings Financial Network, Inc.	Du Page	Addison	60101	03/14/2003	218075	01/19/2005
HomeComings Financial Network, Inc.	Winnebago	Rockford	61109	01/30/2004	53793	01/19/2005
HomeComings Financial Network, Inc.	Cook	Homewood	60430	10/17/2003	186826	01/19/2005
HomeComings Financial Network, Inc.	Cook	Maywood	60153	06/11/2004	174702	01/19/2005
HomeComings Financial Network, Inc.	Cook	Chicago Heights	60411	07/17/2003	87342	01/19/2005
HomeComings Financial Network, Inc.	Du Page	Bartlett	60103	10/27/2003	191418	01/19/2005
HomeComings Financial Network, Inc.	Cook	Chicago	60628	06/01/2001	104955	01/19/2005
HomeComings Financial Network, Inc.	Franklin	West Frankfort	62896	08/07/2002	41565	01/19/2005
HomeComings Financial Network, Inc.	Cook	Chicago Heights	60411	06/24/2003	118963	01/19/2005
HomeComings Financial Network, Inc.	Cook	Chicago	60616	10/27/2003	185178	01/19/2005
HomeComings Financial Network, Inc.	Cook	Harvey	60426	01/14/2004	66866	01/19/2005
HomeComings Financial Network, Inc.	Cook	Chicago	60617	09/06/2002	70059	01/20/2005
HomeComings Financial Network, Inc.	Madison	Wood River	62095	05/07/2003	70451	01/20/2005
HomeComings Financial Network, Inc.	Madison	Highland	62249	05/04/2001	85119	01/20/2005
HomeComings Financial Network, Inc.	Cook	Oak Lawn	60453	03/23/2004	165477	01/20/2005
HomeComings Financial Network, Inc.	Cook	Chicago	60636	03/30/2004	184075	01/20/2005
HomeComings Financial Network, Inc.	Lake	Mundelein	60060	06/02/2004	246160	01/20/2005
HomeComings Financial Network, Inc.	Cook	Harvey	60426	07/13/2004	59927	01/20/2005
HomeComings Financial Network, Inc.	Cook	Chicago	60614	11/04/1999	94264	01/20/2005
HomeComings Financial Network, Inc.	Cook	Chicago	60652	12/17/2002	127679	01/20/2005
HomeComings Financial Network, Inc.	Cook	Hazel Crest	60429	12/01/2003	87737	01/20/2005
HomeComings Financial Network, Inc.	Vermilion	Hoopeston	60942	01/11/2000	26800	01/21/2005
HomeComings Financial Network, Inc.	Lake	Mundelein	60060	07/01/2003	53444	01/21/2005
HomeComings Financial Network, Inc.	Winnebago	Rockford	61109	10/10/2003	59370	01/21/2005
HomeComings Financial Network, Inc.	Saint Clair	East Saint Louis	62206	09/14/2004	59850	01/21/2005
HomeComings Financial Network, Inc.	Will	Plainfield	60544	09/11/2003	194442	01/21/2005
HomeComings Financial Network, Inc.	Cook	Chicago	60651	01/20/2004	169154	01/21/2005
HomeComings Financial Network, Inc.	Cook	Blue Island	60406	01/09/2004	183853	01/21/2005
HomeComings Financial Network, Inc.	Cook	Riverdale	60827	02/11/2004	156619	01/21/2005
HomeComings Financial Network, Inc.	Cook	Chicago	60639	06/30/2003	138817	01/21/2005
HomeComings Financial Network, Inc.	Lake	North Chicago	60064	10/29/2001	84767	01/21/2005
HomeComings Financial Network, Inc.	Cook	Streamwood	60107	07/24/2003	168508	01/24/2005
HomeComings Financial Network, Inc.	Cook	Hazel Crest	60429	09/12/2003	117807	01/24/2005
HomeComings Financial Network, Inc.	Cook	Berwyn	60402	12/18/2003	258613	01/24/2005
HomeComings Financial Network, Inc.	Marion	Sandoval	62882	06/10/2003	58440	01/24/2005
HomeComings Financial Network, Inc.	Cook	Chicago	60623	03/13/2002	153526	01/24/2005
HomeComings Financial Network, Inc.	Cook	Chicago	60649	03/29/2002	229210	01/24/2005
HomeComings Financial Network, Inc.	Cook	Hatteson	60443	06/20/2003	93420	01/24/2005
HomeComings Financial Network, Inc.	Cook	Chicago	60624	01/02/2004	268513	01/24/2005
HomeComings Financial Network, Inc.	Cook	Chicago	60628	05/06/2004	124154	01/24/2005
HomeComings Financial Network, Inc.	Coles	Charleston	61920	05/30/2004	63752	01/24/2005
HomeComings Financial Network, Inc.	Cook	Chicago	60652	11/02/2001	103695	01/24/2005
HomeComings Financial Network, Inc.	Whiteside	Morrison	61270	11/08/1999	65752	01/24/2005
HomeComings Financial Network, Inc.	Peoria	Peoria	61615	12/05/2003	103702	01/24/2005
HomeComings Financial Network, Inc.	Cook	Tinley Park	60477	06/17/2004	237279	01/24/2005
HomeComings Financial Network, Inc.	Cook	Hazel Crest	60429	05/22/2001	117139	01/24/2005
HomeComings Financial Network, Inc.	Cumberland	Toledo	62468	05/14/2004	69005	01/24/2005
HomeComings Financial Network, Inc.	Cook	Harvey	60426	07/15/2004	85367	01/24/2005

05/09/2005

Statewide Foreclosures for the First Half of 2005

HomeComings Financial Network, Inc.	Jackson	Murphysboro	62966	03/18/2003	39161	01/24/2005	
HomeComings Financial Network, Inc.	Du Page	Aurora	60504	03/28/2003	193198	01/25/2005	
HomeComings Financial Network, Inc.	Cook	Matteson	60443	11/24/2003	296573	01/25/2005	
HomeComings Financial Network, Inc.	Cook	Chicago	60628	04/17/2003	79455	01/25/2005	
HomeComings Financial Network, Inc.	Marion	Salem	62881	02/27/2004	53745	01/25/2005	
HomeComings Financial Network, Inc.	Lake	Round Lake	60073	07/23/2002	70032	01/25/2005	
HomeComings Financial Network, Inc.	Cook	Chicago	60621	07/14/2004	75820	01/25/2005	08/26/2005
HomeComings Financial Network, Inc.	Du Page	Aurora	60504	01/30/2004	313050	01/25/2005	
HomeComings Financial Network, Inc.	Cook	Chicago	60639	03/27/2002	139251	01/25/2005	
HomeComings Financial Network, Inc.	Du Page	Glendale Heights	60139	05/30/2003	94314	01/25/2005	
HomeComings Financial Network, Inc.	Whiteside	Sterling	61081	05/20/2000	41001	01/25/2005	
HomeComings Financial Network, Inc.	Cook	Midlothian	60445	05/31/2001	77442	01/25/2005	
HomeComings Financial Network, Inc.	Madison	Edwardsville	62025	08/26/2002	80731	01/25/2005	
HomeComings Financial Network, Inc.	Cook	Chicago	60636	09/08/2004	88000	01/25/2005	
HomeComings Financial Network, Inc.	Cook	Blue Island	60406	08/20/2002	172464	01/26/2005	
HomeComings Financial Network, Inc.	Macon	Decatur	62526	09/06/1996	13473	01/26/2005	
HomeComings Financial Network, Inc.	Cook	Chicago	60607	07/10/2002	244089	01/26/2005	
HomeComings Financial Network, Inc.	Cook	Flossmoor	60422	01/15/2003	136120	01/26/2005	
HomeComings Financial Network, Inc.	Cook	Calumet City	60409	10/27/1999	100788	01/26/2005	
HomeComings Financial Network, Inc.	Cook	Chicago	60621	07/25/2002	100212	01/26/2005	
HomeComings Financial Network, Inc.	McHenry	McHenry	60051	08/26/2004	103279	01/26/2005	
HomeComings Financial Network, Inc.	McHenry	Woodstock	60098	06/23/2003	106616	01/27/2005	
HomeComings Financial Network, Inc.	Knox	East Galesburg	61430	05/10/2004	80043	01/27/2005	06/27/2005
HomeComings Financial Network, Inc.	Cook	Dolton	60419	03/28/2003	125641	01/27/2005	
HomeComings Financial Network, Inc.	Cook	Chicago	60636	10/11/1999	51780	01/27/2005	
HomeComings Financial Network, Inc.	Cook	Chicago	60636	03/22/2002	24590	01/27/2005	
HomeComings Financial Network, Inc.	McHenry	McHenry	60051	08/29/2003	203072	01/27/2005	
HomeComings Financial Network, Inc.	Cook	South Holland	60473	01/20/2004	138832	01/27/2005	
HomeComings Financial Network, Inc.	Cook	Chicago	60628	06/15/2004	109799	01/27/2005	
HomeComings Financial Network, Inc.	Cook	Schaumburg	60194	08/06/2004	96840	01/27/2005	
HomeComings Financial Network, Inc.	Lee	Paw Paw	61353	09/15/2003	75171	01/27/2005	
HomeComings Financial Network, Inc.	Cook	Chicago	60628	06/22/2004	98809	01/27/2005	
HomeComings Financial Network, Inc.	Saint Clair	East Saint Louis	62201	10/31/2003	58840	01/27/2005	
HomeComings Financial Network, Inc.	Marion	Centralia	62801	06/18/2004	50930	01/27/2005	07/19/2005
HomeComings Financial Network, Inc.	Will	Joliet	60433	12/21/2000	60389	01/27/2005	
HomeComings Financial Network, Inc.	Cook	Streamwood	60107	04/11/2003	161291	01/27/2005	
HomeComings Financial Network, Inc.	Cook	Chicago	60617	05/26/2004	137376	01/27/2005	07/12/2005
HomeComings Financial Network, Inc.	Saint Clair	East Saint Louis	62206	06/17/2004	64511	01/27/2005	
HomeComings Financial Network, Inc.	Peoria	Peoria	61603	12/23/2003	97706	01/28/2005	
HomeComings Financial Network, Inc.	Cook	Chicago	60628	07/03/2003	112002	01/28/2005	
HomeComings Financial Network, Inc.	Du Page	Bensenville	60106	12/10/2003	267137	01/28/2005	08/30/2005
HomeComings Financial Network, Inc.	Will	Plainfield	60544	03/21/2002	113091	01/28/2005	
HomeComings Financial Network, Inc.	Lake	Round Lake	60073	07/26/2002	113381	01/28/2005	
HomeComings Financial Network, Inc.	Madison	Granite City	62040	12/29/2000	22122	01/28/2005	
HomeComings Financial Network, Inc.	Cook	Midlothian	60445	12/23/2003	99519	01/31/2005	
HomeComings Financial Network, Inc.	Cook	Chicago	60628	07/22/1998	58488	01/31/2005	
HomeComings Financial Network, Inc.	Du Page	Carol Stream	60188	10/22/2003	182524	01/31/2005	
HomeComings Financial Network, Inc.	Vermilion	Tilton	61833	10/16/2002	54160	01/31/2005	07/20/2005
HomeComings Financial Network, Inc.	Cook	Bellwood	60104	11/05/2001	131946	01/31/2005	
HomeComings Financial Network, Inc.	Cook	Dolton	60419	10/26/1998	59898	02/02/2005	
HomeComings Financial Network, Inc.	Marshall	Toluca	61369	10/24/2003	99543	02/02/2005	
HomeComings Financial Network, Inc.	Cook	Palatine	60074	08/12/2004	242250	02/02/2005	
HomeComings Financial Network, Inc.	Saint Clair	East Saint Louis	62203	09/08/1998	23570	02/02/2005	07/06/2005
HomeComings Financial Network, Inc.	Cook	Chicago	60614	08/22/2003	60358	02/04/2005	
HomeComings Financial Network, Inc.	Cook	Calumet City	60409	03/26/2004	136340	02/07/2005	
HomeComings Financial Network, Inc.	Cook	Riverdale	60827	12/11/2001	49205	02/07/2005	
HomeComings Financial Network, Inc.	Cook	Maywood	60153	09/24/2004	211500	02/07/2005	
HomeComings Financial Network, Inc.	Cook	Chicago	60623	08/11/2004	251567	02/08/2005	07/14/2005

Statewide Foreclosures for the First Half of 2005

HomeComings Financial Network, Inc.	Macon	Decatur	62522	08/26/2004	76867	02/08/2005	
HomeComings Financial Network, Inc.	Kane	North Aurora	60542	01/05/2004	138677	02/08/2005	
HomeComings Financial Network, Inc.	Cook	Calumet City	60409	04/04/2002	80378	02/08/2005	
HomeComings Financial Network, Inc.	Cook	Homewood	60430	09/23/2004	106400	02/08/2005	
HomeComings Financial Network, Inc.	Cook	Chicago	60628	04/10/2002	83496	02/08/2005	
HomeComings Financial Network, Inc.	Macoupin	Staunton	62088	07/16/2003	126616	02/09/2005	
HomeComings Financial Network, Inc.	Cook	Chicago	60637	03/29/2004	127724	02/09/2005	
HomeComings Financial Network, Inc.	Tazewell	Creve Coeur	61610	02/11/2003	97752	02/09/2005	
HomeComings Financial Network, Inc.	Saint Clair	Fairview Heights	62208	12/18/2002	98664	02/10/2005	
HomeComings Financial Network, Inc.	Cook	Matteson	60443	07/07/2004	189587	02/10/2005	
HomeComings Financial Network, Inc.	Will	Joliet	60435	01/30/2004	111924	02/11/2005	
HomeComings Financial Network, Inc.	Marion	Centralia	62801	05/29/2003	44027	02/11/2005	08/23/2005
HomeComings Financial Network, Inc.	McHenry	Algonquin	60102	02/26/1999	157586	02/14/2005	
HomeComings Financial Network, Inc.	Rock Island	Rock Island	61201	08/28/2003	81529	02/15/2005	
HomeComings Financial Network, Inc.	Rock Island	Rock Island	61201	08/16/2002	56235	02/15/2005	
HomeComings Financial Network, Inc.	Winnebago	Rockford	61102	09/17/2003	49568	02/16/2005	
HomeComings Financial Network, Inc.	Cook	Chicago	60644	09/24/2001	92018	02/16/2005	
HomeComings Financial Network, Inc.	Cook	Chicago	60628	03/28/2002	95885	02/16/2005	
HomeComings Financial Network, Inc.	Cook	Chicago	60651	03/27/2002	103904	02/16/2005	
HomeComings Financial Network, Inc.	Cook	Homewood	60430	02/25/2004	102883	02/16/2005	
HomeComings Financial Network, Inc.	Winnebago	Rockford	61103	09/17/2003	58490	02/17/2005	
HomeComings Financial Network, Inc.	Jo Daviess	Warren	61087	04/22/2003	66011	02/17/2005	
HomeComings Financial Network, Inc.	Kane	Elgin	60120	03/09/2004	129437	02/17/2005	
HomeComings Financial Network, Inc.	Cook	Chicago	60628	06/08/2001	118814	02/17/2005	
HomeComings Financial Network, Inc.	Winnebago	Rockford	61104	04/18/2002	54999	02/17/2005	
HomeComings Financial Network, Inc.	Cook	Chicago	60609	07/22/2002	154081	02/17/2005	
HomeComings Financial Network, Inc.	Cook	Chicago	60623	08/24/2004	246083	02/17/2005	
HomeComings Financial Network, Inc.	Cook	Matteson	60443	08/27/2002	129539	02/17/2005	
HomeComings Financial Network, Inc.	Saint Clair	East Saint Louis	62205	05/22/1996	18537	02/18/2005	
HomeComings Financial Network, Inc.	Rock Island	Silvis	61282	10/03/2003	116816	02/18/2005	
HomeComings Financial Network, Inc.	Madison	East Alton	62024	08/05/2003	138768	02/18/2005	
HomeComings Financial Network, Inc.	Cook	Dolton	60419	01/29/2004	83396	02/18/2005	
HomeComings Financial Network, Inc.	Cook	Chicago	60651	10/26/2000	95338	02/18/2005	
HomeComings Financial Network, Inc.	Madison	Wood River	62095	05/21/2003	62330	02/22/2005	
HomeComings Financial Network, Inc.	Whiteside	Rock Falls	61071	03/26/2001	68960	02/22/2005	
HomeComings Financial Network, Inc.	Cook	Chicago	60643	07/23/2004	118750	02/22/2005	09/08/2005
HomeComings Financial Network, Inc.	Kane	Aurora	60505	12/08/2003	108478	02/22/2005	
HomeComings Financial Network, Inc.	Du Page	Aurora	60504	08/05/2002	233310	02/22/2005	
HomeComings Financial Network, Inc.	Cook	Chicago	60629	06/18/2003	164018	02/22/2005	
HomeComings Financial Network, Inc.	Winnebago	Rockford	61103	09/02/2003	61421	02/22/2005	
HomeComings Financial Network, Inc.	Winnebago	Rockford	61102	09/17/2003	49568	02/22/2005	06/07/2005
HomeComings Financial Network, Inc.	Winnebago	Rockford	61103	09/17/2003	50559	02/22/2005	
HomeComings Financial Network, Inc.	Cook	Chicago	60626	03/31/2004	297737	02/22/2005	
HomeComings Financial Network, Inc.	Macoupin	Staunton	62088	07/26/2004	90511	02/22/2005	
HomeComings Financial Network, Inc.	Williamson	Herrin	62948	05/01/2003	98013	02/22/2005	
HomeComings Financial Network, Inc.	Cook	Harvey	60426	11/25/2003	95698	02/22/2005	
HomeComings Financial Network, Inc.	Winnebago	Rockford	61103	04/02/2004	74681	02/22/2005	
HomeComings Financial Network, Inc.	Cook	Chicago	60636	07/02/2004	151655	02/22/2005	
HomeComings Financial Network, Inc.	Boone	Poplar Grove	61065	06/25/2004	87103	02/22/2005	
HomeComings Financial Network, Inc.	Cook	Harvey	60426	12/31/2002	35462	02/22/2005	
HomeComings Financial Network, Inc.	Fulton	Marietta	61459	08/03/2001	56181	02/22/2005	
HomeComings Financial Network, Inc.	Cook	Chicago	60626	10/07/2002	111428	02/22/2005	
HomeComings Financial Network, Inc.	Rock Island	Rock Island	61201	04/02/2004	50231	02/22/2005	
HomeComings Financial Network, Inc.	Boone	Capron	61012	04/21/2003	103351	02/23/2005	
HomeComings Financial Network, Inc.	Winnebago	Rockford	61101	09/02/2003	61421	02/23/2005	
HomeComings Financial Network, Inc.	Winnebago	Rockford	61108	09/02/2003	65384	02/23/2005	06/07/2005
HomeComings Financial Network, Inc.	Cook	Chicago	60660	11/20/2003	138863	02/23/2005	
HomeComings Financial Network, Inc.	Cook	Chicago Heights	60411	04/02/2004	153623	02/23/2005	

Statewide Foreclosures for the First Half of 2005

HomeComings Financial Network, Inc.	Cook	Chicago	60629	03/26/2004	178947	02/23/2005	
HomeComings Financial Network, Inc.	Will	Plainfield	60544	02/12/2004	182647	02/23/2005	
HomeComings Financial Network, Inc.	Tazewell	Pekin	61554	09/29/2000	59817	02/23/2005	
HomeComings Financial Network, Inc.	Cook	Chicago	60617	04/27/2004	117973	02/23/2005	
HomeComings Financial Network, Inc.	Cook	Richton Park	60471	08/31/2004	292158	02/23/2005	
HomeComings Financial Network, Inc.	Cook	Berwyn	60402	02/05/2004	198483	02/24/2005	
HomeComings Financial Network, Inc.	Cook	Olympia Fields	60461	09/14/2004	274159	02/24/2005	
HomeComings Financial Network, Inc.	Cook	Harvey	60426	11/21/2003	76468	02/24/2005	
HomeComings Financial Network, Inc.	Saint Clair	East Saint Louis	62203	07/31/2003	51483	02/24/2005	
HomeComings Financial Network, Inc.	Saint Clair	East Saint Louis	62207	09/22/2003	86224	02/24/2005	
HomeComings Financial Network, Inc.	Cook	Park Forest	60466	08/08/2003	90385	02/24/2005	
HomeComings Financial Network, Inc.	Cook	Chicago	60629	11/05/2003	188548	02/24/2005	08/25/2005
HomeComings Financial Network, Inc.	De Kalb	Sycamore	60178	10/31/2003	152499	02/24/2005	
HomeComings Financial Network, Inc.	Cook	Park Forest	60466	01/21/2004	66066	02/24/2005	
HomeComings Financial Network, Inc.	Kane	Aurora	60506	04/02/2004	209046	02/24/2005	
HomeComings Financial Network, Inc.	Cook	Chicago	60647	07/09/2004	498788	02/24/2005	
HomeComings Financial Network, Inc.	Kane	Carpentersville	60110	09/13/2000	172313	02/24/2005	
HomeComings Financial Network, Inc.	Cook	Chicago	60609	02/26/2004	146909	02/24/2005	06/20/2005
HomeComings Financial Network, Inc.	Cook	Chicago	60636	05/12/2003	176759	02/25/2005	
HomeComings Financial Network, Inc.	Will	Plainfield	60544	02/19/2004	158373	02/25/2005	
HomeComings Financial Network, Inc.	Will	Crete	60417	08/04/2004	199731	02/25/2005	
HomeComings Financial Network, Inc.	Cook	Chicago	60620	09/23/2004	194852	02/25/2005	
HomeComings Financial Network, Inc.	McHenry	Spring Grove	60081	10/09/2003	356840	02/25/2005	
HomeComings Financial Network, Inc.	Tazewell	East Peoria	61611	12/07/1999	43389	02/25/2005	
HomeComings Financial Network, Inc.	McHenry	Cary	60013	09/30/2003	183058	02/25/2005	
HomeComings Financial Network, Inc.	Cook	Oak Park	60302	10/04/2001	197479	02/25/2005	
HomeComings Financial Network, Inc.	Cook	Chicago	60619	01/15/2002	70672	02/25/2005	
HomeComings Financial Network, Inc.	Cook	Dolton	60419	09/30/2003	97504	02/25/2005	
HomeComings Financial Network, Inc.	Lake	Antioch	60002	12/24/2003	178705	02/25/2005	
HomeComings Financial Network, Inc.	Du Page	Glen Ellyn	60137	07/09/2004	162027	02/25/2005	
HomeComings Financial Network, Inc.	Menard	Petersburg	62675	12/23/2003	75457	02/28/2005	
HomeComings Financial Network, Inc.	Kane	Carpentersville	60110	12/26/2003	223251	02/28/2005	
HomeComings Financial Network, Inc.	Kendall	Yorkville	60560	12/10/2003	160471	02/28/2005	
HomeComings Financial Network, Inc.	Cook	Calumet City	60409	12/03/2003	203907	03/01/2005	
HomeComings Financial Network, Inc.	Will	Crete	60417	12/24/2003	295945	03/01/2005	
HomeComings Financial Network, Inc.	Kane	Aurora	60505	06/14/2004	147611	03/01/2005	
HomeComings Financial Network, Inc.	Cook	Chicago	60636	11/09/2001	73614	03/01/2005	
HomeComings Financial Network, Inc.	Madison	Collinsville	62234	06/30/2004	73645	03/02/2005	
HomeComings Financial Network, Inc.	Massac	Metropolis	62960	12/13/2000	60261	03/02/2005	
HomeComings Financial Network, Inc.	Kane	Aurora	60505	06/26/2003	91735	03/02/2005	
HomeComings Financial Network, Inc.	Sangamon	Springfield	62704	08/20/2004	74961	03/03/2005	
HomeComings Financial Network, Inc.	Winnebago	Rockford	61103	10/10/2003	82893	03/03/2005	
HomeComings Financial Network, Inc.	Cook	Posen	60469	11/04/2002	142570	03/04/2005	
HomeComings Financial Network, Inc.	Saint Clair	East Saint Louis	62206	03/14/2001	24308	03/04/2005	
HomeComings Financial Network, Inc.	Macon	Decatur	62521	02/27/2004	71733	03/07/2005	
HomeComings Financial Network, Inc.	Saint Clair	East Saint Louis	62206	03/30/2004	56706	03/08/2005	
HomeComings Financial Network, Inc.	Madison	Glen Carbon	62034	08/13/2004	251669	03/08/2005	
HomeComings Financial Network, Inc.	Winnebago	Loves Park	61111	07/15/2004	105871	03/09/2005	
HomeComings Financial Network, Inc.	Cook	Chicago	60636	10/01/2004	104500	03/10/2005	08/16/2005
HomeComings Financial Network, Inc.	Cook	Chicago	60636	03/25/2004	140514	03/11/2005	
HomeComings Financial Network, Inc.	Madison	Alton	62002	12/12/2003	100850	03/14/2005	
HomeComings Financial Network, Inc.	Cook	Oak Lawn	60453	05/03/2004	116438	03/15/2005	
HomeComings Financial Network, Inc.	Cook	Chicago Heights	60411	11/01/2004	108750	03/15/2005	
HomeComings Financial Network, Inc.	Cook	Maywood	60153	10/01/2002	200875	03/16/2005	
HomeComings Financial Network, Inc.	Saint Clair	Dupo	62239	07/16/2004	55439	03/16/2005	
HomeComings Financial Network, Inc.	Cook	Chicago	60649	12/22/2000	86098	03/16/2005	
HomeComings Financial Network, Inc.	Cook	Chicago	60651	03/08/2002	90296	03/16/2005	
HomeComings Financial Network, Inc.	Madison	Granite City	62040	03/31/2004	107477	03/17/2005	

Statewide Foreclosures for the First Half of 2005

HomeComings Financial Network, Inc.	Cook	Park Forest	60466	10/27/2004	82434	03/18/2005
HomeComings Financial Network, Inc.	Cook	Chicago	60629	02/14/2003	131500	03/18/2005
HomeComings Financial Network, Inc.	Vermilion	Hoopeston	60942	12/26/2000	47709	03/18/2005
HomeComings Financial Network, Inc.	Cook	Maywood	60153	10/08/2002	17730	03/18/2005
HomeComings Financial Network, Inc.	De Kalb	Sandwich	60548	03/26/2003	159660	03/21/2005
HomeComings Financial Network, Inc.	Cook	Hanover Park	60133	06/10/2003	133027	03/21/2005
HomeComings Financial Network, Inc.	Winnebago	Rockford	61108	02/26/2004	79222	03/21/2005
HomeComings Financial Network, Inc.	Peoria	Peoria	61615	10/10/2003	101708	03/22/2005
HomeComings Financial Network, Inc.	Winnebago	Cherry Valley	61016	08/13/2004	117584	03/22/2005
HomeComings Financial Network, Inc.	Sangamon	Auburn	62615	08/28/2003	116039	03/22/2005
HomeComings Financial Network, Inc.	Vermilion	Darville	61832	05/03/2002	109087	03/22/2005
HomeComings Financial Network, Inc.	Cook	Chicago	60619	08/08/2003	96766	03/22/2005
HomeComings Financial Network, Inc.	Cook	Chicago Heights	60411	07/03/2003	138649	03/22/2005
HomeComings Financial Network, Inc.	Lake	Waukegan	60085	02/13/2004	121511	03/22/2005
HomeComings Financial Network, Inc.	Cook	Chicago	60636	03/31/2004	89441	03/22/2005
HomeComings Financial Network, Inc.	McLean	Bloomington	61701	05/04/2004	88636	03/22/2005
HomeComings Financial Network, Inc.	Cook	Cicero	60804	04/19/2002	135137	03/22/2005
HomeComings Financial Network, Inc.	Franklin	West Frankfort	62896	04/02/2004	109454	03/23/2005
HomeComings Financial Network, Inc.	Perry	Du Quoin	62832	05/13/2003	46542	03/23/2005
HomeComings Financial Network, Inc.	Cook	Chicago	60621	02/17/2004	132835	03/23/2005
HomeComings Financial Network, Inc.	Cook	Chicago	60629	06/25/2004	163759	03/23/2005
HomeComings Financial Network, Inc.	Cook	Chicago	60620	09/15/2004	99904	03/23/2005
HomeComings Financial Network, Inc.	Cook	Chicago	60636	08/31/2004	89839	03/23/2005
HomeComings Financial Network, Inc.	Will	Lockport	60441	11/24/2003	296705	03/23/2005
HomeComings Financial Network, Inc.	Henry	Colona	61241	02/28/2002	56406	03/23/2005
HomeComings Financial Network, Inc.	Franklin	Christopher	62822	12/12/2000	24475	03/23/2005
HomeComings Financial Network, Inc.	Ogle	Rochelle	61068	11/01/2002	80305	03/23/2005
HomeComings Financial Network, Inc.	Cook	Chicago	60621	04/05/2003	58591	03/23/2005
HomeComings Financial Network, Inc.	Sangamon	Springfield	62707	04/29/1999	36079	03/24/2005
HomeComings Financial Network, Inc.	Cook	Chicago	60639	04/17/2003	231771	03/24/2005
HomeComings Financial Network, Inc.	Marion	Salem	62881	08/04/2003	122509	03/24/2005
HomeComings Financial Network, Inc.	Cook	Forest Park	60130	12/22/2003	224690	03/24/2005
HomeComings Financial Network, Inc.	Cook	Chicago	60619	02/27/2004	79396	03/24/2005
HomeComings Financial Network, Inc.	Cook	Chicago	60609	06/17/2003	103591	03/24/2005
HomeComings Financial Network, Inc.	Cook	Country Club Hills	60478	07/23/2003	190017	03/24/2005
HomeComings Financial Network, Inc.	Cook	Matteson	60443	10/15/1999	152467	03/24/2005
HomeComings Financial Network, Inc.	Christian	Pana	62557	10/22/2001	147564	03/25/2005
HomeComings Financial Network, Inc.	Saint Clair	East Carondelet	62240	07/02/2004	67496	03/25/2005
HomeComings Financial Network, Inc.	Boone	Belvidere	61008	12/31/2003	116993	03/28/2005
HomeComings Financial Network, Inc.	Will	Joliet	60436	01/13/2003	82596	03/28/2005
HomeComings Financial Network, Inc.	Cook	Chicago	60649	04/30/2004	228978	03/28/2005
HomeComings Financial Network, Inc.	Cook	Riverdale	60827	09/27/2002	106152	03/28/2005
HomeComings Financial Network, Inc.	Cook	Chicago	60639	12/05/2003	235824	03/28/2005
HomeComings Financial Network, Inc.	Ogle	Rochelle	61068	10/31/2001	53876	03/28/2005
HomeComings Financial Network, Inc.	Cook	Dolton	60419	11/27/2002	125209	03/28/2005
HomeComings Financial Network, Inc.	Cook	Dolton	60419	01/07/2002	89483	03/28/2005
HomeComings Financial Network, Inc.	Cook	Chicago	60617	02/02/2001	75204	03/29/2005
HomeComings Financial Network, Inc.	McHenry	McHenry	60051	09/16/2004	150497	03/29/2005
HomeComings Financial Network, Inc.	Winnebago	Loves Park	61111	06/23/2004	83755	03/29/2005
HomeComings Financial Network, Inc.	White	Norris City	62869	09/10/2002	68952	03/29/2005
HomeComings Financial Network, Inc.	Cook	Harvey	60426	06/12/2002	55266	03/29/2005
HomeComings Financial Network, Inc.	Will	Joliet	60432	05/03/2004	98444	03/29/2005
HomeComings Financial Network, Inc.	Cook	Des Plaines	60016	08/02/2002	129865	03/29/2005
HomeComings Financial Network, Inc.	Kankakee	Manteno	60950	11/24/2003	114342	03/30/2005
HomeComings Financial Network, Inc.	Winnebago	Rockford	61108	05/01/2000	110760	03/30/2005
HomeComings Financial Network, Inc.	Cook	Chicago	60621	04/03/2002	114085	03/30/2005
HomeComings Financial Network, Inc.	Will	Crete	60417	07/18/2003	151782	03/30/2005
HomeComings Financial Network, Inc.	Cook	Hazel Crest	60429	11/19/2003	150816	03/30/2005

Statewide Foreclosures for the First Half of 2005

HomeComings Financial Network, Inc.	Cook	Chicago	60637	01/16/2004	201330	03/31/2005	
HomeComings Financial Network, Inc.	Peoria	Peoria	61614	11/02/2000	41698	03/31/2005	
HomeComings Financial Network, Inc.	Kane	Carpentersville	60110	01/22/2002	122821	03/31/2005	
HomeComings Financial Network, Inc.	Williamson	Carterville	62918	04/30/2002	68994	03/31/2005	
HomeComings Financial Network, Inc.	Cook	Prospect Heights	60070	02/17/2003	260275	03/31/2005	
HomeComings Financial Network, Inc.	Winnebago	Rockford	61114	05/23/2003	130494	04/01/2005	
HomeComings Financial Network, Inc.	Cook	Chicago	60617	12/28/2001	87152	04/04/2005	
HomeComings Financial Network, Inc.	Madison	Alton	62002	12/10/2003	65865	04/05/2005	
HomeComings Financial Network, Inc.	Winnebago	Rockford	61101	04/26/1999	46143	04/06/2005	
HomeComings Financial Network, Inc.	Rock Island	Milan	61264	09/30/2003	66004	04/07/2005	
HomeComings Financial Network, Inc.	Winnebago	Rockford	61104	05/19/2003	53794	04/07/2005	
HomeComings Financial Network, Inc.	Franklin	West Frankfort	62896	06/25/2004	65062	04/07/2005	
HomeComings Financial Network, Inc.	McLean	Normal	61761	07/25/2003	122877	04/08/2005	
HomeComings Financial Network, Inc.	Sangamon	Springfield	62703	06/29/2001	45808	04/08/2005	
HomeComings Financial Network, Inc.	Cook	Richton Park	60471	11/16/2004	190000	04/08/2005	
HomeComings Financial Network, Inc.	Madison	Highland	62249	05/29/2003	49481	04/11/2005	08/24/2005
HomeComings Financial Network, Inc.	Cook	Chicago	60636	08/26/2000	32047	04/11/2005	
HomeComings Financial Network, Inc.	Du Page	Lombard	60148	06/02/2000	55476	04/12/2005	
HomeComings Financial Network, Inc.	Fulton	Canton	61520	04/09/2004	49814	04/13/2005	
HomeComings Financial Network, Inc.	Cook	Chicago	60636	09/14/2004	160898	04/18/2005	
HomeComings Financial Network, Inc.	Madison	Collinsville	62234	11/24/2003	85376	04/19/2005	
HomeComings Financial Network, Inc.	Winnebago	Rockford	61104	10/24/2003	56454	04/19/2005	
HomeComings Financial Network, Inc.	Cook	Chicago Heights	60411	12/20/2003	158630	04/19/2005	
HomeComings Financial Network, Inc.	Cook	Chicago	60651	11/18/2004	294500	04/21/2005	
HomeComings Financial Network, Inc.	Cook	Maywood	60153	07/25/2003	133528	04/21/2005	
HomeComings Financial Network, Inc.	Marion	Salem	62881	11/21/2002	31029	04/22/2005	
HomeComings Financial Network, Inc.	Kane	Aurora	60506	10/01/2002	161658	04/22/2005	
HomeComings Financial Network, Inc.	Cook	Harvey	60426	07/26/2004	71696	04/22/2005	
HomeComings Financial Network, Inc.	Cook	Calumet City	60409	12/15/2003	72705	04/25/2005	
HomeComings Financial Network, Inc.	McHenry	McHenry	60050	10/01/2002	96923	04/25/2005	
HomeComings Financial Network, Inc.	Knox	Oneida	61467	02/20/2004	52364	04/25/2005	
HomeComings Financial Network, Inc.	Cook	Dolton	60419	11/19/2004	134922	04/26/2005	
HomeComings Financial Network, Inc.	Crawford	Robinson	62454	08/26/2004	99268	04/26/2005	
HomeComings Financial Network, Inc.	Cook	Glenview	60025	01/30/2004	198796	04/26/2005	
HomeComings Financial Network, Inc.	Cook	Chicago	60617	03/21/2002	94359	04/26/2005	08/22/2005
HomeComings Financial Network, Inc.	Cook	Chicago	60628	04/05/2002	98849	04/26/2005	
HomeComings Financial Network, Inc.	Saint Clair	Belleville	62221	07/02/2003	67291	04/26/2005	
HomeComings Financial Network, Inc.	Cook	South Holland	60473	06/18/2002	193397	04/26/2005	
HomeComings Financial Network, Inc.	Cook	South Holland	60473	11/23/1999	128338	04/26/2005	
HomeComings Financial Network, Inc.	Crawford	Oblong	62449	09/01/2000	69999	04/26/2005	
HomeComings Financial Network, Inc.	Fayette	Ramsey	62080	09/22/2001	38883	04/26/2005	
HomeComings Financial Network, Inc.	Cook	Chicago	60624	08/20/2004	133718	04/27/2005	
HomeComings Financial Network, Inc.	Cook	Chicago	60609	10/08/2002	137989	04/27/2005	
HomeComings Financial Network, Inc.	Coles	Humboldt	61931	07/25/2003	55240	04/27/2005	
HomeComings Financial Network, Inc.	Cook	Homewood	60430	11/22/2002	135876	04/27/2005	
HomeComings Financial Network, Inc.	Cook	Chicago	60610	11/24/2003	102598	04/27/2005	
HomeComings Financial Network, Inc.	Cook	Chicago	60638	10/05/2004	179732	04/27/2005	
HomeComings Financial Network, Inc.	Marion	Centralia	62801	07/17/2003	59437	04/28/2005	
HomeComings Financial Network, Inc.	Cook	Hazel Crest	60429	03/05/2004	117935	04/28/2005	
HomeComings Financial Network, Inc.	Kane	South Elgin	60177	09/29/2004	274620	04/28/2005	
HomeComings Financial Network, Inc.	Jefferson	Mount Vernon	62864	12/17/2004	65700	04/28/2005	
HomeComings Financial Network, Inc.	Cook	Calumet City	60409	06/12/2003	89279	04/28/2005	
HomeComings Financial Network, Inc.	Cook	Chicago	60632	07/23/2003	164064	04/28/2005	
HomeComings Financial Network, Inc.	Cook	Chicago	60643	01/31/2001	48778	04/28/2005	
HomeComings Financial Network, Inc.	Cook	Chicago	60621	10/26/2001	55771	04/28/2005	
HomeComings Financial Network, Inc.	McLean	Normal	61761	04/02/2002	138040	04/28/2005	
HomeComings Financial Network, Inc.	Monroe	Waterloo	62298	04/15/2002	164129	04/28/2005	
HomeComings Financial Network, Inc.	Madison	Godfrey	62035	05/24/2002	132943	04/28/2005	

Statewide Foreclosures for the First Half of 2005

HomeComings Financial Network, Inc.	Cook	Chicago	60628	09/14/2004	113763	04/28/2005	09/09/2005
HomeComings Financial Network, Inc.	Cook	Oak Lawn	60453	04/26/2004	187243	04/29/2005	
HomeComings Financial Network, Inc.	Clinton	Carlyle	62231	07/07/2004	213658	04/29/2005	
HomeComings Financial Network, Inc.	Edgar	Paris	61944	12/14/2001	74866	04/29/2005	
HomeComings Financial Network, Inc.	Madison	Collinsville	62234	11/17/2003	57542	04/29/2005	
HomeComings Financial Network, Inc.	Cook	Streamwood	60107	11/22/2002	153375	04/29/2005	
HomeComings Financial Network, Inc.	Cook	Maywood	60153	11/17/2000	88582	05/03/2005	
HomeComings Financial Network, Inc.	Cook	Evanston	60202	12/01/1999	17144	05/03/2005	
HomeComings Financial Network, Inc.	Cook	Harvey	60426	06/02/2003	81773	05/04/2005	
HomeComings Financial Network, Inc.	Cook	Chicago	60637	10/22/2002	100820	05/04/2005	
HomeComings Financial Network, Inc.	Cook	Cicero	60804	06/23/2003	49417	05/04/2005	
HomeComings Financial Network, Inc.	Cook	Streamwood	60107	04/13/2004	179097	05/05/2005	
HomeComings Financial Network, Inc.	Cook	Chicago	60644	07/20/2001	64554	05/09/2005	
HomeComings Financial Network, Inc.	La Salle	Mendota	61342	12/05/2003	58014	05/10/2005	
HomeComings Financial Network, Inc.	Cook	Chicago	60639	02/07/2002	171252	05/10/2005	
HomeComings Financial Network, Inc.	Cook	Chicago	60651	04/17/2003	102555	05/10/2005	
HomeComings Financial Network, Inc.	Henry	Cambridge	61238	06/13/2002	68540	05/10/2005	
HomeComings Financial Network, Inc.	Cook	Arlington Heights	60004	08/26/1999	21511	05/17/2005	
HomeComings Financial Network, Inc.	Saint Clair	East Saint Louis	62201	06/24/2004	49734	05/18/2005	
HomeComings Financial Network, Inc.	Sangamon	Springfield	62704	02/02/2004	69214	05/19/2005	
HomeComings Financial Network, Inc.	Rock Island	Moline	61265	06/24/2002	90021	05/19/2005	
HomeComings Financial Network, Inc.	Cook	Chicago	60628	04/13/2001	90316	05/19/2005	
HomeComings Financial Network, Inc.	Knox	Galesburg	61401	08/10/2001	55860	05/20/2005	
HomeComings Financial Network, Inc.	Henry	Kewanee	61443	02/15/2002	39904	05/20/2005	
HomeComings Financial Network, Inc.	Kankakee	Kankakee	60901	04/20/2004	70760	05/20/2005	
HomeComings Financial Network, Inc.	Cook	Chicago	60620	12/10/2004	111908	05/20/2005	
HomeComings Financial Network, Inc.	Rock Island	Silvis	61282	09/10/2003	54865	05/23/2005	
HomeComings Financial Network, Inc.	Cook	Harvey	60426	10/23/2001	71520	05/23/2005	
HomeComings Financial Network, Inc.	Cook	Chicago	60659	01/05/2004	110435	05/23/2005	
HomeComings Financial Network, Inc.	Cook	Flossmoor	60422	09/04/2003	149247	05/23/2005	
HomeComings Financial Network, Inc.	Logan	Beason	62512	07/25/2003	49476	05/24/2005	
HomeComings Financial Network, Inc.	Cook	Chicago	60621	07/31/2003	247549	05/24/2005	
HomeComings Financial Network, Inc.	Will	Joliet	60435	06/02/2003	186270	05/24/2005	
HomeComings Financial Network, Inc.	Cook	Chicago	60615	08/28/2003	182194	05/24/2005	
HomeComings Financial Network, Inc.	Cook	Chicago	60629	10/16/2003	94226	05/24/2005	
HomeComings Financial Network, Inc.	Cook	Schaumburg	60195	10/30/2003	240922	05/24/2005	
HomeComings Financial Network, Inc.	Cook	Oak Park	60304	11/13/2003	148792	05/24/2005	
HomeComings Financial Network, Inc.	Lake	Round Lake	60073	01/08/2004	109478	05/24/2005	
HomeComings Financial Network, Inc.	Cook	Homewood	60430	05/28/2004	198248	05/24/2005	
HomeComings Financial Network, Inc.	Cook	Chicago	60619	09/27/2004	189564	05/24/2005	
HomeComings Financial Network, Inc.	Winnebago	Rockford	61103	09/29/2004	88252	05/24/2005	
HomeComings Financial Network, Inc.	De Kalb	Sycamore	60178	01/30/2004	109904	05/24/2005	
HomeComings Financial Network, Inc.	Montgomery	Nokomis	62075	11/25/2000	46270	05/24/2005	
HomeComings Financial Network, Inc.	La Salle	Ottawa	61350	12/20/2000	39502	05/24/2005	
HomeComings Financial Network, Inc.	Cook	Chicago	60620	05/05/2004	133546	05/24/2005	
HomeComings Financial Network, Inc.	Cook	Chicago	60624	03/26/2004	230337	05/25/2005	
HomeComings Financial Network, Inc.	Saint Clair	East Saint Louis	62207	11/26/2003	49946	05/25/2005	
HomeComings Financial Network, Inc.	Saint Clair	East Saint Louis	62206	09/10/2004	57925	05/25/2005	
HomeComings Financial Network, Inc.	Cook	Chicago	60617	12/12/2003	168603	05/25/2005	
HomeComings Financial Network, Inc.	Rock Island	Moline	61265	12/30/2003	60501	05/25/2005	
HomeComings Financial Network, Inc.	Lake	Waukegan	60087	02/06/2004	138192	05/25/2005	
HomeComings Financial Network, Inc.	Cook	Chicago	60620	03/31/2003	66428	05/25/2005	
HomeComings Financial Network, Inc.	Madison	Granite City	62040	06/07/2002	25850	05/25/2005	
HomeComings Financial Network, Inc.	Cook	Chicago	60618	02/19/2004	264152	05/25/2005	
HomeComings Financial Network, Inc.	Cook	Palatine	60074	10/10/2001	82582	05/26/2005	
HomeComings Financial Network, Inc.	Winnebago	Rockford	61108	09/07/2004	99737	05/26/2005	
HomeComings Financial Network, Inc.	Rock Island	Silvis	61282	10/18/2002	65919	05/26/2005	
HomeComings Financial Network, Inc.	Madison	Granite City	62040	11/22/2004	61313	05/26/2005	

Statewide Foreclosures for the First Half of 2005

HomeComings Financial Network, Inc.	Cook	Chicago	60628	01/30/2004	133844	05/26/2005
HomeComings Financial Network, Inc.	Cook	Chicago	60640	10/30/2001	199541	05/26/2005
HomeComings Financial Network, Inc.	Cook	Hazel Crest	60429	10/16/2002	123026	05/26/2005
HomeComings Financial Network, Inc.	Cook	Chicago	60636	11/05/2003	105127	05/26/2005
HomeComings Financial Network, Inc.	Cook	Homewood	60430	10/26/1999	102884	05/26/2005
HomeComings Financial Network, Inc.	Saint Clair	East Saint Louis	62203	09/11/1999	63459	05/26/2005
HomeComings Financial Network, Inc.	Carroll	Thomson	61285	02/20/2001	149983	05/26/2005
HomeComings Financial Network, Inc.	Saint Clair	East Saint Louis	62206	11/01/2001	24410	05/26/2005
HomeComings Financial Network, Inc.	Cook	Chicago	60643	02/22/2002	110711	05/26/2005
HomeComings Financial Network, Inc.	Cook	Park Forest	60466	03/21/2002	94295	05/26/2005
HomeComings Financial Network, Inc.	Cook	Chicago	60643	12/17/2002	122029	05/26/2005
HomeComings Financial Network, Inc.	Winnebago	Rockford	61107	12/18/2002	67380	05/26/2005
HomeComings Financial Network, Inc.	Winnebago	Rockford	61104	02/21/2003	53261	05/26/2005
HomeComings Financial Network, Inc.	Saint Clair	Marissa	62257	10/06/2004	72759	05/26/2005
HomeComings Financial Network, Inc.	Cook	Chicago	60612	11/23/2004	95842	05/26/2005
HomeComings Financial Network, Inc.	Cook	Chicago	60623	11/10/1998	73417	05/26/2005
HomeComings Financial Network, Inc.	Will	Bolingbrook	60490	09/30/2004	229276	05/27/2005
HomeComings Financial Network, Inc.	Ogle	Byron	61010	01/14/2003	90617	05/27/2005
HomeComings Financial Network, Inc.	Kane	Elgin	60123	05/28/2004	231662	05/31/2005
HomeComings Financial Network, Inc.	Cook	Chicago	60618	12/05/2003	251847	05/31/2005
HomeComings Financial Network, Inc.	Cook	Chicago	60614	07/30/2004	464672	05/31/2005
HomeComings Financial Network, Inc.	McHenry	Crystal Lake	60014	03/06/2003	107856	05/31/2005
HomeComings Financial Network, Inc.	Saint Clair	O Fallon	62269	10/06/2004	130741	05/31/2005
HomeComings Financial Network, Inc.	Pulaski	Mounds	62964	01/15/2003	61148	05/31/2005
HomeComings Financial Network, Inc.	Cook	Chicago	60633	07/18/2001	58403	05/31/2005
HomeComings Financial Network, Inc.	Cook	Chicago	60617	04/22/2004	65824	05/31/2005
HomeComings Financial Network, Inc.	Du Page	Carol Stream	60188	07/28/2003	213912	05/31/2005
HomeComings Financial Network, Inc.	Cook	Melrose Park	60164	01/16/2004	163537	05/31/2005
HomeComings Financial Network, Inc.	Cook	Chicago	60651	06/22/1999	48094	05/31/2005
HomeComings Financial Network, Inc.	Cook	Chicago	60637	06/25/2004	104336	05/31/2005
HomeComings Financial Network, Inc.	Cook	Harvey	60426	01/15/2002	49080	05/31/2005
HomeComings Financial Network, Inc.	Will	Manhattan	60442	12/30/2004	235275	05/31/2005
HomeComings Financial Network, Inc.	Cook	Chicago	60619	09/03/2003	133573	06/02/2005
HomeComings Financial Network, Inc.	Will	Frankfort	60423	08/17/2004	203252	06/02/2005
HomeComings Financial Network, Inc.	Cook	Chicago	60620	01/29/2003	129068	06/03/2005
HomeComings Financial Network, Inc.	Hancock	Warsaw	62379	06/16/2003	67130	06/06/2005
HomeComings Financial Network, Inc.	Cook	Chicago	60647	01/14/2005	280800	06/06/2005
HomeComings Financial Network, Inc.	Sangamon	Pawnee	62558	01/06/2004	78034	06/08/2005
HomeComings Financial Network, Inc.	Boone	Poplar Grove	61065	07/16/2004	153368	06/08/2005
HomeComings Financial Network, Inc.	Cook	Chicago	60621	12/29/2004	122307	06/08/2005
HomeComings Financial Network, Inc.	Cook	Hazel Crest	60429	07/01/2002	111217	06/09/2005
HomeComings Financial Network, Inc.	Williamson	Cartersville	62918	07/22/2004	61520	06/10/2005
HomeComings Financial Network, Inc.	Will	Romeoville	60446	08/16/2002	159494	06/15/2005
HomeComings Financial Network, Inc.	Crawford	Robinson	62454	04/23/2004	41588	06/16/2005
HomeComings Financial Network, Inc.	Cook	Calumet City	60409	01/03/2003	75003	06/17/2005
HomeComings Financial Network, Inc.	Whiteside	Sterling	61081	02/06/2004	202815	06/17/2005
HomeComings Financial Network, Inc.	Alexander	Cairo	62914	07/07/2000	55221	06/17/2005
HomeComings Financial Network, Inc.	Cook	Chicago	60619	08/03/2004	121036	06/17/2005
HomeComings Financial Network, Inc.	McLean	Bloomington	61701	11/05/2001	44069	06/17/2005
HomeComings Financial Network, Inc.	Cook	Chicago	60620	03/04/2004	137659	06/20/2005
HomeComings Financial Network, Inc.	Du Page	Lombard	60148	08/12/2002	184586	06/20/2005
HomeComings Financial Network, Inc.	Cook	Chicago	60636	06/06/2001	64725	06/20/2005
HomeComings Financial Network, Inc.	Cook	Chicago	60628	10/03/2000	47238	06/20/2005
HomeComings Financial Network, Inc.	Rock Island	Rock Island	61201	06/04/2004	54400	06/21/2005
HomeComings Financial Network, Inc.	Cook	Harvey	60426	03/21/2000	46698	06/21/2005
HomeComings Financial Network, Inc.	Cook	Hazel Crest	60429	02/28/2003	116684	06/21/2005
HomeComings Financial Network, Inc.	Cook	Chicago	60651	04/09/2003	335890	06/21/2005
HomeComings Financial Network, Inc.	Wabash	Mount Carmel	62863	08/13/2003	39559	06/21/2005

Statewide Foreclosures for the First Half of 2005

HomeComings Financial Network, Inc.	Madison	Granite City	62040	11/06/2003	58760	06/21/2005
HomeComings Financial Network, Inc.	Lake	Waukegan	60085	02/17/2004	117758	06/21/2005
HomeComings Financial Network, Inc.	Cook	Chicago	60607	02/26/2004	373691	06/21/2005
HomeComings Financial Network, Inc.	Cook	Dolton	60419	05/27/2004	131160	06/21/2005
HomeComings Financial Network, Inc.	Cook	Chicago	60636	11/30/2004	114838	06/21/2005
HomeComings Financial Network, Inc.	Cook	Chicago	60621	10/27/2003	104801	06/21/2005
HomeComings Financial Network, Inc.	Rock Island	Rock Island	61201	09/10/2003	68412	06/22/2005
HomeComings Financial Network, Inc.	Cook	Chicago	60636	10/27/2004	85253	06/22/2005
HomeComings Financial Network, Inc.	Winnebago	Rockford	61104	05/11/2004	79440	06/22/2005
HomeComings Financial Network, Inc.	Cook	Homewood	60430	03/12/2003	167674	06/22/2005
HomeComings Financial Network, Inc.	Kane	Aurora	60505	11/14/2003	71240	06/22/2005
HomeComings Financial Network, Inc.	Cook	Richton Park	60471	03/16/2004	82382	06/22/2005
HomeComings Financial Network, Inc.	Saint Clair	Fairview Heights	62208	08/24/2004	106992	06/22/2005
HomeComings Financial Network, Inc.	Macoupin	Staunton	62088	12/16/2004	152823	06/22/2005
HomeComings Financial Network, Inc.	Cook	Bellwood	60104	02/23/2004	178795	06/22/2005
HomeComings Financial Network, Inc.	Cook	Chicago	60621	12/17/2001	59023	06/22/2005
HomeComings Financial Network, Inc.	Cook	Chicago	60612	03/07/2003	180706	06/22/2005
HomeComings Financial Network, Inc.	Saint Clair	Belleville	62226	08/31/2004	73796	06/22/2005
HomeComings Financial Network, Inc.	Sangamon	Rochester	62563	11/26/2001	62118	06/22/2005
HomeComings Financial Network, Inc.	Winnebago	Rockford	61107	08/22/2002	96136	06/22/2005
HomeComings Financial Network, Inc.	Cook	Chicago	60657	12/30/2002	240122	06/23/2005
HomeComings Financial Network, Inc.	Cook	Hazel Crest	60429	05/17/2004	67093	06/23/2005
HomeComings Financial Network, Inc.	Kane	Aurora	60506	12/10/2004	140427	06/23/2005
HomeComings Financial Network, Inc.	Cook	Dolton	60419	01/09/2004	127730	06/23/2005
HomeComings Financial Network, Inc.	Rock Island	Moline	61265	07/11/2003	118209	06/23/2005
HomeComings Financial Network, Inc.	Adams	Quincy	62301	09/22/1999	36929	06/23/2005
HomeComings Financial Network, Inc.	Boone	Belvidere	61008	09/01/2000	109835	06/23/2005
HomeComings Financial Network, Inc.	Cook	Chicago	60643	04/30/2003	71280	06/23/2005
HomeComings Financial Network, Inc.	Cook	Chicago	60634	08/29/2003	253407	06/23/2005
HomeComings Financial Network, Inc.	Will	Bolingbrook	60440	04/01/2004	138334	06/23/2005
HomeComings Financial Network, Inc.	McHenry	Fox River Grove	60021	06/01/2004	119324	06/23/2005
HomeComings Financial Network, Inc.	Cook	Oak Lawn	60453	07/13/2004	180000	06/23/2005
HomeComings Financial Network, Inc.	Kankakee	Kankakee	60901	06/26/2001	98280	06/23/2005
HomeComings Financial Network, Inc.	Will	Braidwood	60408	02/14/2002	124439	06/24/2005
HomeComings Financial Network, Inc.	Cook	Chicago	60628	08/03/2004	147469	06/24/2005
HomeComings Financial Network, Inc.	Cook	Matteson	60443	02/11/2004	152222	06/24/2005
HomeComings Financial Network, Inc.	Livingston	Dwight	60420	10/10/2001	106732	06/24/2005
HomeComings Financial Network, Inc.	Cook	Chicago	60639	01/29/2003	145795	06/24/2005
HomeComings Financial Network, Inc.	Cook	Harvey	60426	10/19/2004	79783	06/24/2005
HomeComings Financial Network, Inc.	Kane	Elgin	60120	01/12/2001	95166	06/24/2005
HomeComings Financial Network, Inc.	Lawrence	Lawrenceville	62439	10/24/2002	46854	06/24/2005
HomeComings Financial Network, Inc.	Cook	Chicago	60626	01/02/2004	146616	06/24/2005
HomeComings Financial Network, Inc.	Saint Clair	East Saint Louis	62206	09/13/2004	64454	06/27/2005
HomeComings Financial Network, Inc.	Du Page	Glendale Heights	60139	08/19/2004	96143	06/27/2005
HomeComings Financial Network, Inc.	Cook	Chicago	60619	06/01/2004	146234	06/27/2005
HomeComings Financial Network, Inc.	Cook	Park Forest	60466	10/13/2004	107776	06/27/2005
HomeComings Financial Network, Inc.	Cook	Chicago	60628	05/30/2000	69123	06/27/2005
HomeComings Financial Network, Inc.	McHenry	Woodstock	60098	12/05/2001	102216	06/27/2005
HomeComings Financial Network, Inc.	Peoria	Peoria	61614	10/27/2003	114688	06/27/2005
HomeComings Financial Network, Inc.	Cook	Dolton	60419	01/28/2002	94323	06/27/2005
HomeComings Financial Network, Inc.	Kane	Carpentersville	60110	12/05/2003	159250	06/28/2005
HomeComings Financial Network, Inc.	Cook	Chicago	60619	08/11/1998	73202	06/28/2005
HomeComings Financial Network, Inc.	Cook	Chicago	60653	05/12/2004	207941	06/28/2005
HomeComings Financial Network, Inc.	Whiteside	Sterling	61081	05/14/2004	77513	06/28/2005
HomeComings Financial Network, Inc.	Saint Clair	East Saint Louis	62203	06/30/2003	71310	06/28/2005
HomeComings Financial Network, Inc.	Boone	Poplar Grove	61065	05/21/2003	167550	06/28/2005
HomeComings Financial Network, Inc.	Cook	Chicago Heights	60411	10/12/2004	161433	06/28/2005
HomeComings Financial Network, Inc.	Cook	Berwyn	60402	08/06/2004	219165	06/28/2005

Statewide Foreclosures for the First Half of 2005

HomeComings Financial Network, Inc.	Cook	Chicago	60609	02/17/2005	180000	06/28/2005	
HomeComings Financial Network, Inc.	Cook	Richton Park	60471	07/24/2000	245123	06/28/2005	
HomeComings Financial Network, Inc.	Cook	Country Club Hills	60478	01/30/2002	103813	06/28/2005	
HomeComings Financial Network, Inc.	Winnebago	Shirland	61079	06/25/2003	68759	06/28/2005	
HomeComings Financial Network, Inc.	Cook	Richton Park	60471	11/21/2000	68130	06/28/2005	
HomeComings Financial Network, Inc.	McHenry	Crystal Lake	60014	11/03/2003	115754	06/28/2005	
HomeComings Financial Network, Inc.	Cook	Orland Park	60462	06/07/2004	237901	06/28/2005	
HomeComings Financial Network, Inc.	Cook	Chicago	60655	01/08/2003	170776	06/29/2005	
HomeComings Financial Network, Inc.	Clinton	Carlyle	62231	10/10/2003	112615	06/29/2005	
HomeComings Financial Network, Inc.	Cook	Chicago	60637	06/10/2004	245671	06/29/2005	
HomeComings Financial Network, Inc.	Cook	Hazel Crest	60429	03/26/2004	91246	06/29/2005	
HomeComings Financial Network, Inc.	Cook	Chicago	60629	05/29/2002	159664	06/29/2005	
HomeComings Financial Network, Inc.	Boone	Caledonia	61011	03/30/2004	103358	06/29/2005	
HomeComings Financial Network, Inc.	McHenry	Harvard	60033	12/30/2003	117751	06/29/2005	
HomeComings Financial Network, Inc.	Cook	Chicago Heights	60411	10/22/2004	131278	06/29/2005	
HomeComings Financial Network, Inc.	Cook	Chicago	60617	08/25/2000	72007	06/29/2005	
HomeComings Financial Network, Inc.	Cook	Chicago	60619	02/19/2000	48484	06/29/2005	
HomeComings Financial Network, Inc.	Cook	Chicago Heights	60411	12/17/2001	41440	06/29/2005	
HomeComings Financial Network, Inc.	Rock Island	East Moline	61244	12/21/2002	53031	06/29/2005	
HomeComings Financial Network, Inc.	Cook	Chicago	60628	02/20/2004	124846	06/29/2005	
HomeComings Financial Network, Inc.	Cook	Oak Park	60302	03/25/2004	206456	06/29/2005	
HomeComings Financial Network, Inc.	Warren	Monmouth	61462	04/12/2004	56512	06/29/2005	
HomeComings Financial Network, Inc.	Kankakee	Saint Anne	60964	09/17/2004	131380	06/29/2005	
HomeComings Financial Network, Inc.	Cook	Chicago	60628	04/16/2004	117398	06/30/2005	
HomeComings Financial Network, Inc.	Cook	Berwyn	60402	07/22/2003	139208	06/30/2005	
HomeComings Financial Network, Inc.	Bond	Greenville	62246	06/07/2001	66550	06/30/2005	
HomeComings Financial Network, Inc.	Henry	Galva	61434	10/09/2002	54782	06/30/2005	
HomeComings Financial Network, Inc.		CHICAGO	60636	12/10/1999	37650	06/02/2000	01/28/2005
HomeComings Financial Network, Inc.		ROCKFORD	61104	03/02/2000	29553	01/22/2002	01/31/2005
HomeComings Financial Network, Inc.		KANKAKEE	60901	09/28/1998	61689	11/14/2003	01/12/2005
HomeComings Financial Network, Inc.		DOLTON	60419	09/20/2000	84354	11/27/2001	02/28/2005
HomeComings Financial Network, Inc.		E ST LOUIS	62204	01/31/2000	22262	09/13/2004	02/02/2005
HomeComings Financial Network, Inc.		BELLEVILLE	62220	07/15/1999	63757	09/17/2004	02/02/2005
HomeComings Financial Network, Inc.		BELLEVILLE	62223	10/16/2000	48835	04/09/2001	03/09/2005
HomeComings Financial Network, Inc.		MOLINE	61265	06/07/2001	61286	10/24/2002	03/04/2005
HomeComings Financial Network, Inc.		BLUE ISLAND	60406	02/12/2002	78090	06/13/2003	04/04/2005
HomeComings Financial Network, Inc.		ELGIN	60120	12/02/2002	107917	06/08/2004	05/12/2005
HomeComings Financial Network, Inc.		KANKAKEE	60901	05/31/2001	47649	06/28/2004	06/29/2005
HomeComings Financial Network, Inc.		HARVEY	60426	10/12/1999	55374	07/15/2004	06/02/2005
HomeComings Financial Network, Inc.		CHICAGO	60637	01/31/2002	105548	01/12/2005	
HomeComings Financial Network, Inc.		ROCK FALLS	61071	03/20/1998	54546	01/26/2005	
HomeComings Financial Network, Inc.		HILLSIDE	60162	06/04/1999	115787	01/27/2005	
HomeComings Financial Network, Inc.		WAYNESVILLE	61778	08/24/1999	56495	02/09/2005	
HomeComings Financial Network, Inc.		ROODHOUSE	62082	08/30/2002	39728	02/09/2005	
HomeComings Financial Network, Inc.		DECATUR	62526	09/06/1996	13473	02/14/2005	
HomeComings Financial Network, Inc.		HOOPESTON	60942	01/11/2000	26209	02/14/2005	
HomeComings Financial Network, Inc.		CHICAGO	60615	02/13/1998	272099	03/16/2005	
HomeComings Financial Network, Inc.		EAST ST. LOUIS	62203	09/08/1998	23570	03/04/2005	
HomeComings Financial Network, Inc.		CLINTON	61727	11/02/1998	73282	03/01/2005	
HomeComings Financial Network, Inc.		DOLTON	60419	02/10/1999	95141	03/02/2005	
HomeComings Financial Network, Inc.		GRAYS LAKE	60030	06/22/2001	211857	03/07/2005	
HomeComings Financial Network, Inc.		METROPOLIS	62960	01/11/2002	42000	03/14/2005	
HomeComings Financial Network, Inc.		CHICAGO	60636	01/29/2000	43497	03/22/2005	
HomeComings Financial Network, Inc.		CAHOKIA	62206	01/30/2001	38352	03/24/2005	
HomeComings Financial Network, Inc.		CHICAGO	60619	09/22/1999	69193	03/17/2005	
HomeComings Financial Network, Inc.		CHICAGO HEIGHTS	60411	08/28/2003	72738	03/25/2005	
HomeComings Financial Network, Inc.		CHICAGO	60630	05/14/1987	46077	03/22/2005	
HomeComings Financial Network, Inc.		SPRINGFIELD	62707	04/29/1999	36079	04/21/2005	

Statewide Foreclosures for the First Half of 2005

HomeComings Financial Network, Inc.		HINSDALE	60521	09/17/2004	298106	04/28/2005	
HomeComings Financial Network, Inc.		PAWNEE	62550	12/26/2001	74563	05/02/2005	
HomeComings Financial Network, Inc.		HOMewood	60430	03/30/1999	111122	05/03/2005	
HomeComings Financial Network, Inc.		COTTAGE HILLS	62018	10/30/2003	48563	06/10/2005	
HomeComings Financial Network, Inc.	Du Page	Clarendon Hills	60514	08/21/2000	31449	09/09/2004	06/30/2005
HomeComings Financial Network, Inc.	Lake	North Chicago	60064	11/08/2000	95443	01/27/2004	01/28/2005
HomeComings Financial Network, Inc.	Clay	Flora	62839	02/08/2001	34546	10/25/2004	06/23/2005
HomeComings Financial Network, Inc.	Peoria	Peoria	61607	05/11/2001	76002	12/23/2002	03/07/2005
HomeComings Financial Network, Inc.	Saint Clair	Belleville	62220	08/24/2001	38624	09/08/2004	03/31/2005
HomeComings Financial Network, Inc.	Du Page	Lombard	60148	08/30/2001	180358	09/22/2003	06/02/2005
HomeComings Financial Network, Inc.	Saint Clair	Belleville	62220	04/25/2002	159604	02/18/2004	05/05/2005
HomeComings Financial Network, Inc.	Marion	Centralia	62801	08/16/2002	35795	09/13/2004	06/02/2005
HomeComings Financial Network, Inc.	Cook	Chicago	60617	07/31/2002	123408	07/27/2004	03/29/2005
HomeComings Financial Network, Inc.	Cook	Schaumburg	60193	09/13/2002	127886	03/19/2004	06/27/2005
HomeComings Financial Network, Inc.	La Salle	Seneca	61360	10/04/2002	81812	06/16/2004	06/16/2005
HomeComings Financial Network, Inc.	Marion	Salem	62881	01/14/2003	56244	07/13/2004	03/15/2005
HomeComings Financial Network, Inc.	Cook	Chicago	60622	02/26/2003	84836	10/03/2003	02/09/2005
HomeComings Financial Network, Inc.	Randolph	Chester	62233	04/11/2003	52890	01/23/2004	04/26/2005
HomeComings Financial Network, Inc.	Saint Clair	Lebanon	62254	03/21/2003	97191	01/28/2004	06/14/2005
HomeComings Financial Network, Inc.	Pery	Du Quoin	62832	04/16/2003	34008	09/14/2004	05/05/2005
HomeComings Financial Network, Inc.	Marion	Salem	62881	04/15/2003	35907	04/12/2004	05/10/2005
HomeComings Financial Network, Inc.	Saint Clair	Belleville	62220	06/12/2003	67108	08/23/2004	06/08/2005
HomeComings Financial Network, Inc.	Cook	Maywood	60153	06/20/2003	141225	06/18/2004	03/01/2005
HomeComings Financial Network, Inc.	Saint Clair	East Saint Louis	62206	11/12/2003	66921	05/20/2004	03/23/2005
HomeComings Financial Network, Inc.	Williamson	Herrin	62948	09/25/2003	39770	10/28/2004	06/27/2005
HomeComings Financial Network, Inc.	Winnebago	Rockford	61102	09/17/2003	49568	02/22/2005	06/07/2005
HomeComings Financial Network, Inc.	Marion	Patoka	62875	11/10/2003	55220	10/25/2004	06/21/2005
HomeComings Financial Network, Inc.	Saint Clair	O Fallon	62269	12/02/2003	170752	06/17/2004	03/02/2005
HomeComings Financial Network, Inc.	Saline	Harrisburg	62946	03/12/2004	99862	09/20/2004	03/29/2005
HomeComings Financial Network, Inc.	Madison	Troy	62294	03/25/2004	110412	11/29/2004	05/16/2005
HomeComings Financial Network, Inc.	Cook	Harvey	60426	09/09/1999	65939	11/11/2004	06/27/2005
HomeComings Financial Network, Inc.	Will	Lockport	60441	09/11/1999	38679	05/27/2004	03/02/2005
HomeComings Financial Network, Inc.	Marion	Centralia	62801	10/18/1999	72499	10/03/2003	05/18/2005
HomeComings Financial Network, Inc.	Saint Clair	O Fallon	62269	11/11/1999	45568	05/24/2004	02/17/2005
HomeComings Financial Network, Inc.	Cook	Maywood	60153	11/05/1999	62474	03/18/2004	04/07/2005
HomeComings Financial Network, Inc.	Cook	Chicago	60629	12/17/1999	63086	04/21/2004	06/06/2005
HomeComings Financial Network, Inc.	Cook	Chicago	60633	01/07/2000	61352	02/18/2004	04/04/2005
HomeComings Financial Network, Inc.	Clinton	Breesee	62230	01/18/2000	102867	07/07/2003	03/23/2005
HomeComings Financial Network, Inc.	Will	Crete	60417	11/15/1999	234331	10/04/2002	01/19/2005
HomeComings Financial Network, Inc.	Cook	Cicero	60804	03/02/2000	93096	06/18/2001	04/25/2005
HomeComings Financial Network, Inc.	Cook	Chicago	60643	03/10/2000	78752	05/17/2002	01/24/2005
HomeComings Financial Network, Inc.	McLean	Bloomington	61701	05/03/2000	38583	09/28/2004	04/18/2005
HomeComings Financial Network, Inc.	Kankakee	Kankakee	60901	05/06/2000	74035	09/24/2001	01/04/2005
HomeComings Financial Network, Inc.	Lake	Mundelein	60060	07/12/2000	101492	03/26/2004	05/25/2005
HomeComings Financial Network, Inc.	Saint Clair	East Saint Louis	62204	06/26/2000	58026	11/17/2004	05/23/2005
HomeComings Financial Network, Inc.	Cook	Chicago	60619	08/04/2000	117152	06/18/2003	05/20/2005
HomeComings Financial Network, Inc.	Cook	Orland Park	60462	08/14/2000	123498	11/14/2001	02/16/2005
Homestar Bank	Kankakee	Bradley	60915	08/18/1995	64798	01/10/2005	
Homestar Bank	Kankakee	Bourbonnais	60914	07/19/2003	168234	01/10/2005	
Homestar Bank	Kankakee	Manteno	60950	12/27/2001	84164	02/22/2005	
Homestar Bank	Kankakee	Manteno	60950	10/01/1999	94232	05/06/2005	
Homestar Bank	Kankakee	Bonfield	60913	08/18/2000	33266	05/17/2005	
Homestar Bank	Kankakee	Kankakee	60901	12/11/1995	57686	05/17/2005	
Homestar Bank	Kankakee	Kankakee	60901	12/02/1999	60946	06/24/2005	
Homestar Bank	Kankakee	Kankakee	60901	04/13/1999	95071	07/21/2004	03/02/2005
Homestar Bank	Cook	Matteson	60443	12/18/1998	97182	08/16/2004	06/06/2005
Homestar Bank	Cook	Markham	60426	05/31/1997	20385	12/05/2004	
HSBC Mortgage Corporation (USA)	Cook	Schaumburg	60194	03/17/2000	200450	03/21/2005	08/02/2005

Statewide Foreclosures for the First Half of 2005

HSBC Mortgage Corporation (USA)	McHenry	Clay	60013	12/09/2003	82200	12/21/2004	03/11/2005
HSBC Mortgage Corporation (USA)	Kane	Algonquin	60102	09/10/2002	225000	02/25/2005	
HSBC Mortgage Corporation (USA)	Winnebago	Machesney Park	61115	10/31/1994	69530	02/08/2005	07/14/2005
HSBC Mortgage Corporation (USA)	Cook	Evanston	60201	09/12/2000	100000	02/21/2005	05/19/2005
HSBC Mortgage Corporation (USA)	Cook	Chicago	60411	05/13/2004	142500	02/15/2005	
HSBC Mortgage Corporation (USA)	Cook	Homewood	60430	07/15/2004	314900	02/16/2005	
HSBC Mortgage Corporation (USA)	Cook	Chicago	60618	03/19/2003	556000	11/28/2003	06/24/2005
HSBC Mortgage Corporation (USA)	Lake	Lakeville	60046	03/10/1999	90000	04/20/2004	02/04/2005
HSBC Mortgage Corporation (USA)	Dupage	Bartlett	60103	04/21/2000	301780	05/19/2005	
HSBC Mortgage Corporation (USA)	Winnebago	Rockford	61114	11/18/2002	104500	04/29/2004	04/13/2005
HSBC Mortgage Corporation (USA)	Lake	Deerfield	60015	10/09/2003	225000	05/19/2005	06/28/2005
HSBC Mortgage Corporation (USA)	Dupage	Bartlett	60103	04/21/2000	15500	05/19/2005	
HSBC Mortgage Corporation (USA)	Cool	Dolton	60419	07/27/1989	40000	04/14/2005	06/21/2005
HSBC Mortgage Corporation (USA)	Cook	Chicago	60620	03/29/1996	56900	09/29/2004	04/26/2005
HSBC Mortgage Corporation (USA)	Lake	Waukegan	60087	07/24/1989	36500	08/24/2004	04/06/2005
HSBC Mortgage Corporation (USA)	Kane	Geneva	60134	08/05/2003	343000	11/30/2004	03/30/2005
HSBC Mortgage Corporation (USA)	Cook	Tinkley Park	60477	02/02/2001	125200	12/01/2004	06/13/2005
HSBC Mortgage Services Inc.	COOK	RIVERSIDE	60546	10/22/2002	169200	02/16/2005	
HSBC Mortgage Services Inc.	COOK	CICERO	60804	11/18/2002	103500	01/11/2005	
HSBC Mortgage Services Inc.	COOK	CHICAGO	60621	12/23/2002	78000	03/01/2005	
HSBC Mortgage Services Inc.	LAKE	ROUND LAKE	60073	01/25/2003	75500	06/03/2005	
HSBC Mortgage Services Inc.	COOK	UNIVERSITY PARK	60466	02/24/2003	115550	06/20/2005	
HSBC Mortgage Services Inc.	WARREN	MONMOUTH	61462	05/24/2003	58311	04/05/2005	
HSBC Mortgage Services Inc.	OGLE	EFFINGHAM	62401	09/23/2003	259000	05/24/2005	
HSBC Mortgage Services Inc.	OGLE	STILLMAN VALLEY	61084	10/27/2003	76360	05/17/2005	
HSBC Mortgage Services Inc.	OGLE	STILLMAN VALLEY	61084	10/27/2003	15640	05/17/2005	
HSBC Mortgage Services Inc.	COOK	CHICAGO	60613	08/13/2004	294500	04/11/2005	
HSBC Mortgage Services Inc.	LAWRENCE	BRIDGEPORT	62417	09/09/2004	50000	06/03/2005	
HSBC Mortgage Services Inc.	COOK	CHICAGO	60653	09/30/2004	180000	04/18/2005	
HSBC Mortgage Services Inc.	ST CLAIR	FAIRVIEW HEIGHTS	62208	08/13/2004	118900	05/05/2005	
HSBC Mortgage Services Inc.	COLES	MATTOON	61938	09/30/2004	56100	06/21/2005	
HSBC Mortgage Services Inc.	ST CLAIR	FAIRVIEW HEIGHTS	62208	09/17/2004	45950	04/29/2005	
HSBC Mortgage Services Inc.	WILL	ROMEVILLE	60446	11/02/2004	220000	04/28/2005	
HSBC Mortgage Services Inc.	COOK	CHICAGO	60638	11/05/2004	306000	04/18/2005	
HSBC Mortgage Services Inc.	COOK	DES PLAINES	60016	08/23/2004	450000	06/03/2005	
HSBC Mortgage Services Inc.	KANKAKEE	KANKAKEE	60901	07/03/1997	54400	10/21/2004	05/27/2005
HSBC Mortgage Services Inc.	COOK	CHICAGO	60619	12/18/1997	77400	03/19/2004	01/06/2005
HSBC Mortgage Services Inc.	MARION	SALEM	62881	01/31/2003	84200	06/17/2004	04/27/2005
HSBC Mortgage Services Inc.	MCLEAN	BLOOMINGTON	61701	11/13/2003	85490	07/22/2004	03/17/2005
Illini Bank	Sangamon	Springfield	62702	04/25/2002	34034	10/13/2004	05/28/2005
Illini Bank	Sangamon	Divernon	62530	07/29/1998	40869	10/05/2004	05/18/2005
Illini Bank	Sangamon	Divernon	62530	04/30/1999	1949	10/05/2004	05/18/2005
Illini Bank	Menard	Petersburg	62675	09/19/1997	44560	01/07/2005	
Illini Bank	Sangamon	Springfield	62703	08/15/1997	24261	02/24/2005	
Illini Bank	Logan	Lincoln	62656	04/30/1993	36355	07/25/2005	
Illini Bank	Christian	Kincaid	62540	12/11/1998	45734	02/23/2005	
Illini Bank	Menard	Petersburg	62675	09/30/1997	49926	03/28/2005	
Illini State Bank	LaSalle	Lostant	61334	01/09/1995	30400	11/12/2004	
Inland Bank and Trust	Cook	Chicago	60619	07/14/2000	74725	03/21/2005	
Irwin Mortgage Corporation	LAKE COUNTY	GRAYS LAKE	60030	10/24/2003	130500	07/06/2004	03/09/2005
Irwin Mortgage Corporation	COOK COUNTY	HOMEWOOD	60430	01/30/2004	250000	09/03/2004	04/05/2005
Irwin Mortgage Corporation	KANE COUNTY	ELGIN	60123	10/27/2003	19500	07/19/2005	03/24/2005
Irwin Mortgage Corporation	LAKE COUNTY	BEACH PARK	60083	11/14/2003	151550	08/26/2004	04/15/2005
Irwin Mortgage Corporation	SANGAMON COUNTY	THAYER	62689	11/04/2002	48500	11/09/2004	04/12/2005
Irwin Mortgage Corporation	DOUGLAS COUNTY	NEWMAN	61942	08/06/2002	51900	05/28/2004	05/17/2005
Irwin Mortgage Corporation	COOK COUNTY	CHICAGO	60634	07/09/2003	170800	07/22/2004	03/07/2005
Irwin Mortgage Corporation	MACON COUNTY	DECATUR	62526	03/26/2003	45800	08/29/2004	01/18/2005
Irwin Mortgage Corporation	WILL COUNTY	UNIVERSITY	60466	01/09/2003	77500	06/02/2004	01/19/2005

Statewide Foreclosures for the First Half of 2005

Irwin Mortgage Corporation	PIATT COUNTY	MANSFIELD	61854	08/29/2002	132300	03/11/2005	
Irwin Mortgage Corporation	VINNEBAGO COUNTY	ROCKFORD	61104	10/10/2003	78000	03/31/2005	
Irwin Mortgage Corporation	WILL COUNTY	PLAINFIELD	60544	11/20/2003	179350	01/07/2005	07/27/2005
Irwin Mortgage Corporation	PEORIA	PRINCEVILLE	61559	12/01/2003	76000	01/14/2005	08/23/2005
Irwin Mortgage Corporation	COOK COUNTY	CHICAGO	60644	02/18/2004	175000	01/21/2005	
Irwin Mortgage Corporation	MARSHALL COUNTY	HENRY	61537	01/16/2004	66900	04/21/2005	
Irwin Mortgage Corporation	COOK COUNTY	CHICAGO	60636	06/23/2004	97850	02/22/2005	09/06/2005
Irwin Mortgage Corporation	PIATT COUNTY	BEMENT	61813	05/10/2002	64000	02/24/2005	
Irwin Mortgage Corporation	CHAMPAIGN COUNTY	RANTOUL	61866	02/13/2004	62550	02/24/2005	
Irwin Mortgage Corporation	LAKE COUNTY	LIBERTYVILLE	60048	08/05/2003	218500	03/31/2005	
Irwin Mortgage Corporation	KANE COUNTY	NORTH AUROR	60542	09/30/2003	160000	05/13/2005	08/12/2005
Irwin Mortgage Corporation	BOONE COUNTY	CALEDONIA	61011	03/31/2003	247000	03/29/2005	
Irwin Mortgage Corporation	KANKAKEE COUNTY	MOMENCE	60954	07/31/2003	76500	06/23/2005	
Irwin Mortgage Corporation	FAYETTE COUNTY	ST ELMO	62458	05/24/2004	67500	05/11/2005	
Irwin Mortgage Corporation	VINNEBAGO COUNTY	ROCKFORD	61107	08/26/2004	123900	05/27/2005	
Irwin Mortgage Corporation	COLES COUNTY	MATTOON	61938	09/10/2003	44400	04/05/2005	
Irwin Mortgage Corporation	COOK COUNTY	CHICAGO	60612	07/06/2004	280000	03/23/2005	
Irwin Mortgage Corporation	COOK COUNTY	RIVERDALE	60837	07/10/2003	93600	03/25/2005	
Irwin Mortgage Corporation	COOK COUNTY	CHICAGO	60636	11/09/2004	109250	05/16/2005	
Irwin Mortgage Corporation	COOK COUNTY	CHICAGO	60621	02/10/2003	90000	01/26/2005	
Irwin Mortgage Corporation	COOK COUNTY	LANSING	60438	04/02/2003	115100	01/21/2005	
Irwin Mortgage Corporation	COOK COUNTY	FRANKLIN PARK	60131	06/27/2003	147000	04/18/2005	
Jacksonville Savings Bank	SCOTT	MANCHESTER	62663	07/18/1994	27000	02/02/2005	04/29/2005
Jacksonville Savings Bank	MORGAN	JACKSONVILLE	62650	04/28/2003	16000	02/08/2005	05/25/2005
Jacksonville Savings Bank	MACOUPIN	LITCHFIELD	62056	10/16/1997	190000	02/01/2005	05/24/2005
Jacksonville Savings Bank	MORGAN	JACKSONVILLE	62650	12/06/2001	43600	03/05/2005	04/12/2005
Jacksonville Savings Bank	MORGAN	FRANKLIN	62638	01/05/2001	54900	05/22/2005	
Jacksonville Savings Bank	MORGAN	ALEXANDER	62601	06/09/2000	33300	05/22/2005	
Jacksonville Savings Bank	MORGAN	FRANKLIN	62638	11/03/2000	30750	05/22/2005	
Jacksonville Savings Bank	MORGAN	JACKSONVILLE	62650	02/22/2002	39000	06/06/2005	
Jacksonville Savings Bank	MORGAN	JACKSONVILLE	62650	05/09/2003	37050	06/06/2005	
Jacksonville Savings Bank	MORGAN	CHAPIN	62628	12/18/1995	43300	07/12/2005	02/01/2005
Jacksonville Savings Bank	MORGAN	JACKSONVILLE	62650	08/01/2000	21600	05/25/2004	02/02/2005
Jacksonville Savings Bank	MORGAN	JACKSONVILLE	62650	03/15/2002	60000	07/14/2004	02/18/2005
Jacksonville Savings Bank	MACOUPIN	GILLESPIE	62074	01/29/2003	42650	09/24/2004	02/04/2005
Jacksonville Savings Bank	MORGAN	WOODSON	62695	10/28/1994	28800	08/24/2004	03/04/2005
Jacksonville Savings Bank	MORGAN	JACKSONVILLE	62650	05/27/1997	32400	12/27/2004	04/12/2005
Jacksonville Savings Bank	MACOUPIN	VIRDEN	62690	06/16/2001	53000	08/12/2004	05/03/2005
Jersey State Bank	Jersey	Grafton	62037	04/29/1999	60000	12/02/2003	01/13/2005
Kent Bank	STEPHENSON	FREEPORT	61032	07/09/2001	36325	12/18/2003	02/28/2005
Kent Bank	STEPHENSON	FREEPORT	61032	06/29/2000	66470	07/26/2004	02/28/2005
Kent Bank	STEPHENSON	FREEPORT	61032	06/29/2000	39029	07/26/2004	03/04/2005
Kent Bank	STEPHENSON	FREEPORT	61032	06/29/2000	60717	07/26/2004	03/04/2005
Kent Bank	STEPHENSON	FREEPORT	61032	12/14/2000	61711	07/26/2004	03/16/2005
Kent Bank	STEPHENSON	FREEPORT	61032	02/01/2001	58000	07/26/2004	05/31/2005
Kent Bank	STEPHENSON	FREEPORT	61032	06/28/2000	62746	07/26/2004	02/16/2005
Kent Bank	STEPHENSON	FREEPORT	61032	07/21/2000	84794	07/26/2004	02/16/2005
Kent Bank	STEPHENSON	FREEPORT	61032	06/29/2000	45142	07/26/2004	02/28/2005
Kent Bank	STEPHENSON	FREEPORT	61032	07/26/2000	49380	07/26/2004	02/28/2005
Kent Bank	STEPHENSON	FREEPORT	61032	07/26/2000	64943	07/26/2004	02/28/2005
Kinderhook State Bank	Pike	Kinderhook	62345	05/24/2001	104786	05/24/2001	
Liberty Bank	Madison	Roxana	62084	04/29/1998	25805	04/29/2005	
Lincoln Park Savings Bank	Cook	Schiller Park	60176	07/30/2003	100891	12/17/2004	06/28/2005
Lincoln Park Savings Bank	Lake	Deerfield	60015	10/16/2000	286818	01/24/2005	
Lincoln Park Savings Bank	Lake	Deerfield	60015	09/19/2002	99361	01/24/2005	
Lincoln Park Savings Bank	Cook	Chicago	60640	10/18/2001	204969	05/24/2005	
Lincoln Park Savings Bank	Cook	Chicago	60634	01/30/2002	182887	05/24/2005	
Lisle Savings Bank	Cook	Riverside	60546	06/26/2002	483000	04/18/2005	

Statewide Foreclosures for the First Half of 2005

Litton Loan Servicing, LP	Madison	Madison	62060	07/26/1999	24000		
Litton Loan Servicing, LP	Cook	Chicago	60620	03/23/2001	71500	01/20/2005	
Litton Loan Servicing, LP	Cook	Chicago	60628	03/19/2001	78200		04/29/2005
Litton Loan Servicing, LP	Cook	Chicago	60620	06/23/1999	21000	06/17/2005	
Litton Loan Servicing, LP	La Salle	Peru	61354	10/22/2001	82833	06/29/2005	
Litton Loan Servicing, LP	Madison	Edwardsville	62025	01/10/2003	63694		
Litton Loan Servicing, LP	Jackson	Murphysboro	62966	09/29/2000	62700	02/07/2005	
Litton Loan Servicing, LP	Cook	Markham	60426	03/19/1997	43400	01/06/2005	
Litton Loan Servicing, LP	Vermilion	Georgetown	61846	12/12/2002	54208	01/20/2005	
Litton Loan Servicing, LP	Cook	Chicago	60628	04/11/2001	72000		
Litton Loan Servicing, LP	Cook	Hazel Crest	60429	09/24/1996	76500	01/06/2005	
Litton Loan Servicing, LP	Cook	Elgin	60120	06/03/1998	236000	05/16/2005	
Litton Loan Servicing, LP	Lake	Ingleside	60041	07/01/2003	155145	04/16/2005	
Litton Loan Servicing, LP	Cook	Hazel Crest	60429	11/12/2002	117565	05/10/2005	
Litton Loan Servicing, LP	Mason	Manito	61546	08/08/2002	64187	03/08/2005	
Litton Loan Servicing, LP	Cook	Chicago	60619	10/05/2000	90000	06/06/2005	
Litton Loan Servicing, LP		Bradford	61735	02/11/1999	30015	01/12/2005	
Litton Loan Servicing, LP	Cook	Chicago	60609	08/11/1997	55200	03/08/2005	
Litton Loan Servicing, LP	Lake	North Chicago	60064	06/10/1997	101700	04/13/2005	
Litton Loan Servicing, LP	Coles	Blue Island	60406	10/09/2002	87298	06/10/2005	
Litton Loan Servicing, LP	Du Page	Glen Ellyn	60137	02/27/1997	250000	05/27/2005	
Litton Loan Servicing, LP	Winnebago	Rockford	61102	01/27/2003	56222	04/08/2005	06/24/2005
Litton Loan Servicing, LP	Madison	Granite City	62040	08/11/2004	89880	05/27/2005	
Litton Loan Servicing, LP	Madison	Edwardsville	62025	11/06/2000	46500		
Litton Loan Servicing, LP	Cook	Calumet Park	60827	05/30/2002	159920	02/07/2005	
Litton Loan Servicing, LP	Cook	Chicago	60647	05/24/2002	252000	01/06/2005	
Litton Loan Servicing, LP	Cook	Country Club Hills	60478	09/08/1995	65100	05/16/2005	
Litton Loan Servicing, LP	Cook	Chicago	60628	10/06/1995	52650	01/11/2005	
Litton Loan Servicing, LP	Cook	Harvey	60426	03/18/2002	49300		05/31/2005
Litton Loan Servicing, LP	Rock Island	Moline	61265	05/18/2005	65779	05/10/2005	
Litton Loan Servicing, LP	Cook	Chicago	60621	05/14/2002	74000	02/07/2005	
Litton Loan Servicing, LP	Lake	Highland Park	60035	01/11/2003	318936	05/10/2005	
Litton Loan Servicing, LP	Cook	Chicago	60622	04/07/2003	460724	06/09/2005	
Litton Loan Servicing, LP	Saint Clair	O Fallon	62269	07/25/2000	84874	01/31/2005	
Litton Loan Servicing, LP	McHenry	Mchenry	60050	08/28/2002	104000	05/24/2005	
Litton Loan Servicing, LP	Cook	Chicago	60660	09/24/2002	124000	01/06/2005	
Litton Loan Servicing, LP	Cook	Chicago	60628	07/05/2005	113118	06/22/2005	
Litton Loan Servicing, LP	Tazewell	Mackinaw	61755	09/20/2002	175750		04/19/2005
Litton Loan Servicing, LP	Sangamon	Springfield	62704	11/12/2002	96000	04/11/2005	
Litton Loan Servicing, LP	Cook	Richton Park	60471	11/14/2002	131310	04/15/2005	
Litton Loan Servicing, LP	Cook	Chicago Heights	60411	11/06/2002	69600	04/11/2005	
Litton Loan Servicing, LP	Madison	Alton	62002	10/21/2002	65520	03/11/2005	
Litton Loan Servicing, LP	Cook	Chicago Heights	60411	08/16/2001	96520	01/06/2005	
Litton Loan Servicing, LP	Tazewell	Groveland	61535	11/07/2002	56840	06/07/2005	
Litton Loan Servicing, LP	Cook	Chicago	60660	12/19/2002	180000	04/05/2005	
Litton Loan Servicing, LP	Cook	Chicago	60617	11/04/2002	92800	01/24/2005	
Litton Loan Servicing, LP		Chicago	60620	05/23/2005	121527	05/16/2005	
Litton Loan Servicing, LP		Palos Heights	60463	03/10/2003	186300	03/08/2005	
Litton Loan Servicing, LP		Maywood	60153	03/05/2003	145350	02/28/2005	
Litton Loan Servicing, LP		Chicago	60630	02/10/2003	275400	01/06/2005	
Litton Loan Servicing, LP		Crete	60417	03/28/2003	206150	03/01/2005	
Litton Loan Servicing, LP		Itasca	60143	04/01/2003	183600	06/06/2005	
Litton Loan Servicing, LP		Chicago	60643	04/11/2003	187000	04/05/2005	
Litton Loan Servicing, LP		East Moline	61244	02/21/2003	90000	05/10/2005	
Litton Loan Servicing, LP		Oak Park	60304	05/07/2002	87000	06/09/2005	
Litton Loan Servicing, LP		Arlington Heights	60004	08/04/2003	134100		06/14/2005
Litton Loan Servicing, LP		Barrington	60010	03/16/2005	641681	01/05/2005	
Litton Loan Servicing, LP		Waukegan	60085	05/28/2003	108000		

Statewide Foreclosures for the First Half of 2005

Litton Loan Servicing, LP		Richton Park	60471	08/18/2003	119120	02/09/2005	04/26/2005
Litton Loan Servicing, LP		Lake Villa	60046	06/25/2001	109064	06/24/2005	
Litton Loan Servicing, LP		Chicago	60615	04/15/2002	125118	05/17/2005	
Litton Loan Servicing, LP		Zion	60099	02/16/2000	12800	03/15/2005	
Litton Loan Servicing, LP		Chicago	60616	10/27/2001	31372	05/11/2005	
Litton Loan Servicing, LP		Bolingbrook	60440	04/20/2001	14000	02/17/2005	
Litton Loan Servicing, LP		Paris	61944	06/11/2003	60098	04/25/2005	
Litton Loan Servicing, LP		Creve Coeur	61610	03/30/2005	12333	03/22/2005	
Litton Loan Servicing, LP		Bellwood	60104	12/30/1999	14839	04/20/2005	
Litton Loan Servicing, LP		Oak Lawn	60453	10/24/1995	83884	06/07/2005	
Litton Loan Servicing, LP		Minier	61759	08/26/2003	137700		06/06/2005
Litton Loan Servicing, LP		Round Lake	60073	08/22/2003	171000	03/15/2005	
Litton Loan Servicing, LP		Elgin	60120	08/29/2003	157250		06/06/2005
Litton Loan Servicing, LP		Belvidere	61008	10/01/2003	153000		05/17/2005
Litton Loan Servicing, LP		Chicago	60659	10/31/2003	452700	02/08/2005	
Litton Loan Servicing, LP		Lombard	60148	10/24/2003	174374	01/06/2005	
Litton Loan Servicing, LP		Stickney	60638	06/20/2003	232000	01/06/2005	
Litton Loan Servicing, LP		Eureka	61530	08/29/2003	127900	03/22/2005	
Litton Loan Servicing, LP		Chicago	60605	06/06/1994	401000	05/10/2005	
Litton Loan Servicing, LP		Wheaton	60187	11/14/2003	294000	06/07/2005	
Litton Loan Servicing, LP		Barrington	60010	11/21/2003	400000	03/08/2005	
Litton Loan Servicing, LP		Plainfield	60544	11/20/2003	233600	06/07/2005	
Litton Loan Servicing, LP		Belvidere	61008	12/02/2003	53600	01/06/2005	
Litton Loan Servicing, LP		Aurora	60504	12/03/2003	147000	01/06/2005	
Litton Loan Servicing, LP		Hoffman Estates	60194	12/03/2003	84800	03/22/2005	
Litton Loan Servicing, LP		Berwyn	60402	11/25/2003	78300		
Litton Loan Servicing, LP		Lincoln	62656	02/07/2003	63000		06/27/2005
Litton Loan Servicing, LP		Chicago	60637	12/22/2003	202500		04/18/2005
Litton Loan Servicing, LP	Saint Clair	East St Louis	62203	03/02/1982	11450	04/19/2005	
Litton Loan Servicing, LP	Cook	Tinley Park	60477	11/30/2001	332500	03/09/2005	
Litton Loan Servicing, LP	Sangamon	Springfield	62707	11/20/2001	28000	02/15/2005	
Litton Loan Servicing, LP	Mercer	New Windsor	61465	05/18/2005	52918	05/10/2005	
Litton Loan Servicing, LP	Coles	Mattoon	61938	10/26/2001	54400		03/04/2005
Litton Loan Servicing, LP	Saint Clair	East St Louis	62205	10/16/2001	36000	02/18/2005	
Litton Loan Servicing, LP	Peoria	Peoria	61603	01/09/2002	67920		06/28/2005
Litton Loan Servicing, LP	Du Page	Hanover Park	60103	11/17/1997	68250	02/07/2005	
Litton Loan Servicing, LP	Cook	Chicago	60644	09/10/2002	104116	03/09/2005	
Litton Loan Servicing, LP	Cook	Robbins	60472	06/19/1998	35250	05/04/2005	
Litton Loan Servicing, LP	Vermilion	Potomac	61865	09/24/1997	22400	01/14/2005	
Litton Loan Servicing, LP	Winnebago	Rockford	61107	04/10/1998	50800		04/01/2005
Litton Loan Servicing, LP	Douglas	Tuscola	61953	03/07/2003	59140	02/17/2005	
Litton Loan Servicing, LP	Kendall	Newark	60541	07/02/1998	148000	04/13/2005	
Litton Loan Servicing, LP	Saint Clair	O'Fallon	62269	04/01/2003	64113	02/14/2005	
Litton Loan Servicing, LP	Cook	Berwyn	60402	10/09/2002	139179	03/15/2005	
Litton Loan Servicing, LP	Will	Channahon	60410	09/10/2002	134156	06/14/2005	
Litton Loan Servicing, LP	Cook	Oak Lawn	60453	11/25/2002	149553	05/16/2005	
Litton Loan Servicing, LP	Cook	Chicago	60620	07/31/1998	97750		06/28/2005
Litton Loan Servicing, LP	Rock Island	Rock Island	61201	10/05/1998	40000	01/30/2005	
Litton Loan Servicing, LP	Saint Clair	Cahokia	62206	11/10/1998	22500		04/12/2005
Litton Loan Servicing, LP	Cook	Chicago	60617	12/08/1998	75650	01/19/2005	
Litton Loan Servicing, LP	Kendall	Montgomery	60538	11/09/2002	99876	02/28/2005	
Litton Loan Servicing, LP	Cook	Richton Park	60471	02/04/1999	89250	05/18/2005	
Litton Loan Servicing, LP	Cook	Chicago	60621	02/23/1999	59250	06/03/2005	
Litton Loan Servicing, LP	Will	Crete	60417	03/02/1999	153850	01/31/2005	
Litton Loan Servicing, LP	Sangamon	Springfield	62703	09/10/2002	41770	02/07/2005	
Litton Loan Servicing, LP		Villa Park	60181	11/03/1997	29500	02/07/2005	
Litton Loan Servicing, LP	Saint Clair	Centreville	62207	11/26/1997	51030	06/07/2005	
Litton Loan Servicing, LP	Kane	Aurora	60506	12/19/1997	78000	06/10/2005	

Statewide Foreclosures for the First Half of 2005

Litton Loan Servicing, LP	Winnebago	Rockford	61108	10/08/2002	68916	01/20/2005	
Litton Loan Servicing, LP	Saint Clair	E. St. Louis	62205	05/08/1998	49875	02/04/2005	
Litton Loan Servicing, LP	Winnebago	Rockford	61103	07/09/2003	70602	06/21/2005	
Litton Loan Servicing, LP	Douglas	Villa Grove	61956	09/27/1996	22750	01/20/2005	
Litton Loan Servicing, LP	Cook	Chicago	60628	02/21/1998	67150	03/22/2005	
Litton Loan Servicing, LP	Cook	Chicago	60651	07/14/1998	55000	06/21/2005	
Litton Loan Servicing, LP	Cook	Calumet City	60409	10/27/2003	137485	06/14/2005	
Litton Loan Servicing, LP	Cook	Maywood	60153	06/02/2005	121149	05/19/2005	
Litton Loan Servicing, LP	Cook	Hazel Crest	60429	11/14/1998	177300	03/28/2005	
Litton Loan Servicing, LP	Lake	Wauconda	60084	03/15/1999	121550	02/09/2005	02/18/2005
Litton Loan Servicing, LP	Cook	Chicago	60620	04/07/2003	161075	01/18/2005	
Litton Loan Servicing, LP	Winnebago	Rockford	61109	02/13/2004	34358	04/05/2005	
Litton Loan Servicing, LP	Winnebago	Rockford	61102	02/07/2003	31049	03/14/2005	05/27/2005
Litton Loan Servicing, LP	Cook	Chicago	60621	01/11/2003	91543	05/10/2005	
Litton Loan Servicing, LP	Cook	Chicago	60655	09/09/2003	144622	02/28/2005	
Litton Loan Servicing, LP	Will	Joliet	60436	11/09/2002	124115	06/20/2005	
Litton Loan Servicing, LP	Cook	Chicago	60624	04/15/2000	166500	06/29/2005	
Litton Loan Servicing, LP	Cook	South Holland	60473	01/11/2003	145037	04/27/2005	06/09/2005
Litton Loan Servicing, LP	Cook	Chicago	60629	12/29/2004	178001	06/07/2005	
Litton Loan Servicing, LP	Cook	Chicago	60623	11/22/2000	95000	01/18/2005	03/14/2005
Litton Loan Servicing, LP	Cook	Markham	60426	04/13/2005	114498	06/13/2005	
Litton Loan Servicing, LP	Winnebago	Rockford	61101	02/07/2000	51000	03/08/2005	
Litton Loan Servicing, LP	Edgar	Paris	61944	07/13/2005	50577	06/28/2005	
Litton Loan Servicing, LP	Boone	Belvidere	61008	02/22/2002	90000	06/21/2005	
Litton Loan Servicing, LP	Du Page	Aurora	60504	06/07/2002	177175	05/11/2005	
Litton Loan Servicing, LP	Will	Plainfield	60544	06/28/2002	216432	02/17/2005	
Litton Loan Servicing, LP	Cook	Chicago	60613	03/25/2002	225000	02/07/2005	
Litton Loan Servicing, LP	Lake	Lake Villa	60046	05/22/2002	201600	01/06/2005	
Litton Loan Servicing, LP	Kendall	Montgomery	60538	08/05/2002	213894	05/17/2005	
Litton Loan Servicing, LP	Kankakee	Kankakee	60901	08/29/2002	82500	02/24/2005	
Litton Loan Servicing, LP	Lake	Hawthorn Woods	60047	07/18/2001	456000	05/05/2005	05/04/2005
Litton Loan Servicing, LP	Winnebago	Machesney Park	61115	04/26/2002	100000	06/17/2005	
Litton Loan Servicing, LP	Cook	Dolton	60419	01/12/2005	80026	01/06/2005	
Litton Loan Servicing, LP	Cook	Country Club Hills	60478	08/30/2002	150000	04/14/2005	
Litton Loan Servicing, LP	Cook	Harvey	60426	09/09/2002	52000		04/15/2005
Litton Loan Servicing, LP	Du Page	Aurora	60505	03/11/2004	105465	02/07/2005	
Litton Loan Servicing, LP	Vermilion	Hoopeston	60942	03/11/2004	106294	02/16/2005	
Litton Loan Servicing, LP	Cook	Palatine	60067	09/09/2002	193600	02/07/2005	
Litton Loan Servicing, LP	Cook	Calumet City	60409	09/27/2002	85155	02/23/2005	
Litton Loan Servicing, LP	Warren	Monmouth	61462	08/20/1999	43800		03/28/2005
Litton Loan Servicing, LP	Rock Island	Moline	61265	05/24/2000	118150		06/21/2005
Litton Loan Servicing, LP	Cook	Calumet City	60409	05/25/2000	40600	01/14/2005	05/17/2005
Litton Loan Servicing, LP	Saint Clair	Cahokia	62206	07/18/2000	35700		
Litton Loan Servicing, LP	Cook	Harvey	60426	07/12/2000	48750	01/06/2005	
Litton Loan Servicing, LP	Sangamon	Springfield	62703	10/31/2000	33915	06/07/2005	
Litton Loan Servicing, LP	Cook	Chicago	60643	01/25/2001	60000		06/24/2005
Litton Loan Servicing, LP	Cook	Chicago	60628	03/09/2001	39900	03/01/2005	
Litton Loan Servicing, LP	Livingston	Cornell	61319	04/05/2001	51300	06/09/2005	
Litton Loan Servicing, LP	Ogle	Oregon	61061	03/26/2001	64000	04/27/2005	
Litton Loan Servicing, LP	Cook	Dolton	60419	04/30/2001	86400	02/18/2005	
Litton Loan Servicing, LP	Cook	Chicago	60611	10/15/2001	276250	01/10/2005	
Litton Loan Servicing, LP	Kankakee	Kankakee	60901	07/09/2003	109985		03/09/2005
Litton Loan Servicing, LP	Cook	Chicago	60619	11/09/2001	103700	06/01/2005	
Litton Loan Servicing, LP	Cook	Chicago	60643	12/10/2001	80250	05/10/2005	
Litton Loan Servicing, LP	Cook	Chicago	60621	12/21/2001	99750	01/06/2005	
Litton Loan Servicing, LP	Cook	Chicago	60652	01/03/2002	69900		
Litton Loan Servicing, LP	Rock Island	Rock Island	61201	02/22/2002	90000	02/07/2005	05/03/2005
Litton Loan Servicing, LP	Cook	Park Forest	60466	03/27/2002	230000		

Statewide Foreclosures for the First Half of 2005

Litton Loan Servicing, LP	Cook	Chicago	60643	04/02/2002	103500	04/13/2005	
Litton Loan Servicing, LP	Cook	Chicago	60628	04/04/2002	88000	03/15/2005	
Litton Loan Servicing, LP	Saint Clair	O Fallon	62269	12/10/2003	109188	06/22/2005	
Litton Loan Servicing, LP	Lake	Fox Lake	60020	04/25/2002	70550	01/06/2005	
Litton Loan Servicing, LP	Cook	Chicago	60651	05/09/2002	147250	06/22/2005	
Litton Loan Servicing, LP	Cook	Hanover Park	60133	05/15/2002	152100	05/17/2005	
Litton Loan Servicing, LP	Kane	Elgin	60123	05/25/2002	151300		02/17/2005
Litton Loan Servicing, LP	Will	Bolingbrook	60440	05/17/2002	117725	01/20/2005	
Litton Loan Servicing, LP	Cook	Chicago	60617	05/22/2002	157500		04/26/2005
Litton Loan Servicing, LP	Du Page	West Chicago	60185	05/29/2002	221000	03/08/2005	
Litton Loan Servicing, LP	Coles	Mattoon	61938	05/28/2002	56900	02/11/2005	
Litton Loan Servicing, LP	Cook	University Park	60466	05/23/2002	53910	03/08/2005	
Litton Loan Servicing, LP	Cook	Chicago	60649	06/11/2002	72000	01/11/2005	
Litton Loan Servicing, LP	Cook	Chicago	60644	06/21/2002	112000		06/16/2005
Litton Loan Servicing, LP	McLean	Normal	61761	06/28/2002	134462	02/15/2005	04/13/2005
Litton Loan Servicing, LP	Du Page	Aurora	60504	07/11/2002	276769	06/21/2005	
Litton Loan Servicing, LP	Cook	Chicago	60620	09/07/1999	59500	04/07/2005	
Litton Loan Servicing, LP	Cook	Chicago	60643	01/18/2000	108000	02/04/2005	
Litton Loan Servicing, LP	Cook	Chicago	60617	11/14/2002	104400	06/21/2005	
Litton Loan Servicing, LP	Du Page	West Chicago	60185	08/19/2002	342000	04/19/2005	
Litton Loan Servicing, LP	Cook	Maywood	60153	10/07/2002	80750	03/04/2005	
Litton Loan Servicing, LP	Cook	Chicago	60629	11/05/2002	116250	06/07/2005	
Litton Loan Servicing, LP	Du Page	Aurora	60504	11/26/2002	217000	06/21/2005	
Litton Loan Servicing, LP	Cook	Chicago	60620	11/19/2002	110500	05/04/2005	
Litton Loan Servicing, LP	Cook	Chicago	60619	11/27/2002	59500	06/17/2005	
Litton Loan Servicing, LP		Morton Grove	60053	11/06/2002	350000	01/11/2005	
Litton Loan Servicing, LP	Cook	Park Forest	60466	11/18/2002	85000	06/24/2005	
Litton Loan Servicing, LP	Cook	Chicago	60636	12/19/2002	76500	05/10/2005	06/15/2005
Litton Loan Servicing, LP	Cook	Dolton	60419	10/01/1998	101150		03/17/2005
Litton Loan Servicing, LP		Seneca	61360	03/22/2002	150000		
Litton Loan Servicing, LP		Chicago	60617	12/31/2000	87550	05/26/2005	
Litton Loan Servicing, LP		Franklin Park	60131	02/25/2003	112250	06/09/2005	
Litton Loan Servicing, LP		Chicago	60652	02/25/2003	115600	01/27/2005	
Litton Loan Servicing, LP		Wood Dale	60191	02/26/2003	152000	06/17/2005	
Litton Loan Servicing, LP		Zion	60099	02/28/2003	120000	01/06/2005	
Litton Loan Servicing, LP		Chicago	60620	12/19/2002	120000		06/07/2005
Litton Loan Servicing, LP		Crete	60417	12/18/2002	192500	01/10/2005	
Litton Loan Servicing, LP		Dupo	62239	01/31/2003	99500	02/07/2005	
Litton Loan Servicing, LP		Villa Park	60181	01/15/2003	133200		
Litton Loan Servicing, LP		Mount Olive	62069	01/08/2003	109722	02/07/2005	
Litton Loan Servicing, LP		Pecatonica	61063	04/10/2000	102600	04/13/2005	
Litton Loan Servicing, LP		Cicero	60804	04/25/2000	108800	01/13/2005	
Litton Loan Servicing, LP		Litchfield	62056	01/29/2003	79050	02/15/2005	
Litton Loan Servicing, LP		Chicago	60614	02/12/2003	400000	02/17/2005	
Litton Loan Servicing, LP		Chicago	60649	01/31/2003	63200	06/01/2005	
Litton Loan Servicing, LP		Stickney	60402	02/11/2003	180000	02/04/2005	
Litton Loan Servicing, LP		Chicago	60629	03/31/2003	105000	06/01/2005	
Litton Loan Servicing, LP		Chicago	60619	02/26/2003	75000	04/05/2005	
Litton Loan Servicing, LP		Chicago	60617	02/24/2003	117000	01/06/2005	
Litton Loan Servicing, LP		Washington Park	62204	02/28/2003	72230	04/13/2005	
Litton Loan Servicing, LP		Chicago	60612	03/18/2003	110400	02/14/2005	
Litton Loan Servicing, LP		Lisle	60532	03/31/2003	280800	05/10/2005	
Litton Loan Servicing, LP		Lockport	60441	08/14/2002	154900	01/06/2005	
Litton Loan Servicing, LP		Belvidere	61008	08/16/2002	170680	06/13/2005	
Litton Loan Servicing, LP		Country Club Hills	60478	09/24/2002	99200		04/19/2005
Litton Loan Servicing, LP		Washington Park	62204	10/09/2002	70975	06/06/2005	
Litton Loan Servicing, LP		Rockford	61114	10/21/2002	117000	06/09/2005	
Litton Loan Servicing, LP		Evergreen Park	60805	01/19/2005	165126	01/14/2005	

Statewide Foreclosures for the First Half of 2005

Litton Loan Servicing, LP	Chicago	60643	10/29/2002	91000		02/09/2005
Litton Loan Servicing, LP	Streamwood	60107	06/18/2002	172000	03/29/2005	
Litton Loan Servicing, LP	Harvey	60426	03/26/2003	44100	01/20/2005	
Litton Loan Servicing, LP	Chicago	60621	04/10/2003	135000	05/10/2005	
Litton Loan Servicing, LP	Springfield	62704	04/30/2003	57240	01/06/2005	
Litton Loan Servicing, LP	Streator	61364	01/12/2001	28000	01/25/2005	
Litton Loan Servicing, LP	Madison	62060	01/26/2001	35250		
Litton Loan Servicing, LP	Pana	62557	04/24/2001	48750	03/21/2005	
Litton Loan Servicing, LP	Harrisburg	62946	11/18/2000	51000		03/02/2005
Litton Loan Servicing, LP	Cahokia	62206	11/02/2000	52400	02/03/2005	
Litton Loan Servicing, LP	Fairmont City	62201	03/20/2001	52700	03/07/2005	
Litton Loan Servicing, LP	Chicago Heights	60411	10/28/2000	54000	03/08/2005	
Litton Loan Servicing, LP	Chicago	60620	11/20/2000	63000	01/25/2005	
Litton Loan Servicing, LP	Gilman	60938	10/23/1999	70200		04/06/2005
Litton Loan Servicing, LP	Chicago	60609	05/25/2001	70550		06/10/2005
Litton Loan Servicing, LP	Frankfort	60423	11/20/2000	85000	03/02/2005	
Litton Loan Servicing, LP	County Club Hills	60478	12/04/2000	112000	04/29/2005	
Litton Loan Servicing, LP	Chicago	60657	02/12/2001	145350		06/29/2005
Litton Loan Servicing, LP	Henderson	61439	04/17/2003	72675		05/25/2005
Litton Loan Servicing, LP	Harvey	60426	04/23/2002	75150	03/02/2005	
Litton Loan Servicing, LP	Arlington Heights	60004	12/12/2002	187200	05/19/2005	
Litton Loan Servicing, LP	Justice	60458	03/11/2004	205011	06/16/2005	
Litton Loan Servicing, LP	Lewistown	61542	05/15/2003	32000	05/24/2005	
Litton Loan Servicing, LP	Chicago	60622	03/04/2003	340000		06/27/2005
Litton Loan Servicing, LP	Chicago	60651	03/28/2003	160550	06/07/2005	
Litton Loan Servicing, LP	Chicago	60644	04/21/2003	428000	01/06/2005	
Litton Loan Servicing, LP	Alton	62002	05/24/2002	57600	04/21/2005	
Litton Loan Servicing, LP	Chicago	60634	07/10/2001	193600	02/28/2005	03/22/2005
Litton Loan Servicing, LP	Richton Park	60471	10/25/2001	324000	02/18/2005	
Litton Loan Servicing, LP	Collinsville	62234	03/29/2002	60500	02/28/2005	04/12/2005
Litton Loan Servicing, LP	Aurora	60504	05/10/2002	171200	06/15/2005	
Litton Loan Servicing, LP	Aurora	60505	08/31/2001	110000	03/22/2005	
Litton Loan Servicing, LP	Matteson	60443	07/19/1999	253500		01/27/2005
Litton Loan Servicing, LP	Chicago	60628	04/18/2003	119900	03/15/2005	
Litton Loan Servicing, LP	Dolton	60419	04/16/2003	108900	01/06/2005	06/13/2005
Litton Loan Servicing, LP	Washington Park	62204	03/16/2005	81812	05/09/2005	
Litton Loan Servicing, LP	Oregon	61061	06/10/2005	135652	01/15/2005	
Litton Loan Servicing, LP	Glenwood	60425	02/10/2003	129600	01/10/2005	
Litton Loan Servicing, LP	Aurora	60504	06/25/2003	328000	02/24/2005	
Litton Loan Servicing, LP	Chicago	60624	05/23/2003	146250	02/15/2005	
Litton Loan Servicing, LP	Waukegan	60087	06/12/2003	128250		
Litton Loan Servicing, LP	Harvey	60426	03/10/2005	61745	01/06/2005	
Litton Loan Servicing, LP	Yorkville	60560	06/16/2005	155105	02/15/2005	
Litton Loan Servicing, LP	Chicago	60651	04/19/2002	165600	05/18/2005	
Litton Loan Servicing, LP	Roscoe	61073	07/21/2000	202500		03/11/2005
Litton Loan Servicing, LP	Harvey	60426	07/06/1999	51800	02/04/2005	
Litton Loan Servicing, LP	Kankakee	60901	02/20/1999	74000		05/24/2005
Litton Loan Servicing, LP	Galesburg	61401	01/19/2005	53478	01/11/2005	
Litton Loan Servicing, LP	East St Louis	62205	08/05/2003	35000	04/16/2005	
Litton Loan Servicing, LP	Chicago Heights	60411	08/01/2003	35000	05/18/2005	
Litton Loan Servicing, LP	Arlington Heights	60004	08/08/2003	270750	06/21/2005	
Litton Loan Servicing, LP	South Holland	60473	08/08/2003	161910	05/24/2005	
Litton Loan Servicing, LP	South Holland	60473	08/14/2003	151920	04/20/2005	
Litton Loan Servicing, LP	Chicago	60628	05/01/2002	99200	01/06/2005	
Litton Loan Servicing, LP	Chicago	60623	05/27/2003	117000	03/14/2005	04/18/2005
Litton Loan Servicing, LP	Rolling Meadows	60008	02/21/2002	306000	06/01/2005	
Litton Loan Servicing, LP	Kankakee	60901	07/25/2003	44000	01/06/2005	
Litton Loan Servicing, LP	Kankakee	60901	07/25/2003	56000	01/06/2005	

Statewide Foreclosures for the First Half of 2005

Litton Loan Servicing, LP	Richton Park	60471	04/29/2005	267872	01/06/2005	
Litton Loan Servicing, LP	Fairview Heights	62208	03/11/2004	34876	04/13/2005	
Litton Loan Servicing, LP	South Holland	60473	06/22/2005	170903	06/22/2005	
Litton Loan Servicing, LP	Chicago	60620	02/24/2003	161500	03/14/2005	
Litton Loan Servicing, LP	Franklin Park	60131	04/29/2003	201250		
Litton Loan Servicing, LP	Metropolis	62960	01/11/2002	45000	02/24/2005	
Litton Loan Servicing, LP	Decatur	62526	06/25/2003	36000		01/25/2005
Litton Loan Servicing, LP	Belvedere	61008	07/19/2002	144900	05/04/2005	
Litton Loan Servicing, LP	Freeport	61032	09/29/2003	103500	04/16/2005	
Litton Loan Servicing, LP	Chicago	60637	10/17/2003	168000	04/29/2005	06/14/2005
Litton Loan Servicing, LP	Waukegan	60085	10/14/2003	124800	06/27/2005	
Litton Loan Servicing, LP	Chicago	60624	07/18/2003	182250		
Litton Loan Servicing, LP	Schaumburg	60193	12/31/2003	212500	03/22/2005	
Litton Loan Servicing, LP	Pontiac	61764	09/10/2003	68800	06/07/2005	
Litton Loan Servicing, LP	Lindenhurst	60046	09/26/2003	152000		
Litton Loan Servicing, LP	Des Plaines	60018	09/24/2003	152000	05/10/2005	
Litton Loan Servicing, LP	Rockford	61114	04/29/2005	131837	01/11/2005	
Litton Loan Servicing, LP	Chicago	60619	02/14/2003	130500	01/12/2005	
Litton Loan Servicing, LP	Crete	60417	12/30/2002	250000		04/13/2005
Litton Loan Servicing, LP	Chicago	60623	04/30/2003	90000		
Litton Loan Servicing, LP	Elgin	60120	04/23/2003	157250		03/17/2005
Litton Loan Servicing, LP	Calumet City	60409	05/30/2002	58805		
Litton Loan Servicing, LP	Marion	62959	01/08/1999	51500		06/14/2005
Litton Loan Servicing, LP	Country Club Hi	60478	11/26/2003	108900	02/14/2005	
Litton Loan Servicing, LP	Peoria	61603	08/05/1996	22156	06/06/2005	
Litton Loan Servicing, LP	Harvey	60426	11/22/1996	52000		06/13/2005
Litton Loan Servicing, LP	Kankakee	60901	04/25/1997	58500		01/26/2005
Litton Loan Servicing, LP	Joliet	60435	03/20/1997	14000	02/17/2005	
Litton Loan Servicing, LP	Springfield	62703	09/29/1997	54000	02/11/2005	
Litton Loan Servicing, LP	Berkeley	60163	10/17/1997	132600	04/18/2005	
Litton Loan Servicing, LP	Springfield	62702	11/03/1997	36000		06/14/2005
Litton Loan Servicing, LP	Romeoville	60446	01/23/1998	13200	06/14/2005	
Litton Loan Servicing, LP	Olney	62450	02/02/1998	52200	01/17/2005	
Litton Loan Servicing, LP	Carlock	61725	02/20/1998	68850	01/25/2005	
Litton Loan Servicing, LP	Creve Coeur	61610	04/22/1998	51300	02/25/2005	
Litton Loan Servicing, LP	Galesburg	61401	12/10/1997	55800	03/18/2005	
Litton Loan Servicing, LP	South Holland	60473	04/06/2005	315835	03/30/2005	
Litton Loan Servicing, LP	Glasford	61553	04/17/1998	64800	06/21/2005	
Litton Loan Servicing, LP	San Jose	62682	08/10/1998	75055	04/25/2005	
Litton Loan Servicing, LP	De Kalb	60115	02/02/2005	211172	01/18/2005	
Litton Loan Servicing, LP	Chicago	60651	12/28/1998	117000		06/27/2005
Litton Loan Servicing, LP	Joliet	60433	12/08/2003	115805	06/14/2005	
Litton Loan Servicing, LP	Chicago	60643	11/27/2000	138550		04/26/2005
Litton Loan Servicing, LP	Canton	61520	03/18/2003	60000	02/17/2005	
Litton Loan Servicing, LP	Joliet	60436	04/30/2003	60000	06/01/2005	06/01/2005
Litton Loan Servicing, LP	Chicago	60643	12/16/1998	101700		05/11/2005
Litton Loan Servicing, LP	Chicago	60613	08/14/2002	650000		
Litton Loan Servicing, LP	Frankfort	60423	07/09/2002	83300	03/30/2005	
Litton Loan Servicing, LP	Chicago	60649	12/05/2003	180000		
Litton Loan Servicing, LP	Chicago	60649	12/05/2003	45000		
Litton Loan Servicing, LP	Chicago	60618	12/30/2003	264000	02/08/2005	
Litton Loan Servicing, LP	Richton Park	60471	01/12/2004	196800	06/24/2005	
Litton Loan Servicing, LP	Rockford	61102	01/09/2004	52700	05/18/2005	
Litton Loan Servicing, LP	Decatur	62521	12/31/2003	34650	03/15/2005	
Litton Loan Servicing, LP	Chicago	60618	01/16/2004	650000	06/07/2005	
Litton Loan Servicing, LP	Creve Coeur	61610	02/11/2003	60300	02/25/2005	04/15/2005
Litton Loan Servicing, LP	Hebron	60034	12/24/2003	132000	06/07/2005	
Litton Loan Servicing, LP	Naperville	60564	12/17/2003	281250	02/24/2005	

Statewide Foreclosures for the First Half of 2005

Litton Loan Servicing, LP	Kankakee	60901	12/05/2003	65450	02/07/2005	
Litton Loan Servicing, LP	Chicago	60623	12/15/2003	187500	04/25/2005	
Litton Loan Servicing, LP	Chicago	60628	12/30/2003	80430	05/16/2005	06/27/2005
Litton Loan Servicing, LP	Crystal Lake	60014	12/31/2003	140000	01/06/2005	
Litton Loan Servicing, LP	Rantoul	61866	11/19/2003	58500	06/07/2005	
Litton Loan Servicing, LP	Plainfield	60544	11/21/2003	189905	01/27/2005	
Litton Loan Servicing, LP	Madison	62060	10/21/2003	56000		
Litton Loan Servicing, LP	Chicago Heights	60411	10/23/2003	52200	05/18/2005	
Litton Loan Servicing, LP	Wood River	62095	05/01/2005	61837	02/16/2005	
Litton Loan Servicing, LP	Rock Island	61201	10/22/2003	56000	02/07/2005	
Litton Loan Servicing, LP	Niles	60714	11/13/2003	349600		05/31/2005
Litton Loan Servicing, LP	Chicago	60643	04/05/2004	49000	05/24/2005	
Litton Loan Servicing, LP	Kankakee	60901	01/19/2005	53862	01/15/2005	
Litton Loan Servicing, LP	Robbins	60472	01/23/2004	56000	02/14/2005	
Litton Loan Servicing, LP	Chicago	60643	01/09/2004	126350	02/24/2005	
Litton Loan Servicing, LP	East Saint Louis	62203	02/10/2004	52250	06/16/2005	
Litton Loan Servicing, LP	Oakwood	61858	02/10/2004	49500	02/14/2005	
Litton Loan Servicing, LP	Alton	62002	01/27/2004	42750		
Litton Loan Servicing, LP	Madison	62060	02/26/2004	52200	06/07/2005	
Litton Loan Servicing, LP	Machesney Park	61115	02/09/2005	57161	03/03/2005	
Litton Loan Servicing, LP	Belleville	62220	03/18/2004	59850	02/14/2005	
Litton Loan Servicing, LP	Chicago	60620	06/21/2002	99200		
Litton Loan Servicing, LP	Vernon Hills	60061	04/21/2003	75000		06/24/2005
Litton Loan Servicing, LP	Decatur	62521	03/30/2004	32400	06/07/2005	
Litton Loan Servicing, LP	Wonder Lake	60097	03/11/2004	128700	06/20/2005	
Litton Loan Servicing, LP	Belvidere	61008	03/26/2004	282922	04/11/2005	
Litton Loan Servicing, LP	Richton Park	60471	03/11/2004	42400	01/15/2005	
Litton Loan Servicing, LP	Poplar Grove	61065	08/15/2003	120500		04/06/2005
Litton Loan Servicing, LP	Chicago	60653	08/29/2003	308000	03/10/2005	
Litton Loan Servicing, LP	Montgomery	60538	02/20/2004	100400	03/08/2005	
Litton Loan Servicing, LP	Country Club Hills	60478	01/06/2004	169650	06/20/2005	
Litton Loan Servicing, LP	Summit	60501	05/28/2004	175200	03/03/2005	
Litton Loan Servicing, LP	Fairview Heights	62208	06/18/2002	108000	01/26/2005	06/14/2005
Litton Loan Servicing, LP	Granite City	62040	10/07/2002	78000		
Litton Loan Servicing, LP	Bloomington	61704	01/27/2003	135150		
Litton Loan Servicing, LP	Chicago	60646	05/14/2002	244800	03/22/2005	
Litton Loan Servicing, LP	Homer	61849	07/12/2002	73865	05/10/2005	
Litton Loan Servicing, LP	Cahokia	62206	06/26/2002	44200	05/23/2005	
Litton Loan Servicing, LP	Chicago	60652	07/19/2002	117750	05/31/2005	
Litton Loan Servicing, LP	Minier	61759	07/26/2002	113050	05/27/2005	
Litton Loan Servicing, LP	Joliet	60435	07/22/2002	117000	03/09/2005	
Litton Loan Servicing, LP	Chicago	60634	07/31/2002	202500		
Litton Loan Servicing, LP	Skokie	60076	07/31/2002	173400	05/06/2005	
Litton Loan Servicing, LP	Chicago	60629	11/05/2002	120000	05/24/2005	
Litton Loan Servicing, LP	Oak Forest	60452	11/06/2002	100000		06/13/2005
Litton Loan Servicing, LP	Kankakee	60901	01/17/2003	69000	04/20/2005	
Litton Loan Servicing, LP	Roselle	60172	11/26/2002	121600	06/16/2005	
Litton Loan Servicing, LP	Granite City	62040	01/02/2003	48000	02/03/2005	
Litton Loan Servicing, LP	Cary	60013	12/17/2002	324900		05/09/2005
Litton Loan Servicing, LP	Edwardsville	62025	12/30/2002	80000		03/11/2005
Litton Loan Servicing, LP	Chicago Heights	60411	01/24/2003	112625	05/24/2005	
Litton Loan Servicing, LP	Collinsville	62234	12/30/2002	40000		06/13/2005
Litton Loan Servicing, LP	Plano	60545	01/15/2003	137250	04/20/2005	
Litton Loan Servicing, LP	Dolton	60419	01/24/2003	88050	04/20/2005	
Litton Loan Servicing, LP	Mc Cook	60525	12/03/2001	160000		03/17/2005
Litton Loan Servicing, LP	Chicago	60628	12/21/2001	84000	02/28/2005	
Litton Loan Servicing, LP	Chicago	60623	01/14/2002	93100	05/27/2005	
Litton Loan Servicing, LP	Kankakee	60901	02/25/2002	73800		

Statewide Foreclosures for the First Half of 2005

Litton Loan Servicing, LP	Stockton	61085	03/05/2002	59500		04/13/2005
Litton Loan Servicing, LP	Geneseo	61254	04/03/2002	92650	05/10/2005	
Litton Loan Servicing, LP	Chicago	60615	04/30/2002	228000		
Litton Loan Servicing, LP	Chicago	60617	07/09/2002	144000	05/11/2005	
Litton Loan Servicing, LP	North Chicago	60064	12/31/1996	84000	06/14/2005	
Litton Loan Servicing, LP	Riverdale	60827	03/12/1998	44400	02/16/2005	
Litton Loan Servicing, LP	Chicago	60618	04/28/1998	100000	04/20/2005	
Litton Loan Servicing, LP	Granite City	62040	06/23/1998	57800	05/10/2005	
Litton Loan Servicing, LP	Calumet City	60409	09/04/2002	38000	05/19/2005	
Litton Loan Servicing, LP	Granite	62040	07/13/1998	53200		03/02/2005
Litton Loan Servicing, LP	Rockford	61102	09/05/2002	40000	05/27/2005	
Litton Loan Servicing, LP	Chicago	60652	09/01/1998	102000	02/24/2005	
Litton Loan Servicing, LP	Beach Park	60087	09/28/1998	139757	05/27/2005	
Litton Loan Servicing, LP	Chicago	60617	11/01/1998	73500		06/24/2005
Litton Loan Servicing, LP	Riverdale	60627	11/16/1998	48000	04/11/2005	
Litton Loan Servicing, LP	Harvey	60426	12/09/1998	62080	04/20/2005	
Litton Loan Servicing, LP	Chicago	60629	01/29/1999	84915	04/20/2005	
Litton Loan Servicing, LP	Moline	61265	01/30/1999	30600		
Litton Loan Servicing, LP	Chicago Heights	60411	02/17/1999	90000	06/14/2005	
Litton Loan Servicing, LP	Chicago	60617	03/01/1999	128000	04/20/2005	
Litton Loan Servicing, LP	Ford Heights	60411	07/13/2005	43863	05/10/2005	
Litton Loan Servicing, LP	Decatur	62526	03/25/1999	33975		02/01/2005
Litton Loan Servicing, LP	Chicago	60652	09/01/1999	212000	02/16/2005	
Litton Loan Servicing, LP	Chicago	60617	08/23/1999	183750	04/21/2005	06/06/2005
Litton Loan Servicing, LP	Phoenix	60426	10/01/1999	108000		03/24/2005
Litton Loan Servicing, LP	Chicago	60636	11/03/1999	54721	01/05/2005	
Litton Loan Servicing, LP	Alton	62202	02/29/2000	32800	06/28/2005	
Litton Loan Servicing, LP	Worth	60482	02/25/2000	95625	01/25/2005	
Litton Loan Servicing, LP	Jerseyville	62052	10/02/2002	42250	05/24/2005	
Litton Loan Servicing, LP	Chicago	60643	08/11/2005	111719	05/24/2005	
Litton Loan Servicing, LP	Chicago	60636	04/26/2000	74800	02/14/2005	
Litton Loan Servicing, LP	Algonquin	60102	05/16/2000	103500	03/31/2005	
Litton Loan Servicing, LP	Chicago	60620	05/01/2000	35000	04/20/2005	
Litton Loan Servicing, LP	Springfield	62703	05/18/2005	27115	05/10/2005	
Litton Loan Servicing, LP	Rock Island	61201	11/05/1999	59000	06/24/2005	
Litton Loan Servicing, LP	Rockford	61103	06/18/1999	50150	04/20/2005	
Litton Loan Servicing, LP	Chicago	60628	08/01/1999	66000		03/08/2005
Litton Loan Servicing, LP	Granite City	62040	08/09/1999	49500	01/26/2005	
Litton Loan Servicing, LP	Lake In The Hills	60102	08/17/1999	232000	02/01/2005	
Litton Loan Servicing, LP	Chicago	60612	08/17/1999	64000	03/29/2005	
Litton Loan Servicing, LP	Chicago	60636	09/13/1999	55500	04/27/2005	
Litton Loan Servicing, LP	Granite City	62040	09/10/1999	38500	01/26/2005	
Litton Loan Servicing, LP	Marine	62061	09/30/1999	46000		05/26/2005
Litton Loan Servicing, LP	Harrisburg	62946	10/13/1999	24000		
Litton Loan Servicing, LP	Petersburg	62675	11/22/1999	60379		
Litton Loan Servicing, LP	Round Lake Heights	60073	02/17/2000	90000	05/31/2005	
Litton Loan Servicing, LP	Chicago	60620	09/30/1999	84000	02/22/2005	
Litton Loan Servicing, LP	Chicago	60644	10/05/1999	110500		
Litton Loan Servicing, LP	Chicago	60621	10/19/1999	61200	06/27/2005	
Litton Loan Servicing, LP	Cahokia	62206	11/29/1999	31500		06/06/2005
Litton Loan Servicing, LP	Chicago	60628	12/10/1999	30000	05/10/2005	
Litton Loan Servicing, LP	Dekalb	60115	01/01/2000	75200	04/11/2005	
Litton Loan Servicing, LP	Hazelcrest	60426	01/26/2000	96000	02/01/2005	01/31/2005
Litton Loan Servicing, LP	Kankakee	60901	03/08/2000	64800	06/10/2005	
Litton Loan Servicing, LP	Chicago	60617	02/07/2000	111000	04/20/2005	
Litton Loan Servicing, LP	Kankakee	60901	02/11/2000	24000	04/27/2005	
Litton Loan Servicing, LP	Waukegan	60085	06/13/2000	73600		05/16/2005
Litton Loan Servicing, LP	Chicago	60639	06/28/2000	28000	02/17/2005	

Statewide Foreclosures for the First Half of 2005

Litton Loan Servicing, LP	Chicago	60628	05/10/2000	106250	03/16/2005	
Litton Loan Servicing, LP	Belleville	62221	06/15/2000	55250	06/28/2005	
Litton Loan Servicing, LP	Peora	61603	12/05/2002	63800		03/16/2005
Litton Loan Servicing, LP	Dixon	61021	12/19/2002	42000	06/01/2005	
Litton Loan Servicing, LP	Chicago	60639	11/29/2002	25000	03/14/2005	
Litton Loan Servicing, LP	Mundelein	60060	02/12/2003	140000	05/18/2005	
Litton Loan Servicing, LP	El Paso	61738	04/28/2003	67500	03/31/2005	
Litton Loan Servicing, LP	Chicago	60611	04/10/2003	400000	04/05/2005	
Litton Loan Servicing, LP	Mchenry	60050	04/21/2003	114750	03/04/2005	
Litton Loan Servicing, LP	Sycamore	60178	04/30/2003	121500	05/24/2005	
Litton Loan Servicing, LP	Romeoville	60446	05/08/2003	144500	04/05/2005	06/22/2005
Litton Loan Servicing, LP	Bellwood	60104	05/01/2003	109000	04/12/2005	
Litton Loan Servicing, LP	Country Club Hills	60478	05/22/2003	178400	05/17/2005	
Litton Loan Servicing, LP	Chicago	60619	05/29/2003	72000	03/15/2005	
Litton Loan Servicing, LP	Riverdale	60827	04/15/2003	79200	06/01/2005	
Litton Loan Servicing, LP	Rolling Meadows	60008	05/06/2003	150000	05/10/2005	
Litton Loan Servicing, LP	Belvidere	61008	05/30/2003	488000	05/17/2005	
Litton Loan Servicing, LP	Lindenhurst	60046	05/30/2003	255500	06/24/2005	
Litton Loan Servicing, LP	Chicago	60649	05/15/2003	75000	04/13/2005	04/15/2005
Litton Loan Servicing, LP	Country Club Hills	60478	04/25/2003	174250	03/03/2005	
Litton Loan Servicing, LP	Homewood	60430	04/20/2005	125175	03/03/2005	
Litton Loan Servicing, LP	Waukegan	60085	06/24/2003	123250	04/20/2005	
Litton Loan Servicing, LP	Village Of Lakewood	60014	06/10/2003	244000	04/27/2005	
Litton Loan Servicing, LP	Port Barrington	60010	06/09/2003	310000	05/13/2005	
Litton Loan Servicing, LP	Skokie	60076	06/17/2003	414000	05/10/2005	
Litton Loan Servicing, LP	Rockford	61102	01/16/2003	62400	04/13/2005	06/07/2005
Litton Loan Servicing, LP	Blue Island	60406	06/09/2003	146605	05/10/2005	
Litton Loan Servicing, LP	Berwyn	60402	06/30/2003	191200		03/09/2005
Litton Loan Servicing, LP	Chicago	60651	01/08/2003	129200	04/25/2005	
Litton Loan Servicing, LP	Wataga	61414	05/02/2003	102400	05/27/2005	
Litton Loan Servicing, LP	Chicago	60617	07/11/2002	76000	06/21/2005	
Litton Loan Servicing, LP	Aurora	60504	06/20/2003	139500	04/20/2005	
Litton Loan Servicing, LP	Calumet City	60409	01/21/2003	137750	01/28/2005	
Litton Loan Servicing, LP	Chicago	60628	06/19/2003	53300	04/27/2005	
Litton Loan Servicing, LP	East St Louis	62203	07/18/2003	49950	06/10/2005	
Litton Loan Servicing, LP	Calumet City	60409	09/26/2003	207200		
Litton Loan Servicing, LP	Edwardsville	62025	09/22/2003	110500	04/19/2005	
Litton Loan Servicing, LP	Richton Park	60471	09/29/2003	150000	03/11/2005	
Litton Loan Servicing, LP	Moro	62067	09/26/2003	57200	03/03/2005	
Litton Loan Servicing, LP	Lawrenceville	62439	04/21/2003	20000	05/19/2005	
Litton Loan Servicing, LP	Chicago	60636	05/05/2003	120000		01/26/2005
Litton Loan Servicing, LP	Chicago	60623	08/28/2003	46300		01/20/2005
Litton Loan Servicing, LP	Matteson	60443	09/10/2003	350000	05/06/2005	
Litton Loan Servicing, LP	Mokena	60448	05/30/2003	235800	06/14/2005	
Litton Loan Servicing, LP	Newark	60541	07/30/2003	69000		04/11/2005
Litton Loan Servicing, LP	Rockford	61109	04/13/2005	19655	06/07/2005	
Litton Loan Servicing, LP	Steger	60475	07/30/2003	152800	05/11/2005	
Litton Loan Servicing, LP	Chicago	60620	10/08/2002	50000	05/18/2005	
Litton Loan Servicing, LP	Hudson	61748	04/14/2003	132000	05/06/2005	
Litton Loan Servicing, LP	Macomb	61455	04/21/2003	85500	06/21/2005	
Litton Loan Servicing, LP	Oquawka	61469	06/09/2003	93000	06/15/2005	
Litton Loan Servicing, LP	Midlothian	60445	05/29/2003	100000	06/16/2005	
Litton Loan Servicing, LP	Hainesville	60073	06/09/2003	126400	03/11/2005	
Litton Loan Servicing, LP	Chicago	60636	12/05/2003	52500	05/12/2005	
Litton Loan Servicing, LP	Cahokia	62206	12/19/2003	79900	02/04/2005	
Litton Loan Servicing, LP	Romeoville	60446	12/26/2003	170400	04/14/2005	
Litton Loan Servicing, LP	Ingleside	60041	02/11/2003	229500	02/15/2005	04/29/2005
Litton Loan Servicing, LP	Waukegan	60085	03/05/2003	92000	04/27/2005	

Statewide Foreclosures for the First Half of 2005

Litton Loan Servicing, LP	Hillsboro	62049	01/30/2003	46500		05/16/2005
Litton Loan Servicing, LP	Riverdale	60827	05/22/2001	75650	05/10/2005	
Litton Loan Servicing, LP	Litchfield	62056	08/13/2001	69700	06/24/2005	
Litton Loan Servicing, LP	Chicago	60636	08/30/2002	116000	03/31/2005	
Litton Loan Servicing, LP	Maywood	60153	11/16/2001	118400	06/29/2005	
Litton Loan Servicing, LP	Chicago	60619	12/20/2001	212500		
Litton Loan Servicing, LP	Chicago	60618	02/07/2002	420000	05/04/2005	
Litton Loan Servicing, LP	Crete	60417	02/05/2002	171000	02/22/2005	
Litton Loan Servicing, LP	Antioch	60002	02/21/2002	89100	06/07/2005	
Litton Loan Servicing, LP	Rockford	61109	02/15/2002	48450	06/14/2005	
Litton Loan Servicing, LP	Dupo	62239	02/28/2002	48000	05/26/2005	
Litton Loan Servicing, LP	Blue Island	60409	03/25/2002	60000	04/27/2005	
Litton Loan Servicing, LP	Chicago	60617	07/29/2002	94900	02/16/2005	
Litton Loan Servicing, LP	Chicago	60649	06/25/2002	339300	03/22/2005	06/20/2005
Litton Loan Servicing, LP	Des Plaines	60018	06/14/2002	268500	02/14/2005	
Litton Loan Servicing, LP	Round Lake Beach	60073	06/26/2002	160000	05/10/2005	
Litton Loan Servicing, LP	Lake Villa	60046	06/28/2002	124000	05/24/2005	
Litton Loan Servicing, LP	Bolingbrook	60440	07/22/2002	192000	02/03/2005	
Litton Loan Servicing, LP	Montgomery	60538	07/31/2002	231676	06/07/2005	
Litton Loan Servicing, LP	Sandwich	60548	04/06/2004	148000	01/06/2005	
Litton Loan Servicing, LP	Chicago	60631	04/30/2004	340000	05/24/2005	
Litton Loan Servicing, LP	Evergreen Park	60805	04/07/2004	176000	03/16/2005	
Litton Loan Servicing, LP	Roscoe	61073	04/02/2004	103200	05/10/2005	
Litton Loan Servicing, LP	Palatine	60067	06/18/2004	237600	03/03/2005	
Litton Loan Servicing, LP	Elmwood Park	60707	07/08/2004	184000	03/15/2005	
Litton Loan Servicing, LP	Glendale Heights	60139	06/30/2004	99200	06/21/2005	
Litton Loan Servicing, LP	Belvidere	61008	06/30/2004	99996	05/10/2005	
Litton Loan Servicing, LP	Mchenry	60050	03/30/2004	188000	03/08/2005	
Litton Loan Servicing, LP	Mokena	60448	05/17/2004	274500	05/10/2005	
Litton Loan Servicing, LP	Calumet Park	60643	05/14/2004	60000	06/28/2005	
Litton Loan Servicing, LP	Chicago	60607	05/11/2004	154800	06/07/2005	
Litton Loan Servicing, LP	Bolingbrook	60440	05/21/2004	150500	06/01/2005	
Litton Loan Servicing, LP	Dolton	60419	05/05/2004	76000	03/15/2005	
Litton Loan Servicing, LP	Chicago	60636	05/03/2004	92000	04/16/2005	
Litton Loan Servicing, LP	Decatur	62526	06/29/2004	144892	05/26/2005	
Litton Loan Servicing, LP	Lake In The Hills	60156	07/01/2004	154500	06/21/2005	
Litton Loan Servicing, LP	Park Forest	60466	12/31/2000	67500	01/06/2005	
Litton Loan Servicing, LP	Chicago	60615	06/12/2002	175950		06/21/2005
Litton Loan Servicing, LP	Morton Grove	60053	08/07/2002	340000	05/24/2005	
Litton Loan Servicing, LP	Chicago	60644	02/26/2004	71550		05/16/2005
Litton Loan Servicing, LP	Addison	60101	06/20/2003	176400		06/16/2005
Litton Loan Servicing, LP	Chicago	60646	05/28/2003	242000	03/29/2005	
Litton Loan Servicing, LP	Chicago	60651	08/11/2004	324000	02/09/2005	
Litton Loan Servicing, LP	Chicago	60651	08/11/2004	81000	04/05/2005	
Litton Loan Servicing, LP	Chicago	60827	07/13/2004	70400	05/10/2005	
Litton Loan Servicing, LP	Elgin	60123	08/02/2004	180500	06/07/2005	
Litton Loan Servicing, LP	Oak Forest	60452	07/28/2004	213600	06/07/2005	
Litton Loan Servicing, LP	Chicago	60621	08/23/2004	137750	03/08/2005	
Litton Loan Servicing, LP	Burbank	60459	08/11/2004	273700	06/13/2005	
Litton Loan Servicing, LP	Chicago	60636	05/18/2005	191580	06/13/2005	
Litton Loan Servicing, LP	Chicago	60652	11/02/2001	56000	06/09/2005	
Litton Loan Servicing, LP	Frankfort	60423	06/23/2003	156000		
Litton Loan Servicing, LP	Dolton	60419	06/25/2003	118800	04/27/2005	
Litton Loan Servicing, LP	Dolton	60419	02/14/2003	115000	06/07/2005	
Litton Loan Servicing, LP	Rock City	61070	02/21/2003	135000	05/18/2005	
Litton Loan Servicing, LP	Kingston	60145	04/30/2003	157500		
Litton Loan Servicing, LP	Machesney Park	61115	03/31/2000	73350		06/14/2005
Litton Loan Servicing, LP	Brighton	62012	04/02/2001	54000	05/19/2005	

Statewide Foreclosures for the First Half of 2005

Litton Loan Servicing, LP	Chicago	60643	03/11/1999	86400	04/27/2005	
Litton Loan Servicing, LP	Hazel Crest	60429	03/04/2004	135000	03/22/2005	
Litton Loan Servicing, LP	Chicago	60628	08/22/2001	56250	01/07/2005	
Litton Loan Servicing, LP	South Roxana	62087	10/31/2002	60800	01/07/2005	
Litton Loan Servicing, LP	Chicago Heights	60411	02/18/2003	76500	03/11/2005	
Litton Loan Servicing, LP	Hazel Crest	60429	04/08/2003	161000	05/16/2005	
Litton Loan Servicing, LP	Cary	60013	01/17/2003	387000	06/02/2005	
Litton Loan Servicing, LP	Chicago	60636	02/19/2003	72000	04/13/2005	
Litton Loan Servicing, LP	Chicago	60636	03/05/2003	78400	03/14/2005	
Litton Loan Servicing, LP	Chicago	60628	05/16/2003	104000	03/14/2005	
Litton Loan Servicing, LP	Streator	61364	09/21/2004	39000	06/07/2005	
Litton Loan Servicing, LP	Palatine	60067	09/20/2004	88000	06/13/2005	
Litton Loan Servicing, LP	Westchester	60154	09/14/2004	255000	06/16/2005	
Litton Loan Servicing, LP	Chicago	60653	09/28/2004	360000	06/07/2005	
Litton Loan Servicing, LP	Elgin	60120	09/30/2004	132000	06/13/2005	
Litton Loan Servicing, LP	Chicago	60623	09/29/2004	180000	06/13/2005	
Litton Loan Servicing, LP	Wonder Lake	60097	05/12/2004	150000	04/05/2005	
Litton Loan Servicing, LP	Evanston	60202	06/02/2004	337500	01/19/2005	
Litton Loan Servicing, LP	Joliet	60436	07/30/2004	57000	01/19/2005	
Litton Loan Servicing, LP	Kankakee	60901	01/05/2004	61200	04/05/2005	
Litton Loan Servicing, LP	Chicago	60651	05/19/2004	200000	01/19/2005	
Litton Loan Servicing, LP	Westmont	60559	12/05/2003	174250	01/19/2005	
Litton Loan Servicing, LP	Calumet City	60409	10/09/2001	84700	02/03/2005	
Litton Loan Servicing, LP	Chicago	60628	05/30/2002	82000	02/03/2005	
Litton Loan Servicing, LP	Gardner	60424	01/24/2003	104577	05/24/2005	
Litton Loan Servicing, LP	Chicago	60628	05/06/2002	87550	02/03/2005	
Litton Loan Servicing, LP	Galesburg	61401	05/27/2004	109250	02/04/2005	
Litton Loan Servicing, LP	South Elgin	60177	12/27/2002	153000	02/07/2005	
Litton Loan Servicing, LP	Beckemeyer	62219	06/18/2003	65800	02/07/2005	
Litton Loan Servicing, LP	Watseka	60970	08/15/2003	66000	02/07/2005	
Litton Loan Servicing, LP	Alton	62002	04/15/2004	100000	05/24/2005	
Litton Loan Servicing, LP	Crest Hill	60435	07/05/2005	135234	03/03/2005	
Litton Loan Servicing, LP	Chicago	60613	05/07/2002	145800	03/03/2005	
Litton Loan Servicing, LP	Forest Park	60130	08/14/2003	95250	03/03/2005	
Litton Loan Servicing, LP	Hoopeston	60942	01/11/2000	34000	05/24/2005	
Litton Loan Servicing, LP	Wonder Lake	60097	05/27/2003	300000	05/10/2005	
Litton Loan Servicing, LP	Aurora	60504	10/26/2004	234400	04/06/2005	
Litton Loan Servicing, LP	Bolingbrook	60440	11/28/2003	252000	06/10/2005	
Litton Loan Servicing, LP	Chicago	60637	01/14/2004	213750	04/29/2005	05/31/2005
Litton Loan Servicing, LP	Lombard	60148	01/12/2004	185000	04/06/2005	
Litton Loan Servicing, LP	Chicago	60617	01/06/2004	147250	04/06/2005	
Litton Loan Servicing, LP	Hazel Crest	60429	01/30/2004	72900	04/06/2005	
Litton Loan Servicing, LP	Glendale Heights	60139	01/26/2004	123500	04/06/2005	
Litton Loan Servicing, LP	Crete	60417	02/04/2004	364000	04/06/2005	
Litton Loan Servicing, LP	Carpentersville	60110	02/24/2004	156750	06/29/2005	
Litton Loan Servicing, LP	Matteson	60443	03/31/2004	93000	04/06/2005	
Litton Loan Servicing, LP	Chicago	60609	04/12/2004	140800	04/05/2005	
Litton Loan Servicing, LP	Cicero	60804	09/07/2004	220000	04/05/2005	
Litton Loan Servicing, LP	Paxton	60957	05/01/2002	64800	04/05/2005	
Litton Loan Servicing, LP	Peoria Heights	61616	06/29/2004	58500	04/05/2005	
Litton Loan Servicing, LP	Jacksonville	62650	05/03/2004	198900	04/08/2005	03/21/2005
Litton Loan Servicing, LP	Elkhart	62634	09/24/2004	180500	04/08/2005	
Litton Loan Servicing, LP	Lindenhurst	60046	12/17/1999	169800	04/28/2005	
Litton Loan Servicing, LP	Polo	61064	09/24/1999	84000	06/10/2005	
Litton Loan Servicing, LP	East St Louis	62204	10/30/2000	31500	04/28/2005	06/03/2005
Litton Loan Servicing, LP	Chicago	60641	04/26/2002	275000	04/28/2005	
Litton Loan Servicing, LP	Chicago	60639	03/02/2004	157600	04/28/2005	
Litton Loan Servicing, LP	Rockford	61103	10/03/2002	61600	04/28/2005	

Statewide Foreclosures for the First Half of 2005

Litton Loan Servicing, LP	Davis	61019	10/09/2002	89600	04/28/2005	
Litton Loan Servicing, LP	Belvidere	61112	10/29/2002	59200	04/28/2005	
Litton Loan Servicing, LP	Rockford	61101	12/31/2002	56800	04/28/2005	
Litton Loan Servicing, LP	Rockford	61103	12/31/2002	56000	04/28/2005	
Litton Loan Servicing, LP	Chicago	60619	06/14/1994	52000	04/28/2005	
Litton Loan Servicing, LP	Dolton	60419	08/26/1994	71100	04/28/2005	
Litton Loan Servicing, LP	N Barrington	60010	08/30/1995	360000	04/28/2005	
Litton Loan Servicing, LP	Chicago	60636	09/09/2004	188700	05/04/2005	
Litton Loan Servicing, LP	Glenview	60025	09/14/2004	172800	05/04/2005	
Litton Loan Servicing, LP	East Moline	61244	08/10/1998	40500	06/15/2005	
Litton Loan Servicing, LP	Montgomery	60538	02/11/2003	132300	05/10/2005	
Litton Loan Servicing, LP	Niles	60714	12/29/1998	112000	05/04/2005	
Litton Loan Servicing, LP	Clarendon Hills	60527	01/27/2003	722500	05/04/2005	
Litton Loan Servicing, LP	Chicago	60651	10/14/2004	345000	05/04/2005	
Litton Loan Servicing, LP	Newark	60541	01/25/2002	144000	05/04/2005	
Litton Loan Servicing, LP	Chicago	60618	01/29/2004	382500	05/04/2005	
Litton Loan Servicing, LP	Springfield	62707	04/29/1999	38350	05/06/2005	
Litton Loan Servicing, LP	Chicago	60637	01/15/2002	110700	05/06/2005	
Litton Loan Servicing, LP	Huntley	60142	02/17/2004	333700	05/06/2005	
Litton Loan Servicing, LP	Gillespie	62033	08/19/2004	34300	06/03/2005	
Litton Loan Servicing, LP	Rockdale	60436	12/17/1998	107500	06/06/2005	
Litton Loan Servicing, LP	Springfield	62703	05/27/1999	43200	06/06/2005	
Litton Loan Servicing, LP	Bloomington	61701	08/10/2004	73000	06/07/2005	
Litton Loan Servicing, LP	Carbon Hill	60416	04/09/2004	119500	06/03/2005	
Litton Loan Servicing, LP	Chicago	60621	10/18/2004	212500	06/14/2005	
Litton Loan Servicing, LP	Forest Park	60130	12/13/2004	144000	06/06/2005	
Litton Loan Servicing, LP	Chicago	60621	12/22/2004	71400	06/14/2005	
Litton Loan Servicing, LP	Chicago	60617	12/29/2004	176000	06/06/2005	
Litton Loan Servicing, LP	E Saint Lou	62203	03/19/1998	18000	06/17/2005	
Litton Loan Servicing, LP	Belleville	62223	01/04/2000	108800	06/17/2005	
Litton Loan Servicing, LP	Decatur	62526	07/26/2000	56700	06/17/2005	
Litton Loan Servicing, LP	Chicago	60636	03/16/2000	64000	06/17/2005	
Litton Loan Servicing, LP	Park Forest	60466	05/23/2000	72250	06/17/2005	
Litton Loan Servicing, LP	Chicago	60644	11/27/2002	74700	04/15/2005	
Litton Loan Servicing, LP	Chicago	60632	05/21/2003	153000	06/24/2005	
Litton Loan Servicing, LP	Harvey	60426	06/11/2003	147050	01/11/2005	
Litton Loan Servicing, LP	Plano	60545	08/20/2003	131400	05/10/2005	
Litton Loan Servicing, LP	Hawthorn Woods	60047	08/12/2003	382500	06/24/2005	
Litton Loan Servicing, LP	Chicago	60616	08/29/2003	185250	06/28/2005	
Litton Loan Servicing, LP	Hainesville	60073	09/25/2003	156600	06/17/2005	
Litton Loan Servicing, LP	Country Club Hills	60478	09/19/2003	140400	03/29/2005	
Litton Loan Servicing, LP	South Holland	60473	09/11/2003	144000	03/31/2005	
Litton Loan Servicing, LP	Crete	60417	10/08/2003	292000		
Litton Loan Servicing, LP	Chicago	60628	01/08/2004	120000	02/22/2005	
Litton Loan Servicing, LP	Sauk Village	60411	02/27/2004	200000	03/15/2005	
Litton Loan Servicing, LP	Palatine	60074	03/30/2004	79919	05/10/2005	
Litton Loan Servicing, LP	Champaign	61821	04/07/2004	101650	06/15/2005	
Litton Loan Servicing, LP	Chicago	60629	04/26/2004	181800	06/27/2005	
Litton Loan Servicing, LP	Glen Ellyn	60137	05/21/2004	79200	06/23/2005	
Litton Loan Servicing, LP	Wilmington	60481	08/10/2004	80000	02/22/2005	
Litton Loan Servicing, LP	Savanna	61074	08/10/2004	77400	03/18/2005	
Litton Loan Servicing, LP	Chicago	60617	09/09/2004	93840	03/29/2005	
Litton Loan Servicing, LP	Chicago	60638	09/20/2004	210000	06/15/2005	
Litton Loan Servicing, LP	Kankakee	60901	03/09/2000	33600	06/17/2005	
Litton Loan Servicing, LP	Rockford	61108	08/10/2001	64604		
Litton Loan Servicing, LP	Brighton	62012	11/20/2003	40000	03/08/2005	
Litton Loan Servicing, LP	Aurora	60505	03/08/2004	28000	01/14/2005	
Litton Loan Servicing, LP	Findlay	62534	04/07/2005	18750	02/07/2005	

Statewide Foreclosures for the First Half of 2005

Litton Loan Servicing, LP		Collinsville	62234	06/09/2003	148500	04/14/2005	
Litton Loan Servicing, LP		Dolton	60419	03/30/2004	93600	04/05/2005	
Litton Loan Servicing, LP		Montgomery	60538	03/29/2004	169893	06/14/2005	
Litton Loan Servicing, LP		Olympia Fields	60461	05/29/2003	244950		05/25/2005
Litton Loan Servicing, LP		Bloomington	61701	07/13/2005	73550	06/07/2005	
Litton Loan Servicing, LP		Schaumburg	60193	05/11/2004	119600	05/10/2005	
Litton Loan Servicing, LP		Sparland	61565	05/05/2004	131750	03/08/2005	
Litton Loan Servicing, LP		Summit	60501	05/12/2004	202000	04/05/2005	
Litton Loan Servicing, LP		Kankakee	60901	10/31/2003	47200		06/08/2005
Litton Loan Servicing, LP		Kankakee	60901	07/11/2003	55250		03/16/2005
Litton Loan Servicing, LP		Chicago	60643	09/23/2003	66000	06/21/2005	
Litton Loan Servicing, LP		Kankakee	60901	11/12/2003	59200		03/10/2005
Litton Loan Servicing, LP		Kankakee	60901	10/23/2003	57600	03/08/2005	
Litton Loan Servicing, LP		Elmwood Park	60707	11/25/2003	340000	04/05/2005	
Litton Loan Servicing, LP		Freeport	61032	07/27/2000	69350	02/07/2005	
Litton Loan Servicing, LP		Chicago	60620	07/21/2000	56000	05/10/2005	
Litton Loan Servicing, LP		Edwardsville	62025	04/19/2001	114000	02/09/2005	
Litton Loan Servicing, LP		Hazel Crest	60429	07/03/2001	79000	01/07/2005	
Litton Loan Servicing, LP		Chicago	60643	09/05/2001	81000	03/11/2005	
Litton Loan Servicing, LP		Rockford	61104	01/11/2002	42500		
Litton Loan Servicing, LP		Fairview Heights	62208	06/21/2002	65000	01/07/2005	
Litton Loan Servicing, LP		Peoria	61603	10/02/2002	54100	06/09/2005	
Litton Loan Servicing, LP		Elgin	60123	08/17/2004	137025	06/07/2005	
Litton Loan Servicing, LP		Chicago	60634	07/29/2004	213750	05/17/2005	
Litton Loan Servicing, LP		Wilmington	60481	08/25/2004	196000	06/28/2005	
Litton Loan Servicing, LP		Schaumburg	60193	04/19/2004	227500	01/20/2005	
Litton Loan Servicing, LP		Burnham	60633	09/01/2004	91200	05/27/2005	
Litton Loan Servicing, LP		Chicago	60653	04/22/2004	320625	05/10/2005	
Litton Loan Servicing, LP	Cook	Chicago	60609	03/25/1997	66300	02/02/2005	
Litton Loan Servicing, LP	Cook	Markham	60426	01/27/1997	16600	04/18/2005	
Litton Loan Servicing, LP	Cook	Chicago	60649	06/10/1997	79515	01/24/2005	
Litton Loan Servicing, LP	Cook	Chicago	60628	01/11/2003	66856		06/06/2005
Litton Loan Servicing, LP	Cook	Matteson	60443	03/07/2003	102618	04/27/2005	
Litton Loan Servicing, LP	Cook	Chicago	60617	10/08/2002	63990	01/06/2005	
Litton Loan Servicing, LP	Lake	Waukegan	60085	08/24/1998	30500	06/07/2005	
Litton Loan Servicing, LP	Cook	Chicago	60628	08/06/1998	59500	06/08/2005	
Litton Loan Servicing, LP	Cook	Country Club Hill	60478	11/19/2002	131250	05/27/2005	
Litton Loan Servicing, LP	Cook	Dolton	60419	08/11/2003	117306	02/07/2005	
Litton Loan Servicing, LP	Cook	Calumet Park	60827	08/21/1999	67500	06/07/2005	
Litton Loan Servicing, LP	Sangamon	Springfield	62703	10/20/1998	42268	02/14/2005	05/10/2005
Litton Loan Servicing, LP	Cook	Arlington Heights	60005	08/13/1998	135052	02/07/2005	
Litton Loan Servicing, LP	Cook	Chicago	60628	04/16/2004	92479	01/11/2005	
Litton Loan Servicing, LP	Cook	Dolton	60419	04/01/2002	96422	03/24/2005	
Litton Loan Servicing, LP	Will	Mokena	60448	06/10/2002	149166	04/14/2005	
Litton Loan Servicing, LP	Cook	Chicago	60609	12/22/1997	25000	05/24/2005	
Litton Loan Servicing, LP	Winnebago	Rockford	61114	12/10/2003	78318	02/24/2005	
Litton Loan Servicing, LP	Tazewell	Mackinaw	61755	09/02/1998	94125	04/16/2005	
Litton Loan Servicing, LP	Cook	Hazel Crest	60429	08/12/1998	102000	06/21/2005	
Litton Loan Servicing, LP	Winnebago	Loves Park	61111	08/13/1998	66400	01/06/2005	
Litton Loan Servicing, LP	Cook	Chicago	60643	09/15/1998	123750	05/06/2005	
Litton Loan Servicing, LP	Will	Lockport	60441	11/16/1998	123000	01/11/2005	
Litton Loan Servicing, LP	Cook	Dolton	60419	09/10/2002	68312	04/27/2005	06/08/2005
Litton Loan Servicing, LP	Cook	Chicago	60637	08/05/2000	40300	06/23/2005	
Litton Loan Servicing, LP	Will	Joliet	60435	07/07/2000	103500	06/21/2005	
Litton Loan Servicing, LP	Cook	Chicago	60628	10/09/2002	51352	05/12/2005	
Litton Loan Servicing, LP	Kankakee	St.Anne	60964	07/22/1998	45675	05/26/2005	
Litton Loan Servicing, LP	Cook	Chicago	60636	07/29/1999	48300	01/18/2005	
Litton Loan Servicing, LP	Saint Clair	Belleville	62223	10/16/2000	49500	01/05/2005	03/09/2005

Statewide Foreclosures for the First Half of 2005

Litton Loan Servicing, LP	Cook	Chicago	60609	06/22/1995	56050	01/24/2005	
Litton Loan Servicing, LP	Macon	Decatur	62526	07/16/1998	20000	04/04/2005	
Litton Loan Servicing, LP	Cook	Chicago	60643	08/23/2000	40000	03/03/2005	
Litton Loan Servicing, LP	Saint Clair	Cahokia	62206	03/31/1999	36000	06/07/2005	
Litton Loan Servicing, LP	Monroe	Waterloo	62298	07/31/1999	43000	05/05/2005	
Litton Loan Servicing, LP	Cook	Chicago	60643	10/30/2001	78750	05/10/2005	
Litton Loan Servicing, LP	Cook	Chicago	60628	07/01/2005	81629	05/24/2005	
Litton Loan Servicing, LP	Cook	Chicago	60636	03/06/2000	44000	03/22/2005	
Litton Loan Servicing, LP	Cook	Dolton	60419	12/21/1994	61750	06/07/2005	
Litton Loan Servicing, LP	Kankakee	Kankakee	60901	07/23/1999	60000	06/27/2005	
Litton Loan Servicing, LP	Bond	Pocahontas	62275	07/12/1999	43200	01/14/2005	
Litton Loan Servicing, LP	Cook	Chicago	60619	10/22/2001	85234	01/06/2005	
Litton Loan Servicing, LP	Will	Naperville	60565	09/08/2004	240447	05/10/2005	
Litton Loan Servicing, LP	McHenry	Mc Henry	60050	08/05/2004	102370	04/05/2005	
Litton Loan Servicing, LP	Saint Clair	Belleville	62220	08/21/2003	42156	04/13/2005	
Litton Loan Servicing, LP	Cook	Harvey	60426	08/20/1999	89250	06/06/2005	
Litton Loan Servicing, LP	Madison	Alton	62002	12/07/2002	26861	04/21/2005	06/09/2005
Litton Loan Servicing, LP	Will	Bolingbrook	60440	09/28/2004	272075	05/17/2005	
Litton Loan Servicing, LP	Kankakee	Hopkins Park	60964	01/27/2000	70500	03/30/2005	06/08/2005
Litton Loan Servicing, LP	Cook	Chicago	60611	03/29/1999	194025	05/10/2005	
Litton Loan Servicing, LP	Madison	Troy	62294	04/08/2004	90648	05/10/2005	
Litton Loan Servicing, LP	Henry	Colona	61241	08/03/2000	44371	02/07/2005	
Litton Loan Servicing, LP	Alexander	Tamms	62988	10/04/2000	25500	04/06/2005	06/13/2005
Litton Loan Servicing, LP	Macon	Decatur	62522	12/29/2000	37500	05/24/2005	
LoanCare Servicing Center, Inc.	University Parl	Will	60466	07/20/2003	20550	02/28/2005	
LoanCare Servicing Center, Inc.	Bement	Platt	61813	10/26/2002	63000	01/15/2005	
Logan County Bank	Logan	Lincoln	62656	03/17/2000	19407	01/10/2005	04/29/2005
Logan County Bank	Logan	Lincoln	62656	03/07/2001	34346	01/14/2005	06/01/2005
Long Beach Mortgage Company	KANKAKEE	KANKAKEE	60901	01/14/2003	58400	08/01/2004	04/06/2005
Long Beach Mortgage Company	COOK	FORD HEIGHTS	60411	01/24/2003	39200	05/23/2005	
Long Beach Mortgage Company	WILL	STEGER	60475	01/30/2003	88000	03/16/2005	
Long Beach Mortgage Company	COOK	BELLWOOD	60104	03/27/2003	132000	07/05/2004	06/10/2005
Long Beach Mortgage Company	KANKAKEE	KANKAKEE	60901	03/21/2003	42700	02/26/2005	
Long Beach Mortgage Company	COOK	OLYMPIA FIELDS	60461	04/30/2003	574200	05/21/2004	01/20/2005
Long Beach Mortgage Company	COOK	CHICAGO	60636	06/13/2003	86400	10/18/2004	06/15/2005
Long Beach Mortgage Company	COOK	CHICAGO	60619	09/24/2003	117600	01/18/2005	
Long Beach Mortgage Company	COOK	CHICAGO	60629	10/30/2003	67500	02/21/2005	
Long Beach Mortgage Company	KANKAKEE	KANKAKEE	60901	12/02/2003	70800	06/13/2005	
Long Beach Mortgage Company	KANKAKEE	KANKAKEE	60901	11/13/2003	47200	09/30/2004	05/26/2005
Long Beach Mortgage Company	CHAMPAIGN	MAHOMET	61853	12/04/2003	104000	03/19/2005	
Long Beach Mortgage Company	COOK	CHICAGO	60621	05/07/2004	135000	01/19/2005	
Long Beach Mortgage Company	COOK	WHEELING	60090	07/30/2004	130000	06/14/2005	
Long Beach Mortgage Company	COOK	CHICAGO	60634	08/31/2004	195200	06/16/2005	
Long Beach Mortgage Company	COOK	HARVEY	60426	01/16/2003	67500	09/01/2004	05/04/2005
Long Beach Mortgage Company	MCHENRY	LAKE IN THE HILLS	60156	02/07/2003	586000	05/11/2004	01/14/2005
Long Beach Mortgage Company	COOK	HARVEY	60426	02/27/2003	85500	02/21/2005	
Long Beach Mortgage Company	COOK	CHICAGO	60619	02/24/2003	55250	03/17/2005	
Long Beach Mortgage Company	KANKAKEE	ST ANNE	60964	02/26/2003	55250	06/16/2005	
Long Beach Mortgage Company	COOK	CHICAGO	60651	02/28/2003	168000	06/24/2004	02/24/2005
Long Beach Mortgage Company	COOK	CHICAGO	60651	02/28/2003	42000	06/25/2004	02/24/2005
Long Beach Mortgage Company	COOK	CHICAGO	60628	03/20/2003	95200	09/11/2004	06/27/2005
Long Beach Mortgage Company	MCHENRY	MC HENRY	60050	03/31/2003	145350	05/19/2005	
Long Beach Mortgage Company	COOK	CICERO	60804	03/20/2003	153600	10/21/2003	03/03/2005
Long Beach Mortgage Company	COOK	CICERO	60804	03/20/2003	38400	10/22/2003	03/03/2005
Long Beach Mortgage Company	MACON	DECATUR	62521	03/24/2003	53600	05/15/2004	01/19/2005
Long Beach Mortgage Company	MACON	DECATUR	62521	03/24/2003	13400	05/17/2004	01/19/2005
Long Beach Mortgage Company	COOK	COUNTRY CLUB HILLS	60478	03/26/2003	93500	11/29/2004	04/06/2005
Long Beach Mortgage Company	LA SALLE	LELAND	60531	04/10/2003	172000	06/02/2004	02/17/2005

Statewide Foreclosures for the First Half of 2005

Long Beach Mortgage Company	MACOUPIN	GILLESPIE	62033	03/31/2003	71200	06/10/2004	02/09/2005
Long Beach Mortgage Company	WILL	BOLINGBROOK	60440	04/21/2003	200700	05/11/2004	01/27/2005
Long Beach Mortgage Company	COOK	MARKHAM	60426	04/30/2003	169150	01/17/2005	
Long Beach Mortgage Company	COOK	CHICAGO	60618	04/08/2003	440000	05/14/2004	03/08/2005
Long Beach Mortgage Company	COOK	CHICAGO	60618	04/08/2003	110000	05/17/2004	03/08/2005
Long Beach Mortgage Company	LAKE	FOX LAKE	60020	04/15/2003	187000	04/22/2005	
Long Beach Mortgage Company	COOK	CHICAGO	60609	04/15/2003	168000	05/31/2005	
Long Beach Mortgage Company	COOK	CICERO	60804	04/29/2003	172000	06/16/2005	
Long Beach Mortgage Company	COOK	CICERO	60804	04/29/2003	43000	06/16/2005	
Long Beach Mortgage Company	KANE	NORTH AURORA	60542	04/30/2003	183600	12/03/2003	06/03/2005
Long Beach Mortgage Company	COOK	CHICAGO	60623	06/23/2003	160000	01/17/2005	
Long Beach Mortgage Company	KANKAKEE	BUCKINGHAM	60917	05/30/2003	75200	01/03/2005	
Long Beach Mortgage Company	DOUGLAS	NEWMAN	61942	05/15/2003	73000	06/30/2004	03/30/2005
Long Beach Mortgage Company	LAKE	BARRINGTON	60010	05/16/2003	567000	04/30/2005	
Long Beach Mortgage Company	COOK	SOUTH HOLLAND	60473	06/11/2003	248000	06/29/2004	05/27/2005
Long Beach Mortgage Company	COOK	SOUTH HOLLAND	60473	06/11/2003	62000	06/30/2004	05/27/2005
Long Beach Mortgage Company	STEPHENSON	FREEPORT	61032	05/23/2003	92000	05/25/2004	02/18/2005
Long Beach Mortgage Company	STEPHENSON	FREEPORT	61032	05/23/2003	23000	05/27/2004	02/18/2005
Long Beach Mortgage Company	COOK	HARVEY	60426	06/10/2003	72000	05/20/2005	
Long Beach Mortgage Company	COOK	HARVEY	60426	06/10/2003	18000	05/23/2005	
Long Beach Mortgage Company	COOK	CHICAGO	60619	09/02/2003	297500	05/19/2004	04/14/2005
Long Beach Mortgage Company	COOK	CHICAGO	60629	07/31/2003	105300	06/14/2005	
Long Beach Mortgage Company	COOK	CHICAGO	60643	08/06/2003	108750	09/07/2004	04/26/2005
Long Beach Mortgage Company	COOK	MAYWOOD	60153	08/13/2003	144000	06/16/2005	
Long Beach Mortgage Company	COOK	CHICAGO	60623	08/27/2003	154800	01/20/2005	
Long Beach Mortgage Company	COOK	CHICAGO	60653	08/29/2003	188000	07/03/2004	05/09/2005
Long Beach Mortgage Company	COOK	CHICAGO	60613	10/10/2003	216000	01/29/2005	
Long Beach Mortgage Company	COOK	CHICAGO	60613	10/10/2003	54000	01/31/2005	
Long Beach Mortgage Company	MCHENRY	ALGONQUIN	60102	09/17/2003	336000	02/16/2005	
Long Beach Mortgage Company	COOK	CHICAGO	60611	10/10/2003	720000	08/18/2004	05/05/2005
Long Beach Mortgage Company	COOK	CHICAGO	60611	10/10/2003	90000	08/19/2004	05/05/2005
Long Beach Mortgage Company	LAKE	LAKE VILLA	60046	11/19/2003	124800	05/19/2005	
Long Beach Mortgage Company	LAKE	LAKE VILLA	60046	11/19/2003	31200	05/20/2005	
Long Beach Mortgage Company	COOK	CHICAGO	60651	09/23/2003	256000	08/15/2004	03/23/2005
Long Beach Mortgage Company	COOK	CHICAGO	60651	09/23/2003	64000	08/18/2004	03/23/2005
Long Beach Mortgage Company	COOK	HARVEY	60426	10/31/2003	76500	03/19/2005	
Long Beach Mortgage Company	COOK	CHICAGO	60617	10/30/2003	113050	06/08/2004	02/23/2005
Long Beach Mortgage Company	LA SALLE	EARLVILLE	60518	12/22/2003	168000	06/16/2005	
Long Beach Mortgage Company	COOK	CHICAGO	60637	12/03/2003	175000	06/13/2005	
Long Beach Mortgage Company	COOK	ELGIN	60120	12/17/2003	152100	04/05/2004	01/05/2005
Long Beach Mortgage Company	COOK	CHICAGO	60644	01/16/2004	96000	02/15/2005	
Long Beach Mortgage Company	COOK	TINLEY PARK	60477	02/11/2004	360000	02/16/2005	
Long Beach Mortgage Company	ST CLAIR	EAST ST LOUIS	62203	02/27/2004	35000	08/26/2004	04/27/2005
Long Beach Mortgage Company	COOK	CHICAGO	60623	01/26/2004	204000	03/08/2005	
Long Beach Mortgage Company	KANKAKEE	KANKAKEE	60901	03/16/2004	69700	04/21/2005	
Long Beach Mortgage Company	WILL	JOLIET	60435	02/24/2004	100000	09/21/2004	06/30/2005
Long Beach Mortgage Company	COOK	FORD HEIGHTS	60411	03/18/2004	32000	01/18/2005	
Long Beach Mortgage Company	COOK	CHICAGO	60617	03/31/2004	166500	03/09/2005	
Long Beach Mortgage Company	KANKAKEE	KANKAKEE	60901	04/06/2004	49600	05/10/2005	
Long Beach Mortgage Company	KANKAKEE	KANKAKEE	60901	04/06/2004	57600	05/10/2005	
Long Beach Mortgage Company	COOK	CHICAGO	60651	04/28/2004	195000	06/16/2005	
Long Beach Mortgage Company	COOK	CALUMET PARK	60827	05/12/2004	75200	04/21/2005	
Long Beach Mortgage Company	KANKAKEE	KANKAKEE	60901	05/19/2004	59200	04/08/2005	
Long Beach Mortgage Company	KANKAKEE	KANKAKEE	60901	05/19/2004	57600	04/08/2005	
Long Beach Mortgage Company	KANE	ELGIN	60120	05/24/2004	166500	06/16/2005	
Long Beach Mortgage Company	MC LEAN	BLOOMINGTON	61704	05/27/2004	207920	05/27/2005	
Long Beach Mortgage Company	COOK	NORTHBROOK	60062	06/28/2004	115600	06/16/2005	
Long Beach Mortgage Company	COOK	NORTHBROOK	60062	06/28/2004	28900	06/16/2005	

Statewide Foreclosures for the First Half of 2005

Long Beach Mortgage Company	COOK	CHICAGO	60623	06/15/2004	96000	02/21/2005
Long Beach Mortgage Company	KANE	ELGIN	60120	06/23/2004	156000	05/04/2005
Long Beach Mortgage Company	KANE	ELGIN	60120	06/23/2004	39000	05/05/2005
Long Beach Mortgage Company	COOK	CHICAGO	60618	07/06/2004	400000	05/23/2005
Long Beach Mortgage Company	COOK	CHICAGO	60618	07/06/2004	100000	05/20/2005
Long Beach Mortgage Company	COOK	CHICAGO	60463	06/22/2004	123250	01/26/2005
Long Beach Mortgage Company	COOK	HAZEL CREST	60429	06/30/2004	318400	04/14/2005
Long Beach Mortgage Company	COOK	HAZEL CREST	60429	06/30/2004	168400	03/01/2005
Long Beach Mortgage Company	COOK	DOLTON	60419	07/16/2004	212200	03/22/2005
Long Beach Mortgage Company	COOK	RIGHTON PARK	60471	07/02/2004	219920	01/30/2005
Long Beach Mortgage Company	COOK	CHICAGO	60617	07/26/2004	171000	05/31/2005
Long Beach Mortgage Company	WILL	BOLINGBROOK	60440	07/14/2004	211200	01/30/2005
Long Beach Mortgage Company	COOK	ADDISON	60101	07/30/2004	264000	06/13/2005
Long Beach Mortgage Company	COOK	ADDISON	60101	07/30/2004	66000	06/14/2005
Long Beach Mortgage Company	COOK	WHEELING	60090	07/16/2004	135920	03/22/2005
Long Beach Mortgage Company	COOK	WHEELING	60090	07/16/2004	33980	03/23/2005
Long Beach Mortgage Company	COOK	CHICAGO	60636	07/14/2004	108000	05/04/2005
Long Beach Mortgage Company	COOK	CHICAGO	60623	07/23/2004	102000	05/03/2005
Long Beach Mortgage Company	WILL	BOLINGBROOK	60440	07/30/2004	146400	05/26/2005
Long Beach Mortgage Company	WILL	BOLINGBROOK	60440	07/30/2004	36600	05/27/2005
Long Beach Mortgage Company	COOK	CHICAGO	60639	07/29/2004	216000	03/30/2005
Long Beach Mortgage Company	COOK	CHICAGO	60651	08/05/2004	292000	02/21/2005
Long Beach Mortgage Company	COOK	CHICAGO	60651	08/05/2004	73000	02/22/2005
Long Beach Mortgage Company	KANKAKEE	KANKAKEE	60901	08/25/2004	54400	06/16/2005
Long Beach Mortgage Company	KANKAKEE	KANKAKEE	60901	08/31/2004	81000	05/27/2005
Long Beach Mortgage Company	KANKAKEE	KANKAKEE	60901	08/16/2004	56000	05/18/2005
Long Beach Mortgage Company	KANKAKEE	KANKAKEE	60901	08/16/2004	14000	05/19/2005
Long Beach Mortgage Company	COOK	CHICAGO	60624	08/19/2004	224000	03/23/2005
Long Beach Mortgage Company	COOK	CHICAGO	60624	08/19/2004	56000	03/24/2005
Long Beach Mortgage Company	COOK	CHICAGO	60624	08/27/2004	76000	03/24/2005
Long Beach Mortgage Company	COOK	CHICAGO	60624	08/27/2004	304000	03/23/2005
Long Beach Mortgage Company	WILL	JOLIET	60432	08/26/2004	166500	02/10/2005
Long Beach Mortgage Company	COOK	CHICAGO	60624	09/07/2004	234000	03/26/2005
Long Beach Mortgage Company	COOK	EVANSTON	60202	08/31/2004	400000	03/16/2005
Long Beach Mortgage Company	COOK	EVANSTON	60202	08/31/2004	100000	03/18/2005
Long Beach Mortgage Company	COOK	CHICAGO	60659	09/13/2004	145600	02/25/2005
Long Beach Mortgage Company	COOK	CHICAGO	60659	09/13/2004	36400	03/01/2005
Long Beach Mortgage Company	LAKE	HAWTHORN WOODS	60047	10/15/2004	580000	04/13/2005
Long Beach Mortgage Company	COOK	ALSIP	60803	09/30/2004	112800	04/19/2005
Long Beach Mortgage Company	COOK	ALSIP	60803	09/30/2004	28200	04/20/2005
Long Beach Mortgage Company	COOK	RIGHTON PARK	60471	09/28/2004	308000	04/18/2005
Long Beach Mortgage Company	COOK	RIGHTON PARK	60471	09/28/2004	77000	04/19/2005
Long Beach Mortgage Company	COOK	CHICAGO	60610	10/12/2004	207920	03/23/2005
Long Beach Mortgage Company	COOK	CHICAGO	60610	10/12/2004	51980	03/24/2005
Long Beach Mortgage Company	COOK	CHICAGO	60624	09/30/2004	290000	06/14/2005
Long Beach Mortgage Company	COOK	CHICAGO	60644	10/27/2004	145600	04/21/2005
Long Beach Mortgage Company	COOK	CHICAGO	60620	10/13/2004	115000	06/14/2005
Long Beach Mortgage Company	COOK	CHICAGO	60624	10/07/2004	260000	06/13/2005
Long Beach Mortgage Company	COOK	CHICAGO	60624	10/07/2004	65000	06/14/2005
Long Beach Mortgage Company	COOK	CHICAGO	60644	10/19/2004	212000	04/13/2005
Long Beach Mortgage Company	COOK	CHICAGO	60621	11/08/2004	129600	03/23/2005
Long Beach Mortgage Company	COOK	CHICAGO	60651	10/29/2004	280000	06/16/2005
Long Beach Mortgage Company	COOK	CHICAGO	60623	11/18/2004	204000	05/18/2005
Long Beach Mortgage Company	WILL	TINLEY PARK	60477	10/28/2004	355920	03/23/2005
Long Beach Mortgage Company	COOK	WILMETTE	60091	11/02/2004	492000	06/16/2005
Long Beach Mortgage Company	COOK	CHICAGO	60647	11/03/2004	232000	06/16/2005
Long Beach Mortgage Company	COOK	CHICAGO	60647	11/03/2004	58000	06/16/2005
Long Beach Mortgage Company	COOK	BOLINGBROOK	60440	10/26/2004	252000	04/30/2005

Statewide Foreclosures for the First Half of 2005

Long Beach Mortgage Company	COOK	CHICAGO	60624	11/04/2004	228000	04/29/2005	
Long Beach Mortgage Company	COOK	CHICAGO	60621	11/12/2004	156750	06/15/2005	
Long Beach Mortgage Company	COOK	RIVER GROVE	60171	12/08/2004	446250	06/10/2005	
Long Beach Mortgage Company	COOK	CHICAGO	60644	12/09/2004	308655	06/16/2005	
Long Beach Mortgage Company	COOK	FOREST PARK	60130	12/23/2004	198000	06/09/2005	
Long Beach Mortgage Company	LAKE	BARRINGTON	60010	12/06/2004	600000	06/13/2005	
Long Beach Mortgage Company	COOK	CHICAGO	60644	12/07/2004	176000	04/08/2005	
Long Beach Mortgage Company	COOK	CHICAGO	60637	12/23/2004	208000	06/16/2005	
Long Beach Mortgage Company	COOK	CHICAGO	60628	01/05/2005	148000	06/16/2005	
Long Beach Mortgage Company	COOK	CHICAGO	60632	01/05/2005	184000	06/16/2005	
Long Beach Mortgage Company	COOK	CHICAGO	60621	12/21/2004	132000	06/16/2005	
Long Beach Mortgage Company	COOK	CHICAGO	60621	12/21/2004	33000	06/16/2005	
Long Beach Mortgage Company	ROCK ISLAND	ROCK ISLAND	61201	01/12/2005	115650	05/05/2005	
Long Beach Mortgage Company	COOK	CHICAGO	60621	01/25/2005	109250	06/07/2005	
Long Beach Mortgage Company	COOK	HOFFMAN ESTATES	60194	01/26/2005	202400	06/16/2005	
Long Beach Mortgage Company	COOK	HOFFMAN ESTATES	60194	01/26/2005	50600	06/16/2005	
Long Beach Mortgage Company	COOK	CHICAGO	60610	01/31/2005	520000	06/16/2005	
Long Beach Mortgage Company	COOK	CHICAGO	60610	01/31/2005	130000	06/16/2005	
Long Beach Mortgage Company	COOK	CHICAGO	60644	02/03/2005	136000	06/16/2005	
Long Beach Mortgage Company	COOK	CHICAGO	60644	02/03/2005	34000	06/16/2005	
Long Beach Mortgage Company	COOK	SOUTH HOLLAND	60473	01/31/2005	160000	06/16/2005	
Long Beach Mortgage Company	COOK	SOUTH HOLLAND	60473	01/31/2005	40000	06/16/2005	
Long Beach Mortgage Company	COOK	CHICAGO	60623	02/02/2005	137600	06/08/2005	
Long Beach Mortgage Company	COOK	CHICAGO	60623	02/02/2005	34400	06/10/2005	
Long Beach Mortgage Company	COOK	CHICAGO	60616	02/15/2005	300500	06/07/2005	
Long Beach Mortgage Company	COOK	CHICAGO	60644	02/09/2005	220000	06/07/2005	
Long Beach Mortgage Company	COOK	CHICAGO	60644	02/09/2005	55000	06/08/2005	
Long Beach Mortgage Company	COOK	CHICAGO	60641	02/18/2005	492000	06/07/2005	
Long Beach Mortgage Company	COOK	CHICAGO	60641	02/18/2005	123000	06/08/2005	
Long Beach Mortgage Company	COOK	CHICAGO	60619	02/17/2005	178500	06/16/2005	
Long Beach Mortgage Company	COOK	CHICAGO	60617	02/28/2005	124000	06/16/2005	
Long Beach Mortgage Company	COOK	CHICAGO	60617	02/28/2005	31000	06/16/2005	
Long Beach Mortgage Company	COOK	CHICAGO	60608	02/28/2005	391000	06/16/2005	
M & T Mortgage Corporation	COOK	CHICAGO	60653	01/08/2004	216000	01/05/2005	
M & T Mortgage Corporation	MCHENRY	WOODSTOCK	60098	12/23/2003	171000	01/07/2005	
M & T Mortgage Corporation	COOK	CHICAGO	60651	01/30/2004	141300	01/07/2005	
M & T Mortgage Corporation	COOK	PALOS HILLS	60465	02/05/2004	237500	01/13/2005	
M & T Mortgage Corporation	ST CLAIR	CAHOKIA	62206	01/23/2004	61750	02/10/2005	
M & T Mortgage Corporation	LAKE	ROUND LAKE PK	60073	01/20/2004	108800	02/10/2005	
M & T Mortgage Corporation	DU PAGE	HINSDALE	60521	12/11/2003	87400	04/29/2005	
M & T Mortgage Corporation	COOK	S HOLLAND	60473	12/30/2003	171000	05/27/2005	
M & T Mortgage Corporation	KNOX	TAHINDA	61428	11/24/2004	203000	06/24/2005	
M & T Mortgage Corporation	COOK	OLYMPIA FIELDS	60461	12/15/2003	380000		02/22/2005
M & T Mortgage Corporation	COOK	CHICAGO	60615	10/20/2003	208850		03/08/2005
M & T Mortgage Corporation	COOK	RIVERDALE	60827	01/05/2004	90900		04/07/2005
M & T Mortgage Corporation	COOK	CHICAGO	60628	01/07/2004	53000		06/14/2005
Marine Bank, Springfield	Sangamon	Alexander	62601	02/03/2005	72400	01/05/2005	02/05/2005
Marine Bank, Springfield	Sangamon	Springfield	62702	05/04/2005	56525	02/05/2005	03/05/2005
Marine Bank, Springfield	Morgan	White Hall	62092	04/02/2005	32000	01/05/2005	06/05/2005
Marine Bank, Springfield	Sangamon	Springfield	62704	08/03/2005	5600	08/04/2005	04/05/2005
Marine Bank, Springfield	Decatur	Christian	62522	01/02/2005	30100	08/04/2005	05/05/2005
Marine Bank, Springfield	Sangamon	New Berlin	62670	02/04/2005	324000	03/05/2005	
Marine Bank, Springfield	Sangamon	Springfield	62701	07/02/2005	8200	01/05/2005	
Marine Bank, Springfield	Sangamon	Chatham	62629	12/02/2005	82000	01/05/2005	
Marine Bank, Springfield	Sangamon	Chatham	62629	03/04/2005	105000	03/05/2005	
Marine Bank, Springfield	Sangamon	Springfield	62703	07/03/2005	64000	04/05/2005	
Marine Bank, Springfield	Sangamon	Chatham	62629	08/02/2005	96400	04/05/2005	
Marine Bank, Springfield	Sangamon	Springfield	62702	11/02/2005	61600	04/05/2005	

Statewide Foreclosures for the First Half of 2005

Marine Bank, Springfield	Sangamon	Springfield	62704	09/04/2005	133000	05/05/2005	
Marine Bank, Springfield	Sangamon	Girard	62640	11/01/1998	11000	05/05/2005	
Marion County Savings Bank	Marion	Iuka	62849	05/01/2001	41046	02/01/2005	04/01/2005
Marion County Savings Bank	Marion	Salem	62881	06/01/1984	35370		04/01/2005
Marion County Savings Bank	Marion	Salem	62881	04/01/1985	36208		04/01/2005
Mazon State Bank	LIV	ODELL	60460	01/07/2003	37300	11/17/2004	
Mercantile Trust & Savings Bank	Pike	Pittsfield	62363	06/13/2001	41500	06/23/2005	
Mercantile Trust & Savings Bank	Adams	Clayton	62324	08/24/2001	32500	03/01/2005	
Mercantile Trust & Savings Bank	Adams	Quincy	62305	08/27/2002	42000	01/24/2005	06/27/2005
Mercantile Trust & Savings Bank	Adams	Camp Point	62320	06/30/1994	22600	03/01/2005	
Mercantile Trust & Savings Bank	Adams	Quincy	62301	01/06/1995	33500	04/14/2005	
Mercantile Trust & Savings Bank	Adams	Quincy	62301	11/01/2000	48750	03/01/2005	
Mercantile Trust & Savings Bank	Adams	Quincy	62301	08/30/2002	4250	03/01/2005	
Mercantile Trust & Savings Bank	Adams	Quincy	62301	09/23/2002	125000	07/23/2002	
Mercantile Trust & Savings Bank	Adams	Mandan	62351	01/21/2003	81000	05/18/2005	
Mercantile Trust & Savings Bank	Brown	Mt. Sterling	62353	08/16/1999	57300	12/23/2004	06/22/2005
Meridian Bank	Greene	White Hall	62092	09/28/1996	5000	05/27/2005	06/01/2005
Meridian Bank	Greene	Carrollton	62016	06/14/1999	57103	04/26/2005	
Meridian Bank	Greene	White Hall	62092	09/28/1996	5000	05/27/2005	06/01/2005
Meridian Bank	Greene	Carrollton	62016	06/14/1999	57103	04/26/2005	
Merrill Lynch Credit Corporation	Cook	Winnetka	60093	01/21/2000	1900000	06/23/2005	
Merrill Lynch Credit Corporation	Cook	Skokie	60076	09/02/2000	225000	04/01/2005	
Merrill Lynch Credit Corporation	Cook	Chicago	60655	05/13/2003	10000	04/21/2005	
Midland States Bank	Clinton	Carlyle	62230	11/27/2001	236500	12/01/2004	06/30/2005
Midland States Bank	Effingham	Altamont	62411	06/25/2001	64085	03/23/2005	06/30/2005
Midland States Bank	Marion	Centralia	62801	08/15/1996	72250	05/27/2005	
Midland States Bank	Marion	Centralia	62801	01/01/1998	18000	02/10/2005	
Midland States Bank	Marion	Centralia	62801	09/10/2003	110605	11/01/2004	06/02/2005
Midwest Bank of Western Illinois	Knox	Galesburg	61401	10/24/2001	29000	11/08/2004	07/28/2005
Midwest Bank of Western Illinois	Knox	Galesburg	61401	10/24/2001	17000	02/10/2005	08/18/2005
Midwest Loan Services, Inc.	Lake	Grayslake	60030	12/07/2001	135760	06/28/2005	
Midwest Loan Services, Inc.	McHenry	LaKemoor	60051	12/03/2002	116500	05/03/2005	
Milford Building and Loan Association	Iroquois	Milford	60953	08/20/2002	45000	06/01/2005	
Milford Building and Loan Association	Iroquois	Milford	60953	01/09/1997	115000	05/02/2005	
Milford Building and Loan Association	Iroquois	Milford	60953	01/13/1997	8000	05/02/2005	
Milford Building and Loan Association	Iroquois	Milford	60953	08/21/1997	25000	05/02/2005	
Milford Building and Loan Association	Iroquois	Milford	60953	07/08/1998	72800	08/02/2004	09/17/2005
Milledgeville State Bank	Carroll	Milledgeville	61051	08/28/1998	64781	09/14/2004	04/14/2005
Morris Building and Loan, s.b.	Will	Channahon	60410	02/28/1996	130000	04/14/2005	
Mortgage Center L.C.	Cook	Lansing	60438	06/23/1997	89550	05/27/2004	05/25/2005
Mortgage Lenders Network USA, Inc.	089	ELGIN	60123	08/01/2004	49000	01/03/2005	
Mortgage Lenders Network USA, Inc.	163	BELLEVILLE	62223	01/01/2004	36000	01/03/2005	
Mortgage Lenders Network USA, Inc.	163	BELLEVILLE	62223	12/08/2003	145600	01/07/2005	
Mortgage Lenders Network USA, Inc.	161	ROCK ISLAND	61201	04/09/1996	21700	01/10/2005	
Mortgage Lenders Network USA, Inc.	119	MADISON	62060	11/22/2003	65000	01/12/2005	
Mortgage Lenders Network USA, Inc.	031	CHICAGO	60628	01/02/2002	86250	01/19/2005	
Mortgage Lenders Network USA, Inc.	031	CHICAGO	60644	01/05/2004	65000	01/19/2005	
Mortgage Lenders Network USA, Inc.	125	MASON CITY	62664	07/05/2001	14040	01/25/2005	
Mortgage Lenders Network USA, Inc.	179	PEKIN	61554	06/22/2001	54400	01/28/2005	
Mortgage Lenders Network USA, Inc.	031	CHICAGO	60639	06/02/2004	54400	02/02/2005	
Mortgage Lenders Network USA, Inc.	031	CHICAGO	60649	09/30/2004	43600	02/02/2005	
Mortgage Lenders Network USA, Inc.	031	CHICAGO	60621	03/01/2004	38000	02/02/2005	
Mortgage Lenders Network USA, Inc.	019	FISHER	61843	04/25/2002	88000	02/03/2005	
Mortgage Lenders Network USA, Inc.	197	BOLINGBROOK	60440	04/05/2004	147250	02/03/2005	
Mortgage Lenders Network USA, Inc.	031	CHICAGO	60621	03/01/2004	152000	02/10/2005	
Mortgage Lenders Network USA, Inc.	201	MACHESNEY PARK	61115	12/24/2002	26400	02/15/2005	
Mortgage Lenders Network USA, Inc.	043	AURORA	60505	03/15/2001	110500	02/18/2005	
Mortgage Lenders Network USA, Inc.	119	GRANITE CITY	62040	01/11/2001	49300	02/21/2005	

Statewide Foreclosures for the First Half of 2005

Mortgage Lenders Network USA, Inc.	031	CHICAGO	60644	01/05/2004	260000	02/21/2005	
Mortgage Lenders Network USA, Inc.	031	COUNTRY CLUB HILLS	60478	12/07/1999	88400	02/22/2005	
Mortgage Lenders Network USA, Inc.	135	WITT	62094	08/21/2001	40500	02/22/2005	
Mortgage Lenders Network USA, Inc.	031	FORD HEIGHTS	60411	09/23/1999	26000	02/28/2005	
Mortgage Lenders Network USA, Inc.	097	BEACH PARK	60087	05/27/2004	45700	03/02/2005	
Mortgage Lenders Network USA, Inc.	089	AURORA	60505	08/25/2004	31000	03/03/2005	
Mortgage Lenders Network USA, Inc.	031	HAZEL CREST	60429	10/21/2004	24400	03/03/2005	
Mortgage Lenders Network USA, Inc.	031	CHICAGO	60628	10/20/2004	25000	03/03/2005	
Mortgage Lenders Network USA, Inc.	031	CHICAGO	60633	01/25/2002	30000	03/09/2005	
Mortgage Lenders Network USA, Inc.	031	TINLEY PARK	60477	08/06/2001	42400	03/11/2005	
Mortgage Lenders Network USA, Inc.	043	HINSDALE	60527	02/10/2003	22734	03/15/2005	
Mortgage Lenders Network USA, Inc.	097	MUNDELEIN	60060	04/14/2004	58000	03/17/2005	
Mortgage Lenders Network USA, Inc.	031	CHICAGO	60618	04/13/2004	71000	03/18/2005	
Mortgage Lenders Network USA, Inc.	031	COUNTRY CLUB HILLS	60478	12/30/2003	119000	03/24/2005	
Mortgage Lenders Network USA, Inc.	089	ELGIN	60120	07/11/2002	30650	03/24/2005	
Mortgage Lenders Network USA, Inc.	031	SOUTH HOLLAND	60473	05/20/2004	60000	03/31/2005	
Mortgage Lenders Network USA, Inc.	031	CHICAGO	60649	05/25/1999	121500	04/13/2005	
Mortgage Lenders Network USA, Inc.	197	JOLIET	60433	06/09/1997	70550	04/14/2005	
Mortgage Lenders Network USA, Inc.	031	DOLTON	60419	02/09/2000	136800	04/19/2005	
Mortgage Lenders Network USA, Inc.	115	DECATUR	62521	09/08/2000	64800	04/19/2005	
Mortgage Lenders Network USA, Inc.	097	WAUKEGAN	60085	12/08/2000	93100	04/20/2005	
Mortgage Lenders Network USA, Inc.	099	OTTAWA	61350	02/13/1999	70400	04/26/2005	
Mortgage Lenders Network USA, Inc.	135	COFFEEN	62017	03/24/1998	42500	05/02/2005	
Mortgage Lenders Network USA, Inc.	031	BARTLETT	60103	08/27/2004	50500	05/02/2005	
Mortgage Lenders Network USA, Inc.	031	MAYWOOD	60153	01/09/2002	84200	05/03/2005	
Mortgage Lenders Network USA, Inc.	197	PLAINFIELD	60544	07/15/2004	42400	05/03/2005	
Mortgage Lenders Network USA, Inc.	097	MUNDELEIN	60060	06/08/2004	44000	05/04/2005	
Mortgage Lenders Network USA, Inc.	055	WEST FRANKFORT	62896	11/01/2001	34800	05/05/2005	
Mortgage Lenders Network USA, Inc.	031	CHICAGO	60651	12/01/2002	124000	05/05/2005	
Mortgage Lenders Network USA, Inc.	031	DOLTON	60419	06/05/2003	110700	05/05/2005	
Mortgage Lenders Network USA, Inc.	031	CHICAGO	60637	02/05/2002	121500	05/09/2005	
Mortgage Lenders Network USA, Inc.	119	BETHALTO	62010	04/12/2004	93600	05/10/2005	
Mortgage Lenders Network USA, Inc.	119	BETHALTO	62010	04/12/2004	23400	05/10/2005	
Mortgage Lenders Network USA, Inc.	089	HAMPSHIRE	60140	07/21/2004	28200	05/10/2005	
Mortgage Lenders Network USA, Inc.	197	PLAINFIELD	60544	08/12/2004	92800	05/10/2005	
Mortgage Lenders Network USA, Inc.	179	PEKIN	61554	02/10/2000	29900	05/12/2005	
Mortgage Lenders Network USA, Inc.	031	CHICAGO	60651	12/03/2004	52000	05/24/2005	
Mortgage Lenders Network USA, Inc.	179	PEKIN	61554	11/28/2001	56700	05/27/2005	
Mortgage Lenders Network USA, Inc.	143	PEORIA	61605	04/29/2000	51200	06/06/2005	
Mortgage Lenders Network USA, Inc.	031	ORLAND PARK	60462	05/21/2004	220800	06/06/2005	
Mortgage Lenders Network USA, Inc.	031	ORLAND PARK	60462	05/21/2004	55200	06/07/2005	
Mortgage Lenders Network USA, Inc.	031	CHICAGO	60641	07/24/1998	96000	06/28/2005	
Mortgage Lenders Network USA, Inc.	031	CHICAGO	60636	03/13/1998	68000	07/20/2004	03/03/2005
Mortgage Lenders Network USA, Inc.	091	KANKAKEE	60901	05/29/1998	45000	09/28/2004	06/06/2005
Mortgage Lenders Network USA, Inc.	179	CREVE COEUR	61610	09/16/1998	48800	04/08/2004	03/15/2005
Mortgage Lenders Network USA, Inc.	057	CANTON	61520	10/25/1999	46400	10/05/2004	02/18/2005
Mortgage Lenders Network USA, Inc.	187	MONMOUTH	61462	12/01/1999	32625	08/05/2004	04/05/2005
Mortgage Lenders Network USA, Inc.	179	PEKIN	61554	09/19/2000	54000	12/10/2004	04/28/2005
Mortgage Lenders Network USA, Inc.	031	CHICAGO	60636	10/13/2000	68800	06/23/2004	03/02/2005
Mortgage Lenders Network USA, Inc.	163	EAST ST LOUIS	62207	12/01/2000	76400	07/12/2004	03/09/2005
Mortgage Lenders Network USA, Inc.	113	BLOOMINGTON	61701	12/15/2000	60350	07/23/2004	03/15/2005
Mortgage Lenders Network USA, Inc.	163	CAHOKIA	62206	01/05/2001	46850	10/26/2004	05/11/2005
Mortgage Lenders Network USA, Inc.	115	DECATUR	62526	03/15/2001	45450	12/17/2004	06/28/2005
Mortgage Lenders Network USA, Inc.	115	MT ZION	62549	07/20/2001	86450	07/28/2004	03/29/2005
Mortgage Lenders Network USA, Inc.	031	SOUTH HOLLAND	60473	05/24/2002	166500	06/16/2004	04/07/2005
Mortgage Lenders Network USA, Inc.	197	FRANKFORT	60423	02/14/2003	130900	04/23/2004	03/23/2005
Mortgage Lenders Network USA, Inc.	111	CARY	60013	10/08/2003	174750	10/01/2004	06/03/2005
Mortgage Lenders Network USA, Inc.	091	MOMENCE	60954	08/22/2001	64100	05/19/2004	02/10/2005

Statewide Foreclosures for the First Half of 2005

Mortgage Lenders Network USA, Inc.	055	BENTON	62812	11/07/2002	58900	09/29/2004	06/15/2005
Mortgage Lenders Network USA, Inc.	031	CHICAGO	60637	01/25/2000	100000	01/05/2004	03/01/2005
Mortgage Lenders Network USA, Inc.	177	PEARL CITY	61062	05/26/1998	93500	05/06/2004	04/04/2005
Mortgage Lenders Network USA, Inc.	119	GRANITE CITY	62040	08/12/2003	59050	06/01/2004	02/16/2005
Mortgage Lenders Network USA, Inc.	097	WAUCONDA	60084	03/10/2004	185250	12/03/2004	04/29/2005
Morton Community Bank	TAZEWELL	EAST PEORIA	61611	03/22/2001	206014	12/14/2004	01/25/2005
Morton Community Bank	TAZEWELL	MORTON	61550	05/16/2001	87049	12/14/2004	01/25/2005
Morton Community Bank	TAZEWELL	EAST PEORIA	61611	07/14/2000	66800	09/21/2004	06/07/2005
Mount Morris Savings and Loan Association	Ogle	Mt. Morris	61054	09/29/2000	60000	07/01/2004	
Mount Morris Savings and Loan Association	Ogle	Oregon	61061	10/18/2001	67000	11/01/2003	
Nationwide Advantage Mortgage Company	Vermilion	Danville	61832	10/31/1997	22800		04/21/2005
Neighborhood Lending Services, Inc.	Cook	Chicago	60619	03/10/2003	58970	06/30/2005	
New Century Mortgage Corporation	LAKE	ROUND LAKE BEACH	60073	06/11/2003	134138	02/01/2005	
New Century Mortgage Corporation	COOK	CHICAGO	60643	05/16/2003	68676	05/16/2005	
New Century Mortgage Corporation	WILL	JOLIET	60431	08/26/2003	133730	04/15/2005	
New Century Mortgage Corporation	LAKE	WAUKEGAN	60087	11/26/2003	87440	03/21/2005	
New Century Mortgage Corporation	COOK	CHICAGO	60628	01/16/2004	141486	06/02/2005	
New Century Mortgage Corporation	COOK	CHICAGO	60651	03/03/2004	131253	03/31/2005	
New Century Mortgage Corporation	COOK	CHICAGO	60645	03/30/2004	387000	06/10/2005	
New Century Mortgage Corporation	COOK	BURBANK	60459	04/22/2004	163784	05/31/2005	
New Century Mortgage Corporation	COOK	CHICAGO	60615	05/28/2004	176800	05/11/2005	
New Century Mortgage Corporation	COOK	CHICAGO	60645	05/03/2004	363750	06/01/2005	
New Century Mortgage Corporation	COOK	CHICAGO	60617	08/19/2004	67813	05/20/2005	
New Century Mortgage Corporation	COOK	FLOSSMOOR	60422	08/26/2004	253832	05/23/2005	
New Century Mortgage Corporation	COOK	MATTESON	60443	08/27/2004	182361	04/19/2005	
New Century Mortgage Corporation	COOK	CHICAGO	60615	09/27/2004	232000	05/02/2005	
New Century Mortgage Corporation	MACOUPIN	GIRARD	62640	12/27/2004	81000	05/20/2005	
New Century Mortgage Corporation	COOK	CHICAGO	60619	11/19/2004	98400	06/02/2005	
North Bank	Cook	Glenview	60025	06/19/2003	205341	03/12/2004	02/04/2005
North Bank	DuPage	Burr Ridge	60527	08/29/2003	1100000	03/24/2005	
North Community Bank	Cook	Chicago	60607	06/25/1999	189381	05/27/2005	
North Community Bank	Cook	Chicago	60607	10/22/2001	50000	05/27/2005	
North Community Bank	Cook	Chicago	60607	11/30/2004	11309	05/27/2005	
North County Savings Bank	Randolph	Sparta	62286	07/17/1995	36000	07/28/2004	
Northside Community Bank	LAKE	INVERNESS	60067	09/10/2003	333765	06/23/2004	05/23/2005
Northwest Bank of Rockford	Winnebago	Rockford	61103	01/14/2002	71250	02/23/2005	
Northwest Bank of Rockford	Winnebago	Rockford	61101	10/25/2002	37050	01/25/2005	05/25/2005
Northwest Bank of Rockford	Winnebago	Rockford	61108	03/26/2004	73125	01/04/2005	
Northwest Bank of Rockford	DeKalb	Kirkland	60145	11/13/2003	108900	03/18/2005	
NovaStar Mortgage, Inc.	Cook	Hazel Crest	60429	03/19/2002	88000		01/05/2005
NovaStar Mortgage, Inc.	Cook	Chicago	60651	10/31/2002	120000		01/10/2005
NovaStar Mortgage, Inc.	Cook	Chicago	60651	10/31/2002	30000		01/10/2005
NovaStar Mortgage, Inc.	Cook	Chicago	60619	01/21/2003	66400		04/29/2005
NovaStar Mortgage, Inc.	Cook	Chicago	60619	01/21/2003	16600		04/29/2005
NovaStar Mortgage, Inc.	Cook	Calumet City	60409	01/30/2004	229500		04/01/2005
NovaStar Mortgage, Inc.	Lasalle	Peru	61354	04/17/2002	16575		06/28/2005
NovaStar Mortgage, Inc.	Lasalle	Peru	61354	04/17/2002	88400		06/28/2005
NovaStar Mortgage, Inc.	Cook	Palatine	60667	11/19/1996	154000	03/23/2005	
NovaStar Mortgage, Inc.	Cook	Chicago	60620	02/05/2002	47500	02/22/2005	
NovaStar Mortgage, Inc.	Cook	Chicago Heights	60411	02/11/2002	150000	06/08/2005	
NovaStar Mortgage, Inc.	Cook	Chicago	60636	10/03/2002	71250	01/19/2005	
NovaStar Mortgage, Inc.	Cook	Dolton	60419	01/23/2004	148200	01/21/2005	
NovaStar Mortgage, Inc.	Cook	Chicago Heights	60411	12/22/2003	277200	01/18/2005	
NovaStar Mortgage, Inc.	Cook	Calumet City	60409	02/20/2004	220500	01/25/2005	
NovaStar Mortgage, Inc.	Cook	Berwyn	60402	04/30/2004	212000	03/22/2005	
NovaStar Mortgage, Inc.	Cook	Berwyn	60402	04/30/2004	53000	03/22/2005	
NovaStar Mortgage, Inc.	Cook	Harvey	60426	05/07/2004	123500	06/06/2005	
NovaStar Mortgage, Inc.	Cook	Calumet City	60409	07/02/2004	242250	02/15/2005	

Statewide Foreclosures for the First Half of 2005

NovaStar Mortgage, Inc.	Cook	Lynwood	60411	07/28/2004	148050	01/27/2005	
NovaStar Mortgage, Inc.	Cook	Chicago	60649	07/30/2004	135000	01/26/2005	
NovaStar Mortgage, Inc.	Cook	Bellwood	60104	06/18/2004	169000	01/31/2005	
NovaStar Mortgage, Inc.	Cook	Streamwood	60107	08/16/2004	87000	06/06/2005	
NovaStar Mortgage, Inc.	Cook	Chicago	60621	10/28/2004	85000	03/09/2005	
NovaStar Mortgage, Inc.	Cook	Calumet City	60409	11/19/2004	234000	06/03/2005	
NovaStar Mortgage, Inc.	Dupage	Aurora	60504	06/20/2001	152300	04/20/2005	
NovaStar Mortgage, Inc.	Johnson	Simpson	62985	10/20/2003	69930	03/17/2005	
NovaStar Mortgage, Inc.	Lasalle	Streator	61364	04/23/2004	56800	06/17/2005	
NovaStar Mortgage, Inc.	Macon	Decatur	62526	10/01/2004	78000	03/11/2005	
NovaStar Mortgage, Inc.	Madison	Granite City	62040	01/11/2002	51500	02/17/2005	
NovaStar Mortgage, Inc.	Madison	Edwardsville	62025	08/12/2004	93500	03/16/2005	
NovaStar Mortgage, Inc.	Madison	Godfrey	62035	08/13/2004	70550	05/18/2005	
NovaStar Mortgage, Inc.	St. Clair	East St. Louis	66203	03/31/1998	31000	05/13/2005	
NovaStar Mortgage, Inc.	St. Clair	East St. Louis	62206	08/16/2001	55800	01/10/2005	
NovaStar Mortgage, Inc.	St. Clair	Belleville	62221	12/13/2001	40000	05/16/2005	
NovaStar Mortgage, Inc.	St. Clair	Dupo	62239	02/19/2004	72000	04/12/2005	
NovaStar Mortgage, Inc.	Will	Frankfort	60423	03/28/2003	124000	02/01/2005	
NovaStar Mortgage, Inc.	Will	Frankfort	60423	03/28/2003	31000	02/01/2005	
Old Second Bank-Kane County	Will	Steger	60475	03/01/1996	85735	09/22/2003	04/22/2005
Pacific Global Bank	Cook	Chicago	60615	08/02/2002	140000	11/01/2004	
Palos Bank and Trust Company	Will	Peotone	60468	10/08/2002	194974	11/04/2004	
Pekin Savings Bank	Tazewell	Pekin	61554	03/27/2002	40000	02/25/2005	06/09/2005
Pekin Savings Bank	Tazewell	Manito	61546	01/07/2000	170000	06/30/2005	
Pekin Savings Bank	Tazewell	Pekin	61554	09/30/1999	44800	06/30/2005	
Peoples Bank & Trust	Shelby	Tower Hill	62571	07/11/2000	163724	04/14/2005	
Peoples Bank & Trust	Shelby	Lakewood	62438	01/13/2001	88615	03/31/2005	
Peoples Bank & Trust	Shelby	Nokomis	62075	09/11/1992	4124	06/30/2005	
Peoples State Bank of Chandlerville	CASS	CHANDLERVILLE	62627	07/22/1997	26647	02/10/2003	03/24/2005
Peoples State Bank of Chandlerville	CASS	VIRGINIA	62691	08/17/2001	30223	09/16/2004	01/18/2005
Peoples State Bank of Mansfield	DeWitt	Farmer City	61842	01/07/2002	27001	08/18/2004	
PHH Mortgage Corporation	Vermilion	Danville	61832	04/01/1999	53200		04/07/2005
PHH Mortgage Corporation	Livingston	Streator	61364	02/21/2000	72887		06/01/2005
PHH Mortgage Corporation	Saint Clair	IL	62226	06/29/2001	72076		03/23/2005
PHH Mortgage Corporation	Lake	Wauconda	60084	09/26/2001	214500		05/20/2005
PHH Mortgage Corporation	Cook	Blue Island	60406	02/12/2002	78960		04/04/2005
PHH Mortgage Corporation	Will	Crest Hill	60435	07/17/2003	112410		05/11/2005
PHH Mortgage Corporation	McLean	Normal	61761	09/08/2003	111700		05/04/2005
PHH Mortgage Corporation	Cook	Chicago	60618	10/01/2003	228000		06/01/2005
PHH Mortgage Corporation	Randolph	Chester	62233	05/14/1999	114750	03/07/2005	
PHH Mortgage Corporation	Cook	Homewood	60430	03/30/1999	119250	05/03/2005	
PHH Mortgage Corporation	Will	Crete	60417	06/07/1999	153500	05/17/2005	
PHH Mortgage Corporation	Cook	Chicago	60659	10/06/1995	183750	02/14/2005	
PHH Mortgage Corporation	Cook	Oak Forest	60452	07/02/1999	171418	06/10/2005	
PHH Mortgage Corporation	Madison	Troy	62294	01/17/2000	29450	02/22/2005	
PHH Mortgage Corporation	Winnebago	Machesney	61115	05/28/1997	48750	01/21/2005	
PHH Mortgage Corporation	Cook	Calumet	60409	03/17/2000	86650	04/21/2005	
PHH Mortgage Corporation	Lake	Round Lake Heights	60073	06/07/2000	95603	02/28/2005	
PHH Mortgage Corporation	Vermilion	Danville	61832	02/29/2000	73150	02/17/2005	
PHH Mortgage Corporation	Cook	Chicago	60639	10/10/1996	100700	05/25/2005	
PHH Mortgage Corporation	Alexander	Cairo	62914	08/31/2000	26600	02/10/2005	
PHH Mortgage Corporation	Madison	Collinsville	62234	11/03/2000	88350	03/09/2005	
PHH Mortgage Corporation	Lake	Waukegan	60085	06/30/2000	80600	03/21/2005	
PHH Mortgage Corporation	Will	Plainfield	60544	09/13/2000	154755	01/26/2005	
PHH Mortgage Corporation	Cook	Evanston	60202	05/01/2002	142405	06/27/2005	
PHH Mortgage Corporation	Will	Romeoville	60446	06/14/2002	120650	01/12/2005	
PHH Mortgage Corporation	Will	Frankfort	60423	10/08/2002	292000	01/20/2005	
PHH Mortgage Corporation	Grundy	Gardner	60424	03/31/2001	42985	03/04/2005	

Statewide Foreclosures for the First Half of 2005

PHH Mortgage Corporation	Cook	Chicago	60605	04/11/2001	70000	04/01/2005
PHH Mortgage Corporation	Warren	Cameron	61423	04/02/2001	66500	01/27/2005
PHH Mortgage Corporation	Rock Island	East Moline	61244	04/30/2001	68400	01/10/2005
PHH Mortgage Corporation	Winnebago	Rockford	61107	08/23/2001	68566	01/21/2005
PHH Mortgage Corporation	Lake	Libertyville	60048	09/17/2001	396000	05/26/2005
PHH Mortgage Corporation	Lake	Burnham	60633	12/22/2003	116900	05/03/2005
PHH Mortgage Corporation	Kane	Elgin	60120	10/25/2001	116902	02/25/2005
PHH Mortgage Corporation	Lake	Zion	60099	12/31/2001	80000	04/19/2005
PHH Mortgage Corporation	Lake	Beach Park	60099	01/08/2002	88000	02/02/2005
PHH Mortgage Corporation	Will	Braidwood	60408	12/26/2001	103000	04/18/2005
PHH Mortgage Corporation	Cook	Midlothian	60445	12/14/2001	94050	03/21/2005
PHH Mortgage Corporation	Grundy	Morris	60450	05/16/2002	160000	04/15/2005
PHH Mortgage Corporation	Will	Crest Hill	60435	04/19/2002	80000	04/04/2005
PHH Mortgage Corporation	DU Page	Carol Stream	60188	04/22/2002	127300	04/18/2005
PHH Mortgage Corporation	Will	Lockport	60441	06/28/2002	88500	01/20/2005
PHH Mortgage Corporation	Madison	Troy	62294	11/20/2002	89249	01/21/2002
PHH Mortgage Corporation	Cook	Hazel Crest	60429	08/12/2002	92000	04/15/2005
PHH Mortgage Corporation	Knox	Galesburg	61401	07/26/2002	54320	04/01/2005
PHH Mortgage Corporation	Tazewell	East Peoria	61611	08/28/2002	60000	05/13/2005
PHH Mortgage Corporation	McHenry	McHenry	60050	10/31/2002	186300	04/15/2005
PHH Mortgage Corporation	Rock Island	Moline	61265	02/13/2003	68000	02/18/2005
PHH Mortgage Corporation	Lake	Waukegan	60087	02/03/2003	110000	03/11/2005
PHH Mortgage Corporation	Vermilion	Catlin	61817	12/09/2002	105000	02/08/2005
PHH Mortgage Corporation	Lake	Hainesville	60073	01/27/2003	152000	06/21/2005
PHH Mortgage Corporation	St Clair	Cahokia	62206	01/17/2003	40000	04/13/2005
PHH Mortgage Corporation	McHenry	Crystal Lake	60014	05/27/2003	71250	02/10/2005
PHH Mortgage Corporation	Cook	South Holland	60473	02/21/2003	240000	04/29/2005
PHH Mortgage Corporation	Crawford	Robinson	62454	03/07/2003	43650	01/05/2005
PHH Mortgage Corporation	Cook	South Holland	60473	05/19/2003	91350	02/23/2005
PHH Mortgage Corporation	Henry	Kewanee	61443	04/08/2003	123500	04/20/2005
PHH Mortgage Corporation	Dekalb	Genoa	60135	03/20/2003	116900	02/22/2005
PHH Mortgage Corporation	Cook	Calumet City	60409	05/16/2003	69000	03/01/2005
PHH Mortgage Corporation	Cook	Streamwood	60107	06/19/2003	199200	04/04/2005
PHH Mortgage Corporation	Cook	Dixmore	60426	05/27/2003	6400	01/26/2005
PHH Mortgage Corporation	Logan	Lincoln	62656	05/30/2003	59000	01/21/2005
PHH Mortgage Corporation	Cook	Hazel Crest	60429	05/22/2003	106700	02/23/2005
PHH Mortgage Corporation	Dupage	Glendale	60139	05/28/2003	190000	05/20/2005
PHH Mortgage Corporation	Cook	Lyons	60534	06/27/2003	147250	01/26/2005
PHH Mortgage Corporation	Kankakee	Bourbonnais	60914	06/27/2003	135850	05/13/2005
PHH Mortgage Corporation	Franklin	Benton	62812	07/11/2003	75900	06/14/2005
PHH Mortgage Corporation	Rock Island	Rock Island	61201	08/25/2003	201500	04/12/2005
PHH Mortgage Corporation	Cook	Lansing	60438	09/15/2003	139650	03/03/2005
PHH Mortgage Corporation	Peoria	Peoria	61615	08/22/2003	68000	01/25/2005
PHH Mortgage Corporation	Madison	Collinsville	62234	10/20/2003	103970	02/23/2005
PHH Mortgage Corporation	Lake	Fox Lake	60020	10/08/2003	144000	02/22/2005
PHH Mortgage Corporation	Mc Henry	Crystal lake	60014	09/30/2003	111550	04/14/2005
PHH Mortgage Corporation	Will	Crest Hill	60435	09/26/2003	117000	04/06/2005
PHH Mortgage Corporation	Cook	Chicago	60619	12/29/2003	96030	04/22/2005
PHH Mortgage Corporation	ST Clair	Belleville	62223	02/19/2004	78320	03/03/2005
PHH Mortgage Corporation	Will	Bolingbrook	60440	01/30/2004	182000	05/18/2005
PHH Mortgage Corporation	Franklin	Thompsonville	62890	02/27/2004	49875	01/19/2005
PHH Mortgage Corporation	McHenry	Crystal Lake	60014	03/01/2004	165200	05/18/2005
PHH Mortgage Corporation	Will	Naperville	60564	03/29/2004	328500	01/25/2005
PHH Mortgage Corporation	Champaign	Fisher	61843	04/07/2004	88000	04/12/2005
PHH Mortgage Corporation	Perry	IL	62832	05/24/2004	30000	01/31/2005
PHH Mortgage Corporation	Union	Dongola	62926	06/21/2004	36500	06/09/2005
PHH Mortgage Corporation	Cook	Calumet City	60409	06/10/2004	134500	04/13/2005
PHH Mortgage Corporation	Lake	Island Lake	60042	05/17/2004	179000	02/02/2005

Statewide Foreclosures for the First Half of 2005

PHH Mortgage Corporation	Champaign	Champaign	61821	07/14/2004	53830	02/18/2005	
PHH Mortgage Corporation	Sangamon	Springfield	62702	08/24/2004	64900	03/30/2005	
PHH Mortgage Corporation	Cook	Chicago	60653	10/12/2004	116000	05/04/2005	
PHH Mortgage Corporation	Lasalle	Ottawa	61350	11/05/2004	315000	06/15/2005	
PHH Mortgage Corporation	Cook	Naperville	60540	07/01/1998	427000	02/14/2005	
PHH Mortgage Corporation	Champaign	Rantoul	61866	07/31/2004	116000	03/14/2005	
PHH Mortgage Corporation	Cook	La Grange	60525	10/25/2005	332000	03/30/2005	
PHH Mortgage Corporation	Rock Island	Silvis	61282	11/27/2002	87200	05/04/2005	
PHH Mortgage Corporation	MCHenry	MCHenry	60050	03/12/2004	243595	03/14/2005	
PHH Mortgage Corporation	Macoupin	Mounr Olive	62069	12/30/2003	22500	03/28/2005	
PHH Mortgage Corporation	Winnebago	Rockford	61114	11/21/2003	84390	04/08/2005	
Plaza Bank	Lake	Lake Bluff	60044	02/27/2004	287981	05/13/2005	
Prairie State Bank & Trust	Macon	Decatur	62521	03/18/1998	10418	03/18/1998	
Prairie State Bank & Trust	Morgan	Meredosia	62665	08/31/2001	6803		02/28/2005
Premier Bank of Jacksonville	Morgan	Jacksonville	62650	03/07/2000	14230	12/20/2004	01/28/2005
Provident Funding Group, Inc.	DuPage	Willowbrook	60514	10/17/2002	152000	04/26/2005	
Provident Funding Group, Inc.	DuPage	West Chicago	60185	04/18/2003	309000	02/02/2005	
Provident Funding Group, Inc.	Cook	Hazel Crest	60429	04/16/2004	133850	03/21/2005	
Raritan State Bank	Henderson	Stronghurst	61480	02/25/2004	30459	03/14/2006	
Raritan State Bank	Henderson	Stronghurst	61480	12/09/2003	50757	02/09/2006	
Raritan State Bank	Knox	Knoxville	61448	10/21/2004	74552	05/19/2006	
Reliance Bank	Madison	Alton	62002	12/06/2002	84000	12/20/2004	
ResMAE Mortgage Corporation	WILL	JOLIET	60436	05/25/2004	139567	05/27/2005	
ResMAE Mortgage Corporation	COOK	CHICAGO	60624	07/16/2004	103200	03/01/2005	
ResMAE Mortgage Corporation	COOK	CHICAGO	60624	07/16/2004	25800	03/01/2005	
ResMAE Mortgage Corporation	WILL	HOMER GLEN	60491	10/20/2004	216000	04/07/2005	
ResMAE Mortgage Corporation	COOK	CHICAGO	60643	10/19/2004	332800	03/24/2005	
ResMAE Mortgage Corporation	COOK	CHICAGO	60643	10/19/2004	83200	03/24/2005	
ResMAE Mortgage Corporation	WINNEBAGO	ROCKFORD	61101	11/16/2004	43326	05/24/2005	
ResMAE Mortgage Corporation	COOK	CHICAGO	60653	11/12/2004	292500	04/13/2005	
ResMAE Mortgage Corporation	COOK	CHICAGO	60628	11/16/2004	150000	04/08/2005	
ResMAE Mortgage Corporation	COOK	MELROSE PARK	60160	11/03/2004	212000	03/09/2005	
ResMAE Mortgage Corporation	COOK	MELROSE PARK	60160	11/03/2004	53000	03/09/2005	
ResMAE Mortgage Corporation	COOK	ELMWOOD PARK	60707	11/08/2004	232000	06/06/2005	
ResMAE Mortgage Corporation	COOK	ELMWOOD PARK	60707	11/08/2004	57978	06/13/2005	
ResMAE Mortgage Corporation	COOK	CHICAGO	60644	11/12/2004	232000	04/18/2005	
ResMAE Mortgage Corporation	COOK	CHICAGO	60644	11/12/2004	58000	04/18/2005	
ResMAE Mortgage Corporation	COOK	HOFFMAN ESTATES	60194	11/15/2004	203120	04/18/2005	
ResMAE Mortgage Corporation	COOK	NORRIDGE	60706	12/15/2004	360000	05/25/2005	
ResMAE Mortgage Corporation	COOK	NORRIDGE	60706	12/15/2004	90000	05/25/2005	
ResMAE Mortgage Corporation	COOK	CHICAGO	60615	12/09/2004	168000	05/05/2005	
ResMAE Mortgage Corporation	COOK	CHICAGO	60628	12/31/2004	94952	05/26/2005	
ResMAE Mortgage Corporation	DU PAGE	NAPERVILLE	60565	12/31/2004	216000	05/18/2005	
ResMAE Mortgage Corporation	COOK	CICERO	60804	08/23/2004	132000	02/28/2004	06/01/2005
ResMAE Mortgage Corporation	COOK	CICERO	60804	08/23/2004	33000	02/28/2004	06/01/2005
Rock River Bank	Winnebago	Rockford	61108	10/19/2001	56000	06/22/2005	
San Jose Tri-County Bank	Mason	Mason City	62664	09/06/2002	51005	06/23/2005	
Sauk Valley Bank & Trust Company	Whiteside	Sterling	61081	09/01/2005	96500		06/12/2005
Sauk Valley Bank & Trust Company	Whiteside	Rock Falls	61071	11/19/2003	35000		04/09/2005
Sauk Valley Bank & Trust Company	Lee	Dixon	61021	07/14/2003	60000	05/10/2005	
Sauk Valley Bank & Trust Company	Lee	Dixon	61021	10/10/2003	26800	05/10/2005	
Sauk Valley Bank & Trust Company	Lee	Dixon	61021	12/05/2003	39300	05/10/2005	
Sauk Valley Bank & Trust Company	Lee	Dixon	61021	05/28/2004	8100	05/10/2005	
Sauk Valley Bank & Trust Company	Lee	Dixon	61021	05/15/2003	71800	05/10/2005	
Savanna-Thomson State Bank	Carroll	Savanna	61074	10/04/2001	16745	01/21/2005	05/06/2005
Saxon Mortgage Services, Inc.	Henry	KEWANEE	61443	08/18/2004	59706	06/10/2005	
Saxon Mortgage Services, Inc.	Will	CRETE	60417	09/08/2004	265847	05/13/2005	09/28/2005
Saxon Mortgage Services, Inc.	Madison	GODFREY	62035	06/25/2004	184429	05/17/2005	

Statewide Foreclosures for the First Half of 2005

Saxon Mortgage Services, Inc.	McHenry	CRYSTAL LAKE	60014	09/30/2004	148032	06/01/2005	
Saxon Mortgage Services, Inc.	Madison	EDWARDSVILLE	62025	09/30/2004	84867	06/27/2005	
Saxon Mortgage Services, Inc.	Cook	LANSING	60438	11/04/2004	114892	06/17/2005	
Saxon Mortgage Services, Inc.	Cook	ARLINGTON HEIGHTS	60004	10/28/2004	386682	06/30/2005	
Saxon Mortgage Services, Inc.	Cook	CHICAGO	60649	10/15/2004	107792	06/27/2005	
Saxon Mortgage Services, Inc.	Cook	CHICAGO	60617	11/08/2004	124000	04/19/2005	
Saxon Mortgage Services, Inc.	Cook	CHICAGO	60638	05/28/2004	127398	06/29/2005	
Saxon Mortgage Services, Inc.	Du Page	WOODRIDGE	60517	06/23/2004	179372	06/22/2005	
Saxon Mortgage Services, Inc.	Cook	CHICAGO	60652	07/02/2004	43302	05/13/2005	
Saxon Mortgage Services, Inc.	Cook	CHICAGO HEIGHTS	60411	07/07/2004	69600	02/23/2005	09/28/2005
Saxon Mortgage Services, Inc.	Cook	RIVERDALE	60827	06/28/2004	101255	06/01/2005	
Saxon Mortgage Services, Inc.	Cook	CHICAGO HEIGHTS	60411	07/12/2004	87433	06/15/2005	
Saxon Mortgage Services, Inc.	Saline	HARRISBURG	62946	07/27/2004	55747	06/16/2005	
Saxon Mortgage Services, Inc.	Massac	METROPOLIS	62960	03/21/2003	61673	02/01/2005	
Saxon Mortgage Services, Inc.	Macon	DECATUR	62521	04/02/2003	43945	06/08/2005	
Saxon Mortgage Services, Inc.	Will	ROMEOVILLE	60446	04/15/2003	128705	03/29/2005	09/21/2005
Saxon Mortgage Services, Inc.	Cook	RIGHTON PARK	60471	05/01/2003	202421	04/07/2005	
Saxon Mortgage Services, Inc.	Lake	WAUKEGAN	60087	05/23/2003	156028	04/11/2005	
Saxon Mortgage Services, Inc.	Cook	GLENWOOD	60425	06/03/2003	108186	05/19/2005	
Saxon Mortgage Services, Inc.	Cook	CHICAGO	60623	07/11/2003	133119	04/06/2005	
Saxon Mortgage Services, Inc.	Cook	WORTH	60482	07/22/2003	130772	06/13/2005	
Saxon Mortgage Services, Inc.	Peoria	PEORIA	61614	08/18/2003	64691	06/03/2005	
Saxon Mortgage Services, Inc.	Cook	COUNTRY CLUB HILLS	60478	08/29/2003	82964	06/23/2005	
Saxon Mortgage Services, Inc.	Cook	COUNTRY CLUB HILLS	60478	09/10/2003	121901	06/15/2005	
Saxon Mortgage Services, Inc.	Knox	GALESBURG	61401	09/12/2003	34450	06/15/2005	
Saxon Mortgage Services, Inc.	Cook	RIGHTON PARK	60471	09/12/2003	124814	06/15/2005	
Saxon Mortgage Services, Inc.	Cook	WORTH	60482	10/28/2003	158779	02/23/2005	
Saxon Mortgage Services, Inc.	DuPage	BENSENVILLE	60106	11/12/2003	175899	05/27/2005	
Saxon Mortgage Services, Inc.	Cook	CICERO	60804	11/19/2003	129683	02/09/2005	
Saxon Mortgage Services, Inc.	Cook	FOREST PARK	60130	12/31/2003	72424	05/26/2005	
Saxon Mortgage Services, Inc.	Winnebago	ROCKFORD	61103	02/06/2004	71600	02/10/2005	
Saxon Mortgage Services, Inc.	Cook	CHICAGO	60628	02/12/2004	117599	06/07/2005	
Saxon Mortgage Services, Inc.	Winnebago	ROCKFORD	61103	02/27/2004	81572	06/09/2005	
Saxon Mortgage Services, Inc.	McHenry	MCHENRY	60050	03/19/2004	158241	01/13/2005	
Saxon Mortgage Services, Inc.	Cook	LANSING	60438	03/26/2004	133298	02/08/2005	
Saxon Mortgage Services, Inc.	Cook	LYNWOOD	60411	04/02/2004	83359	06/16/2005	
Saxon Mortgage Services, Inc.	Cook	CHICAGO	60619	05/03/2004	148336	02/24/2005	
Saxon Mortgage Services, Inc.	Kane	AURORA	60506	05/10/2004	213474	04/15/2005	
Saxon Mortgage Services, Inc.	Macon	DECATUR	62522	05/14/2004	38089	04/08/2005	
Saxon Mortgage Services, Inc.	Cook	WESTCHESTER	60154	05/17/2004	192773	05/10/2005	
Saxon Mortgage Services, Inc.	Cook	OAK LAWN	60453	05/28/2004	198752	01/19/2005	
Saxon Mortgage Services, Inc.	Cook	CHICAGO	60639	06/09/2004	171773	01/14/2005	
Saxon Mortgage Services, Inc.	DuPage	WEST CHICAGO	60185	06/14/2004	226852	01/31/2005	08/16/2005
Saxon Mortgage Services, Inc.	DuPage	AURORA	60504	06/18/2004	84950	02/09/2005	
Saxon Mortgage Services, Inc.	Sangamon	SPRINGFIELD	62703	06/18/2004	43906	02/17/2005	
Saxon Mortgage Services, Inc.	Macon	DECATUR	62526	06/24/2004	27052	06/09/2005	
Saxon Mortgage Services, Inc.	Cook	HAZELCREST	60429	06/28/2004	132570	06/29/2005	
Saxon Mortgage Services, Inc.	Cook	PARK FOREST	60466	06/30/2004	138780	06/13/2005	
Saxon Mortgage Services, Inc.	Cook	CHICAGO	60614	07/12/2004	698413	04/15/2005	
Saxon Mortgage Services, Inc.	Cook	PARK FOREST	60466	07/30/2004	155562	02/15/2005	09/08/2005
Saxon Mortgage Services, Inc.	Cook	CHICAGO	60619	03/25/2004	98633	05/09/2005	
Saxon Mortgage Services, Inc.	Cook	CICERO	60804	07/02/2004	190069	02/09/2005	09/27/2005
Saxon Mortgage Services, Inc.	St Clair	CAHOKIA	62206	06/30/2004	44800	01/24/2005	
Saxon Mortgage Services, Inc.	Kane	SOUTH ELGIN	60177	06/18/2004	254639	03/03/2005	
Saxon Mortgage Services, Inc.	Cook	SAUK VILLAGE	60411	07/29/2004	68723	02/28/2005	
Saxon Mortgage Services, Inc.	Cook	CHICAGO	60629	07/14/2004	173313	05/25/2005	
Saxon Mortgage Services, Inc.	Cook	CHICAGO	60628	08/02/2004	89685	06/08/2005	
Saxon Mortgage Services, Inc.	Cook	CHICAGO	60633	07/14/2004	69000	02/22/2005	

Statewide Foreclosures for the First Half of 2005

Saxon Mortgage Services, Inc.	Cook	COUNTRY CLUB HILLS	60478	07/27/2004	137042	06/10/2005	
Saxon Mortgage Services, Inc.	Cook	BROADVIEW	60155	06/08/2004	209499	03/21/2005	
Saxon Mortgage Services, Inc.	Cook	EVANSTON	60201	08/09/2004	314554	03/22/2005	
Saxon Mortgage Services, Inc.	Cook	CHICAGO	60629	08/19/2004	161000	03/25/2005	
Saxon Mortgage Services, Inc.	Cook	CHICAGO	60652	08/20/2004	225000	05/10/2005	
Saxon Mortgage Services, Inc.	Cook	HICKORY HILLS	60457	09/21/2004	215350	05/17/2005	
Saxon Mortgage Services, Inc.	Cook	CHICAGO	60636	08/25/2004	166257	06/13/2005	
Saxon Mortgage Services, Inc.	Will	CREST HILL	60435	08/20/2004	133388	05/19/2005	
Saxon Mortgage Services, Inc.	Cook	CHICAGO	60652	08/03/2004	232208	05/10/2005	
Saxon Mortgage Services, Inc.	Cook	CHICAGO	60636	04/03/1998	31460	02/09/2005	08/22/2005
Saxon Mortgage Services, Inc.	Will	JOLIET	60435	11/13/2000	125978	02/16/2005	
Saxon Mortgage Services, Inc.	Du Page	CAROL STREAM	60188	04/23/2004	215410	01/26/2005	
Saxon Mortgage Services, Inc.	Cook	LYNWOOD	60411	04/30/2004	183157	01/11/2005	
Saxon Mortgage Services, Inc.	Lake	ZION	60099	02/10/1997	67686	04/11/2005	
Saxon Mortgage Services, Inc.	Cook	CHICAGO	60638	10/26/1998	104312	02/17/2005	
Saxon Mortgage Services, Inc.	Cook	CHICAGO	60615	10/01/1999	70395	04/12/2005	
Saxon Mortgage Services, Inc.	Will	PEOTONE	60468	02/28/2000	448816	01/10/2005	
Saxon Mortgage Services, Inc.	Lake	NORTH CHICAGO	60064	01/26/2000	72547	05/19/2005	
Saxon Mortgage Services, Inc.	Rock Island	MOLINE	61265	02/10/2000	58240	03/31/2005	
Saxon Mortgage Services, Inc.	Cook	CHICAGO	60640	03/03/2000	86259	01/19/2005	
Saxon Mortgage Services, Inc.	Cook	CHICAGO	60624	04/12/2000	103310	01/14/2005	08/25/2005
Saxon Mortgage Services, Inc.	Cook	CHICAGO	60629	07/05/2000	46181	05/09/2005	
Saxon Mortgage Services, Inc.	Cook	CHICAGO	60617	05/25/2000	60535	03/17/2005	
Saxon Mortgage Services, Inc.	Henry	WOODHULL	61490	07/13/2000	43254	04/12/2005	
Saxon Mortgage Services, Inc.	Cook	CHICAGO	60660	10/02/2000	102254	05/18/2005	
Saxon Mortgage Services, Inc.	St Clair	BELLEVILLE	62220	09/30/2000	52138	01/18/2005	08/31/2005
Saxon Mortgage Services, Inc.	Lake	ZION	60099	10/16/2000	93158	02/10/2005	
Saxon Mortgage Services, Inc.	Cook	CALUMET CITY	60409	12/23/2000	48876	06/09/2005	
Saxon Mortgage Services, Inc.	Cook	CHICAGO	60620	04/17/2001	90684	03/15/2005	
Saxon Mortgage Services, Inc.	Cook	CHICAGO	60652	04/25/2001	101724	03/25/2005	
Saxon Mortgage Services, Inc.	Cook	CHICAGO	60628	07/10/2001	53894	06/15/2005	
Saxon Mortgage Services, Inc.	Cook	CHICAGO	60628	08/23/2001	62829	06/03/2005	
Saxon Mortgage Services, Inc.	Iroquois	CLIFTON	60927	10/25/2001	57255	06/15/2005	
Saxon Mortgage Services, Inc.	Cook	CHICAGO	60649	12/10/2001	86388	06/07/2005	
Saxon Mortgage Services, Inc.	St Clair	EAST SAINT LOUIS	62203	03/01/2002	51161	02/22/2005	
Saxon Mortgage Services, Inc.	Cook	MIDLOTHIAN	60445	05/21/2002	94648	01/13/2005	
Saxon Mortgage Services, Inc.	Montgomery	NOKOMIS	62075	01/10/2003	68808	01/10/2005	
Saxon Mortgage Services, Inc.	Kane	AURORA	60505	04/24/2003	125771	06/17/2005	
Saxon Mortgage Services, Inc.	Whiteside	MORRISON	61270	05/15/2003	69481	03/18/2005	
Saxon Mortgage Services, Inc.	Kane	ELGIN	60120	06/25/2003	142405	02/24/2005	
Saxon Mortgage Services, Inc.	Will	JOLIET	60433	10/01/2003	104106	03/24/2005	
Saxon Mortgage Services, Inc.	Cook	RIVERDALE	60827	09/22/2003	83507	04/25/2005	
Saxon Mortgage Services, Inc.	St Clair	CASEYVILLE	62232	09/26/2003	52458	06/02/2005	
Saxon Mortgage Services, Inc.	Winnebago	ROCKFORD	61101	10/23/2003	49517	05/18/2005	
Saxon Mortgage Services, Inc.	Cook	CHICAGO	60653	11/25/2003	307140	06/01/2005	
Saxon Mortgage Services, Inc.	Cook	CHICAGO	60653	11/25/2003	76640	06/01/2005	
Saxon Mortgage Services, Inc.	Madison	ALTON	62002	10/15/2003	62012	01/28/2005	09/28/2005
Saxon Mortgage Services, Inc.	Cook	HOMEWOOD	60430	03/04/2004	70987	01/24/2005	
Saxon Mortgage Services, Inc.	Kankakee	KANKAKEE	60901	03/10/2004	60594	05/16/2005	
Saxon Mortgage Services, Inc.	Lake	MUNDELEIN	60060	04/13/2004	183488	04/11/2005	
Saxon Mortgage Services, Inc.	Cook	HOMEWOOD	60430	03/22/2004	150335	06/08/2005	
Saxon Mortgage Services, Inc.	Jackson	GORHAM	62940	05/14/2004	54653	01/18/2005	
Saxon Mortgage Services, Inc.	Coles	MATTOON	61938	02/10/2004	72484	06/13/2005	
Saxon Mortgage Services, Inc.	Winnebago	ROCKFORD	61108	06/18/2004	94340	04/04/2005	
Saxon Mortgage Services, Inc.	Will	PLAINFIELD	60544	07/26/2004	191260	05/12/2005	
Saxon Mortgage Services, Inc.	Cook	BELLWOOD	60104	08/30/2004	69899	05/31/2005	
Saxon Mortgage Services, Inc.	Cook	CHICAGO	60630	07/26/2004	264000	01/19/2005	
Saxon Mortgage Services, Inc.	Cook	CHICAGO	60634	11/22/2004	301750	05/26/2005	

Statewide Foreclosures for the First Half of 2005

Saxon Mortgage Services, Inc.	Cook	CHICAGO	60641	03/17/2004	261778	04/06/2005	
Saxon Mortgage Services, Inc.	Cook	CHICAGO	60620	10/02/2002	92302	02/10/2005	
Saxon Mortgage Services, Inc.	Will	HOMER GLEN	60441	11/15/2002	182014	02/15/2005	
Saxon Mortgage Services, Inc.	Winnebago	ROCKFORD	61101	11/18/2002	62043	01/14/2005	08/26/2005
Saxon Mortgage Services, Inc.	Winnebago	ROCKFORD	61108	12/12/2002	72574	06/14/2005	
Saxon Mortgage Services, Inc.	Kane	SOUTH ELGIN	60177	12/13/2002	195905	03/29/2005	
Saxon Mortgage Services, Inc.	Winnebago	ROCKFORD	61103	06/12/2002	76807	02/18/2005	08/16/2005
Saxon Mortgage Services, Inc.	Cook	CHICAGO	60653	04/23/2004	187437	01/19/2005	
Saxon Mortgage Services, Inc.	Cook	COUNTRY CLUB HILLS	60478	03/24/2004	96925	01/12/2005	
Saxon Mortgage Services, Inc.	Cook	CHICAGO	60636	04/09/2004	176000	01/20/2005	
Saxon Mortgage Services, Inc.	Madison	MADISON	62060	06/22/2004	31412	05/11/2005	
Scott State Bank	Moultrie	Bethany	61914	02/27/2002	21500	08/16/2004	05/10/2005
Security Savings Bank	Henderson	Oquawka	61469	01/07/2000	39000	05/16/2005	
Security Savings Bank	Warren	Monmouth	61462	03/18/1999	44175	06/23/2005	
Security Savings Bank	Henderson	Oquawka	61469	11/21/1997	36360	06/24/2005	
Security State Bank of Hamilton	Hancock	Hamilton	62341	06/30/1999	34825	06/08/2005	
Security State Bank of Hamilton	Hancock	Hamilton	62341	03/05/1999	18683	10/21/2004	06/30/2005
Select Portfolio Servicing, Inc.	COOK	CHICAGO	60636	11/09/1994	40582		03/14/2005
Select Portfolio Servicing, Inc.	COOK	CHICAGO	60636	12/16/1994	57449		03/10/2005
Select Portfolio Servicing, Inc.	COOK	DOLTON	60419	08/30/1996	105126		01/27/2005
Select Portfolio Servicing, Inc.	SAINT CLAIR	LEBANON	62254	09/25/1997	56269		05/18/2005
Select Portfolio Servicing, Inc.	COOK	CHICAGO	60617	07/27/1998	78758		06/06/2005
Select Portfolio Servicing, Inc.	COOK	COUNTRY CLUB HILLS	60478	02/04/1999	192975		06/10/2005
Select Portfolio Servicing, Inc.	COOK	FLOSSMOOR	60422	02/08/1999	138245		02/01/2005
Select Portfolio Servicing, Inc.	SANGAMON	SPRINGFIELD	62703	02/23/1999	89632		03/21/2005
Select Portfolio Servicing, Inc.	COOK	CHICAGO	60620	06/04/1998	91088		02/04/2005
Select Portfolio Servicing, Inc.	SANGAMON	SPRINGFIELD	62702	06/26/2001	53113		02/22/2005
Select Portfolio Servicing, Inc.	KANE	ST CHARLES	60175	10/24/2000	43301		05/19/2005
Select Portfolio Servicing, Inc.	JEFFERSON	MOUNT VERNO	62864	12/29/2000	65083		06/01/2005
Select Portfolio Servicing, Inc.	COOK	CHICAGO	60653	03/24/2001	65716		05/25/2005
Select Portfolio Servicing, Inc.	SAINT CLAIR	BELLEVILLE	62221	03/16/2001	50448		05/23/2005
Select Portfolio Servicing, Inc.	COOK	HARVEY	60426	10/13/2000	54791		04/12/2005
Select Portfolio Servicing, Inc.	COOK	CHICAGO	60628	10/06/1988	60232		05/06/2005
Select Portfolio Servicing, Inc.	COOK	CHICAGO	60628	10/06/1988	60232		06/06/2005
Select Portfolio Servicing, Inc.	LAKE	ZION	60099	08/14/1998	112640		05/06/2005
Select Portfolio Servicing, Inc.	LAKE	ZION	60099	08/14/1998	112640		05/27/2005
Select Portfolio Servicing, Inc.	LAKE	ZION	60099	08/14/1998	112640		06/10/2005
Select Portfolio Servicing, Inc.	LA SALLE	LELAND	60531	11/13/1986	23194		05/18/2005
Select Portfolio Servicing, Inc.	VERMILION	HOOPESTON	60942	10/19/2001	47609		06/23/2005
Select Portfolio Servicing, Inc.	WILLIAMSON	JOHNSTON CITY	62951	10/11/2001	46911		03/01/2005
Select Portfolio Servicing, Inc.	WINNEBAGO	ROCKFORD	61102	09/02/1999	99483		02/01/2005
Select Portfolio Servicing, Inc.	WINNEBAGO	ROCKFORD	61102	09/02/1999	99483		02/18/2005
Select Portfolio Servicing, Inc.	COOK	CHICAGO	60619	05/21/1999	58676		04/08/2005
Select Portfolio Servicing, Inc.	COOK	LYNWOOD	60411	01/21/1997	100820		03/28/2005
Select Portfolio Servicing, Inc.	SAINT CLAIR	CAHOKIA	62206	07/16/1997	36443		03/30/2005
Select Portfolio Servicing, Inc.	COOK	CHICAGO	60636	11/13/2001	75644		04/26/2005
Select Portfolio Servicing, Inc.	KANKAKEE	BRADLEY	60915	11/06/2001	98321		01/31/2005
Select Portfolio Servicing, Inc.	COOK	HAZEL CREST	60428	12/04/2001	62645		03/21/2005
Select Portfolio Servicing, Inc.	COOK	CHICAGO	60652	12/12/2001	89431		03/28/2005
Select Portfolio Servicing, Inc.	COOK	RICHTON PARK	60471	12/28/2001	298623		02/14/2005
Select Portfolio Servicing, Inc.	COOK	CHICAGO	60643	12/12/2001	81424		04/04/2005
Select Portfolio Servicing, Inc.	COOK	CHICAGO	60644	08/02/2001	46653		03/07/2005
Select Portfolio Servicing, Inc.	LA SALLE	LA SALLE	61301	08/23/2001	105164		03/15/2005
Select Portfolio Servicing, Inc.	LA SALLE	LA SALLE	61301	08/23/2001	105164		06/02/2005
Select Portfolio Servicing, Inc.	SAINT CLAIR	CENTREVILLE	62203	03/27/1996	27828		06/08/2005
Select Portfolio Servicing, Inc.	WILL	BEECHER	60401	07/31/1998	89759		04/20/2005
Select Portfolio Servicing, Inc.	COOK	RICHTON	60471	03/21/2002	196005		03/09/2005
Select Portfolio Servicing, Inc.	COOK	HARVEY	60426	11/09/2001	55259		03/10/2005

Statewide Foreclosures for the First Half of 2005

Select Portfolio Servicing, Inc.	MCHENRY	WONDER LAKE	60097	03/06/2002	118000	05/27/2005
Select Portfolio Servicing, Inc.	SAINT CLAIR	EAST SAINT LOUIS	62205	03/01/2002	35734	05/04/2005
Select Portfolio Servicing, Inc.	WILL	PLAINFIELD	60544	04/05/2002	130737	06/08/2005
Select Portfolio Servicing, Inc.	WILL	JOLIET	60435	04/29/2002	87046	02/02/2005
Select Portfolio Servicing, Inc.	SAINT CLAIR	WASHINGTON PARK	62204	04/01/2002	47656	02/23/2005
Select Portfolio Servicing, Inc.	COOK	MAYWOOD	60153	04/30/2002	171361	06/21/2005
Select Portfolio Servicing, Inc.	KANE	SUGAR GROVE	60554	02/11/2002	276489	02/10/2005
Select Portfolio Servicing, Inc.	COOK	CALUMET PARK	60827	04/22/2002	73182	01/12/2005
Select Portfolio Servicing, Inc.	COOK	PARK FOREST	60466	04/11/2002	86982	02/28/2005
Select Portfolio Servicing, Inc.	COOK	CHICAGO	60628	04/19/2002	100587	06/01/2005
Select Portfolio Servicing, Inc.	PEORIA	PEORIA	61615	10/31/2000	76704	04/07/2005
Select Portfolio Servicing, Inc.	COOK	CHICAGO	60629	03/16/2001	84374	03/09/2005
Select Portfolio Servicing, Inc.	COOK	DES PLAINES	60016	07/26/2001	79766	02/07/2005
Select Portfolio Servicing, Inc.	COOK	DES PLAINES	60016	07/26/2001	79589	05/16/2005
Select Portfolio Servicing, Inc.	COOK	DES PLAINES	60016	07/26/2001	79589	06/16/2005
Select Portfolio Servicing, Inc.	SAINT CLAIR	SUMMERFIELD	62289	08/16/2001	57768	02/02/2005
Select Portfolio Servicing, Inc.	KANE	CARPENTERSVILLE	60110	10/26/2001	132315	01/26/2005
Select Portfolio Servicing, Inc.	COOK	DOLTON	60419	09/25/2002	95040	01/03/2005
Select Portfolio Servicing, Inc.	COOK	CHICAGO	60637	01/06/2003	111458	03/21/2005
Select Portfolio Servicing, Inc.	COOK	CHICAGO	60637	01/06/2003	111458	04/21/2005
Select Portfolio Servicing, Inc.	COOK	CHICAGO	60637	01/06/2003	111458	05/19/2005
Select Portfolio Servicing, Inc.	COOK	BELLWOOD	60104	01/20/2003	134355	06/16/2005
Select Portfolio Servicing, Inc.	FRANKLIN	WEST FRANKFORT	62896	01/09/2002	38774	05/09/2005
Select Portfolio Servicing, Inc.	FRANKLIN	WEST FRANKFORT	62896	01/09/2002	38774	05/12/2005
Select Portfolio Servicing, Inc.	WILL	JOLIET	60432	12/17/2001	72414	03/23/2005
Select Portfolio Servicing, Inc.	COOK	CHICAGO	60644	08/26/2002	150899	05/18/2005
Select Portfolio Servicing, Inc.	DUPAGE	WOOD DALE	60191	02/21/2002	293160	03/03/2005
Select Portfolio Servicing, Inc.	COOK	CHICAGO	60652	08/01/2002	112071	02/28/2005
Select Portfolio Servicing, Inc.	COOK	CHICAGO	60612	08/30/2002	150092	05/19/2005
Select Portfolio Servicing, Inc.	WILL	FRANKFORT	60423	08/30/2002	289377	04/20/2005
Select Portfolio Servicing, Inc.	COOK	SCHAUMBURG	60193	10/04/2002	212544	03/10/2005
Select Portfolio Servicing, Inc.	COOK	SCHAUMBURG	60193	10/04/2002	212544	06/22/2005
Select Portfolio Servicing, Inc.	WINNEBAGO	ROCKFOR	61107	08/30/2002	69362	05/27/2005
Select Portfolio Servicing, Inc.	COOK	CHICAGO	60637	09/05/2002	165366	05/27/2005
Select Portfolio Servicing, Inc.	COOK	CHICAGO	60637	09/05/2002	165366	06/27/2005
Select Portfolio Servicing, Inc.	LAKE	MUNDELEIN	60060	09/21/2002	156399	02/04/2005
Select Portfolio Servicing, Inc.	KANE	CARPENTERSVILLE	60110	08/27/2002	106950	01/13/2005
Select Portfolio Servicing, Inc.	COOK	CHICAGO	60636	09/18/2002	100899	02/23/2005
Select Portfolio Servicing, Inc.	COOK	CHICAGO	60649	07/30/2002	93222	02/11/2005
Select Portfolio Servicing, Inc.	COOK	CHICAGO	60643	08/19/2002	59060	05/18/2005
Select Portfolio Servicing, Inc.	WILL	BOLINGBROOK	60440	08/29/2002	166712	06/15/2005
Select Portfolio Servicing, Inc.	COOK	CHICAGO	60639	10/11/2002	290943	04/20/2005
Select Portfolio Servicing, Inc.	WINNEBAGO	ROCKFORD	61101	10/09/2002	37409	04/05/2005
Select Portfolio Servicing, Inc.	COOK	LANSING	60438	08/13/2002	141990	06/15/2005
Select Portfolio Servicing, Inc.	COOK	CHICAGO	60623	09/25/2002	185654	04/14/2005
Select Portfolio Servicing, Inc.	WHITE	CROSSVILLE	62827	10/09/2002	111441	03/15/2005
Select Portfolio Servicing, Inc.	COOK	CALUMET CITY	60409	10/24/2002	51786	04/07/2005
Select Portfolio Servicing, Inc.	SAINT CLAIR	EAST SAINT LOUIS	62205	10/25/2002	42201	01/04/2005
Select Portfolio Servicing, Inc.	DUPAGE	WEST CHICAGO	60185	05/22/2002	111730	03/01/2005
Select Portfolio Servicing, Inc.	COOK	CHICAGO	60610	05/17/2002	293274	06/10/2005
Select Portfolio Servicing, Inc.	COOK	CHICAGO	60638	07/10/2002	148062	03/09/2005
Select Portfolio Servicing, Inc.	COOK	HOMEWOOD	60430	07/18/2002	200446	06/03/2005
Select Portfolio Servicing, Inc.	COOK	DOLTON	60419	10/01/2002	116348	04/18/2005
Select Portfolio Servicing, Inc.	COOK	CHICAGO	60617	10/29/2002	103693	02/16/2005
Select Portfolio Servicing, Inc.	COOK	CHICAGO	60619	10/16/2002	110310	05/25/2005
Select Portfolio Servicing, Inc.	COOK	MAYWOOD	60153	09/27/2002	145573	03/01/2005
Select Portfolio Servicing, Inc.	COOK	MAYWOOD	60153	09/27/2002	145573	03/31/2005
Select Portfolio Servicing, Inc.	COOK	CHICAGO	60629	11/15/2002	119195	02/24/2005

Statewide Foreclosures for the First Half of 2005

Select Portfolio Servicing, Inc.	SAINT CLAIR	EAST ST LOUIS	62203	03/08/2001	36235	03/23/2005
Select Portfolio Servicing, Inc.	COOK	LYNNWOOD	60411	11/16/2002	109215	03/07/2005
Select Portfolio Servicing, Inc.	WILL	PLAINFIELD	60544	11/27/2002	189970	04/20/2005
Select Portfolio Servicing, Inc.	COOK	MARKAHAM	60426	12/13/2002	69923	05/18/2005
Select Portfolio Servicing, Inc.	COOK	CHICAGO	60641	11/19/2002	202808	04/25/2005
Select Portfolio Servicing, Inc.	COOK	BELLWOOD	60104	08/31/2002	134336	03/17/2005
Select Portfolio Servicing, Inc.	FULTON	CUBA	61427	09/30/2002	82647	02/07/2005
Select Portfolio Servicing, Inc.	COOK	CHICAGO	60640	11/30/2002	165083	05/18/2005
Select Portfolio Servicing, Inc.	COOK	LYNWOOD	60411	01/02/2003	126703	03/22/2005
Select Portfolio Servicing, Inc.	COOK	CHICAGO	60613	12/20/2002	347148	05/11/2005
Select Portfolio Servicing, Inc.	COOK	DOLTON	60419	11/13/2002	109992	02/14/2005
Select Portfolio Servicing, Inc.	COOK	CHICAGO	60643	12/03/1999	74026	03/03/2005
Select Portfolio Servicing, Inc.	COOK	CHICAGO	60643	12/03/1999	73972	06/01/2005
Select Portfolio Servicing, Inc.	MACON	DECATUR	62522	09/22/2000	33186	06/14/2005
Select Portfolio Servicing, Inc.	COOK	CHICAGO	60628	08/02/2000	125372	03/01/2005
Select Portfolio Servicing, Inc.	COOK	CHICAGO	60628	08/02/2000	125330	03/31/2005
Select Portfolio Servicing, Inc.	COOK	CHICAGO	60649	11/06/2000	62874	06/13/2005
Select Portfolio Servicing, Inc.	COOK	MATTESON	60443	12/22/2000	229982	04/18/2005
Select Portfolio Servicing, Inc.	MADISON	GODFREY	62035	03/30/2001	145929	03/15/2005
Select Portfolio Servicing, Inc.	DEKALB	SOMONAUK	60552	08/14/2002	147703	03/17/2005
Select Portfolio Servicing, Inc.	COOK	CHICAGO	60621	12/19/2002	126284	01/24/2005
Select Portfolio Servicing, Inc.	COOK	SCHILLER PARK	60176	02/18/2003	188948	03/07/2005
Select Portfolio Servicing, Inc.	COOK	CHICAGO	60652	01/29/2003	122439	06/10/2005
Select Portfolio Servicing, Inc.	SANGAMON	SPRINGFIELD	62703	06/24/1996	16935	04/26/2005
Select Portfolio Servicing, Inc.	SALINE	STONEFORT	62987	04/03/2000	34942	05/06/2005
Select Portfolio Servicing, Inc.	WILL	NAPERVILLE	60564	07/27/2000	135254	05/24/2005
Select Portfolio Servicing, Inc.	COOK	CHICAGO	60618	07/18/2002	553588	05/16/2005
Select Portfolio Servicing, Inc.	COOK	CHICAGO	60618	07/18/2002	553588	06/03/2005
Select Portfolio Servicing, Inc.	LA SALLE	LELAND	60531	12/30/2002	117637	03/11/2005
Select Portfolio Servicing, Inc.	SANGAMON	SPRINGFIELD	62702	01/23/2003	55647	02/22/2005
Select Portfolio Servicing, Inc.	COOK	CHICAGO	60613	01/21/2003	262067	04/07/2005
Select Portfolio Servicing, Inc.	COOK	DOLTON	60419	01/31/2003	66053	02/09/2005
Select Portfolio Servicing, Inc.	LAKE	ZION	60099	01/10/2003	107928	05/06/2005
Select Portfolio Servicing, Inc.	COOK	CHICAGO	60652	01/21/2003	42625	05/16/2005
Select Portfolio Servicing, Inc.	COOK	CHICAGO	60652	01/21/2003	42625	05/23/2005
Select Portfolio Servicing, Inc.	COOK	CHICAGO	60643	01/24/2003	92000	04/25/2005
Select Portfolio Servicing, Inc.	COOK	ALSIP	60803	01/29/2003	62546	01/25/2005
Select Portfolio Servicing, Inc.	WILL	CRETE	60417	01/31/2003	127800	02/23/2005
Select Portfolio Servicing, Inc.	DUPAGE	LOMBARD	60148	09/28/2000	271826	02/17/2005
Select Portfolio Servicing, Inc.	COOK	RICHTON PARK	60471	10/18/2002	165291	06/09/2005
Select Portfolio Servicing, Inc.	COOK	MOUNT PROSPECT	60056	06/17/2003	133226	02/14/2005
Select Portfolio Servicing, Inc.	LAKE	HAINSVILLE	60030	02/25/2000	133500	05/24/2005
Select Portfolio Servicing, Inc.	WILL	NAPERVILLE	60564	05/25/2000	462704	06/02/2005
Select Portfolio Servicing, Inc.	COOK	NORTHBROOK	60062	08/31/1999	293468	05/17/2005
Select Portfolio Servicing, Inc.	COOK	NORTHBROOK	60062	08/31/1999	293468	06/16/2005
Select Portfolio Servicing, Inc.	COOK	CHICAGO	60636	07/18/2001	75016	03/03/2005
Select Portfolio Servicing, Inc.	SAINT CLAIR	BELLEVILLE	62221	01/08/2002	250740	03/09/2005
Select Portfolio Servicing, Inc.	COOK	EVANSTON	60202	08/03/2001	139954	03/01/2005
Select Portfolio Servicing, Inc.	COOK	MT PROSPECT	60056	07/26/2001	292226	03/17/2005
Select Portfolio Servicing, Inc.	COOK	HAZEL CREST	60429	08/17/1998	57310	04/11/2005
Select Portfolio Servicing, Inc.	WILL	LOCKPORT	60441	02/05/2001	118926	05/04/2005
Select Portfolio Servicing, Inc.	COOK	CHICAGO	60630	10/06/2000	264657	02/28/2005
Select Portfolio Servicing, Inc.	COOK	CHICAGO	60630	10/06/2000	264657	03/16/2005
Select Portfolio Servicing, Inc.	DUPAGE	ITASCA	60143	12/15/2003	398328	03/17/2005
Select Portfolio Servicing, Inc.	COOK	CHICAGO	60622	12/01/2003	379050	01/19/2005
Select Portfolio Servicing, Inc.	COOK	CHICAGO	60643	12/16/2003	128250	04/29/2005
Select Portfolio Servicing, Inc.	PEORIA	MAPLETON	61547	08/18/2000	99967	04/26/2005
Select Portfolio Servicing, Inc.	COOK	BELLWOOD	60104	06/28/2002	120140	03/28/2005

Statewide Foreclosures for the First Half of 2005

Select Portfolio Servicing, Inc.	MACON	DECATUR	62521	04/21/1998	46143	03/08/2005
Select Portfolio Servicing, Inc.	WILL	CRETE	60417	09/10/1998	103760	01/19/2005
Select Portfolio Servicing, Inc.	WILL	CRETE	60417	09/10/1998	103760	06/01/2005
Select Portfolio Servicing, Inc.	SANGAMON	SPRINGFIELD	62702	09/15/1998	32646	04/26/2005
Select Portfolio Servicing, Inc.	SANGAMON	SPRINGFIELD	62703	12/13/1999	24397	02/01/2005
Select Portfolio Servicing, Inc.	SANGAMON	SPRINGFIELD	62703	01/28/2000	29670	06/21/2005
Select Portfolio Servicing, Inc.	DEKALB	DEKALB	60115	08/31/1999	116680	03/10/2005
Select Portfolio Servicing, Inc.	DEKALB	DEKALB	60115	08/31/1999	116680	04/15/2005
Select Portfolio Servicing, Inc.	DEKALB	DEKALB	60115	08/31/1999	116680	06/09/2005
Select Portfolio Servicing, Inc.	MACON	DECATUR	62526	12/30/1999	39318	01/25/2005
Select Portfolio Servicing, Inc.	SANGAMON	AUBURN	62615	02/29/2000	50530	03/23/2005
Select Portfolio Servicing, Inc.	WINNEBAGO	ROCKFORD	61109	10/05/1994	22444	04/12/2005
Select Portfolio Servicing, Inc.	WINNEBAGO	ROCKFORD	61109	10/05/1994	22444	06/10/2005
Select Portfolio Servicing, Inc.	COOK	CHICAGO	60636	11/17/1995	37585	03/02/2005
Select Portfolio Servicing, Inc.	COOK	CHICAGO	60636	11/17/1995	37585	04/11/2005
Select Portfolio Servicing, Inc.	COOK	CHICAGO	60636	11/17/1995	37585	06/20/2005
Select Portfolio Servicing, Inc.	KANKAKEE	MOMENCE	60954	04/03/1997	50468	03/09/2005
Select Portfolio Servicing, Inc.	DUPAGE	BARLETT	60103	03/13/1996	151569	06/17/2005
Select Portfolio Servicing, Inc.	COOK	HAZELCREST	60429	05/31/1996	100776	05/11/2005
Select Portfolio Servicing, Inc.	COOK	CHICAGO	60649	08/27/1996	36975	04/26/2005
Select Portfolio Servicing, Inc.	COOK	HARVEY	60426	08/27/1996	71440	05/09/2005
Select Portfolio Servicing, Inc.	MACON	DECATUR	62521	09/12/1996	52916	03/08/2005
Select Portfolio Servicing, Inc.	COOK	CHICAGO	60621	07/15/1996	43416	03/03/2005
Select Portfolio Servicing, Inc.	COOK	CHICAGO	60619	11/12/1996	31443	02/11/2005
Select Portfolio Servicing, Inc.	COOK	CHICAGO	60619	11/12/1996	31443	02/14/2005
Select Portfolio Servicing, Inc.	COOK	CHICAGO	60617	02/04/1997	28952	04/04/2005
Select Portfolio Servicing, Inc.	COOK	ROBBINS	60472	11/19/1996	32317	02/01/2005
Select Portfolio Servicing, Inc.	COOK	NORTH LAKE	60164	03/03/1997	10893	06/21/2005
Select Portfolio Servicing, Inc.	PEORIA	PEORIA	61603	06/16/1997	27947	05/25/2005
Select Portfolio Servicing, Inc.	PEORIA	PEORIA	61603	06/16/1997	27947	06/08/2005
Select Portfolio Servicing, Inc.	MADISON	EDWARDSVILL	62025	08/22/1997	49681	03/14/2005
Select Portfolio Servicing, Inc.	KANKAKEE	BRADLEY	60915	02/28/1997	43969	04/27/2005
Select Portfolio Servicing, Inc.	COOK	CHICAGO	60411	06/09/1997	25800	03/07/2005
Select Portfolio Servicing, Inc.	COOK	CHICAGO	60636	08/15/1997	55316	03/04/2005
Select Portfolio Servicing, Inc.	COOK	CHICAGO	60628	10/16/1997	78021	04/07/2005
Select Portfolio Servicing, Inc.	COOK	CHICAGO	60628	10/16/1997	77237	05/06/2005
Select Portfolio Servicing, Inc.	COOK	CHICAGO	60628	10/27/1997	52137	02/18/2005
Select Portfolio Servicing, Inc.	KNOX	GALESBURG	61401	12/13/1997	31153	03/17/2005
Select Portfolio Servicing, Inc.	COOK	CHICAGO	60623	12/05/1997	38338	05/13/2005
Select Portfolio Servicing, Inc.	ADAMS	GOLDEN	62339	12/15/1997	31140	03/21/2005
Select Portfolio Servicing, Inc.	SANGAMON	SPRINGFIELD	62703	11/20/1997	51284	04/19/2005
Select Portfolio Servicing, Inc.	COOK	CHICAGO	60636	12/17/1997	47373	04/11/2005
Select Portfolio Servicing, Inc.	COOK	CHICAGO	60636	12/17/1997	47373	04/18/2005
Select Portfolio Servicing, Inc.	COOK	CHICAGO	60636	04/30/1998	56718	05/05/2005
Select Portfolio Servicing, Inc.	COOK	CHICAGO	60636	04/30/1998	56718	06/03/2005
Select Portfolio Servicing, Inc.	CHRISTIAN	TAYLORVILLE	62568	02/19/1998	34638	06/22/2005
Select Portfolio Servicing, Inc.	MCLEAN	BLOOMINGTON	61701	02/12/1998	38560	01/03/2005
Select Portfolio Servicing, Inc.	WOODFORD	EL PASO	61738	04/06/1998	21369	06/07/2005
Select Portfolio Servicing, Inc.	MADISON	COLLINSVILLE	62234	05/21/1998	48538	03/09/2005
Select Portfolio Servicing, Inc.	COOK	CHICAGO	60609	02/25/1998	54234	03/22/2005
Select Portfolio Servicing, Inc.	HENRY	KEWANEE	61443	03/27/1998	44929	05/17/2005
Select Portfolio Servicing, Inc.	SAINT CLAIR	EAST ST.LOUIS	62205	06/08/1998	28439	04/20/2005
Select Portfolio Servicing, Inc.	COOK	CHICAGO	60644	03/16/1998	40002	03/17/2005
Select Portfolio Servicing, Inc.	SANGAMON	SPRINGFIELD	62704	03/20/1998	24101	04/12/2005
Select Portfolio Servicing, Inc.	SANGAMON	SPRINGFIELD	62704	03/20/1998	24101	04/26/2005
Select Portfolio Servicing, Inc.	COOK	CHICAGO	60619	07/09/1998	72641	02/17/2005
Select Portfolio Servicing, Inc.	COOK	CHICAGO	60619	07/09/1998	72641	03/18/2005
Select Portfolio Servicing, Inc.	MCLEAN	ANCHOR	61720	06/19/1998	49185	02/14/2005

Statewide Foreclosures for the First Half of 2005

Select Portfolio Servicing, Inc.	PEORIA	PEORIA	61604	08/05/1998	58758	03/23/2005
Select Portfolio Servicing, Inc.	GREENE	GREENFIELD	62044	06/15/1998	29697	05/26/2005
Select Portfolio Servicing, Inc.	COOK	CHICAGO	60619	04/30/1998	39989	04/20/2005
Select Portfolio Servicing, Inc.	COOK	CHICAGO	60628	05/08/1998	88378	05/18/2005
Select Portfolio Servicing, Inc.	DEKALB	SYCAMORE	60178	08/22/1998	123039	05/12/2005
Select Portfolio Servicing, Inc.		DOLTON	60149	10/09/1998	54056	01/03/2005
Select Portfolio Servicing, Inc.	COOK	HAZELCREST	60429	06/30/1998	82561	03/02/2005
Select Portfolio Servicing, Inc.	LAKE	GRAYS LAKE	60030	07/30/1998	163538	02/18/2005
Select Portfolio Servicing, Inc.	COOK	CHICAGO	60623	07/31/1998	32195	06/01/2005
Select Portfolio Servicing, Inc.	CHAMPAIGN	RANTOUL	61866	08/25/1998	51768	06/07/2005
Select Portfolio Servicing, Inc.	FULTON	FARMINGTON	61531	12/08/1998	34355	06/20/2005
Select Portfolio Servicing, Inc.	COOK	CHICAGO	60164	09/28/1998	93068	02/15/2005
Select Portfolio Servicing, Inc.	COOK	CHICAGO	60164	09/28/1998	92981	06/23/2005
Select Portfolio Servicing, Inc.	COOK	DOLTON	60419	11/16/1998	127828	02/14/2005
Select Portfolio Servicing, Inc.	SANGAMON	RIVERTON	62561	09/23/1998	70350	05/17/2005
Select Portfolio Servicing, Inc.	COOK	CHICAGO	60639	11/06/1998	103048	05/23/2005
Select Portfolio Servicing, Inc.	SAINT CLAIR	CENTREVILLE	62203	01/04/1999	15368	05/04/2005
Select Portfolio Servicing, Inc.	COOK	CHICAGO	60621	11/24/1998	91804	03/16/2005
Select Portfolio Servicing, Inc.	COOK	CHICAGO	60628	04/20/1999	88996	03/15/2005
Select Portfolio Servicing, Inc.	TAZEWELL	PEKIN	61554	04/21/1999	37583	03/08/2005
Select Portfolio Servicing, Inc.	COOK	CHICAGO	60628	03/25/1999	29159	05/02/2005
Select Portfolio Servicing, Inc.	COOK	CHICAGO	60617	05/10/1999	72540	05/05/2005
Select Portfolio Servicing, Inc.	COOK	CHICAGO	60628	06/17/1996	55494	03/31/2005
Select Portfolio Servicing, Inc.	COOK	CHICAGO	60629	07/22/1996	40684	02/07/2005
Select Portfolio Servicing, Inc.	COOK	CHICAGO	60629	07/22/1996	40684	03/09/2005
Select Portfolio Servicing, Inc.	COOK	CHICAGO	60629	07/22/1996	40684	03/10/2005
Select Portfolio Servicing, Inc.	MCLEAN	BLOOMINGTON	61701	01/01/1997	21399	02/28/2005
Select Portfolio Servicing, Inc.	MARION	SANDOVAL	62882	01/16/1997	19791	05/10/2005
Select Portfolio Servicing, Inc.	COOK	CHICAGO	60619	02/02/1997	84738	04/27/2005
Select Portfolio Servicing, Inc.	COOK	CHICAGO	60637	04/03/1997	65322	01/17/2005
Select Portfolio Servicing, Inc.	COOK	MARKHAM	60426	03/05/1997	72831	05/11/2005
Select Portfolio Servicing, Inc.		ALSIP	60658	05/01/1997	57541	02/24/2005
Select Portfolio Servicing, Inc.	COOK	TINLEY PARK	60477	12/01/1996	109408	04/06/2005
Select Portfolio Servicing, Inc.	COOK	CHICAGO	60609	07/07/1997	36959	05/02/2005
Select Portfolio Servicing, Inc.	COOK	HARVEY	60426	07/03/1997	66624	01/20/2005
Select Portfolio Servicing, Inc.	COOK	CHICAGO	60617	09/01/1997	63884	03/10/2005
Select Portfolio Servicing, Inc.	COOK	CHICAGO	60636	09/22/1997	57833	04/27/2005
Select Portfolio Servicing, Inc.	COOK	HAZELCREST	60429	12/16/1997	117500	02/14/2005
Select Portfolio Servicing, Inc.	COOK	CHICAGO	60655	12/18/1997	74991	01/31/2005
Select Portfolio Servicing, Inc.	COOK	CHICAGO HEIGHTS	60411	02/17/1998	60230	05/11/2005
Select Portfolio Servicing, Inc.	COOK	STEGER	60475	03/20/1998	82023	03/31/2005
Select Portfolio Servicing, Inc.	COOK	STEGER	60475	03/20/1998	82023	05/02/2005
Select Portfolio Servicing, Inc.	COOK	CHICAGO	60621	05/29/1998	48086	04/07/2005
Select Portfolio Servicing, Inc.	SAINT CLAIR	DUPO	62239	05/22/1998	25247	03/23/2005
Select Portfolio Servicing, Inc.	COOK	CHICAGO	60620	06/18/1998	133437	02/10/2005
Select Portfolio Servicing, Inc.	COOK	CHICAGO	60620	06/18/1998	133437	03/01/2005
Select Portfolio Servicing, Inc.	COOK	CHICAGO	60624	03/02/2000	62126	01/11/2005
Select Portfolio Servicing, Inc.	DUPAGE	BARTLETT	60103	09/22/1995	31530	04/28/2005
Select Portfolio Servicing, Inc.	MOULTRIE	SULLIVAN	61951	11/13/1995	30237	01/26/2005
Select Portfolio Servicing, Inc.	COOK	CHICAGO	60620	05/09/1996	46685	06/15/2005
Select Portfolio Servicing, Inc.	COOK	CHICAGO	60619	06/02/2000	93904	03/07/2005
Select Portfolio Servicing, Inc.	MADISON	EAST ALTON	62024	04/14/2000	100924	06/06/2005
Select Portfolio Servicing, Inc.	LAKE	N. CHICAGO	60064	02/22/2000	54075	03/11/2005
Select Portfolio Servicing, Inc.	ROCK ISLAND	TAYLOR RIDGE	61284	09/14/1999	59641	02/18/2005
Select Portfolio Servicing, Inc.	COOK	CHICAGO	60617	02/01/2000	57756	06/08/2005
Select Portfolio Servicing, Inc.	COOK	CHICAGO	60645	07/27/2000	266073	04/14/2005
Select Portfolio Servicing, Inc.	COOK	MARKHAM	60426	12/27/2000	67626	02/21/2005
Select Portfolio Servicing, Inc.	MADISON	TROY	62294	02/13/2001	47236	01/06/2005

Statewide Foreclosures for the First Half of 2005

Select Portfolio Servicing, Inc.	COOK	CHICAGO	60652	04/12/2001	137311	02/08/2005
Select Portfolio Servicing, Inc.	DUPAGE	GLEN ELLYN	60137	02/09/2001	125957	04/14/2005
Select Portfolio Servicing, Inc.	LAKE	LAKE VILLA	60046	08/16/2000	264182	03/04/2005
Select Portfolio Servicing, Inc.	MADISON	ALTON	62002	02/02/2001	41731	01/13/2005
Select Portfolio Servicing, Inc.	WINNEBAGO	MACHESNEY PARK	61115	03/06/2001	60825	06/28/2005
Select Portfolio Servicing, Inc.	COOK	CHICAGO	60644	03/16/2001	151373	03/07/2005
Select Portfolio Servicing, Inc.	COOK	CHICAGO	60623	05/16/2001	109765	05/16/2005
Select Portfolio Servicing, Inc.	COOK	CHICAGO	60623	05/16/2001	109765	06/27/2005
Select Portfolio Servicing, Inc.	COOK	CHICAGO	60612	04/06/2001	66844	01/10/2005
Select Portfolio Servicing, Inc.	WILL	SHOREWOOD	60431	11/03/2000	290909	02/15/2005
Select Portfolio Servicing, Inc.	WILL	SHOREWOOD	60431	11/03/2000	290909	03/16/2005
Select Portfolio Servicing, Inc.	WILL	SHOREWOOD	60431	11/03/2000	290909	04/13/2005
Select Portfolio Servicing, Inc.	COOK	MELROSE PARK	60164	07/02/2001	150673	03/31/2005
Select Portfolio Servicing, Inc.	KANE	AURORA	60506	03/16/2001	171999	05/31/2005
Select Portfolio Servicing, Inc.	COOK	RIGHTON PARK	60471	09/29/2000	282981	03/07/2005
Select Portfolio Servicing, Inc.	MCHENRY	MARENGO	60152	07/31/2001	142345	05/05/2005
Select Portfolio Servicing, Inc.	COOK	MATTESON	60443	07/27/2001	122123	05/11/2005
Select Portfolio Servicing, Inc.	SAINT CLAIR	BELLEVILLE	62226	01/26/2001	49001	03/30/2005
Select Portfolio Servicing, Inc.	COOK	PARK FOREST	60466	04/13/2001	88229	05/03/2005
Select Portfolio Servicing, Inc.	MADISON	GRANITE CITY	62040	08/13/2001	46146	06/09/2005
Select Portfolio Servicing, Inc.	COOK	CHICAGO HEIGHTS	60411	08/20/2001	143772	02/23/2005
Select Portfolio Servicing, Inc.	COOK	CHICAGO HEIGHTS	60411	08/20/2001	143772	06/07/2005
Select Portfolio Servicing, Inc.	WILL	BOLINGBROOK	60440	07/25/2001	92392	03/02/2005
Select Portfolio Servicing, Inc.	WILL	BOLINGBROOK	60440	07/25/2001	92392	04/13/2005
Select Portfolio Servicing, Inc.	ROCK ISLAND	ROCK ISLAND	61201	06/27/2001	69828	06/24/2005
Select Portfolio Servicing, Inc.	LAKE	LAKE BLUFF	60044	08/21/2001	736394	03/18/2005
Select Portfolio Servicing, Inc.	COOK	CHICAGO	60644	08/07/2001	115214	05/09/2005
Select Portfolio Servicing, Inc.	COOK	CHICAGO	60619	09/27/2001	82351	04/07/2005
Select Portfolio Servicing, Inc.	COOK	CHICAGO	60619	09/27/2001	82351	05/27/2005
Select Portfolio Servicing, Inc.	COOK	CHICAGO	60619	09/27/2001	82351	06/06/2005
Select Portfolio Servicing, Inc.	COOK	CHICAGO	60619	08/28/1996	50472	03/07/2005
Select Portfolio Servicing, Inc.	COOK	CHICAGO	60628	10/11/2001	74109	05/19/2005
Select Portfolio Servicing, Inc.	COOK	CHICAGO	60628	10/11/2001	74109	06/17/2005
Select Portfolio Servicing, Inc.	LOGAN	LINCOLN	62656	09/28/2001	57948	05/13/2005
Select Portfolio Servicing, Inc.	COOK	PROSPECT HEIGHTS	60070	09/21/2001	107518	05/18/2005
Select Portfolio Servicing, Inc.	EFFINGHAM	EFFINGHAM	62401	07/02/2001	62122	05/10/2005
Select Portfolio Servicing, Inc.	COOK	HOFFMAN ESTATES	60195	10/26/2001	198163	04/04/2005
Select Portfolio Servicing, Inc.	COOK	CHICAGO	60653	11/01/2001	177948	02/17/2005
Select Portfolio Servicing, Inc.	COOK	CHICAGO	60653	11/01/2001	177948	03/18/2005
Select Portfolio Servicing, Inc.	COOK	CHICAGO HEIGHTS	60411	09/21/2001	78935	04/26/2005
Select Portfolio Servicing, Inc.	COOK	CHICAGO	60636	11/19/2001	107028	04/27/2005
Select Portfolio Servicing, Inc.	COOK	LYNWOOD	60411	11/20/2001	237381	03/18/2005
Select Portfolio Servicing, Inc.	COOK	CHICAGO	60636	11/01/2001	146513	04/26/2005
Select Portfolio Servicing, Inc.	COOK	GLENWOOD	60425	01/03/2002	104720	02/23/2005
Select Portfolio Servicing, Inc.	WHITESIDE	MORRISON	61270	11/20/2001	99613	05/05/2005
Select Portfolio Servicing, Inc.	COOK	MATTESON	60443	12/06/2001	94254	04/13/2005
Select Portfolio Servicing, Inc.	COOK	HARVEY	60426	12/31/2001	63014	03/15/2005
Select Portfolio Servicing, Inc.	COOK	DOLTON	60419	09/20/2001	83233	02/25/2005
Select Portfolio Servicing, Inc.	COOK	CHICAGO	60616	02/21/2002	324519	04/28/2005
Select Portfolio Servicing, Inc.	COOK	CHICAGO	60660	02/22/2002	407973	02/21/2005
Select Portfolio Servicing, Inc.	COOK	CHICAGO	60660	02/22/2002	407973	03/23/2005
Select Portfolio Servicing, Inc.	COOK	CHICAGO	60621	02/22/2002	105404	04/20/2005
Select Portfolio Servicing, Inc.	COOK	LANSING	60438	03/21/2002	107200	04/25/2005
Select Portfolio Servicing, Inc.	COOK	LANSING	60438	03/21/2002	107200	04/26/2005
Select Portfolio Servicing, Inc.	COOK	CHICAGO	60652	04/05/2002	165977	06/14/2005
Select Portfolio Servicing, Inc.	COOK	CHICAGO	60619	04/08/2002	88599	06/01/2005
Select Portfolio Servicing, Inc.	COOK	CHICAGO	60617	04/08/2002	71196	06/28/2005
Select Portfolio Servicing, Inc.	WILL	PLAINFIELD	60544	05/23/2002	257022	06/17/2005

Statewide Foreclosures for the First Half of 2005

Select Portfolio Servicing, Inc.	COOK	CHICAGO	60623	04/30/2002	122269	03/15/2005
Select Portfolio Servicing, Inc.	COOK	CHICAGO	60637	05/14/2002	94864	02/22/2005
Select Portfolio Servicing, Inc.	COOK	CHICAGO	60619	06/25/2001	62530	05/25/2005
Select Portfolio Servicing, Inc.	COOK	CHICAGO	60619	06/25/2001	62530	06/21/2005
Select Portfolio Servicing, Inc.	WINNEBAGO	ROCKFORD	61102	04/22/1996	34079	05/27/2005
Select Portfolio Servicing, Inc.	COOK	CHICAGO	60629	02/28/1997	107919	06/28/2005
Select Portfolio Servicing, Inc.	COOK	RIGHTON PARK	60471	09/26/1997	44364	04/13/2005
Select Portfolio Servicing, Inc.	KANE	AURORA	60506	11/07/1997	118689	02/17/2005
Select Portfolio Servicing, Inc.	KANE	AURORA	60506	11/07/1997	118689	03/31/2005
Select Portfolio Servicing, Inc.	KANE	AURORA	60506	11/07/1997	118689	04/14/2005
Select Portfolio Servicing, Inc.	COOK	CHICAGO	60619	02/05/1998	74318	04/25/2005
Select Portfolio Servicing, Inc.	COOK	CHICAGO	60619	02/05/1998	74318	05/26/2005
Select Portfolio Servicing, Inc.		CHICAGO	60651	11/15/1996	82377	05/24/2005
Select Portfolio Servicing, Inc.	MCHENRY	MCHENRY	60050	07/13/1998	108018	03/04/2005
Select Portfolio Servicing, Inc.	PEORIA	PEORIA	61603	03/08/1999	33786	02/18/2005
Select Portfolio Servicing, Inc.	COOK	CHICAGO	60629	09/04/1998	70907	03/16/2005
Select Portfolio Servicing, Inc.	WILL	COAL CITY	60410	09/29/1998	106516	01/12/2005
Select Portfolio Servicing, Inc.	TAZEWELL	EAST PEORIA	61610	10/02/1998	19429	03/10/2005
Select Portfolio Servicing, Inc.	PEORIA	PEORIA	61603	09/23/1999	35265	06/22/2005
Select Portfolio Servicing, Inc.	CLARK	MARSHALL	62441	10/28/1999	46320	01/25/2005
Select Portfolio Servicing, Inc.	COOK	CHICAGO	60637	11/29/1999	72527	04/20/2005
Select Portfolio Servicing, Inc.	COOK	COUNTRY CLUB HILLS	60478	10/15/1998	62706	03/09/2005
Select Portfolio Servicing, Inc.	COOK	CHICAGO	60631	11/06/1998	139357	03/17/2005
Select Portfolio Servicing, Inc.	CLINTON	LENZBURG	62250	10/30/1998	44689	06/09/2005
Select Portfolio Servicing, Inc.	COOK	CHICAGO	60628	09/25/1998	40406	02/15/2005
Select Portfolio Servicing, Inc.	COOK	CHICAGO	60628	09/25/1998	40406	03/15/2005
Select Portfolio Servicing, Inc.		PEORIA	61600	11/20/1998	19070	05/18/2005
Select Portfolio Servicing, Inc.	WILL	ROMEDEVILLE	60441	03/20/1999	85102	01/12/2005
Select Portfolio Servicing, Inc.	PIATT	DANVILLE	61830	01/22/1999	19468	03/17/2005
Select Portfolio Servicing, Inc.		SPRINGFIELD	62700	01/22/1999	72449	03/22/2005
Select Portfolio Servicing, Inc.	SAINT CLAIR	CAHOKIA	62206	01/19/1999	16460	04/06/2005
Select Portfolio Servicing, Inc.	SAINT CLAIR	CAHOKIA	62206	01/19/1999	16460	04/20/2005
Select Portfolio Servicing, Inc.	COOK	CHICAGO	60628	03/10/1999	51065	02/21/2005
Select Portfolio Servicing, Inc.	COOK	COUNTRY CLUB HILLS	60478	03/25/1999	97793	03/21/2005
Select Portfolio Servicing, Inc.	MONROE	WATERLOO	62298	04/19/1999	115187	02/22/2005
Select Portfolio Servicing, Inc.	SAINT CLAIR	BELLVILLE	62220	04/20/1999	82949	04/13/2005
Select Portfolio Servicing, Inc.	COOK	MAYWOOD	60153	05/04/1999	93400	06/16/2005
Select Portfolio Servicing, Inc.	WINNEBAGO	LOVES PARK	61111	05/05/1999	53872	06/10/2005
Select Portfolio Servicing, Inc.	COOK	CHICAGO	60628	04/21/1999	63311	02/24/2005
Select Portfolio Servicing, Inc.	COOK	DOLTON	60419	06/04/1999	67028	06/03/2005
Select Portfolio Servicing, Inc.	WILL	MONEE	60449	06/30/1999	296342	05/25/2005
Select Portfolio Servicing, Inc.	WILL	MONEE	60449	06/30/1999	296342	06/29/2005
Select Portfolio Servicing, Inc.	MACOUPIN	VIRDEN	62690	06/18/1999	55296	06/02/2005
Select Portfolio Servicing, Inc.	COOK	CHICAGO	60619	11/02/1999	55649	01/18/2005
Select Portfolio Servicing, Inc.	COOK	SOUTH HOLLAND	60473	11/24/1999	137550	03/01/2005
Select Portfolio Servicing, Inc.	SAINT CLAIR	BELLEVILLE	62223	12/01/1999	75144	01/12/2005
Select Portfolio Servicing, Inc.	COOK	CHICAGO	60636	04/28/1995	52539	03/01/2005
Select Portfolio Servicing, Inc.	COOK	CHICAGO	60643	01/25/1996	78392	02/10/2005
Select Portfolio Servicing, Inc.	COOK	PARK FOREST	60466	04/04/1996	48644	03/01/2005
Select Portfolio Servicing, Inc.	COOK	CHICAGO	60609	12/11/1997	43754	05/05/2005
Select Portfolio Servicing, Inc.	COOK	CHICAGO	60636	04/07/1998	63204	05/09/2005
Select Portfolio Servicing, Inc.	COOK	HARVEY	60426	07/27/1998	58632	05/13/2005
Select Portfolio Servicing, Inc.	COOK	CHICAGO	60643	08/17/1998	47843	06/02/2005
Select Portfolio Servicing, Inc.	COOK	DIXMOOR	60426	09/25/1998	46331	01/10/2005
Select Portfolio Servicing, Inc.	COOK	CHICAGO	60609	11/24/1998	48773	06/13/2005
Select Portfolio Servicing, Inc.	COOK	DOLTON	60419	12/23/1998	85474	03/08/2005
Select Portfolio Servicing, Inc.		CHICAGO	60651	03/25/1999	86550	03/21/2005
Select Portfolio Servicing, Inc.		CHICAGO	60619	06/08/1999	93034	03/28/2005

Statewide Foreclosures for the First Half of 2005

Select Portfolio Servicing, Inc.		CHICAGO	60628	07/02/1999	99789	06/01/2005
Select Portfolio Servicing, Inc.		MATTESON	60443	07/16/1999	121526	05/10/2005
Select Portfolio Servicing, Inc.		GLENWOOD	60425	07/28/1999	87363	01/20/2005
Select Portfolio Servicing, Inc.		CHICAGO	60620	07/26/1999	100248	04/22/2005
Select Portfolio Servicing, Inc.		CHICAGO	60620	07/30/1999	121855	04/01/2005
Select Portfolio Servicing, Inc.		CHICAGO	60620	07/30/1999	121855	04/29/2005
Select Portfolio Servicing, Inc.		COUNTRY CLUB HI	60478	08/19/1999	109521	04/18/2005
Select Portfolio Servicing, Inc.		COUNTRY CLUB HI	60478	08/19/1999	109521	05/18/2005
Select Portfolio Servicing, Inc.		HARVEY	60426	09/17/1999	58967	03/21/2005
Select Portfolio Servicing, Inc.		HARVEY	60426	09/17/1999	58967	04/20/2005
Select Portfolio Servicing, Inc.		EAST HAZELCREST	60429	11/19/1999	144700	03/16/2005
Select Portfolio Servicing, Inc.		EAST HAZELCREST	60429	11/19/1999	144700	04/27/2005
Select Portfolio Servicing, Inc.		CHICAGO	60617	05/03/2000	26078	06/02/2005
Select Portfolio Servicing, Inc.		CRETE	60417	05/19/2000	195039	05/11/2005
Select Portfolio Servicing, Inc.		CRETE	60417	05/19/2000	195039	06/15/2005
Select Portfolio Servicing, Inc.		DOLTON	60419	06/01/2000	98192	04/05/2005
Select Portfolio Servicing, Inc.		DOLTON	60419	06/01/2000	98192	06/13/2005
Select Portfolio Servicing, Inc.		CHICAGO	60628	08/30/2000	55978	06/29/2005
Select Portfolio Servicing, Inc.		CALUMET PARK	60827	10/30/2000	63594	01/06/2005
Select Portfolio Servicing, Inc.		CHICAGO	60644	12/01/2000	148878	03/11/2005
Select Portfolio Servicing, Inc.		AURORA	60506	01/18/2001	125488	02/03/2005
Select Portfolio Servicing, Inc.		KANKAKEE	60901	02/28/2001	62507	05/18/2005
Select Portfolio Servicing, Inc.		CHICAGO	60649	03/19/2001	172039	04/20/2005
Select Portfolio Servicing, Inc.		CHICAGO	60649	03/19/2001	172039	05/20/2005
Select Portfolio Servicing, Inc.		CHICAGO	60628	03/21/2001	65525	04/19/2005
Select Portfolio Servicing, Inc.		CHICAGO	60628	03/21/2001	65525	04/26/2005
Select Portfolio Servicing, Inc.		CHICAGO	60619	04/11/2001	87257	06/22/2005
Select Portfolio Servicing, Inc.		CHICAGO	60628	05/15/2001	76604	04/01/2005
Select Portfolio Servicing, Inc.		CHICAGO	60628	05/15/2001	76604	05/18/2005
Select Portfolio Servicing, Inc.		MINOOKA	60447	07/26/2001	172377	02/02/2005
Select Portfolio Servicing, Inc.		MINOOKA	60447	07/26/2001	172377	03/30/2005
Select Portfolio Servicing, Inc.	LAKE	ZION	60099	11/18/1992	52986	05/20/2005
Select Portfolio Servicing, Inc.	MCHENRY	WONDER LAKE	60097	12/19/1994	45937	04/29/2005
Select Portfolio Servicing, Inc.	COOK	DOLTON	60419	03/01/1996	58752	02/01/2005
Select Portfolio Servicing, Inc.	COOK	DOLTON	60419	03/01/1996	58752	02/02/2005
Select Portfolio Servicing, Inc.	COOK	CHICAGO	60651	11/24/1997	89708	02/18/2005
Select Portfolio Servicing, Inc.	COOK	CHICAGO	60651	11/24/1997	89708	04/22/2005
Select Portfolio Servicing, Inc.	COOK	CHICAGO	60619	06/15/1998	86563	05/03/2005
Select Portfolio Servicing, Inc.	COOK	CICERO	60804	11/17/1998	139640	02/04/2005
Select Portfolio Servicing, Inc.	COOK	CICERO	60804	11/17/1998	139640	03/11/2005
Select Portfolio Servicing, Inc.	COOK	CICERO	60804	11/17/1998	139640	04/14/2005
Select Portfolio Servicing, Inc.	COOK	HAZEL CREST	60429	12/01/1998	71796	02/22/2005
Select Portfolio Servicing, Inc.	COOK	EVANSTON	60201	01/19/1999	104140	02/14/2005
Select Portfolio Servicing, Inc.	COOK	EVANSTON	60201	01/19/1999	104140	03/17/2005
Select Portfolio Servicing, Inc.		CHICAGO	60619	05/17/1999	104337	05/31/2005
Select Portfolio Servicing, Inc.		CHICAGO	60628	07/13/1999	100649	05/03/2005
Select Portfolio Servicing, Inc.		CHICAGO	60620	09/10/1999	63720	03/14/2005
Select Portfolio Servicing, Inc.		CHICAGO	60620	09/10/1999	63720	04/11/2005
Select Portfolio Servicing, Inc.		CHICAGO	60624	01/24/2000	124433	02/02/2005
Select Portfolio Servicing, Inc.		CHICAGO	60624	01/24/2000	124433	03/04/2005
Select Portfolio Servicing, Inc.		CHICAGO	60609	03/03/2000	104262	01/12/2005
Select Portfolio Servicing, Inc.		CHICAGO	60621	08/03/2000	79544	05/19/2005
Select Portfolio Servicing, Inc.		CHICAGO	60620	10/26/2000	92394	02/25/2005
Select Portfolio Servicing, Inc.		MAYWOOD	60653	02/07/2001	67682	02/21/2005
Select Portfolio Servicing, Inc.		MAYWOOD	60653	02/07/2001	67682	03/18/2005
Select Portfolio Servicing, Inc.		MAYWOOD	60653	02/07/2001	67682	06/14/2005
Select Portfolio Servicing, Inc.		CHICAGO	60621	06/06/2001	36457	02/14/2005
Select Portfolio Servicing, Inc.		CHICAGO	60644	06/11/2001	101682	03/31/2005

Statewide Foreclosures for the First Half of 2005

Select Portfolio Servicing, Inc.		CHICAGO	60644	06/11/2001	101682	04/29/2005
Select Portfolio Servicing, Inc.		CHICAGO	60636	06/29/2001	64421	02/16/2005
Select Portfolio Servicing, Inc.		CHICAGO	60636	07/06/2001	79121	06/13/2005
Select Portfolio Servicing, Inc.		CHICAGO	60636	07/06/2001	79121	06/27/2005
Select Portfolio Servicing, Inc.		CHICAGO	60652	07/23/2001	28113	05/16/2005
Select Portfolio Servicing, Inc.	COOK	ROBBINS	60472	12/14/1998	33801	01/07/2005
Select Portfolio Servicing, Inc.	COOK	CHICAGO HEIGHTS	60411	12/23/1998	103630	06/01/2005
Select Portfolio Servicing, Inc.		CHICAGO	60617	02/23/1999	67498	05/24/2005
Select Portfolio Servicing, Inc.		DECATUR	62521	04/12/1999	43753	04/12/2005
Select Portfolio Servicing, Inc.		DECATUR	62526	05/13/1999	25273	01/04/2005
Select Portfolio Servicing, Inc.		CHICAGO	60620	05/21/1999	76875	02/28/2005
Select Portfolio Servicing, Inc.		CHICAGO	60621	06/08/1999	69679	05/17/2005
Select Portfolio Servicing, Inc.		CHICAGO	60637	06/18/1999	47050	06/17/2005
Select Portfolio Servicing, Inc.		CHICAGO	60649	06/23/1999	165787	04/14/2005
Select Portfolio Servicing, Inc.		DOLTON	60419	09/22/1999	127464	04/18/2005
Select Portfolio Servicing, Inc.		MARKHAM	60426	11/05/1999	73786	05/27/2005
Select Portfolio Servicing, Inc.		MARKHAM	60426	12/10/1999	64098	05/17/2005
Select Portfolio Servicing, Inc.		BERWYN	60402	12/22/1999	160356	01/12/2005
Select Portfolio Servicing, Inc.		CHICAGO	60621	12/30/1999	50305	02/28/2005
Select Portfolio Servicing, Inc.		CHICAGO	60621	12/30/1999	50305	04/29/2005
Select Portfolio Servicing, Inc.		CHICAGO	60629	01/26/2000	143857	02/03/2005
Select Portfolio Servicing, Inc.		CHICAGO	60636	05/04/2000	76760	06/27/2005
Select Portfolio Servicing, Inc.		COUNTRY CLB HLS	60478	08/16/2000	121600	04/29/2005
Select Portfolio Servicing, Inc.		HAZEL CREST	60429	08/30/2000	100901	05/12/2005
Select Portfolio Servicing, Inc.		HAZEL CREST	60429	08/30/2000	100901	05/13/2005
Select Portfolio Servicing, Inc.		CHICAGO HEIGHTS	60411	02/05/2001	56454	05/17/2005
Select Portfolio Servicing, Inc.		SAUK VILLAGE	60411	04/13/2001	83345	06/08/2005
Select Portfolio Servicing, Inc.		CHICAGO	60609	04/25/2001	71499	04/04/2005
Select Portfolio Servicing, Inc.		DIXMOOR	60426	01/22/2001	51183	02/10/2005
Select Portfolio Servicing, Inc.		EAST ST LOUIS	62203	03/25/1999	29922	02/03/2005
Select Portfolio Servicing, Inc.		FREEBURG	62243	04/20/1999	53730	04/27/2005
Select Portfolio Servicing, Inc.		FREEBURG	62243	04/20/1999	53730	05/27/2005
Select Portfolio Servicing, Inc.		FREEBURG	62243	04/20/1999	53560	06/24/2005
Select Portfolio Servicing, Inc.		FAIRVIEW HIEGHT	62208	07/20/1999	92010	06/08/2005
Select Portfolio Servicing, Inc.		EAST ST LOUIS	62203	11/03/1999	40970	04/13/2005
Select Portfolio Servicing, Inc.		EAST ST LOUIS	62203	05/26/2000	38388	05/11/2005
Select Portfolio Servicing, Inc.	BOONE	POPLAR GROVE	61065	12/18/1996	49229	03/23/2005
Select Portfolio Servicing, Inc.	WINNEBAGO	ROCKFORD	61108	02/19/1997	73850	01/21/2005
Select Portfolio Servicing, Inc.	WINNEBAGO	MACHESNEY PARK	61115	02/24/1997	51967	02/08/2005
Select Portfolio Servicing, Inc.	OGLE	DAVIS JUNCTION	61020	07/31/1997	108010	04/01/2005
Select Portfolio Servicing, Inc.	WINNEBAGO	ROCKFORD	61102	03/18/1998	73977	04/08/2005
Select Portfolio Servicing, Inc.	WINNEBAGO	ROCKFORD	61107	10/23/1998	49302	06/24/2005
Select Portfolio Servicing, Inc.		ROCKFORD	61109	01/06/2000	105703	06/10/2005
Select Portfolio Servicing, Inc.		ROCKFORD	61101	04/11/2000	26785	03/29/2005
Select Portfolio Servicing, Inc.		LOVES PARK	61111	08/17/2000	61109	04/22/2005
Select Portfolio Servicing, Inc.		ROCKFORD	61104	09/29/2000	60382	02/11/2005
Select Portfolio Servicing, Inc.		LOVES PARK	61111	11/20/2000	144207	02/25/2005
Select Portfolio Servicing, Inc.		LOVES PARK	61111	11/20/2000	144207	03/18/2005
Select Portfolio Servicing, Inc.		WEST PEORIA	61604	03/31/1999	45153	06/22/2005
Select Portfolio Servicing, Inc.		MATTOON	61938	06/09/1998	45363	02/23/2005
Select Portfolio Servicing, Inc.	COLES	UNIVERSITY PARK	60466	08/25/1998	83327	04/13/2005
Select Portfolio Servicing, Inc.		UNIVERSITY PARK	60466	08/25/1998	83327	05/18/2005
Select Portfolio Servicing, Inc.		CHICAGO	60628	06/10/1999	34144	06/29/2005
Select Portfolio Servicing, Inc.		CHICAGO	60643	07/02/1999	23951	06/23/2005
Select Portfolio Servicing, Inc.		OFALLON	62269	07/08/1999	138105	04/15/2005
Select Portfolio Servicing, Inc.		EVERGREEN PARK	60805	12/17/1999	78137	06/15/2005
Select Portfolio Servicing, Inc.		EVERGREEN PARK	60805	11/15/1999	116501	05/11/2005
Select Portfolio Servicing, Inc.		CHICAGO	60649	12/18/2000	127916	04/06/2005

Statewide Foreclosures for the First Half of 2005

Select Portfolio Servicing, Inc.	CHICAGO	60636	02/27/2001	110409	06/13/2005
Select Portfolio Servicing, Inc.	CHICAGO HEIGHTS	60411	04/27/2001	83738	06/13/2005
Select Portfolio Servicing, Inc.	SOUTH HOLLAND	60473	04/25/2001	226238	03/31/2005
Select Portfolio Servicing, Inc.	GLEN ELLYN	60137	10/25/1999	139066	05/12/2005
Select Portfolio Servicing, Inc.	MAYWOOD	60153	10/12/1999	84324	06/17/2005
Select Portfolio Servicing, Inc.	BELLEVILLE	62223	12/06/1999	66384	06/07/2005
Select Portfolio Servicing, Inc.	BELLEVILLE	62223	12/06/1999	66384	06/21/2005
Select Portfolio Servicing, Inc.	BELLEVILLE	62223	12/06/1999	66384	06/22/2005
Select Portfolio Servicing, Inc.	LAKE IN THE HIL	60102	12/08/1999	137155	03/18/2005
Select Portfolio Servicing, Inc.	LAKE IN THE HIL	60102	12/08/1999	137155	06/24/2005
Select Portfolio Servicing, Inc.	CHICAGO	60609	12/10/1999	105177	04/28/2005
Select Portfolio Servicing, Inc.	CHICAGO	60609	12/10/1999	105177	06/27/2005
Select Portfolio Servicing, Inc.	CHICAGO	60652	07/29/1999	93500	02/23/2005
Select Portfolio Servicing, Inc.	CHICAGO	60652	07/29/1999	93500	03/09/2005
Select Portfolio Servicing, Inc.	CHICAGO	60644	10/07/1999	133277	03/01/2005
Select Portfolio Servicing, Inc.	CHICAGO	60644	10/07/1999	133277	03/18/2005
Select Portfolio Servicing, Inc.	SOUTH HOLLAND	60473	12/15/1999	169064	02/15/2005
Select Portfolio Servicing, Inc.	CHICAGO	60629	06/22/1999	94166	02/02/2005
Select Portfolio Servicing, Inc.	HARVARD	60033	05/05/2000	129050	06/10/2005
Select Portfolio Servicing, Inc.	ROCKFORD	61104	02/15/2000	33996	01/07/2005
Select Portfolio Servicing, Inc.	CHICAGO	60609	02/28/2000	74806	01/12/2005
Select Portfolio Servicing, Inc.	MARKHAM	60426	04/06/2000	70720	05/24/2005
Select Portfolio Servicing, Inc.	AURORA	60504	04/28/2000	246056	03/30/2005
Select Portfolio Servicing, Inc.	GALESBURG	61401	06/09/2000	35617	03/17/2005
Select Portfolio Servicing, Inc.	CHICAGO	60649	06/23/2000	34650	04/19/2005
Select Portfolio Servicing, Inc.	JOLIET	60432	05/10/2000	62629	03/16/2005
Select Portfolio Servicing, Inc.	JOLIET	60432	05/10/2000	62629	04/13/2005
Select Portfolio Servicing, Inc.	HARVEY	60426	07/18/2000	54677	03/18/2005
Select Portfolio Servicing, Inc.	CHICAGO	60652	07/14/2000	71177	06/27/2005
Select Portfolio Servicing, Inc.	HOFFMAN ESTATES	60195	09/05/2000	112311	06/06/2005
Select Portfolio Servicing, Inc.	CHICAGO	60651	10/24/2000	114188	01/18/2005
Select Portfolio Servicing, Inc.	HEIGHTS	60411	11/16/2000	36336	06/13/2005
Select Portfolio Servicing, Inc.	NORTH CHICAGO	60064	10/27/2000	142310	06/17/2005
Select Portfolio Servicing, Inc.	CHICAGO	60636	10/25/2000	148049	06/28/2005
Select Portfolio Servicing, Inc.	DOLTON	60419	11/15/2000	90055	06/28/2005
Select Portfolio Servicing, Inc.	CHICAGO	60644	11/30/2000	123278	02/02/2005
Select Portfolio Servicing, Inc.	CHICAGO	60623	11/29/2000	102516	06/21/2005
Select Portfolio Servicing, Inc.	CHICAGO	60636	12/15/2000	66343	03/03/2005
Select Portfolio Servicing, Inc.	CHICAGO	60643	01/08/2001	95589	05/23/2005
Select Portfolio Servicing, Inc.	CHICAGO	60636	01/12/2001	77691	04/06/2005
Select Portfolio Servicing, Inc.	CHICAGO	60636	01/09/2001	58842	05/24/2005
Select Portfolio Servicing, Inc.	DAVIS	61019	01/20/2001	104269	03/04/2005
Select Portfolio Servicing, Inc.	DAVIS	61019	01/20/2001	104269	04/01/2005
Select Portfolio Servicing, Inc.	CHICAGO	60643	12/29/2000	95257	03/15/2005
Select Portfolio Servicing, Inc.	CHICAGO	60643	12/29/2000	95257	04/15/2005
Select Portfolio Servicing, Inc.	CHICAGO	60643	12/29/2000	95257	05/06/2005
Select Portfolio Servicing, Inc.	CHICAGO	60612	10/10/2000	107503	03/15/2005
Select Portfolio Servicing, Inc.	NORTH CHICAGO	60064	02/22/2001	70447	02/18/2005
Select Portfolio Servicing, Inc.	CHICAGO HEIGHTS	60411	03/17/2001	105911	05/03/2005
Select Portfolio Servicing, Inc.	KANKAKEE	60901	06/07/2001	74948	01/13/2005
Select Portfolio Servicing, Inc.	CHICAGO	60649	05/22/2001	273153	06/22/2005
Select Portfolio Servicing, Inc.	DOLTON	60419	02/21/2001	95229	01/04/2005
Select Portfolio Servicing, Inc.	PORT BYRON	61275	04/28/2000	196379	06/07/2005
Select Portfolio Servicing, Inc.	WOOD RIVER	62095	07/24/2000	54872	01/20/2005
Select Portfolio Servicing, Inc.	CENTRALIA	62801	01/30/2001	69977	03/01/2005
Select Portfolio Servicing, Inc.	CHICAGO	60612	02/16/2001	178700	04/21/2005
Select Portfolio Servicing, Inc.	CHICAGO	60612	02/16/2001	178700	06/06/2005
Select Portfolio Servicing, Inc.	CHICAGO	60612	02/16/2001	178700	06/16/2005

Statewide Foreclosures for the First Half of 2005

Select Portfolio Servicing, Inc.	DUPAGE	BARTLETT	60103	07/31/1995	109656	01/19/2005
Select Portfolio Servicing, Inc.	KANKAKEE	KANKAKEE	60901	12/07/1995	53679	04/21/2005
Select Portfolio Servicing, Inc.	COOK	CHICAGO	60621	12/06/1995	15185	01/14/2005
Select Portfolio Servicing, Inc.	WILL	LOCKPORT	60441	04/18/1996	61005	04/26/2005
Select Portfolio Servicing, Inc.	CLAY	CLAY CITY	62824	06/01/1996	38262	03/23/2005
Select Portfolio Servicing, Inc.	WILL	LOCKPORT	60441	10/26/1996	31827	05/24/2005
Select Portfolio Servicing, Inc.	LAKE	GRAYSLAKE	60030	01/05/1999	88937	01/13/2005
Select Portfolio Servicing, Inc.	SANGAMON	SPRINGFIELD	62703	02/23/1999	89632	06/22/2005
Select Portfolio Servicing, Inc.	MADISON	MADISON	62060	08/26/1998	35713	01/10/2005
Select Portfolio Servicing, Inc.	JO DAVIESS	WARREN	61087	04/16/1999	45111	03/08/2005
Select Portfolio Servicing, Inc.	WILL	JOLIET	60435	03/31/1998	58017	05/24/2005
Select Portfolio Servicing, Inc.	COOK	CHICAGO	60707	08/28/1998	109796	05/24/2005
Select Portfolio Servicing, Inc.	DUPAGE	AURORA	60504	05/30/2001	160129	02/01/2005
Select Portfolio Servicing, Inc.	VERMILION	GEORGETOWN	61846	04/25/2001	26553	06/29/2005
Select Portfolio Servicing, Inc.	KANKAKEE	KANKAKEE	60901	08/28/2001	39422	03/08/2005
Select Portfolio Servicing, Inc.	ALEXANDER	CAIRO	62914	09/11/2000	31992	06/09/2005
Select Portfolio Servicing, Inc.	COOK	CHICAGO	60628	05/11/1999	62170	01/26/2005
Select Portfolio Servicing, Inc.	COOK	CHICAGO	60628	05/11/1999	62170	03/28/2005
Select Portfolio Servicing, Inc.	COOK	CHICAGO	60647	12/03/2001	190824	03/30/2005
Select Portfolio Servicing, Inc.	COOK	HARVEY	60426	08/21/2001	54438	02/23/2005
Select Portfolio Servicing, Inc.	TAZEWELL	PEKIN	61534	08/17/2001	123288	06/21/2005
Select Portfolio Servicing, Inc.	COOK	MATTESON	60443	09/17/2001	114823	01/14/2005
Select Portfolio Servicing, Inc.	WILL	BEECHER	60401	07/31/1998	89759	06/13/2005
Select Portfolio Servicing, Inc.	COOK	CALUMET PARK	60827	03/20/2002	105833	04/06/2005
Select Portfolio Servicing, Inc.	MERCER	NORTH HENDERSON	61466	03/11/2002	52557	01/14/2005
Select Portfolio Servicing, Inc.	LAKE	LAKE FOREST	60045	04/10/2002	489311	03/08/2005
Select Portfolio Servicing, Inc.	COOK	SCHAUMBURG	60194	04/16/2002	88206	05/05/2005
Select Portfolio Servicing, Inc.	SAINT CLAIR	EAST SAINT LOUIS	62203	03/22/2002	46672	04/26/2005
Select Portfolio Servicing, Inc.	COOK	CHICAGO	60643	09/19/2001	63882	02/18/2005
Select Portfolio Servicing, Inc.	COOK	CHICAGO	60411	04/14/1997	60174	05/16/2005
Select Portfolio Servicing, Inc.	DEKALB	SYCAMORE	60178	05/24/2002	103655	06/30/2005
Select Portfolio Servicing, Inc.	COOK	HARVEY	60426	05/09/2002	75910	06/27/2005
Select Portfolio Servicing, Inc.	LAKE	WINTHROP HARBOR	60096	06/28/2002	109463	04/04/2005
Select Portfolio Servicing, Inc.	LAKE	MUNDELEIN	60060	11/22/1999	107519	02/09/2005
Select Portfolio Servicing, Inc.	WILL	BOLINGBROOK	60440	05/14/2001	152957	03/08/2005
Select Portfolio Servicing, Inc.	COOK	CHICAGO	60628	06/08/2001	93472	04/06/2005
Select Portfolio Servicing, Inc.	COOK	OLYMPIA FIELDS	60461	11/05/2001	260073	04/12/2005
Select Portfolio Servicing, Inc.	COOK	PARK FOREST	60466	11/14/2001	117646	04/29/2005
Select Portfolio Servicing, Inc.	BOONE	BELVIDERE	61008	12/20/2001	167377	05/24/2005
Select Portfolio Servicing, Inc.	KANE	ELGIN	60123	10/30/2002	389910	06/29/2005
Select Portfolio Servicing, Inc.	COOK	CHICAGO	60636	01/10/2003	66923	05/16/2005
Select Portfolio Servicing, Inc.	COOK	CHICAGO	60621	03/25/2002	64234	01/31/2005
Select Portfolio Servicing, Inc.	WINNEBAGO	ROCKFORD	61108	10/30/1996	44214	02/01/2005
Select Portfolio Servicing, Inc.	DUPAGE	GLEN ELLYN	60137	11/26/2001	227957	01/10/2005
Select Portfolio Servicing, Inc.	MCCLEAN	BLOOMINGTON	61701	11/30/2001	60841	04/14/2005
Select Portfolio Servicing, Inc.	COOK	BELLWOOD	60104	09/26/2002	120938	04/21/2005
Select Portfolio Servicing, Inc.	COOK	POPLAR GROVE	60165	09/30/2002	98038	06/20/2005
Select Portfolio Servicing, Inc.	COOK	CHICAGO	60619	08/28/2002	64532	01/11/2005
Select Portfolio Servicing, Inc.	COOK	CHICAGO	60619	08/28/2002	64532	03/30/2005
Select Portfolio Servicing, Inc.	COOK	CHICAGO	60644	10/15/2002	98589	02/18/2005
Select Portfolio Servicing, Inc.	COOK	CHICAGO	60629	08/30/2002	134402	02/09/2005
Select Portfolio Servicing, Inc.	CLINTON	GERMANTOWN	62245	09/23/2002	208712	03/08/2005
Select Portfolio Servicing, Inc.	COOK	CHICAGO	60619	10/31/2002	93487	02/09/2005
Select Portfolio Servicing, Inc.	COOK	RIGHTON PARK	60471	06/28/2002	162025	02/18/2005
Select Portfolio Servicing, Inc.	COOK	BERKELEY	60163	06/28/2002	131191	06/03/2005
Select Portfolio Servicing, Inc.	COOK	ARLINGTON HEIGHTS	60004	09/25/2002	200799	05/16/2005
Select Portfolio Servicing, Inc.	DOUGLAS	VILLA GROVE	61956	10/24/2002	83965	06/06/2005
Select Portfolio Servicing, Inc.	COOK	ORLAND PARK	60467	07/12/2002	216032	05/16/2005

Statewide Foreclosures for the First Half of 2005

Select Portfolio Servicing, Inc.	WINNEBAGO	MACHESNEY PARK	61115	07/31/2002	75683	06/03/2005
Select Portfolio Servicing, Inc.	KANE	ELGIN	60123	07/25/2002	94522	01/03/2005
Select Portfolio Servicing, Inc.	LAKE	RIVERWOODS	60015	10/11/2002	394045	01/19/2005
Select Portfolio Servicing, Inc.	JERSEY	JERSEYVILLE	62052	09/27/2002	59187	04/11/2005
Select Portfolio Servicing, Inc.	COOK	CALUMET CITY	60409	10/25/2002	51406	05/24/2005
Select Portfolio Servicing, Inc.	MADISON	WOOD RIVER	62095	08/23/2002	73536	01/19/2005
Select Portfolio Servicing, Inc.	COOK	CHICAGO	60622	11/22/2002	457714	06/21/2005
Select Portfolio Servicing, Inc.	MARION	CENTRALIA	62801	11/13/2002	73484	06/01/2005
Select Portfolio Servicing, Inc.	COOK	PARK FOREST	60466	11/15/2002	83743	02/15/2005
Select Portfolio Servicing, Inc.	COOK	CHICAGO	60628	11/22/2002	82350	03/30/2005
Select Portfolio Servicing, Inc.	JOHNSON	GOREVILLE	62939	10/29/2002	39541	01/24/2005
Select Portfolio Servicing, Inc.	JOHNSON	GOREVILLE	62939	10/29/2002	39541	04/04/2005
Select Portfolio Servicing, Inc.	JOHNSON	GOREVILLE	62939	10/29/2002	39541	05/16/2005
Select Portfolio Servicing, Inc.	MASON	KILBOURNE	62655	09/30/2002	42596	02/18/2005
Select Portfolio Servicing, Inc.	ROCK ISLAND	COAL VALLEY	61240	10/28/2002	63804	05/30/2005
Select Portfolio Servicing, Inc.	PEORIA	PEORIA	61604	10/31/2002	56809	03/02/2005
Select Portfolio Servicing, Inc.	SAINT CLAIR	LEBANON	62254	12/20/2002	51133	03/15/2005
Select Portfolio Servicing, Inc.	COOK	CALUMET CITY	60409	11/18/2002	69776	04/18/2005
Select Portfolio Servicing, Inc.	TAZEWELL	PEKIN	61554	04/20/2001	83990	05/02/2005
Select Portfolio Servicing, Inc.	SANGAMON	SPRINGFIELD	62704	05/21/2001	103281	04/25/2005
Select Portfolio Servicing, Inc.	COOK	BLUE ISLAND	60406	02/27/2003	153541	01/10/2005
Select Portfolio Servicing, Inc.	COOK	OAK FOREST	60452	10/31/2000	84450	01/19/2005
Select Portfolio Servicing, Inc.	WILL	JOLIET	60435	08/22/2002	146306	01/10/2005
Select Portfolio Servicing, Inc.	COOK	PARK FOREST	60466	09/25/2002	88124	06/17/2005
Select Portfolio Servicing, Inc.	COOK	CHICAGO	60618	09/23/2002	389726	01/10/2005
Select Portfolio Servicing, Inc.	COOK	DOLTON	60419	12/19/2002	102088	01/03/2005
Select Portfolio Servicing, Inc.	COOK	CHICAGO	60644	01/31/2003	63206	05/24/2005
Select Portfolio Servicing, Inc.	WINNEBAGO	ROCKFORD	61104	01/10/2003	68726	02/08/2005
Select Portfolio Servicing, Inc.	DEKALB	SYCAMORE	60178	01/23/2003	151585	03/08/2005
Select Portfolio Servicing, Inc.	COOK	RIVERDALE	60827	01/08/2003	42893	04/14/2005
Select Portfolio Servicing, Inc.	WILL	JOLIET	60433	01/23/2002	58477	06/22/2005
Select Portfolio Servicing, Inc.	WILL	LOCKPORT	60441	06/07/2001	351925	02/07/2005
Select Portfolio Servicing, Inc.	COOK	CHICAGO	60605	07/13/2001	239298	01/28/2005
Select Portfolio Servicing, Inc.	COOK	CHICAGO	60625	09/18/2001	278118	01/21/2005
Select Portfolio Servicing, Inc.	COOK	RIVERDALE	60827	10/24/2001	75020	05/16/2005
Select Portfolio Servicing, Inc.	GRUNDY	BRACEVILLE	60407	11/29/2001	78850	06/16/2005
Select Portfolio Servicing, Inc.	WINNEBAGO	WINNEBAGO	61088	03/26/2003	56054	01/21/2005
Select Portfolio Servicing, Inc.	STEPHENSON	FREEPORT	61032	02/07/2003	51583	06/17/2005
Select Portfolio Servicing, Inc.	COOK	CHICAGO	60639	08/31/2000	102566	05/24/2005
Select Portfolio Servicing, Inc.	MADISON	GRANITE CITY	62040	04/02/2001	63812	05/30/2005
Select Portfolio Servicing, Inc.	WINNEBAGO	ROCKFORD	61107	08/30/2004	90661	06/03/2005
Select Portfolio Servicing, Inc.	COOK	CHICAGO	60637	10/21/2004	524199	06/10/2005
Select Portfolio Servicing, Inc.	DUPAGE	WINFIELD	60190	10/28/2004	232266	06/20/2005
Select Portfolio Servicing, Inc.	MCHENRY	RICHMOND	60071	07/29/2004	323747	05/24/2005
Select Portfolio Servicing, Inc.	DUPAGE	ADDISON	60101	08/23/2004	295001	04/26/2005
Select Portfolio Servicing, Inc.	COOK	CHICAGO	60628	08/27/2004	91936	05/30/2005
Select Portfolio Servicing, Inc.	COOK	CHICAGO	60628	07/30/2004	137185	06/20/2005
Select Portfolio Servicing, Inc.	WILL	CRETE	60417	08/31/2004	479209	04/15/2005
Select Portfolio Servicing, Inc.	COOK	CHICAGO	60614	03/10/2004	419920	02/14/2005
Select Portfolio Servicing, Inc.	COOK	CHICAGO	60628	08/15/1997	71272	06/10/2005
Select Portfolio Servicing, Inc.	CHRISTIAN	TAYLORVILLE	62555	07/26/2001	52570	01/03/2005
Select Portfolio Servicing, Inc.	COOK	CHICAGO	60628	02/15/2000	109443	06/22/2005
Select Portfolio Servicing, Inc.	SAINT CLAIR	EAST SAINT	62207	04/28/2000	54742	06/10/2005
Select Portfolio Servicing, Inc.	MORGAN	JACKSONVILL	62650	07/12/2000	17517	01/26/2005
Select Portfolio Servicing, Inc.	COOK	CHICAGO	60651	06/25/1999	112923	06/20/2005
Select Portfolio Servicing, Inc.	COOK	CHICAGO	60628	12/31/1997	11872	06/17/2005
Select Portfolio Servicing, Inc.	COOK	COUNTRY CLU	60478	07/10/2000	58347	06/01/2005
Select Portfolio Servicing, Inc.	DUPAGE	NAPERVILLE	60565	10/21/2000	33474	06/29/2005

Statewide Foreclosures for the First Half of 2005

Select Portfolio Servicing, Inc.	COOK	CHICAGO	60619	04/22/1999	64584	06/22/2005
Select Portfolio Servicing, Inc.	WASHINGTON	ADDIEVILLE	62214	07/13/2001	92350	06/27/2005
Select Portfolio Servicing, Inc.	MCHENRY	HARVARD	60033	07/31/2001	41355	01/03/2005
Select Portfolio Servicing, Inc.	SAINT CLAIR	DUPO	62239	08/21/2001	31292	06/10/2005
Select Portfolio Servicing, Inc.	COOK	CHICAGO	60632	09/13/2004	181397	06/28/2005
Select Portfolio Servicing, Inc.	COOK	CHICAGO	60647	10/08/2004	484217	06/01/2005
Select Portfolio Servicing, Inc.	SAINT CLAIR	CAHOKIA	62206	10/05/2004	50331	06/16/2005
Select Portfolio Servicing, Inc.	COOK	CHICAGO	60659	09/30/2004	315575	06/30/2005
Select Portfolio Servicing, Inc.	KANE	CARPENTERSV	60110	08/23/2004	165750	01/11/2005
Select Portfolio Servicing, Inc.	COOK	SO CHICAGO HEIGHTS	60411	06/28/2004	115914	02/24/2005
Select Portfolio Servicing, Inc.	COOK	CHICAGO	60653	09/19/2000	52425	01/27/2005
Select Portfolio Servicing, Inc.	WINNEBAGO	DURAND	61024	08/25/2000	52806	05/24/2005
Select Portfolio Servicing, Inc.	COOK	HAZEL CREST	60429	09/29/2000	98086	04/12/2005
Select Portfolio Servicing, Inc.	SANGAMON	SPRINGFIELD	62702	07/22/2002	27285	04/28/2005
Select Portfolio Servicing, Inc.	PEORIA	PEORIA	61604	10/23/1997	31141	06/30/2005
Select Portfolio Servicing, Inc.	WINNEBAGO	MACHESNEY P	61115	10/31/1997	42588	06/09/2005
Select Portfolio Servicing, Inc.	WILL	JOLIET	60431	01/28/1998	59135	02/16/2005
Select Portfolio Servicing, Inc.	SANGAMON	SPRINGFIELD	62702	05/27/1998	30691	06/27/2005
Select Portfolio Servicing, Inc.	MACON	DECATUR	62522	06/04/1998	39077	05/24/2005
Select Portfolio Servicing, Inc.	COOK	CHICAGO	60647	07/21/1998	50799	01/10/2005
Select Portfolio Servicing, Inc.	DUPAGE	HANOVER PAR	60103	07/31/1998	118999	04/28/2005
Select Portfolio Servicing, Inc.	MADISON	MADISON	62060	08/14/1998	49163	02/14/2005
Select Portfolio Servicing, Inc.	WINNEBAGO	ROCKFORD	61101	06/28/1999	36453	04/18/2005
Select Portfolio Servicing, Inc.	COOK	CHICAGO HEI	60411	06/29/1996	61432	02/18/2005
Select Portfolio Servicing, Inc.	COOK	LANSING	60438	04/25/1996	76864	04/25/2005
Select Portfolio Servicing, Inc.	MADISON	COTTAGE HIL	62018	10/11/1996	42148	02/25/2005
Select Portfolio Servicing, Inc.	COOK	CHICAGO	60609	11/25/1996	54552	04/14/2005
Select Portfolio Servicing, Inc.	SAINT CLAIR	E.ST. LOUIS	62207	03/26/1997	28253	02/10/2005
Select Portfolio Servicing, Inc.	SAINT CLAIR	E ST LOUIS	62205	04/22/1997	35680	05/24/2005
Select Portfolio Servicing, Inc.	MACON	DECATUR	62522	07/14/1997	21678	06/27/2005
Select Portfolio Servicing, Inc.	COOK	CHICAGO	60644	02/10/1997	11401	04/14/2005
Select Portfolio Servicing, Inc.	COOK	BELLWOOD	60104	10/27/1997	87973	02/09/2005
Select Portfolio Servicing, Inc.	COOK	BELLWOOD	60104	10/27/1997	87973	05/06/2005
Select Portfolio Servicing, Inc.	PEORIA	MAPLETON	61547	09/25/1997	146836	02/14/2005
Select Portfolio Servicing, Inc.	WILL	BRAIDWOOD	60408	10/25/1997	109918	02/01/2005
Select Portfolio Servicing, Inc.	CASS	BEARDSTOWN	62618	03/23/1998	30052	03/02/2005
Select Portfolio Servicing, Inc.	KNOX	GALESBURG	61401	03/06/1998	53085	03/16/2005
Select Portfolio Servicing, Inc.	COOK	CHICAGO	60707	12/22/1997	69926	04/22/2005
Select Portfolio Servicing, Inc.	WINNEBAGO	S. BELOIT	61080	12/09/1997	13683	05/05/2005
Select Portfolio Servicing, Inc.	MADISON	WOOD RIVER	62095	12/29/1997	52638	04/26/2005
Select Portfolio Servicing, Inc.	SAINT CLAIR	CAHOKIA	62206	03/12/1998	48253	05/02/2005
Select Portfolio Servicing, Inc.	SHELBY	SHELBYVILLE	62565	03/31/1998	16511	04/28/2005
Select Portfolio Servicing, Inc.	COOK	CICERO	60804	03/16/1998	50075	01/26/2005
Select Portfolio Servicing, Inc.	COOK	HAZELCREST	60429	03/19/1998	82529	01/28/2005
Select Portfolio Servicing, Inc.	COOK	WORTH	60482	05/05/1998	20457	02/09/2005
Select Portfolio Servicing, Inc.	PEORIA	PEORIA	61614	07/17/1998	31581	02/21/2005
Select Portfolio Servicing, Inc.	MORGAN	WAVERLY	62692	05/21/1998	20132	02/09/2005
Select Portfolio Servicing, Inc.	COOK	COUNTRY CLUB HILLS	60478	06/09/1998	87682	06/22/2005
Select Portfolio Servicing, Inc.	COOK	CHICAGO	60637	05/30/1998	14365	05/24/2005
Select Portfolio Servicing, Inc.	TAZEWELL	WASHINGTON	61571	11/16/1998	41004	05/24/2005
Select Portfolio Servicing, Inc.	WOODFORD	EL PASO	61738	08/24/1998	28801	03/08/2005
Select Portfolio Servicing, Inc.	COOK	CHICAGO (COOK)	60643	10/13/1998	83888	06/20/2005
Select Portfolio Servicing, Inc.	COOK	MATTESON	60443	09/23/1998	180668	01/24/2005
Select Portfolio Servicing, Inc.	COOK	CHICAGO	60615	12/16/1998	41350	01/11/2005
Select Portfolio Servicing, Inc.	SAINT CLAIR	CENTREVILLE	62203	01/04/1999	15368	05/16/2005
Select Portfolio Servicing, Inc.	PEORIA	PEORIA	61604	01/12/1999	44922	01/24/2005
Select Portfolio Servicing, Inc.	COOK	CHICAGO	60620	01/25/1999	85627	02/16/2005
Select Portfolio Servicing, Inc.	WINNEBAGO	ROCKFORD,	61102	03/03/1999	60472	06/15/2005

Statewide Foreclosures for the First Half of 2005

Select Portfolio Servicing, Inc.	LAKE	WAUKEGAN	60087	04/30/1999	118649	01/21/2005
Select Portfolio Servicing, Inc.	COOK	CHICAGO	60609	02/15/1999	17340	05/24/2005
Select Portfolio Servicing, Inc.	COOK	CHICAGO	60617	03/26/1999	200448	06/22/2005
Select Portfolio Servicing, Inc.	MACON	DECATOR	62521	04/20/1999	19946	05/24/2005
Select Portfolio Servicing, Inc.	COOK	CHICAGO	60619	12/11/1995	50147	02/15/2005
Select Portfolio Servicing, Inc.	KANE	AURORA	60505	01/22/1996	46178	04/06/2005
Select Portfolio Servicing, Inc.	COOK	CHICAGO	60617	05/01/1996	45029	02/10/2005
Select Portfolio Servicing, Inc.	COOK	MAYWOOD	60153	08/15/1996	50839	02/18/2005
Select Portfolio Servicing, Inc.	COOK	CHICAGO	60621	08/26/1996	24246	03/15/2005
Select Portfolio Servicing, Inc.	COOK	CHICAGO	60636	01/02/1997	51007	01/21/2005
Select Portfolio Servicing, Inc.	COOK	CHICAGO	60620	04/01/1997	36310	02/11/2005
Select Portfolio Servicing, Inc.	COOK	ARLINGTON	60004	06/09/1997	20365	05/24/2005
Select Portfolio Servicing, Inc.	COOK	MAYWOOD	60653	07/01/1997	80988	02/09/2005
Select Portfolio Servicing, Inc.	FULTON	FARMINGTON	61531	08/25/1997	32549	04/28/2005
Select Portfolio Servicing, Inc.	COOK	OAK LAWN	60453	09/01/1997	127336	04/06/2005
Select Portfolio Servicing, Inc.	KANKAKEE	KANKAKEE	60901	09/02/1997	49362	04/21/2005
Select Portfolio Servicing, Inc.	CHICAGO	CHICAGO	60624	09/17/1997	75957	03/15/2005
Select Portfolio Servicing, Inc.	MCHENRY	WONDER LAKE	60097	07/03/1997	125010	01/13/2005
Select Portfolio Servicing, Inc.	SAINT CLAIR	EAST CARONDELET	62240	11/24/1997	24212	03/17/2005
Select Portfolio Servicing, Inc.	SAINT CLAIR	EAST CARONDELET	62240	11/24/1997	24212	06/03/2005
Select Portfolio Servicing, Inc.	SAINT CLAIR	CENTERVILLE	62207	01/12/1998	31090	03/30/2005
Select Portfolio Servicing, Inc.	COOK	MARKHAM	60426	01/09/1998	56524	04/06/2005
Select Portfolio Servicing, Inc.	COOK	CHICAGO	60617	01/21/1998	71853	06/10/2005
Select Portfolio Servicing, Inc.	COOK	CHICAGO	60621	03/31/1998	69450	02/14/2005
Select Portfolio Servicing, Inc.	COOK	CHICAGO	60652	05/08/1998	112605	05/11/2005
Select Portfolio Servicing, Inc.	MONTGOMERY	LITCHFIELD	62056	04/03/1998	46100	02/16/2005
Select Portfolio Servicing, Inc.	COOK	CALUMET CITY	60409	03/28/1998	61348	01/19/2005
Select Portfolio Servicing, Inc.	COOK	CALUMET CITY	60409	03/28/1998	61348	04/19/2005
Select Portfolio Servicing, Inc.	COOK	SAUK VILLAGE	60411	07/11/1998	50114	02/14/2005
Select Portfolio Servicing, Inc.	COOK	SAUK VILLAGE	60411	07/11/1998	50114	06/06/2005
Select Portfolio Servicing, Inc.	MADISON	ALTON	62002	07/06/1998	24054	01/21/2005
Select Portfolio Servicing, Inc.	TAZEWELL	PEKIN	61554	08/12/1998	52959	04/21/2005
Select Portfolio Servicing, Inc.	MADISON	COLLINSVILLE	62234	12/06/1995	47334	06/28/2005
Select Portfolio Servicing, Inc.	SANGAMON	SPRINGFIELD	62702	01/03/1996	26485	04/22/2005
Select Portfolio Servicing, Inc.	MCLEAN	NORMAL	61761	03/23/2000	65126	03/30/2005
Select Portfolio Servicing, Inc.	LEE	AMBOY	61310	05/26/2000	120368	06/06/2005
Select Portfolio Servicing, Inc.	DUPAGE	GLENDALE HEIGHT	60139	04/07/2000	141087	06/03/2005
Select Portfolio Servicing, Inc.	WHITESIDE	ROCK FALLS	61071	01/17/2000	66619	04/21/2005
Select Portfolio Servicing, Inc.	SANGAMON	SPRINGFIELD	62703	10/10/2000	33728	04/14/2005
Select Portfolio Servicing, Inc.	DOUGLAS	ARCOLA	61910	10/03/2000	53313	03/28/2005
Select Portfolio Servicing, Inc.	COOK	CHICAGO	60620	05/31/2000	133632	01/10/2005
Select Portfolio Servicing, Inc.	KANKAKEE	KANKAKEE	60901	01/05/2001	52593	03/08/2005
Select Portfolio Servicing, Inc.	COOK	CHICAGO	60636	01/31/2001	29761	06/20/2005
Select Portfolio Servicing, Inc.	COOK	RIGHTON PARK	60471	04/17/2001	66195	02/01/2005
Select Portfolio Servicing, Inc.	COOK	CHICAGO	60629	04/13/2001	132446	02/10/2005
Select Portfolio Servicing, Inc.	COOK	MATTESON	60443	12/08/2000	137909	01/14/2005
Select Portfolio Servicing, Inc.	COOK	HARVEY	60426	11/20/2000	43479	01/24/2005
Select Portfolio Servicing, Inc.	SAINT CLAIR	EAST ST. LOUIS	62205	01/31/2001	38982	01/10/2005
Select Portfolio Servicing, Inc.	CHAMPAIGN	CHAMPAIGN	61820	10/12/2000	34603	04/14/2005
Select Portfolio Servicing, Inc.	SANGAMON	CHATHAM	62629	09/27/1999	95238	04/21/2005
Select Portfolio Servicing, Inc.	COOK	CHICAGO	60615	02/19/2001	163356	02/14/2005
Select Portfolio Servicing, Inc.	SAINT CLAIR	EAST ST LOUIS	62205	01/31/2001	38867	06/29/2005
Select Portfolio Servicing, Inc.	VERMILION	DANVILLE	61832	01/11/2001	25718	05/24/2005
Select Portfolio Servicing, Inc.	KANKAKEE	KANKAKEE	60901	03/01/2001	57211	01/14/2005
Select Portfolio Servicing, Inc.	SAINT CLAIR	CAHOKIA	62206	03/09/2001	42106	06/27/2005
Select Portfolio Servicing, Inc.	COOK	CHICAGO	60622	07/02/2001	190517	04/13/2005
Select Portfolio Servicing, Inc.	WILL	JOLIET	60432	06/11/2001	110668	03/23/2005
Select Portfolio Servicing, Inc.	COOK	CHICAGO	60617	07/02/2001	83696	01/14/2005

Statewide Foreclosures for the First Half of 2005

Select Portfolio Servicing, Inc.	COOK	CHICAGO	60628	07/02/2001	83798	01/10/2005
Select Portfolio Servicing, Inc.	COOK	CHICAGO	60628	07/02/2001	83798	04/21/2005
Select Portfolio Servicing, Inc.	DEKALB	DEKALB	60115	07/03/2001	48538	04/12/2005
Select Portfolio Servicing, Inc.	BOONE	BELVIDERE	61008	06/28/2001	86877	01/10/2005
Select Portfolio Servicing, Inc.	MCLEAN	ARROWSMITH	61722	04/04/2000	84725	01/21/2005
Select Portfolio Servicing, Inc.	COOK	CHICAGO	60620	04/23/2001	40118	01/19/2005
Select Portfolio Servicing, Inc.	EDGAR	PARIS	61944	04/04/2001	48055	03/28/2005
Select Portfolio Servicing, Inc.	WILL	PLAINFIELD	60544	08/28/2001	118363	05/05/2005
Select Portfolio Servicing, Inc.	MERCER	SHERRARD	61281	05/23/2001	40074	04/19/2005
Select Portfolio Servicing, Inc.	SAINT CLAIR	EAST ST LOUIS	62207	05/11/2001	65027	01/14/2005
Select Portfolio Servicing, Inc.	COOK	BERWYN	60402	09/11/2001	158204	05/30/2005
Select Portfolio Servicing, Inc.	COOK	CHICAGO	60624	09/04/2001	116436	03/08/2005
Select Portfolio Servicing, Inc.	TAZEWELL	PEKIN	61554	10/12/2001	29348	03/02/2005
Select Portfolio Servicing, Inc.	COOK	SAUK VILLAGE	60411	09/21/2001	99126	04/08/2005
Select Portfolio Servicing, Inc.	LAKE	GURNEE	60031	10/25/2001	108323	03/08/2005
Select Portfolio Servicing, Inc.	COOK	CHICAGO	60644	05/02/2001	123266	05/24/2005
Select Portfolio Servicing, Inc.	PEORIA	PEORIA HEIGHTS	61616	10/01/2001	119160	01/25/2005
Select Portfolio Servicing, Inc.	COOK	ELK GROVE VILLAGE	60007	12/18/2001	249700	04/18/2005
Select Portfolio Servicing, Inc.	COOK	CHICAGO	60639	11/29/2001	120516	03/30/2005
Select Portfolio Servicing, Inc.	COOK	CHICAGO	60619	01/29/2002	121295	04/13/2005
Select Portfolio Servicing, Inc.	SAINT CLAIR	EAST SAINT LOUIS	62205	02/14/2002	48811	01/11/2005
Select Portfolio Servicing, Inc.	WILL	JOLIET	60436	01/28/2002	53371	03/15/2005
Select Portfolio Servicing, Inc.	COOK	CHICAGO	60620	03/20/2002	62162	01/10/2005
Select Portfolio Servicing, Inc.	WILL	JOLIET	60433	05/03/2002	58427	06/27/2005
Select Portfolio Servicing, Inc.	COOK	CHICAGO	60624	05/22/2002	133044	06/21/2005
Select Portfolio Servicing, Inc.	WILL	LOCKPORT	60441	07/09/2002	117206	02/03/2005
Select Portfolio Servicing, Inc.	COOK	GLENVIEW	60025	07/17/2002	210474	03/15/2005
Select Portfolio Servicing, Inc.	GALLATIN	SHAWNEETOWN	62984	10/10/1997	23539	04/21/2005
Select Portfolio Servicing, Inc.	PEORIA	PEORIA	61614	06/05/1996	96881	01/13/2005
Select Portfolio Servicing, Inc.	WILL	JOLIET	60433	03/09/1998	86313	01/10/2005
Select Portfolio Servicing, Inc.		CHICAGO	60621	03/21/1988	7645	02/14/2005
Select Portfolio Servicing, Inc.	TAZEWELL	EAST PEORIA	61611	08/12/1998	17639	03/02/2005
Select Portfolio Servicing, Inc.	COOK	CHICAGO	60629	02/21/1998	10110	05/02/2005
Select Portfolio Servicing, Inc.	MCHENRY	MCHENRY	60050	09/17/1998	119375	01/13/2005
Select Portfolio Servicing, Inc.	PEORIA	PEORIA	61605	12/21/1999	39855	05/30/2005
Select Portfolio Servicing, Inc.	PEORIA	PEORIA	61615	02/29/2000	37440	05/02/2005
Select Portfolio Servicing, Inc.		CHICAGO	60628	11/10/1998	101147	01/19/2005
Select Portfolio Servicing, Inc.	COOK	CHICAGO	60636	03/05/1999	25950	06/22/2005
Select Portfolio Servicing, Inc.	COOK	DOLTON	60419	02/02/1999	102439	02/09/2005
Select Portfolio Servicing, Inc.	COOK	CHICAGO HEIGHTS	60411	02/17/1999	100639	05/24/2005
Select Portfolio Servicing, Inc.	ROCK ISLAND	PORT BYRON	61275	02/25/1999	58701	05/05/2005
Select Portfolio Servicing, Inc.	CHRISTIAN	TAYLORVILLE	62568	04/19/1999	59090	01/14/2005
Select Portfolio Servicing, Inc.	LAKE	LAKE VILLA	60046	05/05/1999	56966	06/10/2005
Select Portfolio Servicing, Inc.	KANE	ELGIN	60123	07/23/1999	165984	04/19/2005
Select Portfolio Servicing, Inc.	COOK	CHICAGO	60644	05/14/1999	61960	06/27/2005
Select Portfolio Servicing, Inc.	SAINT CLAIR	BELLEVILLE	62226	05/19/1999	30940	04/28/2005
Select Portfolio Servicing, Inc.	SANGAMON	SPRINGFIELD	62703	07/19/1999	42393	04/14/2005
Select Portfolio Servicing, Inc.	SANGAMON	SPRINGFIELD	62703	07/30/1999	43254	04/21/2005
Select Portfolio Servicing, Inc.	COOK	CHICAGO	60619	05/12/1993	95871	01/13/2005
Select Portfolio Servicing, Inc.	COOK	CHICAGO	60624	11/15/1994	14874	01/28/2005
Select Portfolio Servicing, Inc.	COOK	CHICAGO	60619	12/10/1998	59770	03/23/2005
Select Portfolio Servicing, Inc.	COOK	GLENWOOD	60425	01/13/1999	128601	02/14/2005
Select Portfolio Servicing, Inc.		CHICAGO	60617	02/26/1999	89961	02/01/2005
Select Portfolio Servicing, Inc.		CHICAGO	60617	02/26/1999	89961	03/17/2005
Select Portfolio Servicing, Inc.		CHICAGO	60629	03/30/1999	98818	04/21/2005
Select Portfolio Servicing, Inc.		CHICAGO	60617	04/21/1999	93700	02/14/2005
Select Portfolio Servicing, Inc.		CHICAGO HTS	60411	05/03/1999	39379	05/30/2005
Select Portfolio Servicing, Inc.		HERRIN	62948	05/18/1999	49816	03/08/2005

Statewide Foreclosures for the First Half of 2005

Select Portfolio Servicing, Inc.		DOLTON	60419	10/05/1999	80044	02/14/2005
Select Portfolio Servicing, Inc.		HARVEY	60426	05/19/2000	43016	01/25/2005
Select Portfolio Servicing, Inc.		CALUMET CITY	60409	07/31/2000	109596	02/25/2005
Select Portfolio Servicing, Inc.		CHICAGO	60617	10/05/2000	97127	02/09/2005
Select Portfolio Servicing, Inc.		CHICAGO	60621	11/02/2000	51507	05/24/2005
Select Portfolio Servicing, Inc.		JOLIET	60432	11/02/2000	45365	06/17/2005
Select Portfolio Servicing, Inc.		IROQUOIS	60945	11/16/2000	33550	01/10/2005
Select Portfolio Servicing, Inc.		BYRON	61010	11/30/2000	92720	05/10/2005
Select Portfolio Servicing, Inc.		CHICAGO	60537	12/08/2000	114496	02/14/2005
Select Portfolio Servicing, Inc.		RIVERDALE	60822	12/08/2000	50957	05/24/2005
Select Portfolio Servicing, Inc.		CHICAGO	60636	05/23/2001	70114	01/21/2005
Select Portfolio Servicing, Inc.		CHICAGO HEIGHTS	60411	05/25/2001	51166	01/19/2005
Select Portfolio Servicing, Inc.		ELDNA	61324	06/13/2001	68141	06/14/2005
Select Portfolio Servicing, Inc.	DUPAGE	FOREST PARK	60103	07/26/1995	8187	03/15/2005
Select Portfolio Servicing, Inc.	COOK	CHICAGO	60651	03/21/1997	13977	06/07/2005
Select Portfolio Servicing, Inc.		BELLWOOD	60104	02/22/1999	100750	01/19/2005
Select Portfolio Servicing, Inc.		ODELL	60460	04/09/1999	57254	04/18/2005
Select Portfolio Servicing, Inc.		CHICAGO	60639	06/09/1999	93880	02/21/2005
Select Portfolio Servicing, Inc.		CHICAGO	60628	07/21/1999	100385	01/21/2005
Select Portfolio Servicing, Inc.		CHICAGO	60612	11/20/1999	66653	03/08/2005
Select Portfolio Servicing, Inc.		CHICAGO	60624	02/07/2000	84737	02/02/2005
Select Portfolio Servicing, Inc.		CHICAGO	60621	07/27/2000	61392	04/18/2005
Select Portfolio Servicing, Inc.		CHICAGO	60652	11/16/2000	41832	05/05/2005
Select Portfolio Servicing, Inc.		PEKIN	61554	02/05/2001	43528	05/05/2005
Select Portfolio Servicing, Inc.		CHICAGO	60620	08/22/2001	74014	03/15/2005
Select Portfolio Servicing, Inc.	COOK	CHICAGO	60621	06/26/1997	20146	06/13/2005
Select Portfolio Servicing, Inc.	COOK	MARKHAM	60426	06/25/1998	46221	06/30/2005
Select Portfolio Servicing, Inc.		MANTENO	60950	07/06/1999	99242	06/16/2005
Select Portfolio Servicing, Inc.		CALUMET CITY	60409	11/18/1999	105893	06/13/2005
Select Portfolio Servicing, Inc.		CHICAGO	60636	05/12/2000	98318	05/31/2005
Select Portfolio Servicing, Inc.		LYNWOOD	60411	07/25/2000	14098	01/24/2005
Select Portfolio Servicing, Inc.		CHICAGO	60628	10/16/2000	81854	01/24/2005
Select Portfolio Servicing, Inc.		SAUK VILLAGE	60411	02/23/2001	141240	01/03/2005
Select Portfolio Servicing, Inc.		GODFREY	62035	05/26/1999	84186	04/18/2005
Select Portfolio Servicing, Inc.		EAST ST LOUIS	62204	05/11/2000	49142	06/21/2005
Select Portfolio Servicing, Inc.		BELLEVILLE	62223	07/17/2000	63141	02/18/2005
Select Portfolio Servicing, Inc.		EAST ST LOUIS	62205	08/18/2000	53248	01/12/2005
Select Portfolio Servicing, Inc.	COOK	CHICAGO	60623	10/23/1998	53566	03/15/2005
Select Portfolio Servicing, Inc.		CHICAGO	60621	03/02/1999	42021	04/21/2005
Select Portfolio Servicing, Inc.		HARVEY	60426	08/21/2001	55348	01/21/2005
Select Portfolio Servicing, Inc.	WINNEBAGO	ROCKFORS	61108	08/21/1998	69380	01/13/2005
Select Portfolio Servicing, Inc.	CARROLL	CHADWICK	61014	12/24/1998	60087	02/01/2005
Select Portfolio Servicing, Inc.		ROCKFORD	61107	03/22/2000	78993	01/24/2005
Select Portfolio Servicing, Inc.		ROCKFORD	61102	04/19/2000	50421	01/25/2005
Select Portfolio Servicing, Inc.		LOVES PARK	61111	11/20/2000	144207	02/21/2005
Select Portfolio Servicing, Inc.	ROCK ISLAND	ROCK ISLAND	61201	01/20/1999	39421	06/03/2005
Select Portfolio Servicing, Inc.	KNOX	GALESBURG	61401	12/04/1998	33182	02/28/2005
Select Portfolio Servicing, Inc.		WASHINGTON	61571	04/29/2000	80998	06/15/2005
Select Portfolio Servicing, Inc.		PEKIN	61554	06/19/2000	39793	01/14/2005
Select Portfolio Servicing, Inc.	COOK	HARVEY	60426	02/26/1997	43660	01/10/2005
Select Portfolio Servicing, Inc.	COOK	MIDLOTHIAN	60445	12/04/1997	10486	01/19/2005
Select Portfolio Servicing, Inc.		CHICAGO	60651	03/04/1999	75512	01/21/2005
Select Portfolio Servicing, Inc.		RIVERDALE	60627	08/23/1999	43991	03/23/2005
Select Portfolio Servicing, Inc.		CHICAGO	60621	08/23/1999	52505	02/11/2005
Select Portfolio Servicing, Inc.		HOMETOWN	60456	08/27/1999	109317	06/16/2005
Select Portfolio Servicing, Inc.		DOLTON	60419	04/07/2000	16713	02/16/2005
Select Portfolio Servicing, Inc.		HARVEY	60426	08/09/2000	76821	03/30/2005
Select Portfolio Servicing, Inc.		DECATUR	62521	08/18/2000	51884	03/15/2005

Statewide Foreclosures for the First Half of 2005

Select Portfolio Servicing, Inc.		BLOOMINGTON	61701	12/01/2000	80725	05/10/2005
Select Portfolio Servicing, Inc.		COUNTRY CLUB HILLS	60478	12/01/2000	85358	03/15/2005
Select Portfolio Servicing, Inc.		CHICAGO	60636	03/07/2001	96066	01/26/2005
Select Portfolio Servicing, Inc.		MACHESNEY PARK	61115	12/01/1998	41582	03/28/2005
Select Portfolio Servicing, Inc.		CHICAGO	60617	10/09/1998	42043	02/25/2005
Select Portfolio Servicing, Inc.	MCHENRY	MCHENRY	60050	09/02/1999	129592	06/27/2005
Select Portfolio Servicing, Inc.		CHICAGO	60617	07/29/1999	50033	01/25/2005
Select Portfolio Servicing, Inc.		CHICAGO	60623	11/29/1999	112630	02/14/2005
Select Portfolio Servicing, Inc.		CALUMET CITY	60409	02/17/2000	50970	01/28/2005
Select Portfolio Servicing, Inc.		CHICAGO	60643	01/25/2000	55431	03/15/2005
Select Portfolio Servicing, Inc.		SOUTH HOLLAND	60473	01/26/2000	187395	06/03/2005
Select Portfolio Servicing, Inc.		BELLWOOD	60104	02/16/2000	58588	03/30/2005
Select Portfolio Servicing, Inc.		CHICAGO HEIGHTS	60411	03/17/2000	44000	03/30/2005
Select Portfolio Servicing, Inc.		HARVEY	60426	03/14/2000	71773	03/15/2005
Select Portfolio Servicing, Inc.		ALSIP	60803	04/26/2000	86352	01/24/2005
Select Portfolio Servicing, Inc.		CHICAGO	60609	08/03/2000	95763	04/15/2005
Select Portfolio Servicing, Inc.		CHICAGO	60657	09/06/2000	196030	03/23/2005
Select Portfolio Servicing, Inc.		CARM	62827	09/22/2000	26103	03/28/2005
Select Portfolio Servicing, Inc.		ROSCOE	61073	09/29/2000	121066	04/14/2005
Select Portfolio Servicing, Inc.		HAZEL CREST	60429	12/29/2000	45141	01/14/2005
Select Portfolio Servicing, Inc.		CHICAGO	60649	01/10/2001	202598	03/30/2005
Select Portfolio Servicing, Inc.		BELLEVILLE	62221	01/11/2001	107645	05/24/2005
Select Portfolio Servicing, Inc.		PEORIA	61611	02/12/2001	108486	05/25/2005
Select Portfolio Servicing, Inc.		ZION	60099	03/10/2001	126501	02/15/2005
Select Portfolio Servicing, Inc.		CHICAGO	60629	03/06/2001	102895	02/07/2005
Select Portfolio Servicing, Inc.		CHICAGO	60653	02/28/2001	41822	04/11/2005
Select Portfolio Servicing, Inc.		CHICAGO	60643	04/27/2001	94392	06/10/2005
Select Portfolio Servicing, Inc.		LANSING	60438	05/16/2001	125739	01/24/2005
Select Portfolio Servicing, Inc.		ADDISON	60101	05/19/2001	196650	06/13/2005
Select Portfolio Servicing, Inc.		CHICAGO	60621	06/08/2001	62622	06/01/2005
Select Portfolio Servicing, Inc.		CHICAGO	60621	09/29/2000	90198	01/11/2005
Select Portfolio Servicing, Inc.		DOVER	61323	03/29/2001	30218	06/29/2005
ShoreBank	cook	riverdale	60627	04/10/2001	66376	02/28/2005
ShoreBank	cook	riverdale	60627	04/10/2001	20223	02/28/2005
ShoreBank	cook	broadview	60155	06/18/2004	165569	02/25/2005
ShoreBank	cook	chicago	60649	12/23/1996	21982	02/07/2005
ShoreBank	cook	chicago	60644	08/09/1999	21582	03/08/2005
ShoreBank	cook	chicago	60612	03/25/2004	190003	04/05/2005
ShoreBank	cook	chicago	60617	07/19/2004	102593	06/22/2005
ShoreBank	cook	chicago	60620	02/27/2002	116629	05/25/2005
ShoreBank	cook	chicago	60644	10/23/1996	28480	04/08/2005
ShoreBank	cook	chicago	60644	11/04/1996	19364	04/08/2005
SN Servicing Corporation	Jackson	CARBONDALE	62901	09/30/1997	41500	01/09/2005
SN Servicing Corporation	Cook	CHICAGO	60643	06/18/2001	17750	01/09/2005
SN Servicing Corporation	Cook	CHICAGO	60636	02/17/1999	38704	01/24/2005
SN Servicing Corporation	Cook	CHICAGO	60628	01/24/2000	4500	02/21/2005
SN Servicing Corporation	Cook	SOUTH HOLLAND	60473	10/08/2002	194900	03/30/2005
SN Servicing Corporation	Cook	CHICAGO	60620	07/06/2001	110500	04/05/2005
SN Servicing Corporation	Williamson	CARTERVILLE	62918	12/17/1999	46750	04/16/2005
SN Servicing Corporation	Cook	CHICAGO	60639	05/01/1999	69700	05/04/2005
SN Servicing Corporation	Cook	OAKPARK	60304	04/30/1999	39200	05/26/2005
SN Servicing Corporation	Cook	CHICAGO	60644	03/01/2004	186150	06/03/2005
SN Servicing Corporation	Will	PARK FOREST	60466	12/15/2003	121500	06/03/2005
SN Servicing Corporation	Cook	HARVEY	60426	10/05/1994	79849	06/05/2005
SN Servicing Corporation	Cook	Maywood	60153	08/29/1996	90000	06/26/2005
SN Servicing Corporation	Cook	CHICAGO	60628	01/29/2001	85400	02/02/2005
SN Servicing Corporation	Cook	CHICAGO	60644	12/18/2000	72250	03/22/2005
SN Servicing Corporation	Cook	CHICAGO	60628	06/30/2000	79200	04/23/2005

Statewide Foreclosures for the First Half of 2005

SN Servicing Corporation	Cook	CHICAGO	60643	02/04/2000	46400	01/07/2005
SN Servicing Corporation	Williamson	COLP	62921	03/20/2000	42000	01/09/2005
SN Servicing Corporation	Vermilion	DANVILLE	61832	08/19/1999	116850	01/09/2005
SN Servicing Corporation	Cook	CHICAGO	60620	04/09/1999	5914	01/11/2005
SN Servicing Corporation	Cook	CHICAGO	60624	06/07/2001	8750	01/11/2005
SN Servicing Corporation	Cook	CHICAGO HEIGHTS	60411	02/19/2001	8129	01/12/2005
SN Servicing Corporation	Cook	MELROSE PARK	60164	05/12/2000	61000	01/12/2005
SN Servicing Corporation	Lake	WAUKEGAN	60085	05/30/1998	33355	01/13/2005
SN Servicing Corporation	Champaign	URBANA	61801	01/02/1993	52800	01/23/2005
SN Servicing Corporation	Fulton	SAINT DAVID	61563	07/09/2001	44850	01/23/2005
SN Servicing Corporation	Sangamon	SPRINGFIELD	62703	11/28/1994	28272	02/07/2005
SN Servicing Corporation	Jefferson	BLUFORD	62814	06/21/1999	68400	02/07/2005
SN Servicing Corporation	Kankakee	SHOREWOOD	60431	07/14/1998	30444	02/13/2005
SN Servicing Corporation	Cook	BLUE ISLAND	60406	07/01/1998	50455	02/15/2005
SN Servicing Corporation	Cook	CHICAGO	60636	03/07/2001	4000	02/28/2005
SN Servicing Corporation	Cook	CHICAGO	60636	04/30/2001	65600	03/02/2005
SN Servicing Corporation	Sangamon	SPRINGFIELD	62707	06/30/1997	59000	03/05/2005
SN Servicing Corporation	Cook	CHICAGO	60617	11/11/2000	6724	03/05/2005
SN Servicing Corporation	Cook	CHICAGO	60636	07/15/2002	121000	04/03/2005
SN Servicing Corporation	Lake	WINTHROP HARBOR	60096	11/11/1997	16500	04/13/2005
SN Servicing Corporation	Cook	CHICAGO	60629	05/29/2002	70000	04/16/2005
SN Servicing Corporation	Jackson	CARBONDALE	62901	10/02/1998	75000	04/16/2005
SN Servicing Corporation	Bureau	PRINCETON	61356	06/10/1999	118800	04/20/2005
SN Servicing Corporation	Cook	CHICAGO HEIGHTS	60411	04/22/2004	94800	05/02/2005
SN Servicing Corporation	Cook	CHICAGO	60628	10/23/1995	25000	05/03/2005
SN Servicing Corporation	Bureau	E. PEORIA	61611	12/31/1997	10317	05/14/2005
SN Servicing Corporation	Cook	RIGHTON PARK	60471	06/29/1999	71000	05/22/2005
SN Servicing Corporation	Williamson	CARTERVILLE	62918	05/20/1998	24600	05/23/2005
SN Servicing Corporation	Christian	MORRISONVILLE	62546	12/28/1998	30150	05/25/2005
SN Servicing Corporation	Cook	CHICAGO	60623	04/01/2004	161000	06/03/2005
SN Servicing Corporation	Pope	GOLCONDA	62938	01/08/1999	25000	06/18/2005
SN Servicing Corporation	DuPage	ITASCA	60143	05/09/2002	193000	06/26/2005
SN Servicing Corporation	Cook	CHICAGO	60620	03/01/2004	120000	01/03/2005
SN Servicing Corporation	Cook	CHICAGO	60609	07/01/1999	27250	01/07/2005
SN Servicing Corporation	Jefferson	DIX	62830	01/04/1999	43000	01/09/2005
SN Servicing Corporation	Cook	CHICAGO	60624	11/28/1994	57936	01/16/2005
SN Servicing Corporation	La Salle	MARSEILLES	61341	04/03/1996	52493	01/23/2005
SN Servicing Corporation	Cook	CHICAGO	60611	05/17/2001	140250	02/05/2005
SN Servicing Corporation	Macon	DECATUR	62526	06/07/1999	36000	02/18/2005
SN Servicing Corporation	Cook	HICKORY HILLS	60457	09/25/1998	86000	02/21/2005
SN Servicing Corporation	Cook	CHICAGO	60620	03/08/2001	11724	02/23/2005
SN Servicing Corporation	Cook	CHICAGO	60637	12/01/2000	5100	02/26/2005
SN Servicing Corporation	Cook	HARVEY	60426	12/11/2000	56100	02/26/2005
SN Servicing Corporation	Cook	CHICAGO	60617	04/08/1996	48800	03/04/2005
SN Servicing Corporation	Kankakee	BONFIELD	60913	11/03/1998	25000	03/05/2005
SN Servicing Corporation	Winnebago	ROCKFORD	61102	11/01/1999	44200	03/12/2005
SN Servicing Corporation	Cook	CHICAGO	60628	08/28/2000	70040	03/12/2005
SN Servicing Corporation	Cook	CHICAGO	60617	10/31/1997	77000	04/02/2005
SN Servicing Corporation	Saline	HARRISBURG	62946	04/03/2001	7500	04/05/2005
SN Servicing Corporation	Cook	CHICAGO	60644	11/22/1999	9024	04/15/2005
SN Servicing Corporation	St Clair	EAST ST LOUIS	62205	08/25/1997	25550	04/16/2005
SN Servicing Corporation	Jackson	JACOB	62950	04/19/2001	15200	04/16/2005
SN Servicing Corporation	DuPage	LOMBARD	60148	08/31/1998	357500	04/16/2005
SN Servicing Corporation	Jackson	DE SOTO	62924	01/23/2001	165000	04/21/2005
SN Servicing Corporation	Cook	CHICAGO	60644	12/09/2002	25000	04/25/2005
SN Servicing Corporation	Cook	CHICAGO	60621	06/22/2000	7499	04/25/2005
SN Servicing Corporation	Cook	CHICAGO	60609	09/16/1998	8300	04/30/2005
SN Servicing Corporation	Cook	CHICAGO	60619	09/22/1999	57000	05/10/2005

Statewide Foreclosures for the First Half of 2005

SN Servicing Corporation	Cook	CHICAGO	60628	05/24/2001	12000	05/13/2005	
SN Servicing Corporation	Cook	ROBBINS	60472	11/28/1995	72527	05/14/2005	
SN Servicing Corporation	Cook	CHICAGO	60626	09/19/1989	89773	05/17/2005	
SN Servicing Corporation	Vermilion	DANVILLE	61832	11/13/1996	40950	05/21/2005	
SN Servicing Corporation	Cook	CHICAGO	60636	03/30/1999	49000	05/21/2005	
SN Servicing Corporation	Cook	CHICAGO	60643	02/23/1999	50700	05/21/2005	
SN Servicing Corporation	Winnebago	Machesney Park	61115	09/15/1995	42894	05/22/2005	
SN Servicing Corporation	Cook	CHICAGO	60638	07/01/1999	121500	05/24/2005	
SN Servicing Corporation	Cook	CHICAGO	60636	01/11/1999	39325	05/25/2005	
SN Servicing Corporation	Cook	CALUMET PARK	60827	12/10/2003	77000	06/02/2005	
SN Servicing Corporation	Will	MOKENA	60448	11/20/2003	323100	06/03/2005	
SN Servicing Corporation	Cook	EVANSTON	60201	01/24/2004	294750	06/03/2005	
SN Servicing Corporation	Cook	CHICAGO	60647	05/21/2004	355000	06/03/2005	
SN Servicing Corporation	Cook	CHICAGO	60649	04/28/2004	108000	06/03/2005	
SN Servicing Corporation	Cook	CHICAGO	60620	06/17/2004	189900	06/03/2005	
SN Servicing Corporation	Lake	ISLAND LAKE	60042	06/09/2003	131750	06/03/2005	
SN Servicing Corporation	Cook	OLYMPIA FIELDS	60461	03/31/2004	360000	06/03/2005	
SN Servicing Corporation	Cook	COUNTRY CLUB HILLS	60478	05/24/2004	286200	06/03/2005	
SN Servicing Corporation	Cook	HARVEY	60426	04/23/2004	93100	06/03/2005	
SN Servicing Corporation	Cook	CHICAGO	60617	05/13/2004	136500	06/03/2005	
SN Servicing Corporation	Cook	CHICAGO	60626	05/17/2004	123200	06/03/2005	
SN Servicing Corporation	Cook	CHICAGO	60643	03/25/2004	96000	06/03/2005	
SN Servicing Corporation	Cook	HARVEY	60426	05/28/2004	60000	06/03/2005	
SN Servicing Corporation	Madison	GRANITE CITY	62040	03/31/2004	90000	06/03/2005	
SN Servicing Corporation	Cook	DOLTON	60419	03/05/2004	87300	06/03/2005	
SN Servicing Corporation	Cook	CHICAGO	60659	03/01/2004	265050	06/03/2005	
SN Servicing Corporation	Cook	CHICAGO	60643	06/17/2004	103500	06/03/2005	
SN Servicing Corporation	Cook	SOUTH HOLLAND	60473	05/27/2004	135000	06/03/2005	
SN Servicing Corporation	Cook	WILLOW SPRINGS	60480	01/21/2004	198900	06/03/2005	
SN Servicing Corporation	Kane	AURORA	60505	08/10/2004	154000	06/03/2005	
SN Servicing Corporation	Cook	ELGIN	60120	06/07/2004	180000	06/03/2005	
SN Servicing Corporation	Will	CRETE	60417	09/03/2004	166500	06/03/2005	
SN Servicing Corporation	Cook	COUNTRY CLUB HILLS	60478	08/31/2001	80800	06/05/2005	
SN Servicing Corporation	Cook	CHICAGO HEIGHTS	60411	10/08/1996	33000	06/11/2005	
SN Servicing Corporation	Will	BOLINGBROOK	60440	07/09/1999	111200	06/13/2005	
SN Servicing Corporation	Cook	CHICAGO	60652	01/24/2003	5400	06/18/2005	
SN Servicing Corporation	Cook	CHICAGO	60623	10/30/2003	216000	06/18/2005	
SN Servicing Corporation	Cook	MARKHAM	60426	12/06/1997	2976	06/21/2005	
SN Servicing Corporation	Madison	GRANITE CITY	62040	01/10/2003	55300	06/22/2005	
SN Servicing Corporation	Cook	CHICAGO	60629	01/29/2001	15790	06/25/2005	
SN Servicing Corporation	Cook	HARVEY	60426	02/25/1993	28722	06/26/2005	
SN Servicing Corporation	Cook	ROBBINS	60472	09/14/1994	60000	06/26/2005	
SN Servicing Corporation	Cook	CHICAGO	60617	07/05/2000	10000	01/16/2005	
SN Servicing Corporation	Cook	CHICAGO	60607	05/11/2001	10000	01/20/2005	
SN Servicing Corporation	Cook	CHICAGO	60619	04/21/1997	83700	02/01/2005	
SN Servicing Corporation	Cook	CHICAGO	60643	05/19/1999	66400	02/21/2005	
SN Servicing Corporation	Cook	Chicago	60628	07/18/1995	44558	02/21/2005	
SN Servicing Corporation	Cook	CHICAGO	60644	09/23/1999	27000	03/15/2005	
SN Servicing Corporation	Cook	MATTENSON	60443	01/30/1999	184500	04/22/2005	
SN Servicing Corporation	Cook	BARTLETT	60103	03/25/1999	260550	05/05/2005	
SN Servicing Corporation	Cook	CHICAGO	60636	07/28/2000	4414	02/26/2005	
SN Servicing Corporation	Cook	CHICAGO	60632	12/19/2003	92800	06/27/2005	
SN Servicing Corporation	Winnebago	ROCKFORD	61101	07/01/1999	55875	01/13/2005	06/10/2005
SN Servicing Corporation	Will	UNIVERSITY PARK	60466	01/22/1998	86400	02/12/2003	02/17/2005
SN Servicing Corporation	Kankakee	MOMENCE	60954	06/24/1998	48750	04/16/2004	04/27/2005
SN Servicing Corporation	Franklin	WEST FRANKFORT	62896	06/09/1999	78300	03/09/2005	05/10/2005
SN Servicing Corporation	Cook	FLOSSMOOR	60422	10/08/2003	142500	06/03/2005	06/30/2005
SN Servicing Corporation	Sangamon	SPRINGFIELD	62703	03/04/2004	40500	06/03/2005	06/22/2005

Statewide Foreclosures for the First Half of 2005

SN Servicing Corporation	Cook	HARVEY	60426	05/13/2004	85600	06/03/2005	06/28/2005
SN Servicing Corporation	Winnebago	ROCKFORD	61108	01/06/2004	112500	06/03/2005	06/27/2005
SN Servicing Corporation	Cook	OAK LAWN	60453	04/29/2004	247000	06/03/2005	06/13/2005
SN Servicing Corporation	Iroquois	WATSEKA	60970	04/30/1999	81000	06/06/2005	06/07/2005
SN Servicing Corporation	Cook	SOUTH HOLLAND	60473	04/28/1999	95200	04/16/2004	01/20/2005
SN Servicing Corporation	Cook	CHICAGO	60620	02/25/2003	91200	03/22/2004	01/05/2005
SN Servicing Corporation	Peoria	PEORIA	61604	05/14/1999	67950	12/23/2004	01/06/2005
SN Servicing Corporation	Grundy	MORRIS	60450	04/26/1999	220000	12/23/2004	01/18/2005
SN Servicing Corporation	Will	UNIVERSITY PARK	60466	01/22/1998	86400	01/14/2005	02/17/2005
SN Servicing Corporation	Peoria	TRIVOLI	61569	06/06/1997	46960	04/22/2004	02/28/2005
SN Servicing Corporation	St. Clair	HIGHWOOD	60040	08/14/2001	121500	10/09/2004	02/17/2005
SN Servicing Corporation	Champaign	CHAMPAIGN	61821	04/25/1997	123300	09/29/2004	02/25/2005
SN Servicing Corporation	Knox	GALESBURG	61401	05/16/2000	69600	03/11/2002	03/02/2005
SN Servicing Corporation	Cook	CHICAGO	60645	03/03/2003	78000	09/15/2004	03/15/2005
SN Servicing Corporation	Cook	DOLTON	60419	01/03/2001	133237	07/22/2004	03/15/2005
SN Servicing Corporation	Madison	MADISON	62060	04/04/2001	22410	07/31/2004	04/04/2005
SN Servicing Corporation	Cook	CALUMET CITY	60409	06/26/2000	69750	06/08/2004	04/05/2005
SN Servicing Corporation	Kankakee	MOMENCE	60954	06/24/1998	48750	02/05/2005	04/27/2005
SN Servicing Corporation	Kankakee	KANKAKEE	60901	09/03/1998	48750	06/27/2004	04/08/2005
SN Servicing Corporation	Madison	GRANITE CITY	62040	01/10/2003	60570	09/14/2004	05/11/2005
SN Servicing Corporation	Madison	GRANITE CITY	62040	01/10/2003	45000	09/25/2004	05/11/2005
SN Servicing Corporation	Madison	GRANITE CITY	62040	01/10/2003	58100	09/27/2004	05/24/2005
SN Servicing Corporation	Knox	GALESBURG	61401	02/03/1998	29600	07/12/2004	05/05/2005
SN Servicing Corporation	Franklin	WEST FRANKFORT	62896	06/09/1999	78300	03/09/2005	05/10/2005
SN Servicing Corporation	Will	LOCKPORT	60441	11/24/2000	164900	09/28/2004	06/06/2005
SN Servicing Corporation	Iroquois	WATSEKA	60970	04/30/1999	81000	04/17/2005	06/07/2005
SN Servicing Corporation	Winnebago	ROCKFORD	61101	07/01/1999	55875	01/13/2005	06/10/2005
Southern Illinois Bank	FRANKLIN	BENTON	62812	11/23/2001	44000	08/13/2004	
Soy Capital Bank and Trust Company	Macon	Decatur	62526	09/11/1995	52500	10/20/2004	04/12/2005
Soy Capital Bank and Trust Company	Macon	Decatur	62526	06/09/2000	22800	09/21/2004	01/31/2005
Soy Capital Bank and Trust Company	Macon	Mt. Zion	62549	04/22/1999	53450	08/12/2004	04/12/2005
Soy Capital Bank and Trust Company	Macon	Decatur	62522	01/28/1999	76500	02/04/2005	09/13/2005
Specialized Loan Servicing, LLC	Cook	Chicago	60636	05/04/2004	120000	02/15/2005	
Specialized Loan Servicing, LLC	Cook	Chicago	60624	05/07/2004	180000	05/26/2005	
Specialized Loan Servicing, LLC	Cook	Harvey	60426	06/11/2004	71250	02/03/2005	
Specialized Loan Servicing, LLC	Cook	Chicago	60617	11/12/2004	130500	05/02/2005	
Specialized Loan Servicing, LLC	Cook	Chicago	60628	05/17/2004	99750	06/22/2005	
Specialized Loan Servicing, LLC	Cook	Maywood	60153	05/07/2004	40000	04/01/2005	
Specialized Loan Servicing, LLC	Cook	Chicago	60624	07/08/2004	114000	02/03/2005	
Specialized Loan Servicing, LLC	Cook	Chicago	60653	09/16/2004	204000	05/10/2005	
Specialized Loan Servicing, LLC	Cook	Chicago	60620	09/01/2004	122902	03/31/2005	
Specialized Loan Servicing, LLC	Cook	Chicago	60621	06/28/2004	137900	05/02/2005	
Specialized Loan Servicing, LLC	Cook	Chicago	60621	06/28/2004	137900	05/02/2005	
Specialized Loan Servicing, LLC	Cook	Chicago	60643	01/02/2004	118750	07/26/2004	02/17/2005
Specialized Loan Servicing, LLC	Macon	Decatur	62526	04/18/2003	46550	10/30/2003	01/25/2005
Spring Valley City Bank	Putnam	Granville	61326	08/25/2003	51595	08/16/2005	
Spring Valley City Bank	LaSalle	Peru	61354	02/09/1994	20600	07/28/2005	
Standard Bank and Trust Company	Grundy	Coal City	60416	10/23/1993	37600		06/07/2005
Standard Bank and Trust Company	Livingston	Chatsworth	60921	02/28/1998	73000	05/26/2005	
State Bank of Auburn	Sangamon	Auburn	62615	11/18/2002	35893	03/15/2005	06/14/2005
State Bank of Lincoln	Logan	Lincoln	62656	06/27/2000	54400	11/01/2004	05/15/2005
State Bank of Lincoln	Logan	Lincoln	62656	06/27/1997	46560	08/31/2004	02/22/2005
State Bank of Lincoln	Warren	Monmouth	61462	10/20/1995	22000	11/03/2003	05/20/2005
State Bank of Lincoln	Lee	Amboy	61310	05/08/2002	125910	05/16/2005	
State Bank of Lincoln	Logan	Atlanta	61723	05/08/1998	45900	06/02/2005	
State Bank of Lincoln	Clay	Clay City	62824	11/14/2002	23750	06/06/2005	
State Bank of Lincoln	DeWitt	Farmer City	61842	03/04/2003	78250	06/29/2005	
State Bank of Seaton	Mercer	Seaton	61476	06/23/2000	38515	12/21/2004	03/17/2005

Statewide Foreclosures for the First Half of 2005

State Bank of The Lakes	McHenry	Spring Grove	60081	10/06/1997	153221	09/23/2004	
State Bank of The Lakes	Lake	Lake Villa	60046	02/12/2002	135120	10/27/2004	
State Bank of The Lakes	McHenry	Richmond	60071	09/21/2001	130200	06/21/2005	
State Bank of The Lakes	Lake	Gurnee	60031	05/29/2003	240497	06/22/2005	
State Bank of Whittington	FRANKLIN	BENTON	62812	10/19/1999	39131	04/19/2004	01/25/2005
Streator Home Building and Loan Association	LaSalle	Streator	61364	03/20/1998	28076	07/22/2004	03/24/2005
Streator Home Building and Loan Association	Livingston	Streator	61364	10/01/1993	27466	02/17/2005	
Suburban Bank & Trust Company	Cook	Chicago Heights	60411	01/13/1999	68000	08/14/2003	04/11/2005
Taylor, Bean & Whitaker Mortgage Corporation	Cook	Chicago	60622	12/23/2003	153000	03/28/2005	
Taylor, Bean & Whitaker Mortgage Corporation	Cook	Stone Park	60165	01/15/2004	232638	06/30/2005	
Taylor, Bean & Whitaker Mortgage Corporation	Kendall	Aurora	60523	01/07/2004	252255	06/29/2005	
Taylor, Bean & Whitaker Mortgage Corporation	W. Peoria	Peoria	61546	02/18/2004	63806	03/01/2005	
Taylor, Bean & Whitaker Mortgage Corporation	Sangamon	Springfield	62702	03/26/2004	61524	01/25/2005	
Taylor, Bean & Whitaker Mortgage Corporation	Cook	Chicago Ridge	60415	04/29/2004	224822	03/01/2005	
Taylor, Bean & Whitaker Mortgage Corporation	Sangamon	Auburn	62615	09/30/2004	74000	06/01/2005	
Taylor, Bean & Whitaker Mortgage Corporation	McHenry	Cary	60013	10/22/2004	218500	05/25/2005	
Taylor, Bean & Whitaker Mortgage Corporation	Lake	Waukegan	60060	10/26/2004	119922	03/30/2005	
Taylor, Bean & Whitaker Mortgage Corporation	McHenry	Huntley	60142	12/28/2001	203304	03/03/2005	
Taylor, Bean & Whitaker Mortgage Corporation	Cook	Chicago	60620	02/15/2001	87848	01/28/2005	
Taylor, Bean & Whitaker Mortgage Corporation	LaSalle	Marseille	61341	01/31/2002	70887	01/25/2005	
Taylor, Bean & Whitaker Mortgage Corporation	McHenry	McHenry	60050	01/18/2002	126950	06/22/2005	
Taylor, Bean & Whitaker Mortgage Corporation	Cook	Chicago	60629	05/24/2002	108500	02/22/2005	
Taylor, Bean & Whitaker Mortgage Corporation	Will	Plainfield	60544	08/01/2002	147000	02/09/2005	
Taylor, Bean & Whitaker Mortgage Corporation	Lake	Waukegan	60085	10/31/2002	35000	01/06/2005	
Taylor, Bean & Whitaker Mortgage Corporation	Iroquois	Clifton	60927	10/30/2002	118750	05/06/2005	
Taylor, Bean & Whitaker Mortgage Corporation	Madison	Troy	62294	12/30/2002	70000	01/27/2005	
Taylor, Bean & Whitaker Mortgage Corporation	Shelby	Windsor	61957	02/05/2002	65500		05/25/2005
Taylor, Bean & Whitaker Mortgage Corporation	Sangamon	Springfield	62702	03/26/2002	55825		03/01/2005
Taylor, Bean & Whitaker Mortgage Corporation	Kendall	Aurora	60506	03/01/2002	116082		06/01/2005
Taylor, Bean & Whitaker Mortgage Corporation	Madison	East Alton	62024	06/28/2002	43600		05/03/2005
Taylor, Bean & Whitaker Mortgage Corporation	Cook	Midlothian	60445	10/24/2002	116350		01/18/2005
Taylor, Bean & Whitaker Mortgage Corporation	Christian	Taylorville	62568	11/20/2002	54000		02/23/2005
Taylor, Bean & Whitaker Mortgage Corporation	Logan	Lincoln	62656	01/09/2003	38500		06/08/2005
Taylor, Bean & Whitaker Mortgage Corporation	Montgomery	Litchfield	62056	02/20/2004	52221		06/01/2005
Taylor, Bean & Whitaker Mortgage Corporation	Macoupin	Virden	62690	12/10/2003	60900		05/02/2005
Teutopolis State Bank	Effingham	Effingham	62401	04/09/1999	90000	09/30/2004	05/18/2005
The Bank	Coles	Charleston	61920	01/28/2003	39433	02/10/2005	08/17/2005
The Bank	Coles	Charleston	61920	12/31/2002	155000	02/04/2005	
The Bank of Edwardsville	Madison	Godfrey	62035	08/31/2000	77000	03/23/2004	03/31/2005
The Bank of Edwardsville	Madison	Highland	62249	10/21/1999	30000	08/26/2004	05/05/2005
The Bank of Edwardsville	Madison	Highland	62249	01/21/2000	6000	08/26/2004	05/05/2005
The Bank of Edwardsville	Madison	Highland	62249	09/29/2000	80000	08/26/2004	05/05/2005
The Bank of Edwardsville	Madison	Highland	62249	12/01/2000	60000	08/26/2004	05/05/2005
The Bank of Edwardsville	Madison	Granite City	62040	03/08/2001	72300	02/25/2005	
The Bank of Edwardsville	Madison	Edwardsville	62025	06/30/1992	35383	02/02/2005	
The Bank of Edwardsville	Madison	Edwardsville	62025	07/25/2000	8000	02/02/2005	
The Bank of Edwardsville	Madison	Collinsville	62234	09/02/1999	60400	07/13/2004	03/03/2005
The Bank of Edwardsville	Madison	Granite City	62040	04/17/2000	27000	06/10/2004	01/27/2005
The Bank of Edwardsville	Madison	Edwardsville	62025	08/17/2001	182384	03/15/2005	
The Bank of Edwardsville	Madison	Hamel	62046	10/15/2002	37600	06/16/2005	
The Bank of Edwardsville	Madison	Moro	62067	07/24/2002	20000	02/22/2005	
The Bank of Edwardsville	Madison	Granite City	62040	01/02/2002	37414	05/02/2005	
The Bank of Edwardsville	Madison	Edwardsville	62025	06/23/2003	20000	02/09/2005	
The Bank of Edwardsville	St. Clair	Fairview Heights	62208	11/25/2003	76000	06/08/2005	
The Bank of Edwardsville	St. Clair	Caseyville	62232	04/25/2002	57921	06/13/2005	
The Bank of Marion	Williamson	Marion	62959	04/23/1997	90000	03/17/2004	02/01/2005
The Elgin State Bank	Kane	Elgin	60123	07/25/2001	99750	04/14/2005	08/19/2005
The Farmers and Mechanics Bank	Knox	Galesburg	61401	04/19/2000	31500		05/31/2005

Statewide Foreclosures for the First Half of 2005

The Farmers and Merchants State Bank of Virden	Montgomery	Harvel	62538	05/19/2003	20212	10/01/2004	02/02/2005
The Farmers and Merchants State Bank of Virden	Macoupin	Virden	62690	09/13/2001	80171	02/16/2005	
The Farmers Bank of Liberty	Adams	Plainville	62365	09/19/1998	52500	01/14/2005	
The Farmers Bank of Mt Pulaski	Logan	Middletown	62666	10/29/2002	33500	03/31/2005	
The Farmers State Bank and Trust Company	Morgan	Jacksonville	62650	03/25/1997	40000	04/22/2005	
The Farmers State Bank and Trust Company	Morgan	Jacksonville	62650	12/12/1997	86000	04/22/2005	
The Farmers State Bank and Trust Company	Morgan	Jacksonville	62650	11/04/2002	62000	04/22/2005	
The Farmers State Bank and Trust Company	Morgan	Jacksonville	62650	01/23/2003	56905	02/16/2005	06/24/2005
The Farmers State Bank and Trust Company	Morgan	Jacksonville	62650	08/28/1998	37677	01/18/2005	
The Farmers State Bank and Trust Company	Morgan	Jacksonville	62650	06/22/1999	129500	10/01/2004	03/28/2005
The First State Bank of Dongola	Union	Dongola	62926	10/04/2001	23200	03/30/2005	
The First State Bank of Grand Chain	alexander	tamms	62988	05/12/1998	67112	10/06/2005	
The Harvard State Bank	McHenry	Harvard	60033	12/14/2001	81995	02/14/2005	
The Heights Bank	Peoria	Peoria Heights	61616	01/09/2003	86309	07/22/2004	03/29/2005
The Northern Trust Company	Cook	Harvey	60426	02/26/2001	62767	01/31/2005	
The Northern Trust Company	Cook	Chicago	60624	07/18/1997	134135	01/10/2005	
The Northern Trust Company	Cook	Chicago	60643	11/10/2000	157210	03/02/2005	
The Northern Trust Company	Cook	Chicago	60601	03/17/1998	152333	03/02/2005	
The Northern Trust Company	Lake	Waukegan	60101	07/02/1993	16600	03/02/2005	
The Northern Trust Company	Cook	Chicago	60660	10/06/2000	100318	05/10/2005	
The Northern Trust Company	Cook	Chicago	60623	06/11/1999	69054	04/29/2005	
The Northern Trust Company	Cook	Calumet City	60409	09/25/2000	161442	04/29/2005	
The Northern Trust Company	Cook	Calumet City	60409	09/15/2000	166072	04/29/2005	
The Northern Trust Company	Cook	Chicago	60611	01/13/1999	71213	04/29/2005	
The Northern Trust Company	Cook	Chicago	60649	04/23/1998	84008	06/24/2005	
The Peoples State Bank of Newton, Illinois	LAWRENCE	BRIDGEPORT	62417	06/27/2001	12628	06/27/2005	
The Peoples State Bank of Newton, Illinois	LAWRENCE	SUMNER	62466	06/19/2001	25727	03/21/2005	
The Peoples State Bank of Newton, Illinois	LAWRENCE	BRIDGEPORT	62417	08/27/2003	25597	02/14/2005	
The Peoples State Bank of Newton, Illinois	LAWRENCE	SUMNER	62466	12/02/1999	31461	02/18/2005	
The Peoples State Bank of Newton, Illinois	LAWRENCE	SUMNER	62466	11/20/1998	25065	12/30/2004	02/07/2005
The Peoples State Bank of Newton, Illinois	LAWRENCE	SUMNER	62466	05/25/2002	9766	12/30/2004	02/07/2005
Town & Country Bank	Macon	Decatur	62521	12/19/2002	31700	05/27/2005	
Town & Country Bank of Springfield	Sangamon	Springfield	62704	06/14/2001	83900	01/10/2005	09/20/2005
Town & Country Bank of Springfield	Macoupin	Palmyra	62674	05/08/2003	37966	11/29/2004	08/30/2005
Trustcorp Mortgage Company	Vermillion	Westville	61883	09/23/2002	66930	09/07/2005	
UnionBank	Adams	Quincy	62301	02/20/2001	20000	09/01/2004	02/28/2005
UnionBank	LaSalle	Ottawa	61350	11/05/2003	95840	11/30/2004	03/09/2005
UnionBank	LaSalle	Marseilles	60518	11/16/1998	46500	11/10/2004	03/02/2005
UnionBank	Livingston	Streator	61364	06/08/2001	102375	08/20/2004	03/03/2005
UnionBank	McDonough	Colchester	62326	01/22/1999	30500	08/03/2004	01/13/2005
UnionBank	Bureau	Princeton	61356	09/08/2000	67500	12/13/2004	03/24/2005
UnionBank	LaSalle	LaSalle	61301	11/04/2002	68000	11/23/2004	04/15/2005
UnionBank	LaSalle	Ottawa	61350	03/27/2002	165881	03/29/2005	
UnionBank	Lee	Ashton	61006	03/27/2000	8100	05/16/2005	
UnionBank	Schuyler	Rushville	62681	06/11/2002	44000	04/15/2005	
UnionBank	Hancock	Warsaw	62379	06/24/2002	75000	03/11/2005	
UnionBank	Lee	Ashton	61006	03/27/2002	64800	05/16/2005	
UnionBank	LaSalle	Peru	61354	06/15/1998	72000	03/29/2005	
UnionBank	McDonough	Macomb	61455	10/29/1999	49500	04/21/2005	
UnionBank	Schuyler	Rushville	62681	07/30/2002	51000	04/21/2005	
UnionBank	Bureau	Princeton	61356	01/14/2003	74700	05/23/2005	
UnionBank	Dekalb	Cortland	60112	09/28/2001	29500	03/29/2005	
UnionBank	Whiteside	Sterling	61081	05/14/1999	49300	01/19/2005	
UnionBank	Adams	Quincy	62301	01/31/2003	14836	12/02/2004	
UnionBank	Bureau	Princeton	61356	01/11/2001	91939	05/01/2005	
UnionBank	Bureau	Princeton	61356	01/04/2001	91939	05/01/2005	
UnionBank	Bureau	Princeton	61356	04/13/2001	39200	05/01/2005	
UnionBank	Bureau	Princeton	61356	01/30/2002	41600	05/01/2005	

Statewide Foreclosures for the First Half of 2005

United Community Bank	Vermilion	Danville	61832	08/19/2003	20000	06/16/2005	
United Community Bank	Vermilion	Georgetown	61846	07/22/1994	46410	03/16/2005	
United Community Bank	Vermilion	Danville	61834	02/26/2003	65371	06/17/2005	
United Community Bank	Sangamon	Chatham	62615	03/22/1996	155346	05/05/2004	01/27/2005
United Community Bank	Christian	Taylorville	62568	08/29/1997	39500	03/03/2004	01/12/2005
United Community Bank	Sangamon	Springfield	62062	06/27/1997	109800	01/20/2004	01/05/2005
United Community Bank	Greene	Roodhouse	62016	12/10/1997	26500	03/22/2004	02/18/2005
United Community Bank	Winnebago	Pecatonica	61063	11/15/1996	79000	10/01/2004	04/10/2005
United Community Bank	Sangamon	Auburn	62615	08/28/2002	56100	10/26/2004	02/08/2005
United Community Bank	Sangamon	Rochester	62563	07/21/1995	92575	12/09/2004	06/07/2005
United Community Bank	Sangamon	Springfield	62704	06/15/2000	33500	05/05/2005	06/03/2005
United Community Bank	Sangamon	Auburn	62615	08/04/2003	73000	04/01/2005	07/15/2005
United Community Bank	Henry	Kewanee	61443	06/20/2001	31500	05/09/2005	05/15/2005
United Community Bank	Montgomery	Litchfield	62056	06/07/1999	26390	08/26/2004	06/01/2005
United Community Bank	Madison	New Douglas	62074	05/07/2003	13500	11/12/2004	05/11/2005
United Community Bank	Franklin	Benton	62884	02/28/2002	144000	01/20/2005	02/10/2005
United Community Bank	Macoupin	Girard	62640	06/22/2001	63000	06/01/2004	05/24/2005
United Community Bank	Champaign	Urbana	61801	03/27/2003	137000	01/26/2005	02/18/2005
United Community Bank	Sangamon	Auburn	62615	10/23/1997	53803	04/01/2004	04/05/2005
United Community Bank	Livingston	Forrest	61741	06/23/2001	40000	12/13/2004	01/13/2005
United Community Bank	Sangamon	Springfield	62704	01/28/2003	75000	03/08/2005	04/12/2005
United Community Bank	Morgan	Jacksonville	62650	08/21/1999	65000	01/10/2005	04/29/2005
United Community Bank	Jasper	Willow Hill	62480	01/28/1998	58294	02/01/2005	03/22/2005
United Community Bank	Sangamon	Springfield	62702	02/25/1995	27000	01/25/2005	02/10/2005
United Community Bank	Dewitt	Farmer City	61842	12/15/2000	73200	02/03/2005	03/07/2005
United Community Bank	Sangamon	Springfield	62703	04/01/1997	40000	01/01/2005	02/08/2005
United Community Bank	Sangamon	Chatham	62629	04/02/1999	55000	02/24/2005	03/11/2005
United Financial Mortgage Corp.	Lake	Antioch	IL	08/30/2002	123000	02/01/2005	09/21/2005
United Mortgage and Loan Investment, LLC	Franklin	Benton	62812	03/06/2002	49591	02/06/2004	04/20/2005
United Mortgage and Loan Investment, LLC	Franklin	Benton	62812	08/30/1999	27028	02/06/2004	04/20/2005
United Mortgage and Loan Investment, LLC	Cook	Harney	60426	02/20/1996	24413	03/15/2005	
United Mortgage and Loan Investment, LLC	Kane	Elgin	60123	09/14/2000	17768	05/15/2005	
United Mortgage and Loan Investment, LLC	Cook	Riverdale	60827	07/03/2003	99911	05/12/2005	
Universal Mortgage Corporation	Cook	Chicago	60623	07/30/2003	91000	06/08/2005	
Universal Mortgage Corporation	Cook	Schiller Park	60176	04/25/2003	172000	03/31/2005	
Universal Mortgage Corporation	Cook	Maywood	60153	04/25/2003	99000	03/09/2005	
Universal Mortgage Corporation	Cook	Maywood	60153	04/20/2001	90800	06/14/2005	
Universal Mortgage Corporation	Kendall	Yorkville	60560	11/11/2002	267000	09/14/2004	06/05/2005
UST Mortgage Company	Palm Beach	Riviera Beach	33404	05/17/2004	1305500	03/04/2005	
Washtenaw Mortgage Company	Cook	Chicago	60645	08/10/2001	147600	05/20/2004	02/08/2005
Washtenaw Mortgage Company	Cook	Elgin	60120	05/19/2003	166250	06/15/2005	
Wendover Financial Services Corporation	Cook	Chicago	60638	12/19/1997	100300	01/08/2003	06/24/2005
Wendover Financial Services Corporation	Cook	Elk Grove Village	60007	05/19/2003	200000	06/09/2005	
Wendover Financial Services Corporation	Cook	Alsip	60658	03/13/2000	102000	04/25/2005	
Wendover Financial Services Corporation	Cook	Chicago	60620	09/05/2003	115000	06/27/2005	
Wendover Financial Services Corporation	Monroe	Columbia	62236	11/28/1997	100800	03/30/2005	
Wendover Financial Services Corporation	Cook	Robbins	60472	01/21/1998	10400	03/25/2005	
West Suburban Bank	Kane	Aurora	60506	08/01/1983	50000	10/21/2004	03/24/2005
West Suburban Bank	Cook	Roselle	60172	07/09/1993	12000	09/02/2004	03/01/2005
West Suburban Bank	Kane	St. Charles	60174	11/12/1992	276000	04/28/2005	
Wheaton Bank & Trust Company	Will	Joliet	60435	01/30/2003	100000	11/03/2004	01/26/2005
Wilshire Credit Corporation	KANE	ELGIN	60120	03/14/1997	25000	01/23/2005	
Wilshire Credit Corporation	COOK	BURBANK	60459	04/18/2003	218500	02/03/2004	01/10/2005
Wilshire Credit Corporation	LA SALLE	LELAND	60531	08/30/1999	74997	01/23/2004	01/10/2005
Wilshire Credit Corporation	COOK	OAK FOREST	60452	05/15/2003	59000	12/14/2004	01/04/2005
Wilshire Credit Corporation	COOK	HARVEY	60426	07/10/2003	17000	01/06/2005	
Wilshire Credit Corporation	COOK	CHICAGO	60621	01/16/2004	28600	01/06/2005	
Wilshire Credit Corporation	KANKAKEE	KANKAKEE	60901	04/27/1999	75600	12/18/2003	01/10/2005

Statewide Foreclosures for the First Half of 2005

Wilshire Credit Corporation	COOK	CHICAGO	60608	02/05/2003	63000	01/28/2005	
Wilshire Credit Corporation	KANKAKEE	KANKAKEE	60901	04/17/2003	49500	07/21/2004	01/31/2005
Wilshire Credit Corporation	COOK	CHICAGO	60605	10/31/2002	320000	08/03/2003	01/05/2005
Wilshire Credit Corporation	WINNEBAGO	DURAND	61024	03/29/2004	19000	01/20/2005	
Wilshire Credit Corporation	COOK	MELROSE PARK	60164	11/13/2003	37500	01/28/2005	
Wilshire Credit Corporation	WILLIAMSON	CARTERVILLE	62918	04/26/2004	76500	01/25/2005	
Wilshire Credit Corporation	COOK	DOLTON	60419	12/19/2003	16000	01/27/2005	
Wilshire Credit Corporation	SAINT CLAIR	O FALLON	62269	10/15/2003	92000	01/06/2005	
Wilshire Credit Corporation	COOK	LANSING	60438	10/24/2002	29500	01/19/2005	
Wilshire Credit Corporation	MADISON	WOOD RIVER	62095	10/30/2002	10000	01/20/2005	
Wilshire Credit Corporation	COOK	CHICAGO	60647	11/12/2002	100000	01/27/2005	
Wilshire Credit Corporation	DU PAGE	NAPERVILLE	60563	08/09/2002	35000	01/18/2005	
Wilshire Credit Corporation	COOK	SCHAUMBURG	60193	02/20/2003	31000	01/19/2005	
Wilshire Credit Corporation	COOK	CHICAGO	60605	10/24/2002	65250	05/25/2004	01/18/2005
Wilshire Credit Corporation	JACKSON	CARBONDALE	62901	12/18/2000	28800	01/18/2005	
Wilshire Credit Corporation	DU PAGE	AURORA	60504	12/13/2002	76504	06/09/2004	01/31/2005
Wilshire Credit Corporation	LAKE	MUNDELEIN	60060	05/09/2003	42200	07/01/2004	01/25/2005
Wilshire Credit Corporation	TAZEWELL	DELAVAL	61734	04/12/2003	60000	01/23/2005	
Wilshire Credit Corporation	COOK	CHICAGO	60615	08/22/2003	36750	01/28/2005	
Wilshire Credit Corporation	ADAMS	FOWLER	62338	10/02/2003	57600	03/16/2004	01/24/2005
Wilshire Credit Corporation	GRUNDY	COUNTRY CLUB HILL	60478	12/18/1998	70550	03/28/2004	01/13/2005
Wilshire Credit Corporation	DU PAGE	AURORA	60504	12/13/2002	306016	12/18/2003	01/26/2005
Wilshire Credit Corporation	COOK	CHICAGO	60605	10/31/2002	80000	12/04/2003	01/05/2005
Wilshire Credit Corporation	COOK	BURNHAM	60633	05/27/1999	79600	03/06/2003	01/06/2005
Wilshire Credit Corporation	COOK	CHICAGO	60607	06/11/2003	194000	04/05/2004	01/06/2005
Wilshire Credit Corporation	COOK	MARKHAM	60426	01/11/1999	42000	07/18/2001	01/10/2005
Wilshire Credit Corporation	WILL	LOCKPORT	60491	09/29/2003	37000	01/12/2005	
Wilshire Credit Corporation	COOK	SAUK VILLAGE	60411	12/02/2002	11217	01/28/2005	
Wilshire Credit Corporation	KANE	AURORA	60505	03/31/2004	25000	01/28/2005	
Wilshire Credit Corporation	COOK	HARVEY	60426	12/23/2003	18400	01/25/2005	
Wilshire Credit Corporation	MCHENRY	HOLIDAY HILLS	60051	01/08/2004	32000	01/12/2005	
Wilshire Credit Corporation	COOK	RIGHTON PARK	60471	06/23/2004	46000	01/27/2005	
Wilshire Credit Corporation	COOK	CHICAGO	60628	06/01/2001	26800	01/10/2005	
Wilshire Credit Corporation	WILL	JOLIET	60435	04/23/2004	36000	02/24/2005	
Wilshire Credit Corporation	COOK	SCHAUMBURG	60193	02/20/2003	31000	02/07/2005	
Wilshire Credit Corporation	COOK	MATTESON	60443	12/14/2001	65800	02/08/2005	
Wilshire Credit Corporation	COOK	CHICAGO HEIGHTS	60411	12/19/2002	83700	02/09/2005	
Wilshire Credit Corporation	COOK	CHICAGO	60629	01/30/2003	29800	02/10/2005	
Wilshire Credit Corporation	COOK	CHICAGO	60617	10/30/2002	26000	11/22/2004	02/16/2005
Wilshire Credit Corporation	COOK	MAYWOOD	60153	04/30/2002	43400	01/27/2005	
Wilshire Credit Corporation	COOK	MELROSE PARK	60160	04/20/2001	6750	01/18/2005	
Wilshire Credit Corporation	COOK	CHICAGO	60621	01/16/2004	28600	02/10/2005	
Wilshire Credit Corporation	LAKE	ROUND LAKE HEIGHTS	60073	06/06/1988	62591	02/27/2005	
Wilshire Credit Corporation	WILL	NAPERVILLE	60565	12/23/2003	422100	02/09/2005	
Wilshire Credit Corporation	WILL	CRETE	60417	09/30/2002	33750	02/15/2005	
Wilshire Credit Corporation	COOK	DOLTON	60419	10/30/2002	20700	02/15/2005	
Wilshire Credit Corporation	COOK	CHICAGO	60620	04/10/1995	18840	02/18/2005	
Wilshire Credit Corporation	COOK	CICERO	60804	07/30/2004	51000	01/27/2005	
Wilshire Credit Corporation	COOK	OAK LAWN	60453	09/29/2003	21800	01/13/2005	
Wilshire Credit Corporation	WILL	UNIVERSITY PARK	60466	12/31/2003	30000	01/27/2005	
Wilshire Credit Corporation	GREENE	GREENFIELD	62044	07/30/2004	13400	01/25/2005	
Wilshire Credit Corporation	COOK	CHICAGO	60639	04/23/2004	45000	01/13/2005	
Wilshire Credit Corporation	KANE	CARPENTERSVILLE	60110	10/26/2001	33400	11/20/2003	01/26/2005
Wilshire Credit Corporation	COOK	PARK FOREST	60466	04/11/2002	21980	01/12/2005	
Wilshire Credit Corporation	KANE	AURORA	60506	07/27/2000	113500	01/10/2005	
Wilshire Credit Corporation	COOK	CHICAGO	60707	07/10/2002	25500	02/16/2005	
Wilshire Credit Corporation	COOK	SAUK VILLAGE	60411	05/16/2002	22000	02/03/2005	
Wilshire Credit Corporation	COOK	CHICAGO	60620	04/28/2004	35980	01/18/2005	

Statewide Foreclosures for the First Half of 2005

Wilshire Credit Corporation	MARION	SALEM	62881	04/14/2000	48400	02/26/2004	01/25/2005
Wilshire Credit Corporation	COOK	CHICAGO	60649	07/09/2004	190400	01/13/2005	
Wilshire Credit Corporation	LA SALLE	LA SALLE	61301	08/23/2001	5950	01/13/2005	
Wilshire Credit Corporation	COOK	OLYMPIA FIELDS	60461	12/20/2001	57000	01/13/2005	
Wilshire Credit Corporation	COOK	CHICAGO	60644	04/05/1996	15000	02/18/2005	
Wilshire Credit Corporation	COOK	CHICAGO	60645	09/08/2003	45800	02/10/2005	
Wilshire Credit Corporation	LAKE	BEACH PARK	60083	12/27/2002	12166	02/04/2005	
Wilshire Credit Corporation	COLES	CHARLESTON	61920	08/04/2004	42000	02/02/2005	
Wilshire Credit Corporation	KANE	AURORA	60506	04/28/2003	20400	02/16/2005	
Wilshire Credit Corporation	MADISON	WOOD RIVER	62095	12/04/2002	45900	07/22/2004	02/21/2005
Wilshire Credit Corporation	COOK	CHICAGO	60628	04/13/2004	19000	02/01/2005	
Wilshire Credit Corporation	COOK	CHICAGO	60609	01/13/2004	144000	02/10/2005	
Wilshire Credit Corporation	COOK	SOUTH HOLLAND	60473	05/06/2004	33350	02/24/2005	
Wilshire Credit Corporation	COOK	CHICAGO	60639	04/23/2004	45000	02/04/2005	
Wilshire Credit Corporation	COOK	CHICAGO	60628	08/02/2004	70500	02/11/2005	
Wilshire Credit Corporation	COOK	SOUTH HOLLAND	60473	03/29/2002	23150	02/16/2005	
Wilshire Credit Corporation	DU PAGE	WILLOWBROOK	60527	07/15/2003	23400	02/01/2005	
Wilshire Credit Corporation	COOK	CHICAGO	60657	04/23/2004	119000	02/14/2005	
Wilshire Credit Corporation	COOK	CHICAGO	60636	11/04/2003	110500	06/25/2004	02/05/2005
Wilshire Credit Corporation	KANE	CARPENTERSVILLE	60110	01/08/2000	25000	02/24/2005	
Wilshire Credit Corporation	COOK	DOLTON	60419	02/05/1999	97600	02/08/2005	
Wilshire Credit Corporation	COOK	CHICAGO	60617	04/16/1999	112500	02/09/2005	
Wilshire Credit Corporation	COOK	MAYWOOD	60153	04/30/2002	43400	02/17/2005	
Wilshire Credit Corporation	COOK	CHICAGO	60615	06/17/2002	10000	02/15/2005	
Wilshire Credit Corporation	COOK	CHICAGO	60628	04/06/1998	55000	01/20/2004	02/16/2005
Wilshire Credit Corporation	COOK	CHICAGO	60629	10/28/1999	20609	02/17/2005	
Wilshire Credit Corporation	LAKE	ROUND LAKE BEACH	60073	09/10/2004	10000	02/24/2005	
Wilshire Credit Corporation	MADISON	WOOD RIVER	62095	10/30/2002	10000	01/20/2005	02/17/2005
Wilshire Credit Corporation	COOK	CHICAGO	60623	10/31/2001	25200	02/03/2005	
Wilshire Credit Corporation	COOK	DOLTON	60419	09/20/2000	85900	11/27/2001	02/28/2005
Wilshire Credit Corporation	COOK	CHICAGO	60636	05/28/2003	48000	02/16/2005	
Wilshire Credit Corporation	COOK	LYNWOOD	60411	06/24/2003	30000	02/01/2005	
Wilshire Credit Corporation	COOK	BERWYN	60402	09/30/2003	43400	02/01/2005	
Wilshire Credit Corporation	MONROE	COLUMBIA	62236	04/18/2003	119000	02/09/2005	
Wilshire Credit Corporation	WINNEBAGO	ROCKTON	61072	01/05/2004	32000	02/03/2005	
Wilshire Credit Corporation	COOK	CHICAGO	60621	10/22/2003	26700	02/11/2005	
Wilshire Credit Corporation	WILL	UNIVERSITY PARK	60466	12/31/2003	30000	01/27/2005	02/23/2005
Wilshire Credit Corporation	LAKE	WAUKEGAN	60085	07/26/2004	233500	02/10/2005	
Wilshire Credit Corporation	GREENE	GREENFIELD	62044	07/30/2004	13400	02/18/2005	
Wilshire Credit Corporation	COOK	CHICAGO	60628	05/17/2001	22000	02/22/2005	
Wilshire Credit Corporation	COOK	CHICAGO	60652	05/01/2001	29000	02/25/2005	
Wilshire Credit Corporation	MCHENRY	WOODSTOCK	60098	12/06/2002	236250	02/24/2005	
Wilshire Credit Corporation	COOK	CALUMET CITY	60409	04/10/2003	22900	02/16/2005	
Wilshire Credit Corporation	LAKE	MUNDELEIN	60060	06/01/1999	105000	02/16/2005	
Wilshire Credit Corporation	COOK	CHICAGO	60628	03/31/2003	20700	02/01/2005	
Wilshire Credit Corporation	COOK	CHICAGO	60620	03/31/2003	84915	02/24/2005	
Wilshire Credit Corporation	COOK	CHICAGO	60620	04/17/2003	100800	02/08/2005	
Wilshire Credit Corporation	COOK	OAK PARK	60302	05/16/2003	53000	02/18/2005	
Wilshire Credit Corporation	COOK	TINLEY PARK	60477	06/25/2003	268000	02/10/2005	
Wilshire Credit Corporation	COOK	RIGHTON PARK	60471	06/23/2004	46000	02/14/2005	
Wilshire Credit Corporation	KANE	AURORA	60505	03/31/2004	25000	02/04/2005	
Wilshire Credit Corporation	COOK	CHICAGO	60645	06/25/2004	26400	02/09/2005	
Wilshire Credit Corporation	COOK	CHICAGO	60639	07/30/2004	261250	02/01/2005	
Wilshire Credit Corporation	MACON	DECATUR	62522	02/09/1999	60000	06/05/2004	02/08/2005
Wilshire Credit Corporation	COOK	MATTESON	60443	09/21/2001	19700	02/18/2005	
Wilshire Credit Corporation	COOK	CHICAGO	60645	06/25/2004	105600	02/09/2005	
Wilshire Credit Corporation	WHITESIDE	STERLING	61081	01/08/2003	73600	09/20/2003	03/03/2005
Wilshire Credit Corporation	COOK	CHICAGO	60623	10/31/2001	25200	03/29/2005	

Statewide Foreclosures for the First Half of 2005

Wilshire Credit Corporation	COOK	BLUE ISLAND	60406	02/27/2003	39000	03/01/2005	
Wilshire Credit Corporation	LAKE	LIBERTYVILLE	60048	09/25/2002	51500	03/07/2005	
Wilshire Credit Corporation	COOK	CHICAGO	60644	01/23/2003	49000	03/28/2005	
Wilshire Credit Corporation	COOK	CHICAGO	60628	12/05/2002	25001	05/17/2004	03/10/2005
Wilshire Credit Corporation	COOK	CHICAGO	60610	05/17/2002	18646	03/31/2005	
Wilshire Credit Corporation	WOODFORD	EUREKA	61530	08/29/2003	23950	03/17/2005	
Wilshire Credit Corporation	COOK	CHICAGO	60645	01/03/2003	361000	03/08/2005	
Wilshire Credit Corporation	LAKE	ROUND LAKE BEACH	60073	04/30/2001	105659	07/14/2004	03/11/2005
Wilshire Credit Corporation	COOK	CHICAGO HEIGHTS	60411	08/28/2003	73600	03/08/2005	
Wilshire Credit Corporation	COOK	OAK FOREST	60452	08/13/2004	23000	03/29/2005	
Wilshire Credit Corporation	COOK	CHICAGO	60634	08/27/2004	84000	03/17/2005	
Wilshire Credit Corporation	SAINT CLAIR	BELLEVILLE	62221	01/02/2002	63000	05/05/2003	03/09/2005
Wilshire Credit Corporation	WILL	JOLIET	60435	04/23/2004	36000	03/16/2005	
Wilshire Credit Corporation	COOK	COUNTRY CLUB HILLS	60478	06/18/2004	13690	03/18/2005	
Wilshire Credit Corporation	WHITESIDE	STERLING	61081	12/24/2002	42250	03/10/2005	
Wilshire Credit Corporation	SAINT CLAIR	FAIRVIEW HEIGHTS	62208	07/20/2004	117000	03/01/2005	
Wilshire Credit Corporation	COOK	STREAMWOOD	60107	04/29/2003	377084	04/08/2004	03/09/2005
Wilshire Credit Corporation	COOK	CHICAGO	60619	10/31/2002	17750	03/01/2005	
Wilshire Credit Corporation	COOK	CHICAGO	60651	02/08/1995	7490	03/18/2005	
Wilshire Credit Corporation	COOK	CHICAGO	60620	04/10/1995	18840	03/22/2005	
Wilshire Credit Corporation	COOK	CHICAGO	60609	01/08/2004	28350	03/24/2005	
Wilshire Credit Corporation	COOK	CHICAGO	60621	10/22/2003	26700	03/15/2005	
Wilshire Credit Corporation	COOK	CHICAGO	60620	11/05/2001	25800	03/04/2005	
Wilshire Credit Corporation	COOK	DOLTON	60419	12/19/2003	16000	03/01/2005	
Wilshire Credit Corporation	KANE	AURORA	60505	05/12/2004	26000	03/21/2005	
Wilshire Credit Corporation	COOK	SOUTH HOLLAND	60473	06/28/2004	28000	03/25/2005	
Wilshire Credit Corporation	COOK	CHICAGO	60620	06/11/2004	48000	03/09/2005	
Wilshire Credit Corporation	COOK	CHICAGO	60640	05/12/2004	29000	03/17/2005	
Wilshire Credit Corporation	LA SALLE	LA SALLE	61301	08/23/2001	5950	02/01/2005	
Wilshire Credit Corporation	COOK	CHICAGO	60638	08/24/2001	43920	02/03/2005	
Wilshire Credit Corporation	LAKE	GRAYSLAKE	60030	06/22/2001	217500	02/16/2005	
Wilshire Credit Corporation	COOK	PARK FOREST	60466	04/13/2001	4990	02/18/2005	
Wilshire Credit Corporation	WILL	JOLIET	60431	02/20/2004	45000	03/30/2005	
Wilshire Credit Corporation	SAINT CLAIR	CAHOKIA	62206	01/30/2001	38500	03/08/2005	
Wilshire Credit Corporation	COOK	CHICAGO	60652	01/17/2003	24400	03/04/2005	
Wilshire Credit Corporation	COOK	CHICAGO	60624	05/23/2003	39000	03/19/2005	
Wilshire Credit Corporation	KANE	ALGONQUIN	60102	09/25/2002	75300	03/01/2005	
Wilshire Credit Corporation	JACKSON	CARBONDALE	62903	10/07/1998	88400	02/29/2004	03/01/2005
Wilshire Credit Corporation	COOK	CHICAGO	60605	07/31/2003	270000	03/08/2005	
Wilshire Credit Corporation	WINNEBAGO	DURAND	61024	03/29/2004	19000	03/24/2005	
Wilshire Credit Corporation	COOK	CHICAGO	60628	06/01/2001	26800	02/17/2005	
Wilshire Credit Corporation	DU PAGE	AURORA	60505	04/30/2002	22011	04/16/2004	03/17/2005
Wilshire Credit Corporation	SAINT CLAIR	BELLEVILLE	62226	10/19/2001	60350	03/25/2005	
Wilshire Credit Corporation	COOK	CICERO	60804	08/24/2004	40600	03/25/2005	
Wilshire Credit Corporation	LAKE	RIVERWOODS	60015	10/11/2002	100000	03/14/2005	
Wilshire Credit Corporation	COOK	CHICAGO	60628	12/05/2002	84999	05/01/2004	03/10/2005
Wilshire Credit Corporation	KNOX	ABINGDON	61410	04/11/2003	45500	07/22/2004	03/17/2005
Wilshire Credit Corporation	COOK	CALUMET CITY	60409	04/10/2003	22900	03/01/2005	
Wilshire Credit Corporation	COOK	BELLWOOD	60104	12/29/2000	25000	03/22/2005	
Wilshire Credit Corporation	COOK	CALUMET CITY	60409	02/05/2003	12150	03/15/2005	
Wilshire Credit Corporation	COOK	CHICAGO	60620	04/10/2003	128000	07/21/2004	03/23/2005
Wilshire Credit Corporation	COOK	CHICAGO	60630	05/14/1987	58500	03/08/2005	
Wilshire Credit Corporation	WILL	BOLINGBROOK	60490	07/08/2004	57000	03/23/2005	
Wilshire Credit Corporation	COOK	CHICAGO	60636	07/07/2004	42000	03/08/2005	
Wilshire Credit Corporation	COOK	CHICAGO	60630	07/26/2004	66000	03/24/2005	
Wilshire Credit Corporation	MARION	CENTRALIA	62801	05/11/1991	26000	03/08/2005	
Wilshire Credit Corporation	COOK	CHICAGO	60623	04/30/2002	23250	06/21/2004	03/15/2005
Wilshire Credit Corporation	COOK	CHICAGO	60619	06/30/1998	87300	06/22/2004	03/23/2005

Statewide Foreclosures for the First Half of 2005

Wilshire Credit Corporation	MCLEAN	NORMAL	61761	11/30/2001	7275	03/02/2005	
Wilshire Credit Corporation	COOK	CHICAGO	60629	10/28/1999	20609	03/15/2005	
Wilshire Credit Corporation	COOK	CHICAGO	60634	08/27/2004	84000	04/22/2005	
Wilshire Credit Corporation	KANKAKEE	KANKAKEE	60901	04/16/2003	52000	07/22/2004	04/18/2005
Wilshire Credit Corporation	COOK	NORTHFIELD	60093	07/09/2004	200000	04/06/2005	
Wilshire Credit Corporation	COOK	PARK FOREST	60466	06/01/2001	25980	03/22/2005	
Wilshire Credit Corporation	WILL	JOLIET	60432	12/17/2001	13800	07/20/2004	03/23/2005
Wilshire Credit Corporation	COOK	PARK FOREST	60466	04/13/2001	4990	03/21/2005	
Wilshire Credit Corporation	COOK	CHICAGO	60636	07/18/2001	14250	03/23/2004	03/03/2005
Wilshire Credit Corporation	COOK	UNIVERSITY PARK	60466	09/13/2001	21400	03/16/2005	
Wilshire Credit Corporation	COOK	MATTESON	60443	02/04/2004	62374	04/30/2005	
Wilshire Credit Corporation	WILL	PLAINFIELD	60544	02/12/2004	45996	04/12/2005	
Wilshire Credit Corporation	COOK	MIDLOTHIAN	60445	01/08/2004	38200	04/09/2005	
Wilshire Credit Corporation	LAKE	LIBERTYVILLE	60048	09/25/2002	51500	04/20/2005	
Wilshire Credit Corporation	WILL	LOCKPORT	60441	04/29/2003	172000	04/12/2005	
Wilshire Credit Corporation	COOK	CHICAGO	60624	12/03/2002	11480	04/08/2005	
Wilshire Credit Corporation	COOK	HAZEL CREST	60429	12/04/2001	15980	03/01/2005	
Wilshire Credit Corporation	COOK	SOUTH HOLLAND	60473	06/28/2004	112000	03/25/2005	
Wilshire Credit Corporation	DU PAGE	NAPERVILLE	60565	04/18/2003	463200	01/29/2004	03/03/2005
Wilshire Credit Corporation	COOK	CHICAGO	60624	07/27/2004	6500	03/31/2005	
Wilshire Credit Corporation	CLINTON	KEYESPORT	62253	08/19/2004	55650	03/15/2005	
Wilshire Credit Corporation	COOK	CHICAGO	60636	08/16/2004	88000	03/15/2005	
Wilshire Credit Corporation	COOK	CHICAGO	60651	08/19/2004	372000	03/15/2005	
Wilshire Credit Corporation	COOK	CHICAGO	60660	05/24/2004	195000	03/25/2005	
Wilshire Credit Corporation	DU PAGE	NAPERVILLE	60540	07/29/2004	20910	03/09/2005	
Wilshire Credit Corporation	COOK	PARK FOREST	60466	06/28/2002	21800	03/04/2005	
Wilshire Credit Corporation	JO DAVIESS	GALENA	61036	08/07/2001	290000	06/12/2003	03/28/2005
Wilshire Credit Corporation	DU PAGE	GLENDALE HEIGHTS	60139	07/30/2004	138578	03/08/2005	
Wilshire Credit Corporation	COOK	CHICAGO	60610	03/26/2004	117900	03/23/2005	
Wilshire Credit Corporation	WILL	ROMEDEVILLE	60446	02/25/2002	29600	03/28/2005	
Wilshire Credit Corporation	COOK	PALATINE	60074	06/24/2004	238000	03/10/2005	
Wilshire Credit Corporation	COOK	CHICAGO	60643	12/01/2003	79200	07/01/2004	03/08/2005
Wilshire Credit Corporation	WILLIAMSON	HERRIN	62948	03/03/1999	42800	03/08/2005	
Wilshire Credit Corporation	NULL	ST FRANCISVILLE	62460	06/11/1996	37900	03/25/2005	
Wilshire Credit Corporation	COOK	SKOKIE	60077	10/25/2000	209700	03/01/2005	
Wilshire Credit Corporation	RICHLAND	CLAREMONT	62421	12/26/2002	290500	07/28/2004	04/19/2005
Wilshire Credit Corporation	COOK	CHICAGO	60643	04/27/2004	15800	04/11/2005	
Wilshire Credit Corporation	SAINT CLAIR	BELLEVILLE	62221	05/28/2004	25000	04/19/2005	
Wilshire Credit Corporation	WILL	ROMEDEVILLE	60446	02/25/2002	29600	04/27/2005	
Wilshire Credit Corporation	COOK	ELMWOOD PARK	60707	05/12/2004	81000	04/06/2005	
Wilshire Credit Corporation	ROCK ISLAND	ROCK ISLAND	61201	07/15/2004	44800	04/27/2005	
Wilshire Credit Corporation	COOK	MATTESON	60443	08/16/2004	273099	04/01/2005	
Wilshire Credit Corporation	COOK	CHICAGO	60649	04/26/1999	127500	04/01/2005	
Wilshire Credit Corporation	COOK	COUNTRY CLUB HILLS	60478	01/04/2002	10000	04/27/2005	
Wilshire Credit Corporation	KENDALL	YORKVILLE	60560	12/10/2003	40400	04/25/2005	
Wilshire Credit Corporation	KANE	AURORA	60506	08/09/2004	35500	04/18/2005	
Wilshire Credit Corporation	MCHENRY	RICHMOND	60071	09/30/2003	56000	04/12/2005	
Wilshire Credit Corporation	COOK	CHICAGO	60632	07/01/2003	201450	08/11/2004	04/21/2005
Wilshire Credit Corporation	DU PAGE	WHEATON	60187	11/07/2003	12006	04/27/2005	
Wilshire Credit Corporation	COOK	HARVEY	60426	09/29/2003	120000	04/07/2005	
Wilshire Credit Corporation	COOK	OAK PARK	60302	08/06/2004	54180	04/19/2005	
Wilshire Credit Corporation	MCHENRY	MCHENRY	60050	12/19/2003	114750	08/08/2004	04/22/2005
Wilshire Credit Corporation	DU PAGE	WILLOWBROOK	60527	03/24/2000	187500	07/23/2004	04/28/2005
Wilshire Credit Corporation	KANE	AURORA	60506	12/01/2003	124000	08/19/2004	04/27/2005
Wilshire Credit Corporation	COOK	CHICAGO	60653	11/19/2002	35000	04/13/2005	
Wilshire Credit Corporation	COOK	CALUMET CITY	60409	02/05/2003	12150	04/08/2005	
Wilshire Credit Corporation	COOK	CHICAGO	60644	01/23/2003	49000	04/11/2005	
Wilshire Credit Corporation	COOK	CHICAGO	60655	04/11/2003	33980	04/14/2005	

Statewide Foreclosures for the First Half of 2005

Wilshire Credit Corporation	LA SALLE	DANA	61321	06/30/2003	76500	06/21/2004	04/06/2005
Wilshire Credit Corporation	WILL	MOKENA	60448	05/30/2003	13100	04/27/2005	
Wilshire Credit Corporation	KANE	ELGIN	60120	05/08/2003	33000	04/07/2005	
Wilshire Credit Corporation	SAINT CLAIR	BELLEVILLE	62226	07/19/1999	26600	04/14/2005	
Wilshire Credit Corporation	COOK	CHICAGO	60628	04/30/2003	87920	07/21/2004	04/06/2005
Wilshire Credit Corporation	WILL	ROMEOVILLE	60446	04/21/2003	141000	04/22/2005	
Wilshire Credit Corporation	COOK	MOUNT PROSPECT	60056	04/07/2003	153500	04/01/2005	
Wilshire Credit Corporation	DU PAGE	HANOVER PARK	60133	11/17/2003	43800	04/18/2005	
Wilshire Credit Corporation	COOK	CHICAGO	60656	03/26/2004	202500	04/01/2005	
Wilshire Credit Corporation	COOK	CHICAGO	60615	08/10/2004	38800	04/01/2005	
Wilshire Credit Corporation	COOK	HARVEY	60426	09/28/2001	15400	04/05/2005	
Wilshire Credit Corporation	COOK	CHICAGO	60617	08/03/2001	14900	04/18/2005	
Wilshire Credit Corporation	MARION	SALEM	62881	04/08/2003	56000	04/28/2004	04/28/2005
Wilshire Credit Corporation	COOK	LYNWOOD	60411	04/10/2003	52000	04/11/2005	
Wilshire Credit Corporation	COOK	CHICAGO	60655	04/11/2003	135920	04/14/2005	
Wilshire Credit Corporation	COOK	CHICAGO	60632	05/28/2004	46400	04/18/2005	
Wilshire Credit Corporation	COOK	HAZEL CREST	60429	12/04/2001	15980	04/25/2005	
Wilshire Credit Corporation	DU PAGE	DOWNERS GROVE	60515	02/26/2002	34500	04/20/2005	
Wilshire Credit Corporation	COOK	CHICAGO	60644	08/26/2002	38000	02/24/2004	05/18/2005
Wilshire Credit Corporation	WILL	PLAINFIELD	60544	09/03/2004	51200	05/12/2005	
Wilshire Credit Corporation	COOK	LANSING	60438	10/24/2002	29500	05/20/2005	
Wilshire Credit Corporation	KENDALL	YORKVILLE	60560	12/10/2003	40400	05/13/2005	
Wilshire Credit Corporation	COOK	POSEN	60469	04/01/2004	83000	05/27/2005	
Wilshire Credit Corporation	MCHENRY	WONDER LAKE	60097	03/06/2002	30000	05/18/2005	
Wilshire Credit Corporation	COOK	WESTCHESTER	60154	03/29/2004	55000	05/12/2005	
Wilshire Credit Corporation	WHITESIDE	ROCK FALLS	61071	10/31/2002	11600	05/16/2005	
Wilshire Credit Corporation	COOK	CHICAGO	60636	11/25/2002	25500	11/17/2004	05/18/2005
Wilshire Credit Corporation	MCHENRY	LAKE IN THE HILLS	60156	04/22/2003	35200	05/03/2005	
Wilshire Credit Corporation	WILL	ROMEOVILLE	60446	01/22/2004	24200	05/26/2005	
Wilshire Credit Corporation	COOK	CHICAGO	60617	06/27/2003	113050	01/26/2004	05/23/2005
Wilshire Credit Corporation	MCLEAN	NORMAL	61761	04/24/2003	89250	05/19/2005	
Wilshire Credit Corporation	COOK	CICERO	60804	07/30/2004	204000	05/17/2005	
Wilshire Credit Corporation	MADISON	GRANITE CITY	62040	07/16/2004	44800	05/17/2005	
Wilshire Credit Corporation	KANE	ELGIN	60120	06/29/2004	26400	05/13/2005	
Wilshire Credit Corporation	COOK	SKOKIE	60076	04/30/2004	61200	05/13/2005	
Wilshire Credit Corporation	DU PAGE	HINSDALE	60521	05/29/1998	294100	04/11/2005	
Wilshire Credit Corporation	COOK	CHICAGO	60653	10/30/2003	57000	04/28/2005	
Wilshire Credit Corporation	DU PAGE	AURORA	60504	05/28/2004	32380	04/22/2005	
Wilshire Credit Corporation	COOK	LANSING	60438	05/30/2001	27200	04/08/2005	
Wilshire Credit Corporation	COOK	UNIVERSITY PARK	60466	09/13/2001	21400	04/18/2005	
Wilshire Credit Corporation	COOK	MIDLOTHIAN	60445	01/08/2004	38200	05/18/2005	
Wilshire Credit Corporation	COOK	CHICAGO	60643	09/23/2004	32600	04/11/2005	
Wilshire Credit Corporation	SAINT CLAIR	FAIRVIEW HEIGHTS	62208	12/19/2003	136425	11/10/2004	05/11/2005
Wilshire Credit Corporation	FULTON	SMITHFIELD	61477	03/26/2004	77900	05/13/2005	
Wilshire Credit Corporation	COOK	HOMEWOOD	60430	08/10/2004	59000	04/09/2005	
Wilshire Credit Corporation	COOK	CHICAGO	60628	12/07/2000	29250	04/05/2005	
Wilshire Credit Corporation	KANE	CARPENTERSVILLE	60110	02/23/2004	28000	05/17/2005	
Wilshire Credit Corporation	COOK	SAUK VILLAGE	60411	05/16/2002	22000	05/16/2005	
Wilshire Credit Corporation	COOK	CHICAGO	60630	06/23/2004	65000	05/20/2005	
Wilshire Credit Corporation	COOK	CHICAGO	60613	06/17/1994	6211	05/05/2005	
Wilshire Credit Corporation	COOK	CHICAGO	60827	02/05/2003	41250	05/17/2004	05/02/2005
Wilshire Credit Corporation	UNION	ANNA	62906	06/25/2004	86000	05/19/2005	
Wilshire Credit Corporation	COOK	DOLTON	60419	09/23/1998	71513	05/28/2004	05/04/2005
Wilshire Credit Corporation	DU PAGE	DOWNERS GROVE	60515	02/26/2002	34500	05/23/2005	
Wilshire Credit Corporation	COOK	CHICAGO	60619	03/16/2004	48000	06/08/2005	
Wilshire Credit Corporation	COOK	CHICAGO	60628	12/30/2003	81000	05/12/2005	
Wilshire Credit Corporation	KANE	ELGIN	60120	12/02/2002	108300	05/10/2004	05/12/2005
Wilshire Credit Corporation	COOK	CHICAGO	60628	12/05/2002	84999	05/01/2004	05/26/2005

Statewide Foreclosures for the First Half of 2005

Wilshire Credit Corporation	COOK	CHICAGO	60621	03/31/2003	42750	05/20/2005	
Wilshire Credit Corporation	SAINT CLAIR	LEBANON	62254	06/05/2003	118800	06/24/2004	05/11/2005
Wilshire Credit Corporation	KNOX	WILLIAMSFIELD	61489	04/27/2000	52000	07/12/2004	05/18/2005
Wilshire Credit Corporation	KANE	ELGIN	60120	06/29/2004	105600	05/13/2005	
Wilshire Credit Corporation	COOK	CHICAGO	60632	05/28/2004	46400	05/27/2005	
Wilshire Credit Corporation	COOK	RIGHTON PARK	60471	06/23/2004	46000	05/09/2005	
Wilshire Credit Corporation	WILL	BOLINGBROOK	60490	12/21/2001	338400	09/10/2004	05/04/2005
Wilshire Credit Corporation	DU PAGE	NAPERVILLE	60540	07/29/2004	20910	05/09/2005	
Wilshire Credit Corporation	WILL	ROMEORVILLE	60446	02/25/2002	29600	05/03/2005	
Wilshire Credit Corporation	COOK	CHICAGO	60638	10/11/2004	210600	05/19/2005	
Wilshire Credit Corporation	COOK	CHICAGO	60610	05/17/2002	18646	05/18/2005	
Wilshire Credit Corporation	DE KALB	CORTLAND	60112	11/08/2002	34400	05/16/2005	
Wilshire Credit Corporation	COOK	DOLTON	60419	01/06/1995	10700	05/31/2005	
Wilshire Credit Corporation	COOK	CHICAGO	60644	04/05/1996	15000	05/19/2005	
Wilshire Credit Corporation	COOK	CHICAGO	60651	02/08/1995	7490	05/09/2005	
Wilshire Credit Corporation	COOK	LYNWOOD	60411	02/22/2002	26500	05/17/2005	
Wilshire Credit Corporation	COOK	CHICAGO	60636	10/30/2003	141300	07/22/2004	05/26/2005
Wilshire Credit Corporation	MADISON	COTTAGE HILLS	62018	10/30/2003	48875	05/12/2005	
Wilshire Credit Corporation	COOK	SOUTH HOLLAND	60473	03/29/2002	23150	05/18/2005	
Wilshire Credit Corporation	VERMILION	HOOPESTON	60942	03/01/2001	56119	09/21/2004	05/26/2005
Wilshire Credit Corporation	COOK	CHICAGO	60617	07/26/2004	160000	05/13/2005	
Wilshire Credit Corporation	COOK	DOLTON	60419	01/07/2002	22800	05/10/2005	
Wilshire Credit Corporation	MADISON	EDWARDSVILLE	62025	02/25/2004	86450	05/27/2005	
Wilshire Credit Corporation	COOK	NORTHBROOK	60062	08/06/2004	70350	05/20/2005	
Wilshire Credit Corporation	LAKE	ROUND LAKE BEACH	60073	04/30/2004	26000	05/04/2005	
Wilshire Credit Corporation	COOK	SCHAUMBURG	60173	05/11/2004	108000	05/13/2005	
Wilshire Credit Corporation	COOK	BELLWOOD	60104	12/29/2000	25000	03/22/2005	06/15/2005
Wilshire Credit Corporation	COOK	CHICAGO	60629	04/04/2003	115600	11/07/2003	06/06/2005
Wilshire Credit Corporation	COOK	CHICAGO	60647	04/29/2003	125000	01/02/2004	06/21/2005
Wilshire Credit Corporation	KANKAKEE	KANKAKEE	60901	03/10/2004	26400	06/10/2005	
Wilshire Credit Corporation	COOK	CHICAGO	60640	05/12/2004	29000	06/30/2005	
Wilshire Credit Corporation	LAKE	ROUND LAKE BEACH	60073	04/30/2004	26000	06/29/2005	
Wilshire Credit Corporation	COOK	CHICAGO	60617	08/03/2001	14900	06/15/2005	
Wilshire Credit Corporation	COOK	CHICAGO	60628	03/31/2003	20700	02/01/2005	06/22/2005
Wilshire Credit Corporation	DU PAGE	DOWNERS GROVE	60516	06/30/2003	140800	09/20/2004	06/16/2005
Wilshire Credit Corporation	COOK	CHICAGO	60653	12/01/2003	43000	06/17/2005	
Wilshire Credit Corporation	KANE	AURORA	60506	08/09/2004	35500	06/30/2005	
Wilshire Credit Corporation	COOK	CALUMET CITY	60409	07/23/2003	65591	06/20/2005	
Wilshire Credit Corporation	COOK	STREAMWOOD	60107	07/22/2004	314900	06/29/2005	
Wilshire Credit Corporation	COOK	NORTHBROOK	60062	08/06/2004	70350	06/03/2005	
Wilshire Credit Corporation	COOK	RIGHTON PARK	60471	12/21/2004	152000	06/29/2005	
Wilshire Credit Corporation	COOK	SAUK VILLAGE	60411	10/24/2003	135000	06/10/2005	04/12/2005
Wilshire Credit Corporation	COOK	HAZEL CREST	60429	12/23/2004	27600	06/28/2005	
Wilshire Credit Corporation	COOK	CHICAGO	60649	12/15/2004	260000	06/14/2005	
Wilshire Credit Corporation	WHITESIDE	FULTON	61252	07/23/2004	91500	06/15/2005	
Wilshire Credit Corporation	COOK	CHICAGO	60628	12/18/2000	113250	05/11/2005	
Wilshire Credit Corporation	COOK	CHICAGO	60624	08/23/2004	7000	05/20/2005	
Wilshire Credit Corporation	COOK	GLENWOOD	60425	08/30/2004	18000	05/18/2005	
Wilshire Credit Corporation	COOK	MIDLOTHIAN	60445	01/21/1998	35000	09/20/2004	05/04/2005
Wilshire Credit Corporation	MCHENRY	MCHENRY	60050	08/31/2004	35200	05/20/2005	
Wilshire Credit Corporation	COOK	GLENWOOD	60425	03/07/2001	24400	05/27/2005	
Wilshire Credit Corporation	COOK	CHICAGO	60621	01/16/2004	28600	06/24/2005	
Wilshire Credit Corporation	COOK	CHICAGO	60617	04/08/2002	13500	10/12/2004	06/28/2005
Wilshire Credit Corporation	COOK	RIGHTON PARK	60471	12/05/2002	100300	08/19/2004	06/02/2005
Wilshire Credit Corporation	COOK	CHICAGO	60623	10/31/2001	25200	06/24/2005	
Wilshire Credit Corporation	COOK	DOLTON	60419	10/15/2002	22000	06/15/2005	
Wilshire Credit Corporation	COOK	RIGHTON PARK	60471	12/04/2002	272000	09/17/2003	06/07/2005
Wilshire Credit Corporation	LAKE	VERNON HILLS	60061	08/16/2004	128000	05/17/2005	

Statewide Foreclosures for the First Half of 2005

Wilshire Credit Corporation	MCHENRY	ALGONQUIN	60102	10/05/1999	36250	05/09/2005	
Wilshire Credit Corporation	COOK	WESTCHESTER	60154	06/18/2001	66500	05/27/2005	
Wilshire Credit Corporation	COOK	CHICAGO	60649	09/20/2004	10000	06/17/2005	
Wilshire Credit Corporation	COOK	CHICAGO	60659	05/30/2002	25000	06/28/2005	
Wilshire Credit Corporation	COOK	HAZEL CREST	60429	12/23/2004	110400	06/28/2005	
Wilshire Credit Corporation	COOK	SCHILLER PARK	60176	08/20/2004	4950	06/16/2005	
Wilshire Credit Corporation	COOK	MAYWOOD	60153	04/30/2002	43400	02/17/2005	06/21/2005
Wilshire Credit Corporation	COOK	CHICAGO	60619	03/31/1999	87914	06/15/2005	
Wilshire Credit Corporation	COOK	CHICAGO	60618	11/05/2004	77800	06/29/2005	
Wilshire Credit Corporation	COOK	GLENVIEW	60025	11/28/1995	308800	06/14/2005	
Wilshire Credit Corporation	MCHENRY	MCHENRY	60050	08/31/2004	35200	06/29/2005	
Wilshire Credit Corporation	COOK	CHICAGO	60617	12/02/1998	73950	06/28/2005	
Wilshire Credit Corporation	COOK	FLOSSMOOR	60422	08/26/2004	63600	06/30/2005	
Wilshire Credit Corporation	MADISON	EAST ALTON	62024	02/21/2003	40000	09/23/2004	06/23/2005
Wilshire Credit Corporation	COOK	CHICAGO	60634	08/18/2003	57400	09/14/2004	06/08/2005
Wilshire Credit Corporation	WILL	PLAINFIELD	60544	02/08/2002	11814	04/01/2004	06/01/2005
Wilshire Credit Corporation	COOK	LYNWOOD	60411	02/22/2002	26500	06/15/2005	
Wilshire Credit Corporation	COOK	CHICAGO	60615	08/22/2003	36750	01/28/2005	06/01/2005
Wilshire Credit Corporation	LAWRENCE	LAWRENCEVILLE	62439	02/22/2001	41956	08/09/2004	06/16/2005
Wilshire Credit Corporation	COOK	MAYWOOD	60153	06/25/2003	108750	07/21/2004	06/27/2005
Wilshire Credit Corporation	COOK	DES PLAINES	60018	07/07/2003	212000	06/10/2005	
Wilshire Credit Corporation	WILL	ROMEVILLE	60446	01/22/2004	24200	06/30/2005	
Wilshire Credit Corporation	COOK	CHICAGO	60620	08/13/2004	10750	06/13/2005	
Wilshire Credit Corporation	COOK	CHICAGO	60649	11/12/2004	144000	06/29/2005	
Wilshire Credit Corporation	LEE	PAW PAW	61353	01/26/2004	130900	12/14/2004	06/22/2005
Wilshire Credit Corporation	COOK	CHICAGO	60649	11/12/2004	36000	06/29/2005	
Wilshire Credit Corporation	COOK	CHICAGO	60652	12/21/2004	200000	06/14/2005	
Wilshire Credit Corporation	PEORIA	PEORIA	61614	02/18/1992	11350	06/29/2005	
Wilshire Credit Corporation	COOK	CHICAGO	60653	10/30/2003	57000	06/30/2005	
Wilshire Credit Corporation	COOK	BELLWOOD	60104	12/13/2002	30000	11/06/2004	06/13/2005
Wilshire Credit Corporation	COOK	CHICAGO	60639	04/21/2004	49000	06/24/2005	
Wilshire Credit Corporation	COOK	ELMWOOD PARK	60707	05/12/2004	81000	06/25/2005	
Wilshire Credit Corporation	COOK	CHICAGO	60624	08/23/2004	7000	06/25/2005	
Wilshire Credit Corporation	COOK	CHICAGO	60609	12/02/2004	108000	06/14/2005	
Wilshire Credit Corporation	COOK	PARK FOREST	60466	06/01/2001	25980	06/25/2005	
Wilshire Credit Corporation	COOK	CHICAGO	60628	05/26/2001	74000	06/13/2005	
Wilshire Credit Corporation	COOK	CHICAGO	60644	05/02/2001	7000	06/16/2005	
Wilshire Credit Corporation	COOK	RIVERDALE	60827	10/24/2001	33000	06/16/2005	
Wilshire Credit Corporation	COOK	CHICAGO	60644	11/02/2004	140250	06/02/2005	
Wilshire Credit Corporation	KNOX	GALESBURG	61401	03/14/2002	3250	06/28/2005	
Wilshire Credit Corporation	SAINT CLAIR	EAST SAINT LOUIS	62201	03/28/2003	52200	12/22/2004	
Wilshire Credit Corporation	COOK	COUNTRY CLUB HILLS	60478	01/04/2002	10000	06/15/2005	
Wilshire Credit Corporation	LAKE	FOX LAKE	60020	12/23/2003	144400	12/28/2004	
Wilshire Credit Corporation	MCHENRY	HOLIDAY HILLS	60051	01/08/2004	32000	12/31/2004	
Wilshire Credit Corporation	COOK	CHICAGO	60647	04/21/2003	107000	12/29/2004	
Wilshire Credit Corporation	COOK	MAYWOOD	60153	04/30/2002	43400	02/17/2005	06/21/2005
Wilshire Credit Corporation	COOK	CHICAGO	60619	03/31/1999	87914	06/15/2005	
Wilshire Credit Corporation	COOK	CHICAGO	60618	11/05/2004	77800	06/29/2005	
Wilshire Credit Corporation	COOK	GLENVIEW	60025	11/28/1995	308800	06/14/2005	
Wilshire Credit Corporation	MCHENRY	MCHENRY	60050	08/31/2004	35200	06/29/2005	
Wilshire Credit Corporation	COOK	CHICAGO	60617	12/02/1998	73950	06/28/2005	
Wilshire Credit Corporation	COOK	FLOSSMOOR	60422	08/26/2004	63600	06/30/2005	
Wilshire Credit Corporation	MADISON	EAST ALTON	62024	02/21/2003	40000	09/23/2004	06/23/2005
Wilshire Credit Corporation	COOK	CHICAGO	60634	08/18/2003	57400	09/14/2004	06/08/2005
Wilshire Credit Corporation	WILL	PLAINFIELD	60544	02/08/2002	11814	04/01/2004	06/01/2005
Wilshire Credit Corporation	COOK	LYNWOOD	60411	02/22/2002	26500	06/15/2005	
Wilshire Credit Corporation	COOK	CHICAGO	60615	08/22/2003	36750	01/28/2005	06/01/2005
Wilshire Credit Corporation	LAWRENCE	LAWRENCEVILLE	62439	02/22/2001	41956	08/09/2004	06/16/2005

Statewide Foreclosures for the First Half of 2005

Wilshire Credit Corporation	COOK	MAYWOOD	60153	06/25/2003	108750	07/21/2004	06/27/2005
Wilshire Credit Corporation	COOK	DES PLAINES	60018	07/07/2003	212000	06/10/2005	
Wilshire Credit Corporation	WILL	ROMEDEVILLE	60446	01/22/2004	24200	06/30/2005	
Wilshire Credit Corporation	COOK	CHICAGO	60620	08/13/2004	10750	06/13/2005	
Wilshire Credit Corporation	COOK	CHICAGO	60649	11/12/2004	144000	06/29/2005	
Wilshire Credit Corporation	LEE	PAW PAW	61353	01/26/2004	130900	12/14/2004	06/22/2005
Wilshire Credit Corporation	COOK	CHICAGO	60649	11/12/2004	36000	06/29/2005	
Wilshire Credit Corporation	COOK	CHICAGO	60652	12/21/2004	200000	06/14/2005	
Wilshire Credit Corporation	PEORIA	PEORIA	61614	02/18/1992	11350	06/29/2005	
Wilshire Credit Corporation	COOK	CHICAGO	60653	10/30/2003	57000	06/30/2005	
Wilshire Credit Corporation	COOK	BELLWOOD	60104	12/13/2002	30000	11/06/2004	06/13/2005
Wilshire Credit Corporation	COOK	CHICAGO	60639	04/21/2004	49000	06/24/2005	
Wilshire Credit Corporation	COOK	ELMWOOD PARK	60707	05/12/2004	81000	06/25/2005	
Wilshire Credit Corporation	COOK	CHICAGO	60624	08/23/2004	7000	06/25/2005	
Wilshire Credit Corporation	COOK	CHICAGO	60609	12/02/2004	108000	06/14/2005	
Wilshire Credit Corporation	COOK	PARK FOREST	60466	06/01/2001	25980	06/25/2005	
Wilshire Credit Corporation	COOK	CHICAGO	60628	05/26/2001	74000	06/13/2005	
Wilshire Credit Corporation	COOK	CHICAGO	60644	05/02/2001	7000	06/16/2005	
Wilshire Credit Corporation	COOK	RIVERDALE	60827	10/24/2001	33000	06/16/2005	
Wilshire Credit Corporation	COOK	CHICAGO	60644	11/02/2004	140250	06/02/2005	
Wilshire Credit Corporation	KNOX	GALESBURG	61401	03/14/2002	3250	06/28/2005	
Wilshire Credit Corporation	SAINT CLAIR	EAST SAINT LOUIS	62201	03/28/2003	52200	12/22/2004	
Wilshire Credit Corporation	COOK	COUNTRY CLUB HILLS	60478	01/04/2002	10000	06/15/2005	
Wilshire Credit Corporation	LAKE	FOX LAKE	60020	12/23/2003	144400	12/28/2004	
Wilshire Credit Corporation	MCHENRY	HOLIDAY HILLS	60051	01/08/2004	32000	12/31/2004	
Wilshire Credit Corporation	COOK	CHICAGO	60647	04/21/2003	107000	12/29/2004	
WMC Mortgage Corp.	Will	Joliet	60431	01/28/1998	61200	02/16/2005	
WMC Mortgage Corp.	Cook	Chicago	60647	07/21/1998	53000	01/10/2005	01/31/2005
WMC Mortgage Corp.	Madison	Madison	62060	08/14/1998	51040	02/14/2005	

Statewide Foreclosures for the Second Half of 2005

Institution Name	County	City	Zip	Loan Date	Loan Amount	Filing Date	Close Date
1stPalm Financial Services, LLC	Cook	Maywood	61053	09/04/2001	157,829	08/08/2005	
Accredited Home Lenders, Inc.	McHenry	Crystal Lake	60014	12/30/2004	142,800	08/04/2005	
Accredited Home Lenders, Inc.	McHenry	Crystal Lake	60014	02/04/2005	171,600	08/12/2005	
Accredited Home Lenders, Inc.	McHenry	Crystal Lake	60015	12/04/2003	122,500	07/07/2005	
Accredited Home Lenders, Inc.	Cook	Des Plaines	60016	03/07/2003	103,200	12/28/2005	
Accredited Home Lenders, Inc.	Lake	Libertyville	60048	09/25/2002	376,000	02/08/2005	
Accredited Home Lenders, Inc.	McHenry	McHenry	60050	06/24/2003	160,000	03/14/2005	12/05/2005
Accredited Home Lenders, Inc.	Cook	Morton Grove	60053	06/11/2002	124,000	07/12/2005	
Accredited Home Lenders, Inc.	Cook	Inverness	60067	10/26/2004	336,000	04/01/2005	
Accredited Home Lenders, Inc.	Lake	Lake Beach	60073	08/24/2004	193,700	12/09/2005	
Accredited Home Lenders, Inc.	Lake	Round Lake	60073	07/19/2004	107,100	02/28/2005	
Accredited Home Lenders, Inc.	Lake	Round Lake	60073	07/19/2004	12,600	02/28/2005	
Accredited Home Lenders, Inc.	Lake	Round Lake	60073	06/04/2003	161,100	08/22/2005	
Accredited Home Lenders, Inc.	McHenry	Spring Grove	60081	12/07/2004	304,000	10/14/2005	
Accredited Home Lenders, Inc.	Lake	Spring Grove	60081	11/03/2004	271,200	12/09/2005	
Accredited Home Lenders, Inc.	Lake	Waukegan	60085	06/13/2005	148,000	12/14/2005	
Accredited Home Lenders, Inc.	Lake	Waukegan	60087	06/24/2004	112,000	03/18/2005	
Accredited Home Lenders, Inc.	Cook	Wheeling	60090	06/15/2005	203,200	12/20/2005	
Accredited Home Lenders, Inc.	Lake	Zion	60099	07/15/2004	162,000	08/16/2005	
Accredited Home Lenders, Inc.	Kane	Elgin	60120	04/25/2005	182,750	09/15/2005	
Accredited Home Lenders, Inc.	Kane	Elgin	60123	09/24/2004	212,800	04/13/2005	
Accredited Home Lenders, Inc.	DuPage	Glen Ellen	60137	08/11/2004	320,000	07/08/2005	
Accredited Home Lenders, Inc.	McHenry	Marengo	60152	09/10/2004	140,000	08/05/2005	
Accredited Home Lenders, Inc.	DuPage	Carol Stream	60188	06/23/2005	162,000	11/23/2005	
Accredited Home Lenders, Inc.	Cook	Berwyn	60402	07/25/2005	228,000	12/22/2005	
Accredited Home Lenders, Inc.	Cook	Blue Island	60406	06/23/2005	105,000	12/22/2005	
Accredited Home Lenders, Inc.	Cook	Harvey	60426	06/06/2005	100,000	11/08/2005	
Accredited Home Lenders, Inc.	Cook	Markham	60426	02/12/2004	110,000	01/07/2005	
Accredited Home Lenders, Inc.	Cook	Markham	60426	02/12/2005	110,000	01/07/2005	09/22/2005
Accredited Home Lenders, Inc.	Cook	Homewood	60430	06/03/2002	180,000	11/11/2003	02/25/2005
Accredited Home Lenders, Inc.	Will	Joliet	60432	03/27/2003	85,000	02/16/2004	01/04/2005
Accredited Home Lenders, Inc.	Cook	Lansing	60438	08/23/2004	128,800	07/21/2005	
Accredited Home Lenders, Inc.	Cook	Midlothian	60445	06/20/2005	189,600	11/08/2005	
Accredited Home Lenders, Inc.	Will	New Lenox	60451	11/21/2003	228,000	01/18/2005	
Accredited Home Lenders, Inc.	Cook	Oak Lawn	60453	12/29/2004	355,500	09/23/2005	
Accredited Home Lenders, Inc.	Cook	South Holland	60473	08/30/2004	151,200	11/28/2005	
Accredited Home Lenders, Inc.	Cook	Country Club Hills	60478	10/25/1999	99,450	02/23/2005	
Accredited Home Lenders, Inc.	Will	Homer Glen	60491	05/03/2005	340,000	09/14/2005	
Accredited Home Lenders, Inc.	Kane	Aurora	60505	03/25/2005	127,000	10/19/2005	
Accredited Home Lenders, Inc.	Kendall	Oswego	60543	06/24/2003	123,600	06/15/2005	

Statewide Foreclosures for the Second Half of 2005

Institution Name	County	City	Zip	Loan Date	Loan Amount	Filing Date	Close Date
Accredited Home Lenders, Inc.	Will	PLAINFIELD	60544	07/22/2004	143,000	08/18/2005	
Accredited Home Lenders, Inc.	DuPage	Darien	60561	12/23/2003	248,000	05/23/2005	
Accredited Home Lenders, Inc.	DuPage	Naperville	60563	01/20/2005	256,000	10/18/2005	
Accredited Home Lenders, Inc.	Cook	Chicago	60605	10/24/2002	348,000	05/17/2004	09/23/2005
Accredited Home Lenders, Inc.	Cook	Chicago	60612	08/23/2005	220,150	12/22/2005	
Accredited Home Lenders, Inc.	Cook	Chicago	60615	02/25/2004	256,000	02/28/2005	
Accredited Home Lenders, Inc.	Cook	Chicago	60615	02/25/2004	64,000	02/28/2005	
Accredited Home Lenders, Inc.	Cook	Chicago	60615	11/19/2004	140,000	05/11/2005	
Accredited Home Lenders, Inc.	Cook	Chicago	60615	12/03/2004	208,000	05/17/2005	
Accredited Home Lenders, Inc.	Cook	Chicago	60617	09/24/2004	121,500	07/14/2005	
Accredited Home Lenders, Inc.	Cook	Chicago	60619	05/13/2004	119,000	10/15/2004	04/22/2005
Accredited Home Lenders, Inc.	Cook	Chicago	60619	04/11/2002	100,000	01/17/2005	12/06/2005
Accredited Home Lenders, Inc.	Cook	Chicago	60620	09/25/2003	200,000	09/28/2004	05/31/2005
Accredited Home Lenders, Inc.	Cook	Chicago	60620	06/08/2004	146,500	04/14/2005	
Accredited Home Lenders, Inc.	Cook	Chicago	60620	02/25/2005	112,000	06/16/2005	
Accredited Home Lenders, Inc.	Cook	Chicago	60620	08/19/2005	130,320	12/12/2005	
Accredited Home Lenders, Inc.	Cook	Chicago	60621	09/14/2000	58,500	06/14/2005	
Accredited Home Lenders, Inc.	Cook	Chicago	60623	12/07/2004	161,000	10/24/2005	
Accredited Home Lenders, Inc.	Cook	Chicago	60624	11/26/2003	252,000	05/24/2004	05/27/2005
Accredited Home Lenders, Inc.	Cook	Chicago	60624	06/24/2004	73,950	03/23/2005	
Accredited Home Lenders, Inc.	Cook	Chicago	60625	09/23/2003	259,200	08/23/2005	
Accredited Home Lenders, Inc.	Cook	Chicago	60625	08/27/2003	317,600	10/13/2005	
Accredited Home Lenders, Inc.	Cook	Chicago	60628	10/05/1999	57,750	01/26/2005	
Accredited Home Lenders, Inc.	Cook	Chicago	60628	10/05/1999	60,000	01/26/2005	
Accredited Home Lenders, Inc.	Cook	Chicago	60628	10/08/2004	220,500	03/11/2005	
Accredited Home Lenders, Inc.	Cook	Chicago	60628	06/27/2005	99,200	11/21/2005	
Accredited Home Lenders, Inc.	Cook	Chicago	60629	06/13/2003	165,000	02/11/2005	
Accredited Home Lenders, Inc.	Cook	Chicago	60629	06/28/2004	252,000	02/22/2005	
Accredited Home Lenders, Inc.	Cook	Chicago	60629	11/15/1999	79,800	03/14/2005	
Accredited Home Lenders, Inc.	Cook	Chicago	60629	12/13/2004	173,600	05/24/2005	
Accredited Home Lenders, Inc.	Cook	Chicago	60629	12/13/2004	43,400	05/24/2005	
Accredited Home Lenders, Inc.	Cook	Chicago	60636	12/17/2004	164,000	12/13/2005	
Accredited Home Lenders, Inc.	Cook	Chicago	60636	08/12/2005	192,000	12/20/2005	
Accredited Home Lenders, Inc.	Cook	Chicago	60637	02/22/2005	199,920	06/10/2005	
Accredited Home Lenders, Inc.	Cook	Chicago	60638	04/26/2004	80,000	10/04/2004	07/20/2005
Accredited Home Lenders, Inc.	Cook	Chicago	60639	07/12/2004	204,250	06/23/2005	
Accredited Home Lenders, Inc.	Cook	Chicago	60643	08/26/2004	124,000	12/13/2004	11/14/2005
Accredited Home Lenders, Inc.	Cook	Chicago	60643	08/06/2004	31,000	12/13/2004	11/14/2005
Accredited Home Lenders, Inc.	Cook	Chicago	60645	09/08/2003	183,200	01/17/2005	
Accredited Home Lenders, Inc.	Cook	Chicago	60649	09/30/2004	174,400	04/14/2005	11/03/2005

Statewide Foreclosures for the Second Half of 2005

Institution Name	County	City	Zip	Loan Date	Loan Amount	Filing Date	Close Date
Accredited Home Lenders, Inc.	Cook	Chicago	60649	03/25/2004	292,000	05/23/2005	
Accredited Home Lenders, Inc.	Cook	Chicago	60651	06/20/2005	220,000	12/19/2005	
Accredited Home Lenders, Inc.	Cook	Chicago	60652	02/25/2005	183,200	06/10/2005	
Accredited Home Lenders, Inc.	Cook	Chicago	60653	11/15/2001	125,000	01/25/2005	
Accredited Home Lenders, Inc.	Cook	Alsip	60803	04/22/2005	231,300	08/09/2005	
Accredited Home Lenders, Inc.	Kankakee	Kankakee	60901	01/06/2004	88,000	10/20/2005	
Accredited Home Lenders, Inc.	Kankakee	Bourbonnais	60914	09/20/2002	92,000	10/05/2004	06/21/2005
Accredited Home Lenders, Inc.	Winnebago	Rockford	61104	10/13/2003	61,200	07/28/2005	
Accredited Home Lenders, Inc.	Warren	Monmouth	61462	12/23/2004	60,800	10/19/2005	
Accredited Home Lenders, Inc.	Fulton	Lewistown	61542	03/24/2003	76,000	04/15/2004	01/31/2005
Accredited Home Lenders, Inc.	Vermillion	Georgetown	61846	11/08/2004	72,250	03/10/2005	
Accredited Home Lenders, Inc.	Madison	Alton	62002	05/19/2004	60,000	11/05/2004	07/01/2005
Accredited Home Lenders, Inc.	Madison	Cottage Hills	62018	05/25/2004	66,400	11/15/2005	
Accredited Home Lenders, Inc.	Jersey	Grafton	62037	12/16/2003	232,000	05/21/2004	01/31/2005
Accredited Home Lenders, Inc.	Jersey	Grafton	62037	12/16/2003	58,000	05/21/2004	01/31/2005
Accredited Home Lenders, Inc.	Macoupin	Mt. Olive	62069	07/12/2004	75,690	05/23/2005	
Accredited Home Lenders, Inc.	Macoupin	Mt. Olive	62069	07/12/2004	75,690	05/23/2005	12/09/2005
Accredited Home Lenders, Inc.	St. Clair	Belleville	62226	09/16/2004	128,800	08/15/2005	
Accredited Home Lenders, Inc.	St. Clair	Millstadt	62260	09/15/2004	91,600	10/19/2005	
Accredited Home Lenders, Inc.	Adams	Quincy	62301	04/21/2003	67,200	03/14/2005	
Accredited Home Lenders, Inc.	Christian	Taylorville	62568	07/28/2004	76,000	09/27/2005	
Accredited Home Lenders, Inc.	Sangamon	Springfield	62704	10/30/2002	69,600	06/17/2004	04/23/2005
Accredited Home Lenders, Inc.	St. Louis	St. Louis	63136	05/13/2005	74,115	12/09/2005	
Aegis Mortgage Corporation	LAKE	ANTIOCH	60002	08/13/2004	76,800	09/28/2005	
Aegis Mortgage Corporation	LAKE	ANTIOCH	60002	08/13/2004	19,200	10/11/2005	
Aegis Mortgage Corporation	LAKE	WAUKEGAN	60085	10/29/2004	76,000	12/19/2005	
Aegis Mortgage Corporation	LAKE	WAUKEGAN	60085	06/07/2005	156,600	12/22/2005	
Aegis Mortgage Corporation	COOK	WHEELING	60090	11/30/2004	184,000	08/02/2005	
Aegis Mortgage Corporation	COOK	BARTLETT	60103	06/23/2005	124,200	10/31/2005	
Aegis Mortgage Corporation	COOK	MAYWOOD	60153	08/31/2004	92,000	11/21/2005	
Aegis Mortgage Corporation	WILL	BRAIDWOOD	60408	07/28/2005	115,900	12/14/2005	
Aegis Mortgage Corporation	COOK	DOLTON	60419	10/27/2004	100,000	09/15/2005	
Aegis Mortgage Corporation	COOK	HARVEY	60426	05/24/2005	70,000	12/30/2005	
Aegis Mortgage Corporation	WILL	JOLIET	60432	11/01/2004	79,500	07/07/2005	08/02/2005
Aegis Mortgage Corporation	COOK	LANSING	60438	11/29/2004	63,000	11/22/2005	
Aegis Mortgage Corporation	COOK	MIDLOTHIAN	60445	01/14/2005	125,200	10/21/2005	
Aegis Mortgage Corporation	KENDALL	MONTGOMERY	60538	01/29/2001	80,100	11/22/2005	
Aegis Mortgage Corporation	COOK	CHICAGO	60617	01/11/2005	132,000	11/17/2005	
Aegis Mortgage Corporation	COOK	CHICAGO	60619	03/25/2005	132,000	10/03/2005	
Aegis Mortgage Corporation	COOK	CHICAGO	60621	06/06/2005	102,600	12/01/2005	

Statewide Foreclosures for the Second Half of 2005

Institution Name	County	City	Zip	Loan Date	Loan Amount	Filing Date	Close Date
Aegis Mortgage Corporation	COOK	CHICAGO	60624	04/04/2005	220,000	10/31/2005	
Aegis Mortgage Corporation	COOK	CHICAGO	60624	04/27/2005	208,000	12/20/2005	
Aegis Mortgage Corporation	COOK	CHICAGO	60634	11/17/2004	263,500	08/05/2005	
Aegis Mortgage Corporation	COOK	CHICAGO	60637	12/02/2004	212,500	09/01/2005	
Aegis Mortgage Corporation	COOK	CHICAGO	60644	03/08/2005	246,400	12/22/2005	
Aegis Mortgage Corporation	COOK	CHICAGO	60651	06/04/2001	115,600	08/30/2005	
Aegis Mortgage Corporation	COOK	CHICAGO	60651	04/27/2005	120,000	09/27/2005	
Aegis Mortgage Corporation	COOK	CHICAGO	60652	11/01/2004	110,000	07/05/2005	09/15/2005
Aegis Mortgage Corporation	COOK	CHICAGO	60707	12/21/2004	274,300	11/11/2005	
Aegis Mortgage Corporation	COOK	EVERGREEN PARK	60805	09/03/2004	206,400	11/04/2005	
Aegis Mortgage Corporation	COOK	RIVERDALE	60827	07/06/2005	92,000	12/30/2005	
Aegis Mortgage Corporation	ROCK ISLAND	EAST MOLINE	61244	05/15/2001	102,800	10/10/2005	
Aegis Mortgage Corporation	KNOX	WATAGA	61488	09/15/2004	63,000	12/20/2005	
Aegis Mortgage Corporation	EDGAR	PARIS	61944	07/25/2001	30,000	10/03/2005	
Aegis Mortgage Corporation	MADISON	ALTON	62002	03/10/2005	115,000	10/07/2005	
Aegis Mortgage Corporation	SAINT CLAIR	O FALLON	62269	12/30/2004	104,000	12/22/2005	
Aegis Mortgage Corporation	WILLIAMSON	HERRIN	62948	08/31/2001	57,500	09/29/2005	11/08/2005
Allegiance Community Bank	Cook	Chicago	60610	06/20/2003	830,000	09/22/2005	
Allegiance Community Bank	Cook	Chicago	60611	06/20/2003	830,000	09/22/2005	
Alpine Bank of Illinois	Winnebago	Rockford	61102	06/03/1996	29,785	01/04/2005	01/19/2006
Alpine Bank of Illinois	Winnebago	Rockford	61103	05/10/2002	85,791	11/09/2004	12/22/2005
Alpine Bank of Illinois	Winnebago	Rockford	61104	02/14/2003	55,428	12/13/2005	
Alpine Bank of Illinois	Winnebago	Rockford	61107	08/01/2003	113,570	08/23/2005	
Alpine Bank of Illinois	Winnebago	Rockford	61107	03/17/2003	49,969	08/18/2005	
Alpine Bank of Illinois	Winnebago	Rockford	61108	10/16/2001	90,793	11/19/2004	09/08/2005
Alpine Bank of Illinois	Winnebago	Machesney Park	61115	09/16/2003	44,042	11/18/2005	
Alpine Bank of Illinois	Winnebago	Machesney Park	61115	07/17/2003	78,185	08/03/2005	
American Chartered Bank	Cook	Glenview	60025	11/12/2002	129,000	08/17/2004	11/30/2005
American Chartered Bank	McHenry	Algonquin	60102	09/03/2003	500,000	04/11/2005	
American Home Mtg Servicing	Cook	Glenview	60026	09/16/2004	2,304,800	07/21/2005	
American Home Mtg Servicing	Lake	Grayslake	60030	05/14/2004	161,900	12/19/2005	
American Home Mtg Servicing	Lake	Grayslake	60030	08/19/2005	543,750	12/09/2005	
American Home Mtg Servicing	Lake	Gurnee	60031	05/03/2004	272,000	12/19/2005	
American Home Mtg Servicing	Lake	Highland Park	60035	03/08/2005	975,000	10/21/2005	
American Home Mtg Servicing	Lake	Long Grove	60047	09/15/2004	848,000	12/29/2005	
American Home Mtg Servicing	Lake	Mundelein	60060	03/16/2004	217,800	12/01/2004	08/03/2005
American Home Mtg Servicing	Cook	Northbrook	60062	04/25/2005	424,000	10/19/2005	
American Home Mtg Servicing	Cook	Northbrook	60062	12/07/2004	632,000	07/14/2005	
American Home Mtg Servicing	Lake	Lincolnshire	60069	08/25/2003	380,000	11/14/2005	
American Home Mtg Servicing	Lake	Round Lake	60073	12/21/2004	148,750	09/01/2005	

Statewide Foreclosures for the Second Half of 2005

Institution Name	County	City	Zip	Loan Date	Loan Amount	Filing Date	Close Date
American Home Mtg Servicing	Cook	Wilmette	60091	05/25/2004	500,000	10/31/2005	
American Home Mtg Servicing	Cook	Streamwood	60107	01/15/1998	141,700	10/05/2005	
American Home Mtg Servicing	Kane	Elgin	60120	11/13/2001	140,273	01/27/2004	08/19/2005
American Home Mtg Servicing	Kane	Elgin	60123	03/15/2005	75,000	09/27/2005	
American Home Mtg Servicing	DuPage	Elmhurst	60126	02/07/2005	377,530	10/21/2005	
American Home Mtg Servicing	Kane	Geneva	60134	11/26/2003	176,000	11/30/2005	
American Home Mtg Servicing	DuPage	Glendale Heights	60139	11/02/2004	227,000	12/02/2005	
American Home Mtg Servicing	McHenry	Huntley	60142	02/02/2005	223,200	09/07/2005	
American Home Mtg Servicing	DuPage	Lombard	60148	07/27/2004	193,500	07/26/2005	
American Home Mtg Servicing	Cook	Maywood	60153	05/12/2004	119,750	12/01/2005	
American Home Mtg Servicing	Cook	Maywood	60153	03/16/2004	132,000	12/01/2005	
American Home Mtg Servicing	DuPage	West Chicago	60185	08/08/2003	240,000	12/23/2005	
American Home Mtg Servicing	Cook	Berwyn	60402	10/26/1998	100,650	12/02/2005	
American Home Mtg Servicing	Cook	Calumet City	60409	09/25/2000	88,850	10/05/2005	
American Home Mtg Servicing	Cook	Chicago Heights	60411	04/05/2005	132,812	10/17/2005	
American Home Mtg Servicing	Cook	Chicago Heights	60411	08/18/2004	118,000	11/22/2005	
American Home Mtg Servicing	Will	Crete	60417	12/07/2004	108,800	08/25/2005	
American Home Mtg Servicing	Will	Crete	60417	04/02/1997	63,700	12/27/2005	
American Home Mtg Servicing	Cook	Harvey	60426	08/05/2004	80,000	10/12/2005	
American Home Mtg Servicing	Cook	Hazel Crest	60429	01/18/2005	81,500	10/05/2005	
American Home Mtg Servicing	Cook	Homewood	60430	10/28/2004	293,400	09/06/2005	
American Home Mtg Servicing	Will	Joliet	60432	06/08/2004	87,945	09/21/2005	
American Home Mtg Servicing	DuPage	Bolingbrook	60440	01/27/1998	87,400	11/29/2005	
American Home Mtg Servicing	Will	Manhattan	60442	09/04/2003	155,000	10/11/2005	
American Home Mtg Servicing	Cook	Bridgeview	60455	03/16/2004	152,740	12/05/2005	
American Home Mtg Servicing	Cook	Posen	60469	01/03/2005	111,150	12/01/2005	
American Home Mtg Servicing	DuPage	Lisle	60532	09/07/2004	97,800	08/25/2005	
American Home Mtg Servicing	Kane	North Aurora	60542	07/22/2004	351,000	01/06/2005	09/22/2005
American Home Mtg Servicing	DuPage	Warrenville	60555	11/17/2004	55,500	08/23/2005	
American Home Mtg Servicing	DuPage	Westmont	60559	10/01/2004	237,500	08/19/2005	
American Home Mtg Servicing	DuPage	Westmont	60559	06/07/2005	555,200	12/01/2005	
American Home Mtg Servicing	Will	Naperville	60564	06/06/2005	600,000	10/20/2005	
American Home Mtg Servicing	Cook	Chicago	60606	09/08/2004	328,000	09/06/2005	
American Home Mtg Servicing	Cook	Chicago	60607	05/03/2004	100,000	10/17/2005	
American Home Mtg Servicing	Cook	Chicago	60609	06/11/2004	245,100	08/25/2005	
American Home Mtg Servicing	Cook	Chicago	60609	09/01/2004	100,000	12/02/2005	
American Home Mtg Servicing	Cook	Chicago	60609	05/27/2005	128,000	12/12/2005	
American Home Mtg Servicing	Cook	Chicago	60610	08/23/2004	293,000	08/02/2005	
American Home Mtg Servicing	Cook	Chicago	60611	03/03/2004	624,000	09/08/2005	
American Home Mtg Servicing	Cook	Chicago	60616	11/15/2005	320,000	12/22/2005	

Statewide Foreclosures for the Second Half of 2005

Institution Name	County	City	Zip	Loan Date	Loan Amount	Filing Date	Close Date
American Home Mtg Servicing	Cook	Chicago	60617	03/03/2005	144,000	10/26/2005	
American Home Mtg Servicing	Cook	Chicago	60617	12/13/2004	200,000	11/21/2005	
American Home Mtg Servicing	Cook	Chicago	60618	04/12/2005	356,000	12/01/2005	
American Home Mtg Servicing	Cook	Chicago	60618	08/20/2004	648,000	01/13/2005	11/22/2005
American Home Mtg Servicing	Cook	Chicago	60621	07/26/2004	152,000	11/22/2005	
American Home Mtg Servicing	Cook	Chicago	60625	07/22/2004	274,500	12/01/2005	
American Home Mtg Servicing	Cook	Chicago	60626	01/18/2005	500,000	12/23/2005	
American Home Mtg Servicing	Cook	Chicago	60628	07/29/2004	117,000	09/06/2005	
American Home Mtg Servicing	Cook	Chicago	60628	05/14/2002	80,235	10/06/2005	
American Home Mtg Servicing	Cook	Chicago	60629	09/16/2004	120,000	08/25/2005	
American Home Mtg Servicing	Cook	Chicago	60634	07/29/2004	247,500	10/25/2005	
American Home Mtg Servicing	Cook	Chicago	60636	05/02/2005	171,500	10/28/2005	
American Home Mtg Servicing	Cook	Chicago	60636	06/16/2004	264,000	01/14/2005	07/13/2005
American Home Mtg Servicing	Cook	Chicago	60638	10/13/2004	145,000	09/07/2005	
American Home Mtg Servicing	Cook	Chicago	60638	02/25/2005	216,000	10/07/2005	
American Home Mtg Servicing	Cook	Chicago	60640	11/01/2004	280,000	09/15/2005	
American Home Mtg Servicing	Cook	Chicago	60640	01/06/2005	123,750	08/26/2005	
American Home Mtg Servicing	Cook	Chicago	60643	08/26/2003	155,000	09/22/2005	
American Home Mtg Servicing	Cook	Chicago	60644	04/13/2005	152,000	09/06/2005	
American Home Mtg Servicing	Cook	Chicago	60649	03/19/2004	131,750	10/27/2005	
American Home Mtg Servicing	Cook	Chicago	60651	12/16/2004	206,000	09/16/2005	
American Home Mtg Servicing	Cook	Chicago	60660	09/20/2004	225,000	08/25/2005	
American Home Mtg Servicing	Cook	Harwood Heights	60706	04/01/2004	185,070	09/07/2005	
American Home Mtg Servicing	Cook	Niles	60714	11/23/2004	239,200	12/07/2005	
American Home Mtg Servicing	Winnebago	Rockford	61003	07/28/2004	90,000	09/21/2005	
American Home Mtg Servicing	Stephenson	Freeport	61032	02/25/2005	59,850	08/26/2005	
American Home Mtg Servicing	Winnebago	Rockford	61101	05/20/2004	58,300	08/29/2005	
American Home Mtg Servicing	Winnebago	Rockford	61102	10/24/2001	33,400	02/02/2005	11/02/2005
American Home Mtg Servicing	Winnebago	Rockford	61107	08/20/2003	83,442	10/21/2005	
American Home Mtg Servicing	Winnebago	Machesney Park	61115	09/23/2004	202,500	09/07/2005	
American Home Mtg Servicing	Bureau	Depue	61322	05/14/2004	64,000	07/01/2005	
American Home Mtg Servicing	Greene	Woodhouse	62082	06/04/2003	59,000	11/08/2005	
American Home Mtg Servicing	Bond	Greenville	62246	06/04/2003	71,500	02/16/2005	09/20/2005
American Home Mtg Servicing	Jasper	Newton	62448	10/14/2003	54,000	12/06/2005	
American Home Mtg Servicing	Christian	Taylorville	62568	08/06/2003	60,500	08/05/2005	
American Home Mtg Servicing	Morgan	Jacksonville	62650	07/24/2003	69,000	12/09/2004	08/22/2005
American Home Mtg Servicing	Massac	Metropolis	62960	08/19/2003	68,000	12/06/2005	
Anchor State Bank	McLean	Saybrook	61770	07/02/1993	3,475	11/16/2005	
Anna State Bank	Union	Anna	62906	02/21/1997	22,400	06/22/2004	10/11/2005
Anna State Bank	Union	Anna	62906	08/31/2000	72,000	09/09/2004	08/02/2005

Statewide Foreclosures for the Second Half of 2005

Institution Name	County	City	Zip	Loan Date	Loan Amount	Filing Date	Close Date
Anna State Bank	Union	Anna	62906	04/17/2002	35,200	10/05/2005	
Area Bank	HARDIN	GOLCONDA	62938	01/22/1998	12,508	08/31/2005	01/31/2006
Austin Bank of Chicago	Cook	Chicago	60620	05/16/2001	4,314	12/15/2005	
Bank of Bluffs	SCOTT	BLUFFS	62621	03/21/2005	117,500	09/30/2005	
Bank of Calhoun County	Calhoun	Hardin	62047	02/29/2000	54,459	12/29/2005	
Bank of Calhoun County	Jersey	Jerseyville	62052	05/07/2002	56,850	12/29/2005	
Bank of Chestnut	Logan	Middletown	62666	11/18/1998	49,738	10/06/2005	
Bank of Farmington	Knox	Yates City	61572	07/06/2001	83,779	02/04/2005	12/09/2005
Bank of Pontiac	Livingston	Odell	60460	09/17/2004	89,568	12/01/2005	
Bank of Pontiac	LaSalle	Streator	61354	10/30/2002	16,178	10/01/2005	
Bank of Pontiac	Livingston	Flanagan	61740	04/27/2004	81,917	12/01/2004	12/01/2005
Bank of Pontiac	Livingston	Pontiac	61764	03/03/2000	19,618	12/01/2004	11/07/2005
Bank of Pontiac	Livingston	Pontiac	61764	08/07/2000	116,823	09/01/2005	
Bank of Pontiac	Livingston	Pontiac	61764	06/19/1998	45,242	11/01/2005	
Bank of Pontiac	DeWitt	Waynesville	61778	12/08/2003	22,437	12/01/2005	
Bank of Quincy	Adams	Quincy	62301	05/21/2004	125,400	04/26/2005	
Bank of Rantoul	Champaign	Rantoul	61866	12/02/1996	24,000	09/21/2005	
Banterra Bank	Hamilton	McLeansboro	62859	07/24/1997	257,812	07/13/2005	
Banterra Bank	Wabash	Mt. Carmel	62863	11/26/2001	235,000	11/23/2005	
Banterra Bank	Wabash	Mt. Carmel	62863	04/11/2003	170,000	11/23/2005	
Banterra Bank	Wabash	Mt. Carmel	62863	04/20/2004	60,320	11/23/2005	
Banterra Bank	Franklin	West Frankfort	62896	03/14/2003	18,000	08/12/2005	09/16/2005
Banterra Bank	Franklin	West Frankfort	62896	05/19/1997	21,150	12/01/2005	12/01/2005
Banterra Bank	Williamson	Cartersville	62918	11/27/2001	45,000	10/12/2005	
Banterra Bank	Williamson	Marion	62959	02/09/2001	144,900	05/19/2005	10/13/2005
Banterra Bank	Williamson	Marion	62959	07/30/2002	100,800	05/23/2005	07/20/2005
Banterra Bank	Massac	Metropolis	62960	09/08/2001	56,000	10/06/2005	12/29/2005
Banterra Bank	Jackson	Murphsyboro	62966	04/10/1997	30,000	06/28/2005	08/17/2005
Banterra Bank	Jackson	Murphsyboro	62966	12/15/2003	6,015	06/28/2005	08/17/2005
Banterra Bank	Jackson	Murphsyboro	62966	12/06/2001	24,750	09/06/2005	10/26/2005
Banterra Bank	Jackson	Vergennes	62994	07/02/2003	38,700	08/23/2005	
Banterra Bank	Johnson	Vienna	62995	10/20/2000	32,000	09/19/2005	11/15/2005
Bayview Loan Servicing, LLC	LAKE	GURNEE	60031	09/30/2002	210,693	12/22/2005	
Bayview Loan Servicing, LLC	LAKE	NORTH CHICAGO	60064	08/30/1995	53,936	09/02/2005	
Bayview Loan Servicing, LLC	LAKE	ROUND LAKE BEACH	60073	04/28/2003	125,550	08/02/2005	
Bayview Loan Servicing, LLC	COOK	PALATINE	60074	04/28/2003	122,400	08/02/2005	
Bayview Loan Servicing, LLC	LAKE	WAUKEGAN	60085	03/13/2001	108,000	12/22/2005	
Bayview Loan Servicing, LLC	COOK	STREAMWOOD	60107	08/25/2000	138,900	11/02/2005	
Bayview Loan Servicing, LLC	COOK	STONE PARK	60165	03/02/2004	41,500	08/23/2005	
Bayview Loan Servicing, LLC	COOK	DOLTON	60419	09/29/1999	97,000	07/26/2005	

Statewide Foreclosures for the Second Half of 2005

Institution Name	County	City	Zip	Loan Date	Loan Amount	Filing Date	Close Date
Bayview Loan Servicing, LLC	COOK	HARVEY	60426	11/30/1994	40,000	11/21/2005	
Bayview Loan Servicing, LLC	COOK	HOMewood	60430	05/16/1994	87,000	10/13/2005	
Bayview Loan Servicing, LLC	WILL	LOCKPORT	60441	06/29/2001	92,800	02/23/2004	12/07/2005
Bayview Loan Servicing, LLC	WILL	ROMEovILLE	60446	11/25/1997	143,000	08/01/2005	
Bayview Loan Servicing, LLC	WILL	ROMEovILLE	60446	10/30/2003	144,400	08/23/2005	
Bayview Loan Servicing, LLC	COOK	WORTH	60482	02/29/2000	25,000	08/23/2005	
Bayview Loan Servicing, LLC	COOK	BROOKFIELD	60513	06/22/1999	97,000	08/23/2005	
Bayview Loan Servicing, LLC	WILL	PLAINFIELD	60544	03/23/1998	203,915	07/26/2005	
Bayview Loan Servicing, LLC	COOK	NAPERVILLE	60563	03/14/2000	110,500	08/23/2005	
Bayview Loan Servicing, LLC	COOK	CHICAGO	60608	08/11/2004	294,500	03/14/2005	09/09/2005
Bayview Loan Servicing, LLC	COOK	CHICAGO	60610	09/18/2000	100,000	11/23/2005	
Bayview Loan Servicing, LLC	COOK	CHICAGO	60612	05/01/1994	39,000	11/07/2005	
Bayview Loan Servicing, LLC	COOK	CHICAGO	60618	02/15/2005	522,000	10/13/2005	
Bayview Loan Servicing, LLC	COOK	CHICAGO	60619	10/11/2002	114,750	07/26/2005	
Bayview Loan Servicing, LLC	COOK	CHICAGO	60619	12/15/2000	76,000	09/27/2005	
Bayview Loan Servicing, LLC	COOK	CHICAGO	60620	10/16/1998	68,000	09/27/2005	
Bayview Loan Servicing, LLC	COOK	CHICAGO	60620	01/21/1997	132,450	10/13/2005	
Bayview Loan Servicing, LLC	COOK	RIVERDALE	60627	11/22/1995	83,384	09/01/2005	
Bayview Loan Servicing, LLC	COOK	CHICAGO	60628	10/28/1992	48,970	08/08/2005	
Bayview Loan Servicing, LLC	COOK	CHICAGO	60628	05/27/2003	61,750	09/27/2005	
Bayview Loan Servicing, LLC	COOK	CHICAGO	60636	03/07/2003	90,000	07/07/2005	
Bayview Loan Servicing, LLC	COOK	CHICAGO	60636	02/25/2005	135,000	09/06/2005	
Bayview Loan Servicing, LLC	COOK	CHICAGO	60636	09/18/2002	93,750	10/05/2005	
Bayview Loan Servicing, LLC	COOK	CHICAGO	60643	07/21/1995	55,250	11/21/2005	
Bayview Loan Servicing, LLC	COOK	CHICAGO	60643	03/24/2005	123,000	11/23/2005	
Bayview Loan Servicing, LLC	COOK	CHICAGO	60652	08/31/1990	57,600	11/02/2005	
Bayview Loan Servicing, LLC	COOK	CHICAGO	60660	07/14/2003	146,000	07/14/2005	
Bayview Loan Servicing, LLC	IROQUOIS	ONARGA	60955	06/25/1987	125,000	08/04/2005	
Bayview Loan Servicing, LLC	WINNEBAGO	ROCKFORD	61109	02/28/2003	56,240	11/23/2005	
Bayview Loan Servicing, LLC	STARK	BRADFORD	61421	03/24/2004	64,000	09/27/2005	
Bayview Loan Servicing, LLC	FULTON	CANTON	61520	02/09/1995	52,000	10/18/2005	
Bayview Loan Servicing, LLC	FULTON	CANTON	61520	05/25/2001	71,000	11/14/2005	
Bayview Loan Servicing, LLC	TAZEWell	EAST PEORIA	61611	08/17/1999	73,700	12/09/2005	
Bayview Loan Servicing, LLC	MCLEAN	BLOOMINGTON	61701	08/05/2002	76,680	11/02/2005	
Bayview Loan Servicing, LLC	GREENE	KANE	62054	06/16/2004	70,200	03/10/2005	08/10/2005
Bayview Loan Servicing, LLC	GREENE	KANE	62054	06/16/2004	70,200	07/21/2005	
Bayview Loan Servicing, LLC	SAINT CLAIR	BELLEVILLE	62223	10/19/2004	157,250	07/26/2005	
Bayview Loan Servicing, LLC	EFFINGHAM	EDGEWOOD	62426	09/03/2004	30,000	08/25/2005	
Bayview Loan Servicing, LLC	CLAY	XENIA	62899	10/21/2002	79,291	10/10/2005	
Bayview Loan Servicing, LLC	SALINE	HARRISBURG	62946	05/18/2001	55,000	08/09/2005	

Statewide Foreclosures for the Second Half of 2005

Institution Name	County	City	Zip	Loan Date	Loan Amount	Filing Date	Close Date
Bayview Loan Servicing, LLC	JACKSON	MURPHYSBORO	62966	06/11/1999	35,000	11/23/2005	
Beardstown Savings, s.b.	Cass	Beardstown	62618	08/25/2003	25,200	12/23/2005	
Beardstown Savings, s.b.	Cass	Beardstown	62618	03/26/2006	2,000	12/23/2005	
Beardstown Savings, s.b.	Cass	Beardstown	62618	05/01/2002	14,200	11/23/2005	
Beardstown Savings, s.b.	Cass	Beardstown	62618	03/23/2000	66,000	10/06/2005	
Beardstown Savings, s.b.	Cass	Beardstown	62618	03/27/2002	44,000	10/06/2005	
Beardstown Savings, s.b.	Cass	Beardstown	62618	10/15/2002	31,500	07/21/2005	
Beardstown Savings, s.b.	Cass	Beardstown	62618	10/12/2001	54,400	12/01/2005	
Beardstown Savings, s.b.	Cass	Beardstown	62618	12/18/2002	120,500	01/26/2005	11/29/2005
Beardstown Savings, s.b.	Cass	Beardstown	62618	12/21/2002	20,000	01/26/2005	11/29/2005
Beardstown Savings, s.b.	Schuyler	Rushville	62681	03/29/2002	44,000	05/10/2005	11/15/2005
Beardstown Savings, s.b.	Cass	Virginia	62691	12/13/2001	115,000	09/16/2005	
Blackhawk State Bank	Mercer	Sherrard	61281-8502	05/04/2002	69,289	06/02/2004	08/09/2005
Blackhawk State Bank	Mercer	Sherrard	61281-8502	06/27/2003	16,000	06/02/2004	08/09/2005
Buckley State Bank	Ford	Paxton	60957	05/13/1996	36,373	12/12/2005	
Busey Bank	Marion	Indianapolis	46060	09/18/2000	44,000	07/15/2005	
Busey Bank	Hamilton	Noblesville	46062	09/15/1999	90,000	07/15/2005	
Busey Bank	Marion	Indianapolis	46205	10/05/1999	60,000	07/15/2005	
Busey Bank	Marion	Indianapolis	46205	10/22/2001	60,000	07/15/2005	
Busey Bank	Marion	Indianapolis	46205	01/30/2002	77,600	07/15/2005	
Busey Bank	Marion	Indianapolis	46218	11/29/2000	38,400	07/15/2005	
Busey Bank	Marion	Indianapolis	46218	03/19/2001	42,400	07/15/2005	
Busey Bank	Marion	Indianapolis	46218	05/18/2001	52,000	07/15/2005	
Busey Bank	Marion	Indianapolis	46222	02/01/2001	52,000	07/15/2005	
Busey Bank	Marion	Indianapolis	46222	03/02/2001	50,400	07/15/2005	
Busey Bank	Marion	Indianapolis	46222	07/31/2001	52,800	07/15/2005	
Busey Bank	Marion	Indianapolis	46222	08/17/2001	52,000	07/15/2005	
Busey Bank	Marion	Indianapolis	46222	12/21/1999	56,800	07/18/2005	
Busey Bank	Marion	Indianapolis	46250	09/14/1996	102,300	07/05/2005	
Busey Bank	Warren	WilliamSPORT	47993	07/27/2001	108,000	07/25/2005	
Busey Bank	Peoria	Peoria Heights	61616	12/16/2002	28,052	04/18/2005	
Busey Bank	McLean	Bloomington	61701	06/20/1997	124,856	05/09/2005	
Busey Bank	McLean	Bloomington	61701	01/30/1997	44,200	12/23/2005	
Busey Bank	McLean	Downs	61736	07/08/2004	40,000	10/21/2005	
Busey Bank	McLean	LeRoy	61752	12/14/2001	122,400	10/18/2005	
Busey Bank	McLean	Shirley	61772	07/31/2001	107,451		12/16/2005
Busey Bank	McLean	Stanford	61774	12/31/1999	63,000	10/18/2008	
Busey Bank	Champaign	Urbana	61801	11/30/1998	47,500	07/15/2005	
Busey Bank	Champaign	Mahomet	61853	11/27/1996	56,800	07/21/2005	10/03/2005
Busey Bank	Champaign	Rantoul	61866	03/02/1994	49,400	08/11/2005	

Statewide Foreclosures for the Second Half of 2005

Institution Name	County	City	Zip	Loan Date	Loan Amount	Filing Date	Close Date
Busey Bank	Champaign	Savoy	61874	01/19/2005	111,200	09/09/2005	
Busey Bank	Douglas	Camargo	61919	08/26/1999	33,250	08/26/2005	
Byron Bank	Ogle	Leaf River	61047	11/01/1993	46,866	12/29/2005	
Byron Bank	Winnebago	South Beloit	61080	07/01/2002	76,293	12/29/2005	
Byron Bank	Winnebago	Winnebago	61088	06/28/1999	90,831	11/09/2004	08/02/2005
Capaha Bank, S.B	Alexander	Cairo	62914	10/07/1998	23,000	07/14/2005	
Carrollton Bank	Macoupin	Palmyra	62674	06/05/2003	104,299	12/05/2005	
Casey State Bank	Clark	Casey	62420	10/06/2001	98,581	05/20/2005	12/29/2005
Central Illinois Bank	Peoria	Peoria	61603	04/30/1999	30,914	04/18/2005	09/26/2005
Central Illinois Bank	Champaign	Champaign	61822	09/24/1996	64,927	08/17/2005	09/16/2005
Central Illinois Bank	Coles	Humbolt	61931	02/26/1999	67,427	06/02/2005	07/05/2005
Central Illinois Bank	Macon	Bluemound	62513	08/31/1999	38,517	12/21/2004	07/25/2005
Central Illinois Bank	Macon	Decatur	62521	04/30/1999	55,303	12/06/2005	
Central Illinois Bank	Macon	Decatur	62521	06/30/1997	9,570	10/17/2005	
Central State Bank	Adams	Quincy	62301	06/23/2000	36,471	05/13/2004	09/08/2005
Central State Bank	Adams	Quincy	62301	12/15/2000	11,690	05/13/2004	09/08/2005
Centrue Bank	Kankakee	St. Anne	60964	06/14/2002	40,000	05/17/2005	10/21/2005
CIT Group/Sales Financing, Inc.	Cook	SAUK TRAIL	60411	08/15/2003	79,724		08/30/2005
CIT Group/Sales Financing, Inc.	Cook	DOLTON	60419		108,000		10/11/2005
CIT Group/Sales Financing, Inc.	Cook	OAK FOREST	60452	09/30/1996	23,958	12/01/2005	
CIT Group/Sales Financing, Inc.	Cook	CHICAGO	60605		248,000		11/15/2005
CIT Group/Sales Financing, Inc.	Cook	CHICAGO	60617	09/22/2003	99,638		10/07/2005
CIT Group/Sales Financing, Inc.	Cook	CHICAGO	60636	07/24/2003	101,593		11/22/2005
CIT Group/Sales Financing, Inc.	Cook	CHICAGO	60636	07/24/2003	25,240		11/22/2005
CIT Group/Sales Financing, Inc.	Madison	MADISON	62060	06/20/2002	30,044	11/28/2005	
CIT Group/Sales Financing, Inc.	Saint Clair	CAHOKIA	62206	05/09/2002	44,589		07/28/2005
CIT Group/Sales Financing, Inc.	Saint Clair	CAHOKIA	62206	06/30/2004	45,603		11/29/2005
CIT Group/Sales Financing, Inc.	Saint Clair	LEBANON	62254	11/20/2002	65,238		11/16/2005
CIT Group/Sales Financing, Inc.	Monroe	WATERLOO	62298	06/04/2003	111,838		09/30/2005
CIT Group/Sales Financing, Inc.	Lawrence	BRIDGEPORT	62417	11/25/2002	30,481		09/16/2005
Citizens Bank of Edinburg	Christian	Pana	62557	04/12/2003	41,371	01/11/2006	
Citizens Bank of Edinburg	Christian	Pana	62557	10/08/2003	1,958	01/11/2006	
Citizens Community Bank of Illinois	Cook	Lyons	60534	07/16/1997	16,800	12/28/2005	
Citizens State Bank	Stephenson	Lena	61048	07/16/2002	78,322	08/05/2005	
Citizens State Bank	Carroll	Mount Carroll	61053	12/19/2003	54,490	12/05/2005	
Clover Leaf Bank	MADISON	EDWARDSVILLE	62025	05/18/1999	125,000		12/19/2005
Colchester State Bank	McDonough	Macomb	61455	04/24/2004	113,000	08/26/2005	
Colchester State Bank	Hancock	Carthage	62321	06/20/2002	94,000	02/04/2004	11/08/2005
Colchester State Bank	McDonough	Colchester	62326	11/10/2001	36,000	08/26/2005	
Cole Taylor Bank	Cook	Calumet City	60409	03/05/1998	68,678	12/21/2005	

Statewide Foreclosures for the Second Half of 2005

Institution Name	County	City	Zip	Loan Date	Loan Amount	Filing Date	Close Date
Cole Taylor Bank	Cook	Chicago	60610	06/17/2002	72,455	04/28/2005	10/31/2005
Cole Taylor Bank	Cook	Chicago	60619	08/06/1993	54,500	03/09/2005	11/09/2005
Cole Taylor Bank	Cook	Chicago	60621	08/13/2001	81,900	03/24/2005	
Commerce Mortgage Corp.	Tazewell	Pekin	61554	07/16/2002	82,490	03/29/2005	10/14/2005
Commerce Mortgage Corp.	Tazewell	E. Peoria	61611	01/12/2001	82,000	04/20/2005	12/13/2005
Commerce Mortgage Corp.	Pike	Griggsville	62340	05/16/1997	303,000	09/19/2005	
Community Bank	Vermilion	Hoopeston	60942	12/17/2002	28,000	07/01/2005	09/20/2005
Community Bank	Vermilion	Hoopeston	60942	02/04/2000	59,500	12/23/2005	
Community Bank of Galesburg	Knox	Knoxville	61448	04/15/1999	48,000	04/11/2005	11/30/2005
Community Bank of Lemont	Will	Lockport	60491	05/30/2002	208,250	08/19/2005	12/30/2005
Community Bank of Pittsfield	Pike	Pittsfield	62363	01/31/2002	35,000	12/01/2004	08/31/2005
Community Bank-Wheaton/Glen Ellyn	lake	deerfield	60015	02/28/2005	365,019	08/05/2005	
Community Bank-Wheaton/Glen Ellyn	lake	deerfield	60015	02/28/2005	303,288	08/05/2005	
Community Savings Bank	COOK	CHICAGO	60618	05/10/2003	150,000	08/22/2005	09/26/2005
Community State Bank of Rock Falls	Whiteside	Fulton	61252	11/06/2001	135,000	09/08/2005	09/08/2005
Corn Belt Bank and Trust Company	Pike	Griggsville	62340	05/28/2003	14,999	04/18/2005	06/01/2005
Corn Belt Bank and Trust Company	Pike	Griggsville	62340	11/15/2004	33,750	09/16/2005	
Corn Belt Bank and Trust Company	Morgan	Jacksonville	62650	03/19/2004	43,700	01/25/2005	08/18/2005
Countrywide Home Loans Servicing, LP	LAKE	ANTIOCH, IL	60002	03/24/2005	79,500	11/28/2005	
Countrywide Home Loans Servicing, LP	LAKE	ANTIOCH, IL	60002	02/23/2004	495,000	11/21/2005	
Countrywide Home Loans Servicing, LP	COOK	ARLINGTON HEIGHTS, IL	60004	06/17/2004	88,000	04/15/2005	12/14/2005
Countrywide Home Loans Servicing, LP	COOK	ARLINGTON HEIGHTS, IL	60004	01/11/2005	340,000	09/26/2005	
Countrywide Home Loans Servicing, LP	COOK	ARLINGTON HEIGHTS, IL	60004	12/23/2003	400,000	11/30/2005	
Countrywide Home Loans Servicing, LP	COOK	ARLINGTON HEIGHTS, IL	60004	04/26/2005	495,000	11/07/2005	
Countrywide Home Loans Servicing, LP	COOK	ARLINGTON HEIGHTS, IL	60004	12/16/2004	96,000	08/29/2005	
Countrywide Home Loans Servicing, LP	COOK	ARLINGTON HEIGHTS, IL	60005	11/25/2002	286,000	03/23/2005	
Countrywide Home Loans Servicing, LP	COOK	ELK GROVE VILLAGE, IL	60007	03/11/2005	256,320	10/04/2005	
Countrywide Home Loans Servicing, LP	COOK	ELK GROVE VILLAGE, IL	60007		128,000	03/24/2005	
Countrywide Home Loans Servicing, LP	COOK	ELK GROVE VILLAGE, IL	60007	05/28/2004	228,950	06/10/2005	
Countrywide Home Loans Servicing, LP	COOK	ELK GROVE VILLAGE, IL	60007	03/01/2004	136,000	08/08/2005	
Countrywide Home Loans Servicing, LP	LAKE	BARRINGTON, IL	60010	12/27/2004	371,250	10/05/2005	
Countrywide Home Loans Servicing, LP	MCHENRY	CRYSTAL LAKE, IL	60012	06/01/2004	392,000	05/31/2005	
Countrywide Home Loans Servicing, LP	MCHENRY	CRYSTAL LAKE, IL	60012	07/28/2003	248,000	06/01/2005	
Countrywide Home Loans Servicing, LP	MCHENRY	CARY, IL	60013	06/29/2004	310,250	02/02/2005	10/12/2005
Countrywide Home Loans Servicing, LP	MCHENRY	CARY, IL	60013	04/16/2004	117,091	02/11/2005	
Countrywide Home Loans Servicing, LP	MCHENRY	CRYSTAL LAKE	60014	10/18/2001	400,000	12/30/2005	
Countrywide Home Loans Servicing, LP	MCHENRY	CRYSTAL LAKE	60014	01/04/2005	208,000	09/07/2005	
Countrywide Home Loans Servicing, LP	MCHENRY	CRYSTAL LAKE	60014	12/10/2004	272,400	10/03/2005	
Countrywide Home Loans Servicing, LP	MCHENRY	CRYSTAL LAKE	60014	06/22/2001	250,323	02/03/2005	10/27/2005

Statewide Foreclosures for the Second Half of 2005

Institution Name	County	City	Zip	Loan Date	Loan Amount	Filing Date	Close Date
Countrywide Home Loans Servicing, LP	LAKE	DEERFIELD, IL	60015	05/08/1998	396,000	09/25/2000	09/16/2005
Countrywide Home Loans Servicing, LP	COOK	DES PLAINES, IL	60016	04/19/2005	360,000	10/31/2005	
Countrywide Home Loans Servicing, LP	COOK	DES PLAINES, IL	60016	06/29/2004	128,800	05/23/2005	
Countrywide Home Loans Servicing, LP	COOK	DES PLAINES, IL	60018	11/19/2003	87,965	11/15/2005	
Countrywide Home Loans Servicing, LP	COOK	GLENVIEW, IL	60025	01/31/2005	576,000	11/11/2005	
Countrywide Home Loans Servicing, LP	COOK	GLENVIEW, IL	60025	07/12/2004	395,000	05/16/2005	
Countrywide Home Loans Servicing, LP	COOK	GLENVIEW, IL	60025	12/27/2004	196,000	11/23/2005	
Countrywide Home Loans Servicing, LP	LAKE	GAGES LAKE, IL	60030	01/23/2004	150,000	10/04/2004	12/07/2005
Countrywide Home Loans Servicing, LP	LAKE	GRAYSLAKE, IL	60030	07/01/2003	270,800	10/20/2004	10/27/2005
Countrywide Home Loans Servicing, LP	LAKE	GRAYSLAKE, IL	60030	03/26/2004	167,940	12/17/2004	
Countrywide Home Loans Servicing, LP	LAKE	GRAYSLAKE, IL	60030	09/24/1998	227,150	06/07/2005	
Countrywide Home Loans Servicing, LP	LAKE	WILDWOOD, IL	60030	01/02/1997	103,200	02/25/2005	
Countrywide Home Loans Servicing, LP	LAKE	GAGES LAKE, IL	60031	05/09/2003	176,700	01/05/2005	10/28/2005
Countrywide Home Loans Servicing, LP	LAKE	GURNEE, IL	60031	01/20/2004	136,700	11/11/2004	10/27/2005
Countrywide Home Loans Servicing, LP	LAKE	GURNEE, IL	60031	05/24/2004	337,000	07/28/2005	
Countrywide Home Loans Servicing, LP	MCHENRY	HARVARD	60033	10/23/2003	165,684	05/11/2004	11/03/2005
Countrywide Home Loans Servicing, LP	MCHENRY	HARVARD	60033	11/19/2003	135,000	11/01/2004	
Countrywide Home Loans Servicing, LP	MCHENRY	HARVARD	60033	08/05/2004	138,000	05/24/2005	
Countrywide Home Loans Servicing, LP	MCHENRY	HARVARD	60033		272,000	02/28/2005	
Countrywide Home Loans Servicing, LP	MCHENRY	HEBRON	60034	12/02/2004	124,000	11/22/2005	
Countrywide Home Loans Servicing, LP	LAKE	HIGHLAND PARK, IL	60035	12/10/2004	819,000	06/16/2005	
Countrywide Home Loans Servicing, LP	LAKE	HIGHLAND PARK, IL	60035	09/30/2003	453,000	09/21/2005	
Countrywide Home Loans Servicing, LP	LAKE	INGLESIDE, IL	60041	05/18/2004	129,200	09/09/2005	
Countrywide Home Loans Servicing, LP	LAKE	INGLESIDE, IL	60041	08/24/2004	120,000	01/31/2005	
Countrywide Home Loans Servicing, LP	LAKE	ISLAND LAKE, IL	60042	08/30/2004	141,750	07/26/2005	
Countrywide Home Loans Servicing, LP	LAKE	ISLAND LAKE, IL	60042	04/22/2005	122,400	11/28/2005	
Countrywide Home Loans Servicing, LP	LAKE	ISLAND LAKE, IL	60042	12/30/2004	132,300	07/29/2005	
Countrywide Home Loans Servicing, LP	Lake	ISLAND LAKE, IL	60042	09/24/2004	112,000	12/28/2005	
Countrywide Home Loans Servicing, LP	LAKE	LAKE FOREST, IL	60045	06/16/2004	133,600	08/16/2005	
Countrywide Home Loans Servicing, LP	LAKE	LAKE FOREST, IL	60045	09/05/2002	215,000	01/04/2005	
Countrywide Home Loans Servicing, LP	LAKE	LAKE VILLA, IL	60046	03/19/2004	88,207	03/22/2005	
Countrywide Home Loans Servicing, LP	LAKE	LAKE VILLA, IL	60046	02/20/2003	198,700	05/10/2005	
Countrywide Home Loans Servicing, LP	LAKE	LINDENHURST, IL	60046	12/28/2001	141,600	03/17/2005	
Countrywide Home Loans Servicing, LP	LAKE	KILDEER	60047	05/20/2004	695,920	10/26/2004	
Countrywide Home Loans Servicing, LP	LAKE	LIBERTYVILLE	60048	12/03/2004	400,000	05/09/2005	
Countrywide Home Loans Servicing, LP	LAKE	LIBERTYVILLE	60048	07/22/2004	168,000	04/19/2005	
Countrywide Home Loans Servicing, LP	LAKE	LIBERTYVILLE	60048	06/10/2004	380,500	03/17/2005	
Countrywide Home Loans Servicing, LP	LAKE	LIBERTYVILLE	60048	06/29/2004	104,000	12/22/2005	
Countrywide Home Loans Servicing, LP	LAKE	LIBERTYVILLE	60048		352,500	10/25/2005	
Countrywide Home Loans Servicing, LP	MCHENRY	LAKEMORE	60050	08/28/2003	389,405	07/06/2004	07/06/2005

Statewide Foreclosures for the Second Half of 2005

Institution Name	County	City	Zip	Loan Date	Loan Amount	Filing Date	Close Date
Countrywide Home Loans Servicing, LP	MCHENRY	MCHENRY, IL	60050	11/20/2002	152,000	05/04/2005	
Countrywide Home Loans Servicing, LP	MCHENRY	MCHENRY, IL	60050	04/15/2004	124,000	01/18/2005	
Countrywide Home Loans Servicing, LP	MCHENRY	MCHENRY, IL	60050	09/27/2004	149,400	05/18/2005	
Countrywide Home Loans Servicing, LP	MCHENRY	MCHENRY, IL	60050	09/01/2004	169,600	09/13/2005	
Countrywide Home Loans Servicing, LP	MCHENRY	MCHENRY, IL	60050	12/21/2004	144,000	09/08/2005	
Countrywide Home Loans Servicing, LP	MCHENRY	MCHENRY, IL	60050	01/21/2005	172,000	10/18/2005	
Countrywide Home Loans Servicing, LP	MCHENRY	MCHENRY, IL	60050	03/04/2005	176,800	09/29/2005	
Countrywide Home Loans Servicing, LP	MCHENRY	MCHENRY, IL	60050	01/23/1998	104,800	03/21/2005	
Countrywide Home Loans Servicing, LP	MCHENRY	MCHENRY, IL	60050	09/03/2003	146,300	11/30/2005	
Countrywide Home Loans Servicing, LP	MCHENRY	MCHENRY, IL	60050	05/21/2004	140,000	06/06/2005	
Countrywide Home Loans Servicing, LP	MCHENRY	MCHENRY, IL	60051	02/27/2004	131,750	09/13/2004	11/02/2005
Countrywide Home Loans Servicing, LP	MCHENRY	MCHENRY, IL	60051	11/17/2003	106,200	06/08/2005	
Countrywide Home Loans Servicing, LP	COOK	MORTON GROVE, IL	60053	05/31/2005	409,600	11/30/2005	
Countrywide Home Loans Servicing, LP	COOK	MOUNT PROSPECT, IL	60056	10/11/2004	157,500	06/22/2005	
Countrywide Home Loans Servicing, LP	COOK	MOUNT PROSPECT, IL	60056	02/01/2005	240,000	07/27/2005	
Countrywide Home Loans Servicing, LP	COOK	MOUNT PROSPECT, IL	60056	02/18/2004	245,000	06/23/2005	
Countrywide Home Loans Servicing, LP	COOK	CHICAGO, IL	60060	02/26/2003	156,000	02/02/2004	08/01/2005
Countrywide Home Loans Servicing, LP	LAKE	MUNDELEIN, IL	60060	07/06/2001	172,000	10/20/2003	12/08/2005
Countrywide Home Loans Servicing, LP	LAKE	MUNDELEIN, IL	60060	04/14/2004	232,000	01/20/2005	
Countrywide Home Loans Servicing, LP	LAKE	VERNON HILLS	60061	05/26/2005	300,800	11/23/2005	
Countrywide Home Loans Servicing, LP	LAKE	VERNON HILLS	60061	03/19/2004	190,000	11/19/2004	
Countrywide Home Loans Servicing, LP	COOK	NORTHBROOK	60062	02/28/2005	840,000	08/11/2005	
Countrywide Home Loans Servicing, LP	COOK	NORTHBROOK	60062	05/24/2004	139,482	10/06/2005	
Countrywide Home Loans Servicing, LP	LAKE	NORTH CHICAGO	60064	07/24/2004	82,000	12/30/2004	10/27/2005
Countrywide Home Loans Servicing, LP	COOK	PALATINE	60067	07/13/2004	121,550	02/10/2005	12/22/2005
Countrywide Home Loans Servicing, LP	COOK	PALATINE	60067	05/05/2004	378,000	03/25/2005	
Countrywide Home Loans Servicing, LP	COOK	PALATINE	60067	05/27/2004	261,250	04/15/2005	
Countrywide Home Loans Servicing, LP	COOK	PALATINE	60067	07/30/2004	272,000	03/04/2005	
Countrywide Home Loans Servicing, LP	COOK	PALATINE	60067	06/04/2004	107,200	12/27/2005	
Countrywide Home Loans Servicing, LP	COOK	PALATINE	60067	07/30/2004	129,900	03/10/2005	12/21/2005
Countrywide Home Loans Servicing, LP	COOK	PARK RIDGE	60068	04/24/2002	260,000	08/03/2005	
Countrywide Home Loans Servicing, LP	COOK	PARK RIDGE	60068	09/21/2002	294,500	05/14/2004	
Countrywide Home Loans Servicing, LP	COOK	PARK RIDGE	60068	12/09/2004	361,250	05/12/2005	
Countrywide Home Loans Servicing, LP	LAKE	LINCOLNSHIRE	60069	01/06/2005	196,000	10/11/2005	
Countrywide Home Loans Servicing, LP	LAKE	PRAIRIE VIEW	60069	02/10/2005	267,200	10/25/2005	
Countrywide Home Loans Servicing, LP	COOK	PROSPECT HEIGHTS	60070	09/30/2002	74,250	06/16/2005	
Countrywide Home Loans Servicing, LP	COOK	PROSPECT HEIGHTS	60070	03/16/2005	106,400	10/04/2005	
Countrywide Home Loans Servicing, LP	MCHENRY	RICHMOND	60071	03/03/2005	265,200	10/05/2005	
Countrywide Home Loans Servicing, LP	LAKE	HAINESVILLE	60073	03/31/2004	243,000	02/14/2005	
Countrywide Home Loans Servicing, LP	LAKE	ROUND LAKE BEACH	60073	11/27/2002	120,000	03/17/2005	12/22/2005

Statewide Foreclosures for the Second Half of 2005

Institution Name	County	City	Zip	Loan Date	Loan Amount	Filing Date	Close Date
Countrywide Home Loans Servicing, LP	LAKE	ROUND LAKE BEACH	60073	09/15/2004	109,520	03/21/2005	
Countrywide Home Loans Servicing, LP	LAKE	ROUND LAKE BEACH	60073	07/06/2004	135,850	10/27/2005	
Countrywide Home Loans Servicing, LP	LAKE	ROUND LAKE BEACH	60073	12/29/2004	112,000	09/01/2005	
Countrywide Home Loans Servicing, LP	LAKE	ROUND LAKE BEACH	60073	01/29/2004	140,600	11/21/2005	
Countrywide Home Loans Servicing, LP	LAKE	ROUND LAKE HEIGHTS	60073	04/14/2005	106,000	11/04/2005	
Countrywide Home Loans Servicing, LP	LAKE	ROUND LAKE PARK	60073	07/09/2003	94,300	03/21/2005	
Countrywide Home Loans Servicing, LP	LAKE	ROUND LAKE	60073	08/06/2004	217,700	08/03/2005	
Countrywide Home Loans Servicing, LP	LAKE	ROUND LAKE	60073	08/13/2003	326,770	10/25/2004	11/10/2005
Countrywide Home Loans Servicing, LP	LAKE	ROUND LAKE	60073	09/22/2003	81,250	11/02/2004	07/06/2005
Countrywide Home Loans Servicing, LP	LAKE	ROUND LAKE	60073	01/02/2004	109,650	04/19/2005	
Countrywide Home Loans Servicing, LP	LAKE	ROUND LAKE	60073	03/29/2004	204,250	11/10/2005	
Countrywide Home Loans Servicing, LP	LAKE	ROUND LAKE	60073	12/20/2003	286,384	06/29/2005	
Countrywide Home Loans Servicing, LP	LAKE	ROUND LAKE	60073	09/09/2003	250,600	01/27/2005	
Countrywide Home Loans Servicing, LP	COOK	PALATINE	60074	06/22/2004	118,800	02/17/2005	11/09/2005
Countrywide Home Loans Servicing, LP	COOK	PALATINE	60074	02/08/2002	126,800	12/15/2004	
Countrywide Home Loans Servicing, LP	COOK	PALATINE	60074	09/24/2004	150,400	11/01/2005	
Countrywide Home Loans Servicing, LP	COOK	PALATINE	60074	04/15/2005	105,000	09/07/2005	
Countrywide Home Loans Servicing, LP	COOK	SKOKIE	60076	06/30/2004	323,425	01/04/2005	
Countrywide Home Loans Servicing, LP	COOK	SKOKIE	60077	02/23/2005	349,600	10/24/2005	
Countrywide Home Loans Servicing, LP	COOK	SKOKIE	60077	06/24/2004	137,750	08/19/2005	
Countrywide Home Loans Servicing, LP	MCHENRY	SPRING GROVE	60081	08/06/2004	229,700	12/06/2005	
Countrywide Home Loans Servicing, LP	MCHENRY	SPRING GROVE	60081	04/05/2005	445,000	08/05/2005	
Countrywide Home Loans Servicing, LP	MCHENRY	SPRING GROVE	60081	08/25/2003	308,000	01/13/2004	
Countrywide Home Loans Servicing, LP	LAKE	WADSWORTH	60083	07/02/2004	363,000	03/11/2005	
Countrywide Home Loans Servicing, LP	LAKE	WAUCONDA	60084	05/10/2005	224,000	11/29/2005	
Countrywide Home Loans Servicing, LP	LAKE	WAUKEGAN	60085	12/31/2003	139,500	07/20/2005	
Countrywide Home Loans Servicing, LP	LAKE	WAUKEGAN	60085	05/07/2001	60,000	01/19/2005	
Countrywide Home Loans Servicing, LP	LAKE	WAUKEGAN	60085	04/13/2004	149,400	06/14/2005	
Countrywide Home Loans Servicing, LP	LAKE	WAUKEGAN	60085	05/06/2004	137,750	01/25/2005	
Countrywide Home Loans Servicing, LP	LAKE	WAUKEGAN	60085	06/03/2004	136,705	12/07/2005	
Countrywide Home Loans Servicing, LP	LAKE	WAUKEGAN	60085	05/27/2004	124,000	02/18/2005	
Countrywide Home Loans Servicing, LP	LAKE	WAUKEGAN	60085	09/28/2004	113,000	11/16/2005	
Countrywide Home Loans Servicing, LP	LAKE	WAUKEGAN	60085	05/06/1996	35,000	08/05/2005	
Countrywide Home Loans Servicing, LP	LAKE	WAUKEGAN	60085	04/30/2002	128,000	10/25/2004	09/07/2005
Countrywide Home Loans Servicing, LP	LAKE	WAUKEGAN	60085	04/12/2004	204,000	11/18/2005	
Countrywide Home Loans Servicing, LP	LAKE	BEACH PARK	60087	09/10/2004	196,000	09/27/2005	
Countrywide Home Loans Servicing, LP	LAKE	BEACH PARK	60087	04/28/2004	166,500	12/23/2005	
Countrywide Home Loans Servicing, LP	LAKE	WAUKEGAN	60087	04/15/2005	132,800	08/25/2005	
Countrywide Home Loans Servicing, LP	LAKE	WAUKEGAN	60087	10/31/2003	115,200	09/29/2004	10/28/2005
Countrywide Home Loans Servicing, LP	LAKE	WAUKEGAN	60087	06/01/2004	119,600	12/01/2004	

Statewide Foreclosures for the Second Half of 2005

Institution Name	County	City	Zip	Loan Date	Loan Amount	Filing Date	Close Date
Countrywide Home Loans Servicing, LP	LAKE	WAUKEGAN	60087	04/26/2004	145,600	11/19/2004	
Countrywide Home Loans Servicing, LP	LAKE	WAUKEGAN	60087	01/03/2002	135,800	12/07/2005	
Countrywide Home Loans Servicing, LP	LAKE	BUFFALO GROVE	60089	10/15/2003	170,000	09/27/2004	
Countrywide Home Loans Servicing, LP	COOK	WHEELING	60090	04/08/2004	209,000	06/16/2005	
Countrywide Home Loans Servicing, LP	LAKE	WINTHROP HARBOR	60096	06/16/2004	164,800	02/28/2005	
Countrywide Home Loans Servicing, LP	MCHENRY	WONDER LAKE, IL	60097	02/06/2004	205,000	10/18/2005	
Countrywide Home Loans Servicing, LP	MCHENRY	WOODSTOCK	60098	11/05/2003	237,000	09/01/2005	
Countrywide Home Loans Servicing, LP	MCHENRY	WOODSTOCK	60098	08/19/2003	315,000	12/21/2004	12/01/2005
Countrywide Home Loans Servicing, LP	MCHENRY	WOODSTOCK	60098	04/16/2003	208,000	02/17/2005	
Countrywide Home Loans Servicing, LP	MCHENRY	WOODSTOCK	60098	05/01/2003	131,000	07/11/2005	
Countrywide Home Loans Servicing, LP	LAKE	ZION	60099	12/06/2002	117,000	08/02/2005	
Countrywide Home Loans Servicing, LP	LAKE	ZION	60099	02/27/2004	153,000	08/01/2005	
Countrywide Home Loans Servicing, LP	LAKE	ZION	60099	05/09/2005	108,400	10/24/2005	
Countrywide Home Loans Servicing, LP	LAKE	ZION	60099	06/15/2004	172,500	01/12/2005	
Countrywide Home Loans Servicing, LP	LAKE	ZION	60099	07/23/2004	124,950	09/26/2005	
Countrywide Home Loans Servicing, LP	LAKE	ZION	60099	01/10/2005	139,000	06/21/2005	
Countrywide Home Loans Servicing, LP	LAKE	ZION	60099	10/15/1990	70,400	10/24/2005	
Countrywide Home Loans Servicing, LP	LAKE	ZION	60099	10/15/2002	207,000	08/05/2005	
Countrywide Home Loans Servicing, LP	DUPAGE	ADDISON	60101	01/30/2003	193,400	07/14/2005	
Countrywide Home Loans Servicing, LP	DUPAGE	ADDISON	60101	01/21/2005	149,120	08/10/2005	
Countrywide Home Loans Servicing, LP	DUPAGE	ADDISON	60101	05/26/2005	224,000	11/07/2005	
Countrywide Home Loans Servicing, LP	MCHENRY	ALGONQUIN	60102	10/07/2003	260,000	11/23/2004	
Countrywide Home Loans Servicing, LP	MCHENRY	ALGONQUIN	60102	05/18/2004	256,000	07/22/2005	
Countrywide Home Loans Servicing, LP	MCHENRY	ALGONQUIN	60102	04/30/2004	381,600	05/20/2005	
Countrywide Home Loans Servicing, LP	MCHENRY	ALGONQUIN	60102	04/09/2003	245,800	11/16/2004	
Countrywide Home Loans Servicing, LP	KANE	ALGONQUIN	60102	06/18/2004	240,000	07/11/2005	
Countrywide Home Loans Servicing, LP	KANE	ALGONQUIN	60102	10/15/2004	125,200	06/16/2005	
Countrywide Home Loans Servicing, LP	DUPAGE	BARTLETT	60103	09/23/2004	168,000	11/03/2005	
Countrywide Home Loans Servicing, LP	DUPAGE	BARTLETT	60103	11/04/2002	541,800	07/16/2004	
Countrywide Home Loans Servicing, LP	DUPAGE	BARTLETT	60103	11/07/2002	369,600	10/18/2004	09/27/2005
Countrywide Home Loans Servicing, LP	COOK	BELLWOOD	60104	04/26/2004	151,000	03/25/2005	
Countrywide Home Loans Servicing, LP	COOK	BELLWOOD	60104	03/24/2004	126,000	01/20/2005	
Countrywide Home Loans Servicing, LP	COOK	BELLWOOD	60104	06/25/2004	128,350	10/21/2004	
Countrywide Home Loans Servicing, LP	COOK	BELLWOOD	60104	06/09/2004	114,000	03/10/2005	
Countrywide Home Loans Servicing, LP	COOK	BELLWOOD	60104	04/11/2005	128,000	12/22/2005	
Countrywide Home Loans Servicing, LP	DUPAGE	BENSENVILLE	60106	08/05/2004	240,000	03/01/2005	12/29/2005
Countrywide Home Loans Servicing, LP	DUPAGE	BENSENVILLE	60106	08/05/2004	216,000	05/03/2005	
Countrywide Home Loans Servicing, LP	DUPAGE	BENSENVILLE	60106	03/31/2000	95,625	09/14/2005	
Countrywide Home Loans Servicing, LP	DUPAGE	BENSENVILLE	60106	01/16/1992	66,500	06/07/2005	
Countrywide Home Loans Servicing, LP	COOK	STREAMWOOD	60107	04/07/2005	225,000	11/16/2005	

Statewide Foreclosures for the Second Half of 2005

Institution Name	County	City	Zip	Loan Date	Loan Amount	Filing Date	Close Date
Countrywide Home Loans Servicing, LP	COOK	STREAMWOOD	60107	07/22/2003	157,500	12/09/2005	
Countrywide Home Loans Servicing, LP	COOK	STREAMWOOD	60107	07/23/2004	164,970	01/04/2005	10/19/2005
Countrywide Home Loans Servicing, LP	COOK	STREAMWOOD	60107	09/17/2004	167,450	04/07/2005	12/22/2005
Countrywide Home Loans Servicing, LP	COOK	STREAMWOOD	60107	07/21/2004	134,725	04/13/2005	
Countrywide Home Loans Servicing, LP	COOK	STREAMWOOD	60107	12/29/2004	188,000	10/10/2005	
Countrywide Home Loans Servicing, LP	COOK	STREAMWOOD	60107	12/28/2004	222,000	09/02/2005	
Countrywide Home Loans Servicing, LP	COOK	STREAMWOOD	60107	04/19/2004	169,200	02/15/2005	
Countrywide Home Loans Servicing, LP	COOK	STREAMWOOD	60107	05/20/2004	148,310	03/27/2006	
Countrywide Home Loans Servicing, LP	COOK	STREAMWOOD	60107	07/29/2003	134,000	02/11/2005	
Countrywide Home Loans Servicing, LP	DUPAGE	BLOOMINGDALE	60108	10/21/2004	254,300	10/20/2005	
Countrywide Home Loans Servicing, LP	DUPAGE	BLOOMINGDALE	60108	02/27/2003	152,800	06/14/2005	
Countrywide Home Loans Servicing, LP	KANE	CARPENTERSVILLE	60110	05/10/2004	131,120	08/08/2005	
Countrywide Home Loans Servicing, LP	KANE	CARPENTERSVILLE	60110	10/15/2003	139,555	08/08/2005	
Countrywide Home Loans Servicing, LP	KANE	CARPENTERSVILLE	60110	05/30/2003	362,400	12/09/2005	
Countrywide Home Loans Servicing, LP	KANE	CARPENTERSVILLE	60110	08/21/2003	104,800	10/20/2004	07/14/2005
Countrywide Home Loans Servicing, LP	KANE	CARPENTERSVILLE	60110	04/20/2004	104,000	06/21/2005	
Countrywide Home Loans Servicing, LP	KANE	CARPENTERSVILLE	60110	05/06/2004	129,755	04/15/2005	
Countrywide Home Loans Servicing, LP	KANE	CARPENTERSVILLE	60110	06/10/2004	153,710	10/24/2005	
Countrywide Home Loans Servicing, LP	KANE	CARPENTERSVILLE	60110	05/27/2005	140,240	11/23/2005	
Countrywide Home Loans Servicing, LP	KANE	CARPENTERSVILLE	60110	06/10/2003	124,900	08/30/2005	
Countrywide Home Loans Servicing, LP	KANE	CARPENTERSVILLE	60110	06/11/2004	130,400	05/13/2005	
Countrywide Home Loans Servicing, LP	KANE	CARPENTERSVILLE	60110	11/20/2003	142,500	08/08/2005	
Countrywide Home Loans Servicing, LP	KANE	CARPENTERSVILLE	60110	12/20/2004	175,000	12/23/2005	
Countrywide Home Loans Servicing, LP	KANE	CARPENTERSVILLE	60110	01/14/2005	107,500	08/15/2005	
Countrywide Home Loans Servicing, LP	KANE	CARPENTERSVILLE	60110	08/31/2001	274,550	03/28/2003	
Countrywide Home Loans Servicing, LP	KANE	CARPENTERSVILLE	60110	10/30/2002	113,300	12/06/2005	
Countrywide Home Loans Servicing, LP	DEKALB	DEKALB	60115	10/04/1994	116,000	11/29/2005	
Countrywide Home Loans Servicing, LP	DEKALB	DEKALB	60115	07/25/2003	161,000	02/16/2005	
Countrywide Home Loans Servicing, LP	DEKALB	DEKALB	60115	02/21/2004	153,000	10/25/2005	
Countrywide Home Loans Servicing, LP	DEKALB	DEKALB	60115	04/19/2005	204,250	11/07/2005	
Countrywide Home Loans Servicing, LP	KANE	SLEEPY HOLLOW	60118	04/01/2004	289,500	06/21/2005	
Countrywide Home Loans Servicing, LP	COOK	ELGIN	60120	08/30/2004	119,200	10/24/2005	
Countrywide Home Loans Servicing, LP	KANE	ELGIN	60120	12/15/2004	131,950	12/28/2005	
Countrywide Home Loans Servicing, LP	KANE	ELGIN	60120	05/25/2004	153,900	11/23/2004	10/06/2005
Countrywide Home Loans Servicing, LP	KANE	ELGIN	60120	08/25/2004	175,120	01/31/2005	11/17/2005
Countrywide Home Loans Servicing, LP	KANE	ELGIN	60120	12/01/2004	144,400	05/25/2005	
Countrywide Home Loans Servicing, LP	KANE	ELGIN	60120	06/15/2004	169,700	12/28/2004	
Countrywide Home Loans Servicing, LP	KANE	ELGIN	60120	08/31/2004	166,250	06/16/2005	
Countrywide Home Loans Servicing, LP	KANE	ELGIN	60120	05/05/2004	180,000	06/23/2005	
Countrywide Home Loans Servicing, LP	KANE	ELGIN	60120	05/03/2004	135,000	06/15/2005	

Statewide Foreclosures for the Second Half of 2005

Institution Name	County	City	Zip	Loan Date	Loan Amount	Filing Date	Close Date
Countrywide Home Loans Servicing, LP	KANE	ELGIN	60120	05/10/2005	199,500	09/28/2005	
Countrywide Home Loans Servicing, LP	COOK	ELGIN	60120	12/30/2004	97,520	10/27/2005	
Countrywide Home Loans Servicing, LP	KANE	ELGIN	60120	04/29/2005	149,600	11/04/2005	
Countrywide Home Loans Servicing, LP	COOK	ELGIN	60120	12/23/2003	63,000	11/21/2005	
Countrywide Home Loans Servicing, LP	KANE	ELGIN	60120	07/18/2003	192,900	07/20/2005	
Countrywide Home Loans Servicing, LP	KANE	ELGIN	60120	03/09/2004	199,000	08/08/2005	
Countrywide Home Loans Servicing, LP	KANE	ELGIN	60120	02/24/2004	228,800	11/03/2005	
Countrywide Home Loans Servicing, LP	KANE	ELGIN	60120	11/04/2004	164,900	09/09/2005	
Countrywide Home Loans Servicing, LP	KANE	ELGIN	60120	12/31/2004	186,725	10/18/2005	
Countrywide Home Loans Servicing, LP	KANE	ELGIN	60123	12/29/2004	222,000	12/07/2005	
Countrywide Home Loans Servicing, LP	KANE	ELGIN	60123	07/14/2004	172,800	01/05/2005	10/13/2005
Countrywide Home Loans Servicing, LP	KANE	ELGIN	60123	01/29/2003	235,800	02/24/2005	12/22/2005
Countrywide Home Loans Servicing, LP	KANE	ELGIN	60123	02/18/2005	204,000	09/29/2005	
Countrywide Home Loans Servicing, LP	KANE	ELGIN	60123	07/22/2004	127,920	10/06/2005	
Countrywide Home Loans Servicing, LP	KANE	ELGIN	60123	10/15/2004	184,000	09/12/2005	
Countrywide Home Loans Servicing, LP	KANE	ELGIN	60123	04/16/2004	207,000	09/19/2005	
Countrywide Home Loans Servicing, LP	KANE	ELGIN	60123	12/04/2003	147,200	11/15/2005	
Countrywide Home Loans Servicing, LP	KANE	ELGIN	60123	06/08/2005	169,900	12/07/2005	
Countrywide Home Loans Servicing, LP	KANE	ELGIN	60123	11/19/2003	207,810	12/14/2004	09/15/2005
Countrywide Home Loans Servicing, LP	KANE	ELGIN	60123	11/03/2004	243,955	04/19/2005	12/08/2005
Countrywide Home Loans Servicing, LP	KANE	ELGIN	60123	12/23/2004	160,000	08/15/2005	
Countrywide Home Loans Servicing, LP	KANE	ELGIN	60123	06/04/2004	99,200	12/08/2005	
Countrywide Home Loans Servicing, LP	DUPAGE	ELMHURST, IL	60126	11/16/2004	340,000	11/15/2005	
Countrywide Home Loans Servicing, LP	DUPAGE	ELMHURST, IL	60126	02/11/2004	311,500	06/23/2005	
Countrywide Home Loans Servicing, LP	COOK	FOREST PARK	60130	03/22/2001	196,000	03/02/2004	
Countrywide Home Loans Servicing, LP	COOK	FRANKLIN PARK	60131	07/23/2004	180,000	04/19/2005	
Countrywide Home Loans Servicing, LP	COOK	FRANKLIN PARK	60131	12/23/2004	220,000	07/22/2005	
Countrywide Home Loans Servicing, LP	COOK	FRANKLIN PARK	60131	03/22/2005	195,500	11/07/2005	
Countrywide Home Loans Servicing, LP	COOK	FRANKLIN PARK	60131	06/10/2004	187,500	08/16/2005	
Countrywide Home Loans Servicing, LP	DUPAGE	HANOVER PARK	60133	04/28/2004	218,500	03/28/2005	
Countrywide Home Loans Servicing, LP	COOK	HANOVER PARK	60133	04/06/2005	148,500	09/28/2005	
Countrywide Home Loans Servicing, LP	COOK	HANOVER PARK	60133	04/19/2004	161,500	10/13/2005	
Countrywide Home Loans Servicing, LP	COOK	HANOVER PARK	60133	08/20/2004	218,500	05/19/2005	
Countrywide Home Loans Servicing, LP	KANE	GENEVA	60134	07/12/2001	269,100	03/27/2003	08/25/2005
Countrywide Home Loans Servicing, LP	DEKALB	GENOA	60135	04/30/2005	155,000	11/30/2005	
Countrywide Home Loans Servicing, LP	DEKALB	GENOA	60135	06/03/2005	289,900	11/21/2005	
Countrywide Home Loans Servicing, LP	KANE	GILBERTS, IL	60136	12/28/2004	213,000	10/19/2005	
Countrywide Home Loans Servicing, LP	DUPAGE	GLEN ELLYN	60137	10/20/2004	234,400	11/18/2005	
Countrywide Home Loans Servicing, LP	DUPAGE	GLENDALE HEIGHTS	60139	01/25/2005	166,320	08/12/2005	
Countrywide Home Loans Servicing, LP	DUPAGE	GLENDALE HEIGHTS	60139	12/31/2003	147,200	08/12/2004	12/20/2005

Statewide Foreclosures for the Second Half of 2005

Institution Name	County	City	Zip	Loan Date	Loan Amount	Filing Date	Close Date
Countrywide Home Loans Servicing, LP	DUPAGE	GLENDALE HEIGHTS	60139	05/26/2004	389,500	01/04/2005	
Countrywide Home Loans Servicing, LP	DUPAGE	GLENDALE HEIGHTS	60139	06/09/2004	193,500	06/23/2005	
Countrywide Home Loans Servicing, LP	DUPAGE	GLENDALE HEIGHTS	60139	10/22/2004	210,400	09/12/2005	
Countrywide Home Loans Servicing, LP	DUPAGE	GLENDALE HEIGHTS	60139	03/01/2004	171,000	03/18/2005	
Countrywide Home Loans Servicing, LP	DUPAGE	GLENDALE HEIGHTS	60139	08/25/2004	113,000	12/02/2005	
Countrywide Home Loans Servicing, LP	DUPAGE	GLENDALE HEIGHTS	60139	07/28/2004	175,920	12/05/2005	
Countrywide Home Loans Servicing, LP	KANE	HAMPSHIRE	60140	03/06/2003	163,950	05/31/2005	
Countrywide Home Loans Servicing, LP	KANE	PINGREE GROVE	60140	06/06/2005	194,000	12/19/2005	
Countrywide Home Loans Servicing, LP	MCHENRY	HUNTLEY	60142	03/15/2004	180,000	02/14/2005	
Countrywide Home Loans Servicing, LP	MCHENRY	HUNTLEY	60142	12/26/2002	247,000	06/19/2003	
Countrywide Home Loans Servicing, LP	MCHENRY	HUNTLEY	60142	05/17/2004	310,399	07/19/2005	
Countrywide Home Loans Servicing, LP	DEKALB	KIRKLAND	60146	11/20/2003	294,216	11/02/2004	10/27/2005
Countrywide Home Loans Servicing, LP	DUPAGE	LOMBARD	60148	06/29/2004	122,550	05/04/2005	
Countrywide Home Loans Servicing, LP	DUPAGE	LOMBARD	60148	03/14/2005	172,000	10/06/2005	
Countrywide Home Loans Servicing, LP	KANE	MAPLE PARK	60151	12/20/2001	110,932	08/08/2005	
Countrywide Home Loans Servicing, LP	KANE	MAPLE PARK	60151	12/21/2004	160,650	10/24/2005	
Countrywide Home Loans Servicing, LP	MCHENRY	MARENGO	60152	09/02/2004	105,000	12/19/2005	
Countrywide Home Loans Servicing, LP	MCHENRY	MARENGO	60152	10/15/2004	230,000	06/08/2005	
Countrywide Home Loans Servicing, LP	COOK	CHICAGO, IL	60153	07/23/2004	200,000	12/23/2005	
Countrywide Home Loans Servicing, LP	COOK	MAYWOOD	60153	02/12/2004	165,000	03/23/2005	10/05/2005
Countrywide Home Loans Servicing, LP	COOK	MAYWOOD	60153	05/11/2004	124,950	11/23/2004	10/05/2005
Countrywide Home Loans Servicing, LP	COOK	MAYWOOD	60153	09/02/2004	65,000	01/13/2005	11/29/2005
Countrywide Home Loans Servicing, LP	COOK	MAYWOOD	60153	06/30/2004	256,500	11/05/2004	
Countrywide Home Loans Servicing, LP	COOK	MAYWOOD	60153	11/22/2004	200,000	10/10/2005	
Countrywide Home Loans Servicing, LP	COOK	MAYWOOD	60153	08/13/2004	175,500	10/25/2005	
Countrywide Home Loans Servicing, LP	COOK	MAYWOOD	60153	12/03/2004	99,200	06/16/2005	
Countrywide Home Loans Servicing, LP	COOK	MAYWOOD	60153	07/28/2004	102,000	06/15/2005	
Countrywide Home Loans Servicing, LP	COOK	MAYWOOD	60153	09/24/2004	123,200	12/05/2005	
Countrywide Home Loans Servicing, LP	COOK	MAYWOOD	60153	07/22/2004	160,000	02/14/2005	10/18/2005
Countrywide Home Loans Servicing, LP	COOK	MAYWOOD	60153	04/30/2004	150,000	02/28/2005	
Countrywide Home Loans Servicing, LP	COOK	MAYWOOD	60153	02/19/2004	105,000	08/02/2005	
Countrywide Home Loans Servicing, LP	COOK	MAYWOOD	60153	05/25/2004	142,500	02/09/2005	
Countrywide Home Loans Servicing, LP	COOK	WESTCHESTER	60154	10/14/2002	175,750	12/07/2004	
Countrywide Home Loans Servicing, LP	COOK	WESTCHESTER	60154		216,900	11/22/2005	
Countrywide Home Loans Servicing, LP	COOK	WESTCHESTER	60154	06/07/2004	229,200	12/22/2005	
Countrywide Home Loans Servicing, LP	COOK	WESTCHESTER	60154	05/25/2004	257,400	11/19/2004	
Countrywide Home Loans Servicing, LP	COOK	WESTCHESTER	60154	07/22/2004	360,000	09/23/2005	
Countrywide Home Loans Servicing, LP	COOK	WESTCHESTER	60154	01/26/2004	187,000	06/21/2005	
Countrywide Home Loans Servicing, LP	COOK	WESTCHESTER	60154	12/30/2003	224,600	12/30/2004	
Countrywide Home Loans Servicing, LP	COOK	BROADVIEW	60155	01/11/2005	166,250	09/09/2005	

Statewide Foreclosures for the Second Half of 2005

Institution Name	County	City	Zip	Loan Date	Loan Amount	Filing Date	Close Date
Countrywide Home Loans Servicing, LP	COOK	BROADVIEW	60155	03/02/2000	109,080	08/19/2005	
Countrywide Home Loans Servicing, LP	MCHENRY	LAKE IN THE HILLS	60156	04/14/2004	222,800	06/03/2005	
Countrywide Home Loans Servicing, LP	MCHENRY	LAKE IN THE HILLS	60156	08/19/2002	135,000	12/29/2005	
Countrywide Home Loans Servicing, LP	MCHENRY	LAKE IN THE HILLS	60156	05/27/2004	182,100	03/28/2006	
Countrywide Home Loans Servicing, LP	MCHENRY	LAKE IN THE HILLS	60156	07/01/2004	162,000	05/10/2005	
Countrywide Home Loans Servicing, LP	MCHENRY	LAKE IN THE HILLS	60156	11/19/2004	97,520	05/17/2005	
Countrywide Home Loans Servicing, LP	MCHENRY	LAKE IN THE HILLS	60156	02/14/2003	133,600	02/15/2005	
Countrywide Home Loans Servicing, LP	COOK	MELROSE PARK	60160	06/09/2004	236,100	02/08/2005	
Countrywide Home Loans Servicing, LP	COOK	MELROSE PARK	60160	06/11/2003	213,600	08/12/2005	
Countrywide Home Loans Servicing, LP	COOK	MELROSE PARK	60160	01/22/1999	56,850	08/05/2004	
Countrywide Home Loans Servicing, LP	COOK	BERKELEY	60163	03/22/2005	75,000	10/07/2005	
Countrywide Home Loans Servicing, LP	COOK	BERKELEY	60163	07/26/2004	132,000	10/26/2005	
Countrywide Home Loans Servicing, LP	COOK	MELROSE PARK	60164	03/31/2005	267,500	10/28/2005	
Countrywide Home Loans Servicing, LP	COOK	NORTHLAKE	60164	01/26/2005	172,000	09/28/2005	
Countrywide Home Loans Servicing, LP	COOK	NORTHLAKE	60164	02/09/2004	263,840	10/28/2004	07/06/2005
Countrywide Home Loans Servicing, LP	COOK	NORTHLAKE	60164	10/14/2003	204,000	09/13/2005	
Countrywide Home Loans Servicing, LP	DUPAGE	ROSELLE	60172	07/23/2003	140,400	06/16/2005	
Countrywide Home Loans Servicing, LP	COOK	HOFFMAN ESTATES	60173	04/14/2003	250,000	08/03/2005	
Countrywide Home Loans Servicing, LP	KANE	SAINT CHARLES	60174	05/27/2004	194,750	10/14/2005	
Countrywide Home Loans Servicing, LP	KANE	ST CHARLES	60174	07/23/2004	200,000	09/22/2005	
Countrywide Home Loans Servicing, LP	COOK	SCHILLER PARK	60176	04/05/2004	278,350	10/28/2004	07/13/2005
Countrywide Home Loans Servicing, LP	COOK	SCHILLER PARK	60176	05/07/2004	142,200	09/27/2005	
Countrywide Home Loans Servicing, LP	KANE	SOUTH ELGIN	60177	03/30/2004	150,800	11/24/2004	09/01/2005
Countrywide Home Loans Servicing, LP	DEKALB	SYCAMORE	60178	12/02/2004	170,000	05/27/2005	
Countrywide Home Loans Servicing, LP	DEKALB	SYCAMORE	60178	11/07/2003	206,100	08/12/2005	
Countrywide Home Loans Servicing, LP	DEKALB	SYCAMORE	60178	04/16/2004	92,000	11/16/2005	
Countrywide Home Loans Servicing, LP	DEKALB	SYCAMORE	60178	03/12/2004	144,415	09/28/2004	
Countrywide Home Loans Servicing, LP	DUPAGE	VILLA PARK	60181	05/13/2004	267,774	12/06/2005	
Countrywide Home Loans Servicing, LP	DUPAGE	VILLA PARK	60181	08/31/2001	179,550	01/18/2005	
Countrywide Home Loans Servicing, LP	DUPAGE	WEST CHICAGO	60185	12/04/1997	256,500	03/14/2006	
Countrywide Home Loans Servicing, LP	DUPAGE	WEST CHICAGO	60185	10/23/2002	162,000	09/02/2005	
Countrywide Home Loans Servicing, LP	DUPAGE	WEST CHICAGO	60185	02/10/2005	315,000	08/09/2005	
Countrywide Home Loans Servicing, LP	DUPAGE	WHEATON	60187	03/25/2004	285,000	06/21/2005	
Countrywide Home Loans Servicing, LP	DUPAGE	WHEATON	60187	08/08/2003	220,500	11/19/2004	
Countrywide Home Loans Servicing, LP	DUPAGE	CAROL STREAM	60188	09/01/2004	100,000	12/30/2004	09/27/2005
Countrywide Home Loans Servicing, LP	DUPAGE	CAROL STREAM	60188	06/28/2004	261,725	05/24/2005	
Countrywide Home Loans Servicing, LP	DUPAGE	CAROL STREAM	60188	10/08/1999	109,500	12/07/2004	09/15/2005
Countrywide Home Loans Servicing, LP	COOK	SCHAUMBURG	60193	04/08/2004	108,000	09/28/2004	07/07/2005
Countrywide Home Loans Servicing, LP	COOK	HOFFMAN ESTATES	60194	06/10/2004	126,000	06/13/2005	
Countrywide Home Loans Servicing, LP	COOK	HOFFMAN ESTATES	60194	07/06/2004	106,300	05/09/2005	

Statewide Foreclosures for the Second Half of 2005

Institution Name	County	City	Zip	Loan Date	Loan Amount	Filing Date	Close Date
Countrywide Home Loans Servicing, LP	COOK	SCHAUMBURG	60194	08/14/2002	100,800	02/14/2005	11/30/2005
Countrywide Home Loans Servicing, LP	COOK	SCHAUMBURG	60194	03/23/2005	148,000	12/08/2005	
Countrywide Home Loans Servicing, LP	COOK	SCHAUMBURG	60194	05/27/2004	100,750	06/14/2005	
Countrywide Home Loans Servicing, LP	COOK	HOFFMAN ESTATES	60195	07/13/2004	106,400	08/08/2005	
Countrywide Home Loans Servicing, LP	COOK	HOFFMAN ESTATES	60195	12/02/2004	205,600	10/10/2005	
Countrywide Home Loans Servicing, LP	COOK	HOFFMAN ESTATES	60195	10/29/2003	94,500	11/22/2005	
Countrywide Home Loans Servicing, LP	COOK	HOFFMAN ESTATES	60195	06/29/2004	143,200	05/09/2005	
Countrywide Home Loans Servicing, LP	COOK	HOFFMAN ESTATES	60195	03/24/2005	222,000	11/09/2005	
Countrywide Home Loans Servicing, LP	COOK	EVANSTON	60201	08/31/2001	138,000	11/24/2004	
Countrywide Home Loans Servicing, LP	COOK	EVANSTON	60201	10/08/2004	155,000	09/02/2005	
Countrywide Home Loans Servicing, LP	COOK	EVANSTON	60201	02/26/2002	144,400	12/29/2005	
Countrywide Home Loans Servicing, LP	COOK	EVANSTON	60202	01/11/2005	186,550	08/16/2005	
Countrywide Home Loans Servicing, LP	COOK	EVANSTON	60202	11/30/2004	225,000	11/04/2005	
Countrywide Home Loans Servicing, LP	COOK	EVANSTON	60202	02/15/2005	207,200	12/01/2005	
Countrywide Home Loans Servicing, LP	COOK	EVANSTON	60202	07/15/2003	224,000	03/14/2006	
Countrywide Home Loans Servicing, LP	COOK	EVANSTON	60203	08/26/2003	387,000	01/14/2005	
Countrywide Home Loans Servicing, LP	COOK	OAK PARK	60302	07/29/2004	760,000	04/25/2005	
Countrywide Home Loans Servicing, LP	COOK	OAK PARK	60302	07/11/1994	48,850	07/14/2005	
Countrywide Home Loans Servicing, LP	COOK	OAK PARK	60302	03/16/2005	560,000	09/26/2005	
Countrywide Home Loans Servicing, LP	COOK	OAK PARK	60304	10/21/2003	210,000	09/01/2005	
Countrywide Home Loans Servicing, LP	WILL	BEECHER	60401	05/05/2005	120,000	12/19/2005	
Countrywide Home Loans Servicing, LP	WILL	BEECHER	60401	01/28/2005	210,000	12/19/2005	
Countrywide Home Loans Servicing, LP	COOK	BERWYN	60402	10/24/2003	120,000	09/22/2004	
Countrywide Home Loans Servicing, LP	COOK	BERWYN	60402	08/19/2003	215,100	05/03/2005	
Countrywide Home Loans Servicing, LP	COOK	BERWYN	60402	05/26/2004	220,000	03/15/2005	11/09/2005
Countrywide Home Loans Servicing, LP	COOK	BERWYN	60402		141,100	12/08/2005	
Countrywide Home Loans Servicing, LP	COOK	BERWYN	60402	07/20/2004	133,000	05/12/2005	
Countrywide Home Loans Servicing, LP	COOK	BERWYN	60402	06/30/2004	176,800	08/08/2005	
Countrywide Home Loans Servicing, LP	COOK	BERWYN	60402	01/24/2005	251,750	11/10/2005	
Countrywide Home Loans Servicing, LP	COOK	BERWYN	60402	04/06/2005	235,000	08/08/2005	
Countrywide Home Loans Servicing, LP	COOK	BERWYN	60402		124,050	05/12/2005	
Countrywide Home Loans Servicing, LP	COOK	BERWYN	60402	02/09/2005	238,000	12/08/2005	
Countrywide Home Loans Servicing, LP	COOK	STICKNEY	60402	01/20/2005	180,000	10/17/2005	
Countrywide Home Loans Servicing, LP	COOK	STICKNEY	60402	10/02/2003	219,900	07/22/2005	
Countrywide Home Loans Servicing, LP	COOK	STICKNEY	60402	09/16/2004	270,000	05/04/2005	
Countrywide Home Loans Servicing, LP	COOK	BLUE ISLAND	60406	03/23/2005	168,000	10/11/2005	
Countrywide Home Loans Servicing, LP	COOK	BLUE ISLAND	60406	03/16/2005	154,800	08/31/2005	
Countrywide Home Loans Servicing, LP	WILL	BRAIDWOOD	60408	08/10/2004	113,400	08/24/2005	
Countrywide Home Loans Servicing, LP	WILL	BRAIDWOOD	60408	07/21/2001	144,000	12/09/2004	07/27/2005
Countrywide Home Loans Servicing, LP	COOK	Calumet City	60409	06/21/2004	69,200	01/14/2005	

Statewide Foreclosures for the Second Half of 2005

Institution Name	County	City	Zip	Loan Date	Loan Amount	Filing Date	Close Date
Countrywide Home Loans Servicing, LP	COOK	Calumet City	60409	12/03/1997	112,500	11/16/2004	
Countrywide Home Loans Servicing, LP	COOK	CALUMET CITY	60409	04/13/1999	30,000	04/27/2005	
Countrywide Home Loans Servicing, LP	COOK	CALUMET CITY	60409	04/19/2003	109,800	01/05/2004	07/27/2005
Countrywide Home Loans Servicing, LP	COOK	CALUMET CITY	60409	11/22/2004	234,000	06/09/2005	
Countrywide Home Loans Servicing, LP	COOK	CALUMET CITY	60409	12/16/2004	124,400	08/23/2005	
Countrywide Home Loans Servicing, LP	COOK	CALUMET CITY	60409	04/01/2005	151,200	07/26/2005	
Countrywide Home Loans Servicing, LP	COOK	CALUMET CITY	60409	04/22/2005	96,000	10/06/2005	
Countrywide Home Loans Servicing, LP	COOK	CALUMET CITY	60409	08/28/2003	119,000	10/06/2005	
Countrywide Home Loans Servicing, LP	COOK	CALUMET CITY	60409	04/08/2004	203,200	09/07/2005	
Countrywide Home Loans Servicing, LP	COOK	CALUMET CITY	60409	06/25/2004	72,000	09/28/2005	
Countrywide Home Loans Servicing, LP	COOK	CALUMET CITY	60409	07/09/2004	128,250	10/24/2005	
Countrywide Home Loans Servicing, LP	COOK	CALUMET CITY	60409	07/14/2004	115,000	10/19/2005	
Countrywide Home Loans Servicing, LP	COOK	CALUMET CITY	60409	11/24/2003	167,363	12/30/2005	
Countrywide Home Loans Servicing, LP	COOK	CALUMET CITY	60409	03/02/2005	112,000	12/14/2005	
Countrywide Home Loans Servicing, LP	COOK	CALUMET CITY	60409	09/14/2004	216,000	11/16/2005	
Countrywide Home Loans Servicing, LP	COOK	CALUMET CITY	60409	10/22/2004	79,200	11/15/2005	
Countrywide Home Loans Servicing, LP	COOK	CALUMET CITY	60409	11/23/2004	102,000	04/20/2005	12/01/2005
Countrywide Home Loans Servicing, LP	COOK	CALUMET CITY	60409	04/19/2004	50,000	06/29/2005	
Countrywide Home Loans Servicing, LP	COOK	CALUMET CITY	60409	08/21/2000	91,900	05/11/2005	
Countrywide Home Loans Servicing, LP	COOK	CALUMET CITY	60409	02/24/2003	82,143	02/25/2005	
Countrywide Home Loans Servicing, LP	COOK	CALUMET CITY	60409	04/06/2004	74,700	01/26/2005	
Countrywide Home Loans Servicing, LP	WILL	CHANNAHON	60410	05/27/2004	199,500	12/08/2004	
Countrywide Home Loans Servicing, LP	COOK	CHICAGO HEIGHTS	60411	01/28/2002	88,000	06/25/2003	
Countrywide Home Loans Servicing, LP	COOK	CHICAGO HEIGHTS	60411	05/10/2002	48,650	08/18/2005	
Countrywide Home Loans Servicing, LP	COOK	CHICAGO HEIGHTS	60411	12/22/2004	110,000	12/01/2005	
Countrywide Home Loans Servicing, LP	COOK	CHICAGO HEIGHTS	60411	05/27/2004	108,000	04/14/2005	
Countrywide Home Loans Servicing, LP	COOK	CHICAGO HEIGHTS	60411	11/29/2004	100,000	12/21/2005	
Countrywide Home Loans Servicing, LP	COOK	CHICAGO HEIGHTS	60411	03/05/2004	80,750	08/08/2005	
Countrywide Home Loans Servicing, LP	COOK	CHICAGO HEIGHTS	60411	09/28/2001	60,750	02/12/2004	
Countrywide Home Loans Servicing, LP	COOK	CHICAGO HEIGHTS	60411	10/30/2003	84,800	04/21/2005	
Countrywide Home Loans Servicing, LP	COOK	LYNWOOD	60411	04/11/2003	208,000	11/20/2003	09/30/2005
Countrywide Home Loans Servicing, LP	COOK	LYNWOOD	60411	10/20/2004	164,610	07/22/2005	
Countrywide Home Loans Servicing, LP	COOK	LYNWOOD	60411	02/22/2002	106,000	12/20/2004	
Countrywide Home Loans Servicing, LP	COOK	LYNWOOD	60411	09/21/2004	188,000	10/17/2005	
Countrywide Home Loans Servicing, LP	COOK	LYNWOOD	60411	12/22/2004	135,996	10/27/2005	
Countrywide Home Loans Servicing, LP	COOK	LYNWOOD	60411	03/27/1995	58,200	02/23/2004	
Countrywide Home Loans Servicing, LP	COOK	SAUK VILLAGE	60411	08/20/1999	40,000	03/18/2005	
Countrywide Home Loans Servicing, LP	COOK	SAUK VILLAGE	60411	01/12/2001	189,525	12/23/2002	08/18/2005
Countrywide Home Loans Servicing, LP	COOK	SAUK VILLAGE	60411	11/24/2004	48,500	05/25/2005	
Countrywide Home Loans Servicing, LP	COOK	SAUK VILLAGE	60411	07/03/2003	97,500	03/16/2005	

Statewide Foreclosures for the Second Half of 2005

Institution Name	County	City	Zip	Loan Date	Loan Amount	Filing Date	Close Date
Countrywide Home Loans Servicing, LP	COOK	SAUK VILLAGE	60411	02/25/2002	83,300	10/25/2005	
Countrywide Home Loans Servicing, LP	COOK	SAUK VILLAGE	60411	06/30/2004	101,000	10/31/2005	
Countrywide Home Loans Servicing, LP	COOK	SAUK VILLAGE	60411	07/15/2003	118,473	08/08/2005	
Countrywide Home Loans Servicing, LP	COOK	CHICAGO RIDGE	60415	07/27/2004	121,500	01/04/2005	
Countrywide Home Loans Servicing, LP	COOK	CHICAGO RIDGE	60415	04/28/2004	144,900	05/31/2005	
Countrywide Home Loans Servicing, LP	COOK	CHICAGO RIDGE	60415	09/21/1994	143,716	01/24/2005	
Countrywide Home Loans Servicing, LP	GRUNDY	CARBON HILL	60416	01/10/2005	118,400	10/07/2005	
Countrywide Home Loans Servicing, LP	GRUNDY	COAL CITY	60416	11/19/2004	70,000	03/06/2006	
Countrywide Home Loans Servicing, LP	WILL	CRETE	60417	06/30/2004	216,000	12/30/2004	11/09/2005
Countrywide Home Loans Servicing, LP	WILL	CRETE	60417	07/26/2004	319,200	08/04/2005	
Countrywide Home Loans Servicing, LP	WILL	CRETE	60417	03/31/2005	544,000	09/23/2005	
Countrywide Home Loans Servicing, LP	WILL	CRETE	60417	05/17/2005	200,000	11/07/2005	
Countrywide Home Loans Servicing, LP	WILL	CRETE	60417	07/17/2003	191,000	10/31/2005	
Countrywide Home Loans Servicing, LP	WILL	CRETE	60417	06/02/2004	148,000	12/01/2005	
Countrywide Home Loans Servicing, LP	WILL	CRETE	60417	04/17/2003	280,412	09/22/2005	
Countrywide Home Loans Servicing, LP	COOK	CALUMET CITY	60419	09/22/2000	51,300	10/14/2005	
Countrywide Home Loans Servicing, LP	COOK	DOLTON	60419	01/11/2002	95,200	07/06/2004	08/22/2005
Countrywide Home Loans Servicing, LP	COOK	DOLTON	60419	09/29/2000	102,000	06/11/2004	10/06/2005
Countrywide Home Loans Servicing, LP	COOK	DOLTON	60419	07/12/2004	121,500	01/27/2005	10/07/2005
Countrywide Home Loans Servicing, LP	COOK	DOLTON	60419	08/22/2003	142,500	05/18/2005	
Countrywide Home Loans Servicing, LP	COOK	DOLTON	60419	05/20/2004	106,400	02/25/2005	
Countrywide Home Loans Servicing, LP	COOK	DOLTON	60419	03/18/2003	117,420	02/23/2005	
Countrywide Home Loans Servicing, LP	COOK	DOLTON	60419	05/14/2003	118,000	06/17/2005	
Countrywide Home Loans Servicing, LP	COOK	DOLTON	60419	07/06/2004	93,500	04/13/2005	
Countrywide Home Loans Servicing, LP	COOK	DOLTON	60419	06/26/2003	119,500	11/17/2004	08/12/2005
Countrywide Home Loans Servicing, LP	COOK	DOLTON	60419	02/26/2004	237,600	01/31/2005	
Countrywide Home Loans Servicing, LP	COOK	DOLTON	60419	06/15/2004	131,100	11/04/2005	
Countrywide Home Loans Servicing, LP	COOK	DOLTON	60419	07/16/2004	243,000	10/19/2005	
Countrywide Home Loans Servicing, LP	COOK	FLOSSMOOR	60422	02/10/2003	150,000	10/14/2004	11/10/2005
Countrywide Home Loans Servicing, LP	COOK	FLOSSMOOR	60422	06/22/2004	468,000	12/30/2004	11/21/2005
Countrywide Home Loans Servicing, LP	COOK	FLOSSMOOR	60422	10/11/2004	225,000	10/06/2005	
Countrywide Home Loans Servicing, LP	COOK	FLOSSMOOR	60422	08/20/2004	171,546	06/23/2005	
Countrywide Home Loans Servicing, LP	WILL	FRANKFORT	60423	12/15/2004	479,200	06/16/2005	
Countrywide Home Loans Servicing, LP	WILL	FRANKFORT	60423	03/04/2004	295,200	01/19/2005	
Countrywide Home Loans Servicing, LP	WILL	FRANKFORT	60423	05/25/2004	320,000	05/19/2005	
Countrywide Home Loans Servicing, LP	COOK	GLENWOOD	60425	06/25/2004	75,000	07/27/2005	
Countrywide Home Loans Servicing, LP	COOK	GLENWOOD	60425	05/21/2004	139,500	08/16/2005	
Countrywide Home Loans Servicing, LP	COOK	HARVEY	60426		65,600	01/24/2005	
Countrywide Home Loans Servicing, LP	COOK	HARVEY	60426	08/05/1999	120,000	03/03/2000	
Countrywide Home Loans Servicing, LP	COOK	HARVEY	60426	04/21/2004	85,500	11/22/2004	08/11/2005

Statewide Foreclosures for the Second Half of 2005

Institution Name	County	City	Zip	Loan Date	Loan Amount	Filing Date	Close Date
Countrywide Home Loans Servicing, LP	COOK	HARVEY	60426	02/06/2004	68,000	09/10/2004	09/08/2005
Countrywide Home Loans Servicing, LP	COOK	HARVEY	60426	07/21/2004	101,250	11/23/2004	09/12/2005
Countrywide Home Loans Servicing, LP	COOK	HARVEY	60426	05/04/2001	59,418	12/09/2004	10/17/2005
Countrywide Home Loans Servicing, LP	COOK	HARVEY	60426	04/15/2004	76,500	12/21/2004	10/26/2005
Countrywide Home Loans Servicing, LP	COOK	HARVEY	60426	07/23/2004	82,800	03/15/2005	12/22/2005
Countrywide Home Loans Servicing, LP	COOK	HARVEY	60426	11/17/2003	76,500	07/22/2005	
Countrywide Home Loans Servicing, LP	COOK	HARVEY	60426	12/13/2004	112,500	07/20/2005	
Countrywide Home Loans Servicing, LP	COOK	HARVEY	60426	05/23/2005	104,500	09/27/2005	
Countrywide Home Loans Servicing, LP	COOK	HARVEY	60426	03/31/2005	69,700	09/26/2005	
Countrywide Home Loans Servicing, LP	COOK	HARVEY	60426	01/15/1999	60,000	07/20/2005	
Countrywide Home Loans Servicing, LP	COOK	HARVEY	60426	08/11/2004	77,900	12/01/2005	
Countrywide Home Loans Servicing, LP	COOK	HARVEY	60426	04/16/2004	73,600	12/02/2005	
Countrywide Home Loans Servicing, LP	COOK	HARVEY	60426	10/29/2004	67,500	10/17/2005	
Countrywide Home Loans Servicing, LP	COOK	HARVEY	60426	03/30/2005	88,200	09/29/2005	
Countrywide Home Loans Servicing, LP	COOK	HARVEY	60426	10/25/2004	76,500	12/23/2005	
Countrywide Home Loans Servicing, LP	COOK	HARVEY	60426	02/09/1994	25,000	04/06/2005	
Countrywide Home Loans Servicing, LP	COOK	HARVEY	60426	05/21/1999	56,000	01/26/2005	08/05/2005
Countrywide Home Loans Servicing, LP	COOK	HARVEY	60426	05/29/2003	58,500	10/26/2004	11/03/2005
Countrywide Home Loans Servicing, LP	COOK	HARVEY	60426	08/02/2004	77,680	09/30/2005	
Countrywide Home Loans Servicing, LP	COOK	HARVEY	60426	03/04/2005	93,500	11/03/2005	
Countrywide Home Loans Servicing, LP	COOK	HARVEY	60426		55,832	09/01/2005	
Countrywide Home Loans Servicing, LP	COOK	HARVEY	60426	04/30/2003	54,000	02/18/2005	
Countrywide Home Loans Servicing, LP	COOK	HARVEY	60426	07/16/2003	82,400	03/22/2005	
Countrywide Home Loans Servicing, LP	COOK	MARKHAM	60426	07/27/2004	100,000	03/21/2005	10/12/2005
Countrywide Home Loans Servicing, LP	COOK	MARKHAM	60426	04/12/2002	112,500	09/14/2005	
Countrywide Home Loans Servicing, LP	COOK	MARKHAM	60426	09/24/2004	97,000	03/01/2005	09/15/2005
Countrywide Home Loans Servicing, LP	COOK	MARKHAM	60426	12/05/1997	67,000	02/25/2005	10/14/2005
Countrywide Home Loans Servicing, LP	COOK	MARKHAM	60426	05/10/1999	63,000	10/13/2005	
Countrywide Home Loans Servicing, LP	COOK	MARKHAM	60426	01/27/1997	66,400	06/23/2005	
Countrywide Home Loans Servicing, LP	COOK	MARKHAM	60428	07/20/2004	94,400	10/26/2005	
Countrywide Home Loans Servicing, LP	COOK	MARKHAM, IL	60428	05/05/2005	76,500	11/03/2005	
Countrywide Home Loans Servicing, LP	COOK	HAZEL CREST	60429	12/03/1999	97,200	10/05/2001	
Countrywide Home Loans Servicing, LP	COOK	HAZEL CREST	60429	01/02/2004	56,250	08/08/2005	
Countrywide Home Loans Servicing, LP	COOK	HAZEL CREST	60429	07/29/2004	228,000	04/21/2005	
Countrywide Home Loans Servicing, LP	COOK	HAZEL CREST	60429	09/22/2004	76,500	10/04/2005	
Countrywide Home Loans Servicing, LP	COOK	HAZEL CREST	60429	03/09/2001	93,900	08/19/2004	
Countrywide Home Loans Servicing, LP	COOK	HAZEL CREST	60429	11/24/2004	97,600	05/26/2005	
Countrywide Home Loans Servicing, LP	COOK	HAZEL CREST	60429	08/03/2004	90,000	09/08/2005	
Countrywide Home Loans Servicing, LP	COOK	HAZEL CREST	60429	10/21/2003	147,200	12/22/2005	
Countrywide Home Loans Servicing, LP	COOK	HAZEL CREST	60429	04/29/2005	130,500	10/07/2005	

Statewide Foreclosures for the Second Half of 2005

Institution Name	County	City	Zip	Loan Date	Loan Amount	Filing Date	Close Date
Countrywide Home Loans Servicing, LP	COOK	HAZEL CREST	60429	08/23/2004	100,000	11/03/2005	
Countrywide Home Loans Servicing, LP	COOK	HAZEL CREST	60429	12/04/2002	152,859	06/23/2004	10/06/2005
Countrywide Home Loans Servicing, LP	COOK	HAZEL CREST	60429	08/02/2004	122,000	07/07/2005	
Countrywide Home Loans Servicing, LP	COOK	HAZELCRES	60429	10/20/1998	140,000	12/10/2001	
Countrywide Home Loans Servicing, LP	COOK	HOMWOOD	60430	03/29/2004	65,000	01/12/2005	08/05/2005
Countrywide Home Loans Servicing, LP	COOK	HOMWOOD	60430	03/30/2004	202,500	02/28/2005	
Countrywide Home Loans Servicing, LP	COOK	HOMWOOD	60430	11/13/1996	23,900	10/30/2003	
Countrywide Home Loans Servicing, LP	WILL	JOLIET	60431	03/16/2005	320,800	12/07/2005	
Countrywide Home Loans Servicing, LP	WILL	JOLIET	60431	10/31/1995	159,950	05/06/2002	07/20/2005
Countrywide Home Loans Servicing, LP	WILL	JOLIET	60431	09/12/2002	150,000	10/24/2005	
Countrywide Home Loans Servicing, LP	WILL	SHOREWOOD	60431	10/16/2003	293,630	11/08/2005	
Countrywide Home Loans Servicing, LP	WILL	JOLIET	60432	07/29/2004	126,000	10/26/2005	
Countrywide Home Loans Servicing, LP	WILL	JOLIET	60432	03/19/2002	64,000	10/06/2005	
Countrywide Home Loans Servicing, LP	WILL	JOLIET	60432	05/30/2001	100,800	11/13/2003	
Countrywide Home Loans Servicing, LP	WILL	JOLIET	60433	02/20/2004	133,450	01/31/2005	08/10/2005
Countrywide Home Loans Servicing, LP	WILL	JOLIET	60433	04/06/2004	113,050	03/03/2005	
Countrywide Home Loans Servicing, LP	WILL	JOLIET	60433	07/13/2004	90,800	02/11/2005	
Countrywide Home Loans Servicing, LP	WILL	JOLIET	60433	02/26/2003	76,000	03/01/2005	
Countrywide Home Loans Servicing, LP	WILL	CREST HILL, IL	60435	12/19/2003	222,300	08/17/2005	
Countrywide Home Loans Servicing, LP	ADAMS	CREST HILL, IL	60435	01/31/2005	207,000	12/29/2005	
Countrywide Home Loans Servicing, LP	WILL	JOLIET	60435	09/29/2004	115,920	10/12/2005	
Countrywide Home Loans Servicing, LP	WILL	JOLIET	60435	11/26/2003	189,000	03/31/2005	
Countrywide Home Loans Servicing, LP	WILL	JOLIET	60435	08/09/2004	314,500	06/24/2005	
Countrywide Home Loans Servicing, LP	WILL	JOLIET	60435	02/03/2005	162,000	10/25/2005	
Countrywide Home Loans Servicing, LP	WILL	JOLIET	60435	09/04/2003	133,000	11/05/2004	
Countrywide Home Loans Servicing, LP	WILL	JOLIET	60435	04/14/2005	172,000	12/06/2005	
Countrywide Home Loans Servicing, LP	WILL	JOLIET	60435	04/09/2003	152,000	10/13/2005	
Countrywide Home Loans Servicing, LP	WILL	JOLIET	60435	09/12/1997	67,500	03/23/2006	
Countrywide Home Loans Servicing, LP	WILL	JOLIET	60435	02/02/2004	66,735	02/18/2005	
Countrywide Home Loans Servicing, LP	WILL	JOLIET	60436	12/28/2001	58,200	12/23/2005	
Countrywide Home Loans Servicing, LP	WILL	JOLIET	60436	04/13/2004	121,410	12/19/2005	
Countrywide Home Loans Servicing, LP	COOK	LANSING	60438	01/20/2005	75,150	12/20/2005	
Countrywide Home Loans Servicing, LP	WILL	BOLINGBROOK	60440	09/23/2003	180,720	09/14/2005	
Countrywide Home Loans Servicing, LP	WILL	BOLINGBROOK	60440	04/30/2003	169,900	09/29/2004	10/05/2005
Countrywide Home Loans Servicing, LP	WILL	BOLINGBROOK	60440	08/25/2004	248,000	01/31/2005	11/02/2005
Countrywide Home Loans Servicing, LP	WILL	BOLINGBROOK	60440	07/29/2004	99,450	01/12/2005	11/30/2005
Countrywide Home Loans Servicing, LP	WILL	BOLINGBROOK	60440	12/08/2004	169,700	05/24/2005	
Countrywide Home Loans Servicing, LP	WILL	BOLINGBROOK	60440	12/22/2003	102,320	07/28/2005	
Countrywide Home Loans Servicing, LP	WILL	BOLINGBROOK	60440	04/13/2005	130,500	09/28/2005	
Countrywide Home Loans Servicing, LP	WILL	BOLINGBROOK	60440	04/27/2004	231,300	01/20/2005	

Statewide Foreclosures for the Second Half of 2005

Institution Name	County	City	Zip	Loan Date	Loan Amount	Filing Date	Close Date
Countrywide Home Loans Servicing, LP	WILL	BOLINGBROOK	60440	05/25/2004	143,920	06/02/2005	
Countrywide Home Loans Servicing, LP	WILL	BOLINGBROOK	60440	01/14/2005	128,000	12/29/2005	
Countrywide Home Loans Servicing, LP	WILL	BOLINGBROOK	60440	02/13/2004	155,500	06/07/2005	
Countrywide Home Loans Servicing, LP	WILL	BOLINGBROOK	60440	11/18/2004	123,200	10/19/2005	
Countrywide Home Loans Servicing, LP	WILL	BOLINGBROOK	60440	02/10/1995	123,686	08/19/2002	
Countrywide Home Loans Servicing, LP	WILL	BOLINGBROOK	60440	03/21/2003	212,000	09/16/2005	
Countrywide Home Loans Servicing, LP	WILL	LOCKPORT	60441	09/29/2003	148,000	09/20/2004	
Countrywide Home Loans Servicing, LP	WILL	LOCKPORT	60441	11/23/2004	161,250	09/09/2005	
Countrywide Home Loans Servicing, LP	WILL	LOCKPORT	60441	04/14/2003	192,300	05/09/2005	12/14/2005
Countrywide Home Loans Servicing, LP	WILL	MANHATTAN	60442	12/20/2004	125,300	11/07/2005	
Countrywide Home Loans Servicing, LP	COOK	MATTESON	60443	06/03/1998	278,089	08/16/2001	
Countrywide Home Loans Servicing, LP	COOK	MATTESON	60443	07/12/2004	199,200	08/04/2005	
Countrywide Home Loans Servicing, LP	COOK	MATTESON	60443	03/10/2005	175,500	11/04/2005	
Countrywide Home Loans Servicing, LP	COOK	MATTESON	60443	08/05/1996	71,250	12/07/2004	10/31/2005
Countrywide Home Loans Servicing, LP	COOK	MATTESON	60443	12/06/1993	88,000	10/08/2003	
Countrywide Home Loans Servicing, LP	COOK	MATTESON	60443	06/25/2003	163,000	07/15/2004	
Countrywide Home Loans Servicing, LP	COOK	CRESTWOOD	60445	06/04/2004	89,910	12/20/2005	
Countrywide Home Loans Servicing, LP	COOK	CRESTWOOD	60445	06/29/2004	153,600	10/26/2005	
Countrywide Home Loans Servicing, LP	COOK	CRESTWOOD	60445	07/28/2004	138,000	10/31/2005	
Countrywide Home Loans Servicing, LP	COOK	ORLAND PARK	60446	01/31/1997	130,000	07/19/2005	
Countrywide Home Loans Servicing, LP	WILL	ROMEDEVILLE	60446	07/22/2004	152,000	09/07/2005	
Countrywide Home Loans Servicing, LP	WILL	ROMEDEVILLE	60446	06/21/2004	225,250	11/21/2005	
Countrywide Home Loans Servicing, LP	WILL	ROMEDEVILLE	60446		91,000	09/07/2005	
Countrywide Home Loans Servicing, LP	WILL	ROMEDEVILLE	60446	05/27/2005	242,250	12/05/2005	
Countrywide Home Loans Servicing, LP	WILL	ROMEDEVILLE	60446	07/15/2003	160,000	07/22/2004	11/16/2005
Countrywide Home Loans Servicing, LP	WILL	ROMEDEVILLE	60446	08/13/2002	220,120	04/15/2005	
Countrywide Home Loans Servicing, LP	GRUNDY	MINOOKA	60447	07/20/2004	190,000	04/13/2005	
Countrywide Home Loans Servicing, LP	WILL	MOKENA	60448		356,000	04/21/2005	
Countrywide Home Loans Servicing, LP	WILL	MOKENA	60448	07/27/2004	455,000	12/14/2005	
Countrywide Home Loans Servicing, LP	WILL	MONEE	60449	12/15/2004	356,000	08/26/2005	
Countrywide Home Loans Servicing, LP	GRUNDY	MORRIS	60450	04/21/2004	153,750	11/15/2005	
Countrywide Home Loans Servicing, LP	GRUNDY	MORRIS	60450	10/02/2002	113,442	08/02/2005	
Countrywide Home Loans Servicing, LP	WILL	NEW LENOX	60451	10/14/1997	251,910	10/10/2005	
Countrywide Home Loans Servicing, LP	WILL	NEW LENOX	60451	06/10/2004	132,300	02/24/2005	10/26/2005
Countrywide Home Loans Servicing, LP	WILL	NEW LENOX	60451	10/31/2003	171,000	11/16/2004	
Countrywide Home Loans Servicing, LP	WILL	NEW LENOX	60451	11/29/2004	102,000	11/30/2005	
Countrywide Home Loans Servicing, LP	WILL	NEW LENOX	60451	01/16/2004	254,337	12/07/2005	
Countrywide Home Loans Servicing, LP	WILL	NEW LENOX	60451	09/17/2003	171,000	07/25/2005	
Countrywide Home Loans Servicing, LP	COOK	OAK FOREST	60452	06/30/2005	146,320	12/23/2005	
Countrywide Home Loans Servicing, LP	COOK	OAK FOREST	60452	09/23/2003	168,150	09/21/2004	08/24/2005

Statewide Foreclosures for the Second Half of 2005

Institution Name	County	City	Zip	Loan Date	Loan Amount	Filing Date	Close Date
Countrywide Home Loans Servicing, LP	COOK	OAK FOREST	60452	09/30/2004	252,000	08/26/2005	
Countrywide Home Loans Servicing, LP	COOK	OAK FOREST	60452		151,200	05/04/2005	
Countrywide Home Loans Servicing, LP	COOK	OAK FOREST	60452	02/02/2005	210,800	12/06/2005	
Countrywide Home Loans Servicing, LP	COOK	OAK FOREST	60452	12/22/1999	132,500	04/19/2005	
Countrywide Home Loans Servicing, LP	COOK	OAK LAWN	60453	05/25/2004	216,000	05/26/2005	
Countrywide Home Loans Servicing, LP	COOK	OAK LAWN	60453	07/07/2004	209,600	03/25/2005	
Countrywide Home Loans Servicing, LP	COOK	OAK LAWN	60453	09/29/2003	87,200	10/27/2004	
Countrywide Home Loans Servicing, LP	COOK	OAK LAWN	60453	08/03/2004	145,000	11/25/2005	
Countrywide Home Loans Servicing, LP	COOK	OAK LAWN	60453	11/17/2004	174,250	12/27/2005	
Countrywide Home Loans Servicing, LP	COOK	HOMETOWN, IL	60456	06/11/2004	132,000	11/21/2005	
Countrywide Home Loans Servicing, LP	COOK	HICKORY HILLS	60457	11/18/2004	223,550	09/22/2005	
Countrywide Home Loans Servicing, LP	COOK	HICKORY HILLS	60457	04/28/2004	176,000	10/11/2005	
Countrywide Home Loans Servicing, LP	COOK	HICKORY HILLS	60457	01/27/2005	256,500	08/16/2005	
Countrywide Home Loans Servicing, LP	COOK	COUNTRY CLUB HILLS	60458	07/08/2004	161,500	12/24/2004	
Countrywide Home Loans Servicing, LP	COOK	BURBANK	60459	01/22/2004	175,500	08/24/2005	
Countrywide Home Loans Servicing, LP	COOK	BURBANK	60459	01/27/2004	141,000	10/24/2005	
Countrywide Home Loans Servicing, LP	COOK	BURBANK	60459	10/29/2004	176,540	05/25/2005	
Countrywide Home Loans Servicing, LP	COOK	OLYMPIA FIELDS	60461	01/05/2004	116,000	10/31/2005	
Countrywide Home Loans Servicing, LP	COOK	OLYMPIA FIELDS	60461	03/15/2004	844,000	01/12/2005	
Countrywide Home Loans Servicing, LP	COOK	OLYMPIA FIELDS	60461	10/13/2004	448,000	05/03/2005	
Countrywide Home Loans Servicing, LP	COOK	OLYMPIA FIELDS	60461	10/19/2001	300,000	01/27/2005	
Countrywide Home Loans Servicing, LP	COOK	OLYMPIA FIELDS	60461	03/30/2004	162,500	08/03/2005	
Countrywide Home Loans Servicing, LP	COOK	OLYMPIA FIELDS	60461	01/14/2005	360,000	08/25/2005	
Countrywide Home Loans Servicing, LP	COOK	OLYMPIA FIELDS	60461	06/01/2004	185,000	08/16/2005	
Countrywide Home Loans Servicing, LP	COOK	OLYMPIA FIELDS	60461	05/17/2004	220,500	12/14/2004	
Countrywide Home Loans Servicing, LP	COOK	OLYMPIA FIELDS	60461	09/09/2004	172,400	03/09/2006	
Countrywide Home Loans Servicing, LP	COOK	OLYMPIA FIELDS	60461	07/30/2003	324,000	12/28/2004	
Countrywide Home Loans Servicing, LP	COOK	OLYMPIA FIELDS	60461	11/17/2004	260,000	10/27/2005	
Countrywide Home Loans Servicing, LP	COOK	ORLAND PARK	60462	10/27/2004	137,750	12/23/2005	
Countrywide Home Loans Servicing, LP	COOK	ORLAND PARK	60462	03/18/2005	337,600	09/23/2005	
Countrywide Home Loans Servicing, LP	COOK	PALOS HILLS	60465	04/12/1999	192,000	06/01/2005	
Countrywide Home Loans Servicing, LP	COOK	PALOS HILLS	60465	04/07/2004	235,000	08/22/2005	
Countrywide Home Loans Servicing, LP	WILL	PARK FOREST	60466	03/10/2004	77,400	01/21/2005	11/02/2005
Countrywide Home Loans Servicing, LP	COOK	PARK FOREST	60466	02/08/2002	70,400	10/20/2004	
Countrywide Home Loans Servicing, LP	COOK	PARK FOREST	60466	12/17/2004	108,000	08/16/2005	
Countrywide Home Loans Servicing, LP	COOK	PARK FOREST	60466	02/06/2004	135,000	11/18/2004	
Countrywide Home Loans Servicing, LP	COOK	PARK FOREST	60466	03/12/2004	75,900	10/17/2005	
Countrywide Home Loans Servicing, LP	WILL	PARK FOREST	60466	04/06/2005	280,000	10/07/2005	
Countrywide Home Loans Servicing, LP	COOK	PARK FOREST	60466	12/29/2004	159,900	06/01/2005	
Countrywide Home Loans Servicing, LP	WILL	UNIVERSITY PARK	60466	11/20/2003	86,700	09/07/2005	

Statewide Foreclosures for the Second Half of 2005

Institution Name	County	City	Zip	Loan Date	Loan Amount	Filing Date	Close Date
Countrywide Home Loans Servicing, LP	COOK	POSEN	60469	08/26/2003	84,000	08/16/2004	
Countrywide Home Loans Servicing, LP	COOK	POSEN	60469	10/26/2004	132,000	09/21/2005	
Countrywide Home Loans Servicing, LP	COOK	POSEN	60469	07/06/1998	118,750	11/15/2005	
Countrywide Home Loans Servicing, LP	COOK	POSEN	60469	09/24/2002	83,500	08/31/2005	
Countrywide Home Loans Servicing, LP	COOK	FLOSSMOOR, IL	60471	08/06/2004	195,000	06/09/2005	
Countrywide Home Loans Servicing, LP	COOK	RIGHTON PARK	60471	06/09/2004	136,000	05/31/2005	
Countrywide Home Loans Servicing, LP	COOK	RIGHTON PARK	60471	02/24/2005	140,000	06/30/2005	
Countrywide Home Loans Servicing, LP	COOK	RIGHTON PARK	60471	07/24/2004	145,800	08/01/2005	
Countrywide Home Loans Servicing, LP	COOK	RIGHTON PARK	60471	04/06/2005	93,100	12/01/2005	
Countrywide Home Loans Servicing, LP	COOK	RIGHTON PARK	60471	05/27/2005	252,000	12/08/2005	
Countrywide Home Loans Servicing, LP	COOK	RIGHTON PARK	60471	11/05/2002	185,104	01/18/2005	
Countrywide Home Loans Servicing, LP	COOK	RIGHTON PARK	60471	11/26/2003	114,750	01/14/2005	
Countrywide Home Loans Servicing, LP	COOK	RIGHTON PARK	60471	02/05/2004	121,500	06/09/2005	
Countrywide Home Loans Servicing, LP	COOK	RIGHTON PARK	60471	06/12/2003	266,000	08/05/2005	
Countrywide Home Loans Servicing, LP	COOK	ROBBINS	60472	09/27/2000	25,000	09/12/2005	
Countrywide Home Loans Servicing, LP	COOK	ROBBINS	60472	09/30/1998	32,000	11/25/2005	
Countrywide Home Loans Servicing, LP	COOK	ROBBINS	60472	03/18/2004	59,200	07/27/2005	
Countrywide Home Loans Servicing, LP	COOK	SOUTH HOLLAND	60473	05/13/2004	231,300	10/01/2004	11/16/2005
Countrywide Home Loans Servicing, LP	COOK	SOUTH HOLLAND	60473	07/08/2003	127,500	11/24/2004	
Countrywide Home Loans Servicing, LP	COOK	SOUTH HOLLAND	60473	07/15/2004	132,000	07/12/2005	
Countrywide Home Loans Servicing, LP	COOK	SOUTH HOLLAND	60473	05/11/2004	346,500	11/25/2005	
Countrywide Home Loans Servicing, LP	COOK	SOUTH HOLLAND	60473	05/28/2004	148,200	06/17/2005	
Countrywide Home Loans Servicing, LP	COOK	STEGER	60475	08/24/2004	132,000	09/30/2005	
Countrywide Home Loans Servicing, LP	WILL	STEGER	60475	04/10/2002	121,850	08/24/2005	
Countrywide Home Loans Servicing, LP	COOK	STEGER	60475	03/31/2004	444,000	12/08/2004	
Countrywide Home Loans Servicing, LP	WILL	STEGER	60475	02/25/2005	119,200	12/14/2005	
Countrywide Home Loans Servicing, LP	COOK	THORNTON	60476	01/28/2004	77,391	12/14/2004	09/14/2005
Countrywide Home Loans Servicing, LP	COOK	ORLAND HILLS,	60477	08/31/2004	123,500	12/28/2005	
Countrywide Home Loans Servicing, LP	COOK	TINLEY PARK	60477	08/19/2004	89,600	08/16/2005	
Countrywide Home Loans Servicing, LP	COOK	TINLEY PARK	60477	07/25/2002	189,500	11/19/2004	
Countrywide Home Loans Servicing, LP	COOK	TINLEY PARK	60477		149,000	09/22/2005	
Countrywide Home Loans Servicing, LP	COOK	TINLEY PARK	60477	03/28/2003	168,750	03/15/2005	
Countrywide Home Loans Servicing, LP	COOK	COUNRTY CLUB HILLS	60478	11/21/2002	82,400	12/24/2004	10/31/2005
Countrywide Home Loans Servicing, LP	COOK	COUNTRY CLUB HILLS	60478	08/19/2004	80,000	06/22/2005	
Countrywide Home Loans Servicing, LP	COOK	COUNTRY CLUB HILLS	60478	12/22/2004	76,000	08/15/2005	
Countrywide Home Loans Servicing, LP	COOK	COUNTRY CLUB HILLS	60478	06/24/2004	126,900	03/16/2005	
Countrywide Home Loans Servicing, LP	COOK	COUNTRY CLUB HILLS	60478	05/31/2000	72,000	03/19/2003	
Countrywide Home Loans Servicing, LP	COOK	COUNTRY CLUB HILLS	60478	02/12/2004	135,000	10/07/2005	
Countrywide Home Loans Servicing, LP	COOK	COUNTRY CLUB HILLS	60478	06/08/2004	266,800	10/07/2005	
Countrywide Home Loans Servicing, LP	COOK	COUNTRY CLUB HILLS	60478	07/14/2004	169,100	01/19/2005	

Statewide Foreclosures for the Second Half of 2005

Institution Name	County	City	Zip	Loan Date	Loan Amount	Filing Date	Close Date
Countrywide Home Loans Servicing, LP	COOK	COUNTRY CLUB HILLS	60478	06/17/2003	144,500	12/14/2005	
Countrywide Home Loans Servicing, LP	COOK	COUNTRY CLUB HILLS	60478	11/26/2003	126,000	08/12/2005	
Countrywide Home Loans Servicing, LP	COOK	COUNTRY CLUB HILLS	60478	01/14/2005	107,100	12/09/2005	
Countrywide Home Loans Servicing, LP	COOK	COUNTRY CLUB HILLS	60478	04/16/1999	54,100	11/25/2005	
Countrywide Home Loans Servicing, LP	COOK	COUNTRY CLUB HILLS	60478	06/14/2000	102,421	11/15/2004	11/30/2005
Countrywide Home Loans Servicing, LP	COOK	COUNTRY CLUB HILLS	60478	10/12/2001	124,950	03/01/2005	
Countrywide Home Loans Servicing, LP	COOK	LANSING	60478	12/18/1997	61,000	11/16/2005	
Countrywide Home Loans Servicing, LP	COOK	WILLOW SPRINGS	60480	06/18/2004	315,000	07/27/2005	
Countrywide Home Loans Servicing, LP	WILL	WILMINGTON	60481	04/01/2005	164,000	12/30/2005	
Countrywide Home Loans Servicing, LP	WILL	WILMINGTON	60481	03/19/2003	147,582	06/10/2005	
Countrywide Home Loans Servicing, LP	COOK	WORTH	60482	10/28/2002	68,100	03/16/2004	08/22/2005
Countrywide Home Loans Servicing, LP	COOK	WORTH	60482	08/30/2001	101,076	09/16/2005	
Countrywide Home Loans Servicing, LP	WILL	BOLINGBROOK	60490	12/31/2003	248,082	10/26/2005	
Countrywide Home Loans Servicing, LP	WILL	BOLINGBROOK	60490	08/04/2004	224,000	06/01/2005	
Countrywide Home Loans Servicing, LP	WILL	BOLINGBROOK	60490	06/28/2004	258,450	09/20/2005	
Countrywide Home Loans Servicing, LP	WILL	HOMER GLEN	60491	01/06/2005	389,500	11/22/2005	
Countrywide Home Loans Servicing, LP	COOK	SUMMIT	60501	04/30/2004	158,000	06/02/2005	
Countrywide Home Loans Servicing, LP	DUPAGE	AURORA	60504	11/24/2004	89,870	05/03/2005	
Countrywide Home Loans Servicing, LP	DUPAGE	AURORA	60504	03/25/2002	144,000	02/14/2005	
Countrywide Home Loans Servicing, LP	KANE	AURORA	60504	03/24/2005	175,200	09/13/2005	
Countrywide Home Loans Servicing, LP	DUPAGE	AURORA	60504	05/24/2002	161,600	01/24/2005	
Countrywide Home Loans Servicing, LP	DUPAGE	AURORA	60504	05/21/2004	254,600	10/04/2005	
Countrywide Home Loans Servicing, LP	DUPAGE	AURORA	60504	03/22/2005	134,000	11/01/2005	
Countrywide Home Loans Servicing, LP	DUPAGE	AURORA	60504	03/04/2003	96,000	02/20/2004	
Countrywide Home Loans Servicing, LP	KANE	AURORA	60504	08/29/2003	144,000	11/22/2005	
Countrywide Home Loans Servicing, LP	DUPAGE	AURORA	60504	07/08/2004	165,200	08/05/2005	
Countrywide Home Loans Servicing, LP	WILL	AURORA	60504	06/09/2004	346,000	06/24/2005	
Countrywide Home Loans Servicing, LP	DUPAGE	AURORA	60504	11/12/2003	512,000	11/07/2005	
Countrywide Home Loans Servicing, LP	WILL	AURORA	60504	07/16/2004	280,000	12/29/2005	
Countrywide Home Loans Servicing, LP	DUPAGE	AURORA	60504	03/23/2005	167,920	11/22/2005	
Countrywide Home Loans Servicing, LP	DUPAGE	AURORA	60504	02/21/2002	138,977	08/24/2005	
Countrywide Home Loans Servicing, LP	DUPAGE	AURORA	60504	04/01/2003	68,305	10/28/2005	
Countrywide Home Loans Servicing, LP	KANE	AURORA	60505	06/16/2003	128,250	05/03/2005	
Countrywide Home Loans Servicing, LP	KANE	AURORA	60505	06/16/2004	127,775	11/11/2005	
Countrywide Home Loans Servicing, LP	KANE	AURORA	60505	08/31/2004	128,000	01/31/2005	09/15/2005
Countrywide Home Loans Servicing, LP	KANE	AURORA	60505	03/24/2004	96,750	03/15/2005	
Countrywide Home Loans Servicing, LP	KANE	AURORA	60505	05/19/2004	79,950	07/27/2005	
Countrywide Home Loans Servicing, LP	KANE	AURORA	60505	08/25/2004	124,000	08/01/2005	
Countrywide Home Loans Servicing, LP	KANE	AURORA	60505	01/21/2005	140,000	09/28/2005	
Countrywide Home Loans Servicing, LP	KANE	AURORA	60505	06/04/2004	106,500	05/31/2005	

Statewide Foreclosures for the Second Half of 2005

Institution Name	County	City	Zip	Loan Date	Loan Amount	Filing Date	Close Date
Countrywide Home Loans Servicing, LP	KANE	AURORA	60505	04/28/2004	143,900	09/13/2005	
Countrywide Home Loans Servicing, LP	KANE	AURORA	60505	11/29/2004	152,000	11/03/2005	
Countrywide Home Loans Servicing, LP	KANE	AURORA	60505	04/21/2004	115,900	11/22/2005	
Countrywide Home Loans Servicing, LP	KANE	AURORA	60505	06/08/2004	134,100	08/11/2005	
Countrywide Home Loans Servicing, LP	KANE	AURORA	60505	03/29/2004	136,000	07/18/2005	
Countrywide Home Loans Servicing, LP	KANE	AURORA	60505	10/19/2004	124,000	12/20/2005	
Countrywide Home Loans Servicing, LP	KANE	AURORA	60505	07/29/2004	125,000	06/28/2005	
Countrywide Home Loans Servicing, LP	DUPAGE	AURORA	60505	03/05/2004	125,305	08/31/2005	
Countrywide Home Loans Servicing, LP	DUPAGE	AURORA	60505	01/13/2003	80,000	12/07/2005	
Countrywide Home Loans Servicing, LP	KANE	AURORA	60506	03/15/2004	140,000	09/16/2005	
Countrywide Home Loans Servicing, LP	KANE	AURORA	60506	07/16/2004	84,500	12/23/2004	10/13/2005
Countrywide Home Loans Servicing, LP	KANE	AURORA	60506	07/01/2004	180,000	04/13/2005	
Countrywide Home Loans Servicing, LP	KANE	AURORA	60506	08/26/2004	124,000	06/02/2005	
Countrywide Home Loans Servicing, LP	KANE	AURORA	60506	06/25/2004	135,000	11/16/2005	
Countrywide Home Loans Servicing, LP	KANE	AURORA	60506	02/13/2004	85,500	08/05/2005	
Countrywide Home Loans Servicing, LP	KANE	AURORA	60506	12/31/2003	147,050	03/15/2005	
Countrywide Home Loans Servicing, LP	KANE	AURORA	60506	04/28/2004	132,500	07/21/2005	
Countrywide Home Loans Servicing, LP	KANE	AURORA	60506	07/15/2004	126,000	10/20/2005	
Countrywide Home Loans Servicing, LP	KANE	AURORA	60506	02/03/2005	123,300	11/02/2005	
Countrywide Home Loans Servicing, LP	KANE	AURORA	60506	11/24/2004	104,000	11/22/2005	
Countrywide Home Loans Servicing, LP	KANE	AURORA	60506	11/04/2002	140,000	05/23/2005	
Countrywide Home Loans Servicing, LP	KANE	AURORA	60506	03/11/2003	119,000	05/23/2005	
Countrywide Home Loans Servicing, LP	KANE	BATAVIA	60510	09/03/2004	280,000	04/13/2005	
Countrywide Home Loans Servicing, LP	KANE	BATAVIA	60510	06/28/2004	225,250	09/09/2005	
Countrywide Home Loans Servicing, LP	COOK	BROOKFIELD	60513	10/01/2004	193,600	10/06/2005	
Countrywide Home Loans Servicing, LP	DUPAGE	DOWNERS GROVE	60516	06/30/2005	663,900	12/05/2005	
Countrywide Home Loans Servicing, LP	DUPAGE	DOWNERS GROVE	60516	07/05/2002	141,750	10/18/2004	07/07/2005
Countrywide Home Loans Servicing, LP	DUPAGE	DOWNERS GROVE	60516	04/21/2005	544,000	12/27/2005	
Countrywide Home Loans Servicing, LP	DUPAGE	DOWNERS GROVE	60516	05/20/2002	133,192	11/04/2005	
Countrywide Home Loans Servicing, LP	DUPAGE	WOODRIDGE	60517	07/08/2005	99,750	12/29/2005	
Countrywide Home Loans Servicing, LP	COOK	LA GRANGE	60525	02/10/2003	220,000	09/03/2004	10/07/2005
Countrywide Home Loans Servicing, LP	COOK	LAGRANGE PARK	60526	07/23/2004	203,500	10/05/2005	
Countrywide Home Loans Servicing, LP	DUPAGE	BURR RIDGE	60527	01/29/2004	486,500	11/24/2004	12/29/2005
Countrywide Home Loans Servicing, LP	DUPAGE	WILLOWBROOK	60527	04/04/2003	241,600	03/02/2005	12/20/2005
Countrywide Home Loans Servicing, LP	COOK	LYONS	60534	04/27/2005	214,650	11/22/2005	
Countrywide Home Loans Servicing, LP	KENDALL	MONTGOMERY,	60538	09/25/2002	133,000	06/04/2004	08/22/2005
Countrywide Home Loans Servicing, LP	DUPAGE	NAPERVILLE	60540	05/21/2004	248,000	04/18/2005	
Countrywide Home Loans Servicing, LP	KENDALL	NEWARK	60541	02/20/2003	90,995	03/15/2004	09/12/2005
Countrywide Home Loans Servicing, LP	KENDALL	OSWEGO	60543		325,680	06/07/2005	
Countrywide Home Loans Servicing, LP	KENDALL	OSWEGO	60543	06/21/2004	151,050	04/13/2005	

Statewide Foreclosures for the Second Half of 2005

Institution Name	County	City	Zip	Loan Date	Loan Amount	Filing Date	Close Date
Countrywide Home Loans Servicing, LP	KENDALL	OSWEGO	60543	05/27/2004	172,800	12/19/2005	
Countrywide Home Loans Servicing, LP	WILL	PLAINFIELD	60544	04/28/2003	292,000	12/29/2004	11/09/2005
Countrywide Home Loans Servicing, LP	WILL	PLAINFIELD	60544	11/04/2003	260,000	02/11/2005	12/07/2005
Countrywide Home Loans Servicing, LP	WILL	PLAINFIELD	60544	03/04/2004	192,000	08/05/2005	
Countrywide Home Loans Servicing, LP	WILL	PLAINFIELD	60544	03/23/2004	270,000	05/24/2005	
Countrywide Home Loans Servicing, LP	WILL	PLAINFIELD	60544	06/25/2004	260,000	07/28/2005	
Countrywide Home Loans Servicing, LP	WILL	PLAINFIELD	60544	03/22/2005	186,000	09/01/2005	
Countrywide Home Loans Servicing, LP	WILL	PLAINFIELD	60544	01/23/2004	184,450	01/31/2005	
Countrywide Home Loans Servicing, LP	WILL	PLAINFIELD	60544	01/31/2002	160,000	03/24/2003	09/21/2005
Countrywide Home Loans Servicing, LP	WILL	PLAINFIELD	60544	05/19/2003	175,000	07/20/2004	12/14/2005
Countrywide Home Loans Servicing, LP	WILL	PLAINFIELD	60544	06/27/2001	196,000	05/18/2005	
Countrywide Home Loans Servicing, LP	WILL	PLAINFIELD	60544	08/15/2001	137,904	01/21/2005	
Countrywide Home Loans Servicing, LP	WILL	PLAINFIELD	60544	05/20/2004	261,250	07/27/2005	
Countrywide Home Loans Servicing, LP	WILL	PLAINFIELD	60544	10/01/2004	138,464	11/30/2005	
Countrywide Home Loans Servicing, LP	WILL	PLAINFIELD	60544	06/22/2005	101,500	12/07/2005	
Countrywide Home Loans Servicing, LP	KENDALL	PLANO	60545	04/16/2004	72,108	08/23/2005	
Countrywide Home Loans Servicing, LP	COOK	NORTH RIVER	60546	04/06/2000	159,796	09/13/2005	
Countrywide Home Loans Servicing, LP	DEKALB	SANDWICH	60548	07/26/2004	180,000	12/22/2005	
Countrywide Home Loans Servicing, LP	LA SALLE	SANDWICH	60548	05/08/2001	179,100	02/03/2004	12/06/2005
Countrywide Home Loans Servicing, LP	LA SALLE	SHERIDAN	60551	10/03/2003	112,500	11/16/2004	08/17/2005
Countrywide Home Loans Servicing, LP	DUPAGE	WESTMONT	60559	05/11/2004	205,000	10/12/2005	
Countrywide Home Loans Servicing, LP	DUPAGE	WESTMONT	60559	09/19/2003	62,400	05/17/2005	
Countrywide Home Loans Servicing, LP	KENDALL	YORKVILLE	60560		341,550	10/18/2005	
Countrywide Home Loans Servicing, LP	KENDALL	YORKVILLE	60560	02/23/2005	266,400	08/02/2005	
Countrywide Home Loans Servicing, LP	KENDALL	YORKVILLE	60560	04/21/2005	205,000	10/12/2005	
Countrywide Home Loans Servicing, LP	WILL	NAPERVILLE	60564	05/26/2005	419,920	11/02/2005	
Countrywide Home Loans Servicing, LP	WILL	NAPERVILLE	60565	02/21/2003	277,000	04/04/2005	
Countrywide Home Loans Servicing, LP	DUPAGE	NAPERVILLE	60584	07/03/2001	488,000	03/18/2005	
Countrywide Home Loans Servicing, LP	WILL	PLAINFIELD	60586	04/13/2005	204,000	12/29/2005	
Countrywide Home Loans Servicing, LP	COOK	CHICAGO, IL	60605	04/08/2003	440,250	07/19/2005	
Countrywide Home Loans Servicing, LP	COOK	CHICAGO, IL	60605	09/18/2003	150,450	11/25/2005	
Countrywide Home Loans Servicing, LP	COOK	CHICAGO, IL	60606	12/26/2001	203,000	09/30/2003	
Countrywide Home Loans Servicing, LP	COOK	CHICAGO	60607	02/28/2003	179,120	12/20/2004	
Countrywide Home Loans Servicing, LP	COOK	CHICAGO	60607	07/14/2003	264,000	03/22/2004	07/27/2005
Countrywide Home Loans Servicing, LP	COOK	CHICAGO	60607	12/23/2003	283,900	01/27/2005	12/12/2005
Countrywide Home Loans Servicing, LP	COOK	CHICAGO	60607	04/21/2004	165,000	08/16/2005	
Countrywide Home Loans Servicing, LP	COOK	CHICAGO	60607	03/26/2004	192,000	12/28/2004	
Countrywide Home Loans Servicing, LP	COOK	CHICAGO	60608	04/28/2004	213,750	11/11/2005	
Countrywide Home Loans Servicing, LP	COOK	CHICAGO	60608	08/20/2004	176,000	07/27/2005	
Countrywide Home Loans Servicing, LP	COOK	ROLLING MEADOWS	60608	11/19/2003	145,000	06/01/2005	

Statewide Foreclosures for the Second Half of 2005

Institution Name	County	City	Zip	Loan Date	Loan Amount	Filing Date	Close Date
Countrywide Home Loans Servicing, LP	COOK	CHICAGO	60609	09/18/2003	198,000	06/04/2004	08/01/2005
Countrywide Home Loans Servicing, LP	COOK	CHICAGO	60609		204,000	09/01/2005	
Countrywide Home Loans Servicing, LP	COOK	CHICAGO	60609		25,000	08/24/2005	
Countrywide Home Loans Servicing, LP	COOK	CHICAGO	60609	05/04/2004	181,600	11/30/2004	08/08/2005
Countrywide Home Loans Servicing, LP	COOK	CHICAGO	60609	05/10/2004	179,550	01/31/2005	09/07/2005
Countrywide Home Loans Servicing, LP	COOK	CHICAGO	60609	05/26/2004	190,800	11/29/2004	10/12/2005
Countrywide Home Loans Servicing, LP	COOK	CHICAGO	60609	02/10/2004	147,250	11/16/2004	11/30/2005
Countrywide Home Loans Servicing, LP	COOK	CHICAGO	60609	06/14/2004	135,000	03/04/2005	12/14/2005
Countrywide Home Loans Servicing, LP	COOK	CHICAGO	60609	01/27/2005	225,000	06/08/2005	
Countrywide Home Loans Servicing, LP	COOK	CHICAGO	60609	05/17/2004	243,200	11/29/2004	
Countrywide Home Loans Servicing, LP	COOK	CHICAGO	60609	01/05/2005	148,000	09/07/2005	
Countrywide Home Loans Servicing, LP	COOK	CHICAGO	60609	03/19/2004	88,000	08/23/2005	
Countrywide Home Loans Servicing, LP	COOK	CHICAGO	60609	05/13/2004	88,000	09/30/2005	
Countrywide Home Loans Servicing, LP	COOK	CHICAGO	60609	06/17/2005	251,750	10/31/2005	
Countrywide Home Loans Servicing, LP	COOK	CHICAGO	60609	03/26/2004	135,000	11/16/2005	
Countrywide Home Loans Servicing, LP	COOK	CHICAGO	60609	01/27/2005	92,800	11/25/2005	
Countrywide Home Loans Servicing, LP	COOK	CHICAGO	60609	08/31/2004	384,000	07/01/2005	
Countrywide Home Loans Servicing, LP	COOK	CHICAGO	60609	10/31/2003	106,250	08/02/2005	
Countrywide Home Loans Servicing, LP	COOK	CHICAGO	60609	12/29/2003	132,000	12/19/2005	
Countrywide Home Loans Servicing, LP	COOK	CHICAGO	60609	06/04/2004	93,920	12/08/2005	
Countrywide Home Loans Servicing, LP	COOK	CHICAGO	60609	12/22/2004	168,000	12/23/2005	
Countrywide Home Loans Servicing, LP	COOK	CHICAGO	60609	09/27/2002	55,000	10/01/2004	12/15/2005
Countrywide Home Loans Servicing, LP	COOK	CHICAGO	60609	03/27/2000	54,559	06/30/2005	
Countrywide Home Loans Servicing, LP	COOK	CHICAGO	60610	08/28/2003	260,000	12/14/2004	10/18/2005
Countrywide Home Loans Servicing, LP	COOK	CHICAGO	60610	12/07/2004	1,000,000	08/03/2005	
Countrywide Home Loans Servicing, LP	COOK	CHICAGO	60610	08/27/2003	364,800	07/22/2005	
Countrywide Home Loans Servicing, LP	COOK	CHICAGO	60610	05/07/2004	500,000	09/30/2005	
Countrywide Home Loans Servicing, LP	COOK	CHICAGO	60610	05/07/2004	487,200	09/30/2005	
Countrywide Home Loans Servicing, LP	COOK	CHICAGO	60610	03/11/2005	1,000,000	09/01/2005	
Countrywide Home Loans Servicing, LP	COOK	CHICAGO	60610	09/30/2004	164,800	09/22/2005	
Countrywide Home Loans Servicing, LP	COOK	CHICAGO	60610	08/28/2003	284,525	11/10/2004	09/14/2005
Countrywide Home Loans Servicing, LP	COOK	CHICAGO	60610	06/30/2004	308,000	12/29/2004	11/23/2005
Countrywide Home Loans Servicing, LP	COOK	CHICAGO	60610	09/13/2004	460,000	03/15/2005	
Countrywide Home Loans Servicing, LP	COOK	CHICAGO	60610	08/28/2003	189,926	06/13/2005	
Countrywide Home Loans Servicing, LP	COOK	CHICAGO	60610	09/30/2004	659,200	08/04/2005	
Countrywide Home Loans Servicing, LP	COOK	CHICAGO	60610	01/21/2005	600,525	06/29/2005	
Countrywide Home Loans Servicing, LP	COOK	CHICAGO	60610	01/21/2005	639,750	08/09/2005	
Countrywide Home Loans Servicing, LP	COOK	CHICAGO	60610	12/01/2004	680,000	06/30/2005	
Countrywide Home Loans Servicing, LP	COOK	CHICAGO	60610	04/29/2005	296,000	11/03/2005	
Countrywide Home Loans Servicing, LP	COOK	CHICAGO	60610	05/05/2005	446,500	11/04/2005	

Statewide Foreclosures for the Second Half of 2005

Institution Name	County	City	Zip	Loan Date	Loan Amount	Filing Date	Close Date
Countrywide Home Loans Servicing, LP	COOK	CHICAGO	60610	12/04/2000	135,000	03/10/2005	
Countrywide Home Loans Servicing, LP	COOK	CHICAGO	60611	08/27/2004	368,000	11/29/2005	
Countrywide Home Loans Servicing, LP	COOK	CHICAGO	60611	05/08/2003	137,000	06/09/2005	
Countrywide Home Loans Servicing, LP	COOK	CHICAGO	60612	03/08/2004	190,000	02/25/2005	
Countrywide Home Loans Servicing, LP	COOK	CHICAGO	60612	07/20/2004	280,000	06/15/2005	
Countrywide Home Loans Servicing, LP	COOK	CHICAGO	60612	03/11/2005	300,000	07/28/2005	
Countrywide Home Loans Servicing, LP	COOK	CHICAGO	60612	08/20/2004	210,000	12/02/2005	
Countrywide Home Loans Servicing, LP	COOK	CHICAGO	60612	10/11/2002	342,000	05/07/2004	
Countrywide Home Loans Servicing, LP	COOK	CHICAGO	60612	04/08/2005	228,000	11/23/2005	
Countrywide Home Loans Servicing, LP	COOK	CHICAGO	60612	10/27/2000	64,000	02/07/2005	
Countrywide Home Loans Servicing, LP	COOK	CHICAGO	60612	12/17/2003	188,800	08/29/2005	
Countrywide Home Loans Servicing, LP	COOK	CHICAGO	60613	04/08/2003	166,081	04/04/2005	
Countrywide Home Loans Servicing, LP	COOK	CHICAGO	60613	05/12/2004	315,970	12/27/2005	
Countrywide Home Loans Servicing, LP	COOK	CHICAGO	60613	10/01/2003	368,000	11/16/2004	
Countrywide Home Loans Servicing, LP	COOK	CHICAGO	60614	05/26/2004	735,000	10/05/2005	
Countrywide Home Loans Servicing, LP	COOK	CHICAGO	60615	06/30/2004	120,000	12/28/2004	
Countrywide Home Loans Servicing, LP	COOK	CHICAGO	60615	05/28/2004	44,200	11/25/2005	
Countrywide Home Loans Servicing, LP	COOK	CHICAGO	60616	08/24/2004	337,500	07/25/2005	
Countrywide Home Loans Servicing, LP	COOK	CHICAGO	60616	11/24/2004	172,000	08/24/2005	
Countrywide Home Loans Servicing, LP	COOK	CHICAGO	60616	04/17/2003	111,000	11/17/2004	07/07/2005
Countrywide Home Loans Servicing, LP	COOK	CHICAGO	60616	03/29/2002	90,250	08/08/2005	
Countrywide Home Loans Servicing, LP	COOK	CHICAGO	60617	06/09/2004	225,250	12/30/2004	07/14/2005
Countrywide Home Loans Servicing, LP	COOK	CHICAGO	60617	02/06/2004	114,300	12/28/2004	08/16/2005
Countrywide Home Loans Servicing, LP	COOK	CHICAGO	60617	10/05/2000	80,750	03/27/2002	10/26/2005
Countrywide Home Loans Servicing, LP	COOK	CHICAGO	60617	04/15/2005	152,000	09/28/2005	
Countrywide Home Loans Servicing, LP	COOK	CHICAGO	60617	05/18/2004	86,450	07/27/2005	
Countrywide Home Loans Servicing, LP	COOK	CHICAGO	60617	07/16/2004	206,250	01/20/2005	
Countrywide Home Loans Servicing, LP	COOK	CHICAGO	60617	10/20/2004	139,500	11/07/2005	
Countrywide Home Loans Servicing, LP	COOK	CHICAGO	60617	05/25/2005	237,500	11/04/2005	
Countrywide Home Loans Servicing, LP	COOK	CHICAGO	60617	05/26/2005	144,000	11/08/2005	
Countrywide Home Loans Servicing, LP	COOK	CHICAGO	60617	02/12/2004	96,000	11/30/2005	
Countrywide Home Loans Servicing, LP	COOK	CHICAGO	60617	09/29/2000	75,000	12/18/2001	
Countrywide Home Loans Servicing, LP	COOK	CHICAGO	60617	04/02/2004	121,500	05/13/2005	
Countrywide Home Loans Servicing, LP	COOK	CHICAGO	60617	05/04/2004	48,750	07/27/2005	
Countrywide Home Loans Servicing, LP	COOK	CHICAGO	60617	05/26/2004	118,800	09/02/2005	
Countrywide Home Loans Servicing, LP	COOK	CHICAGO	60617		160,350	09/21/2005	
Countrywide Home Loans Servicing, LP	COOK	CHICAGO	60617	11/22/2004	101,150	12/21/2005	
Countrywide Home Loans Servicing, LP	COOK	CHICAGO	60617	09/18/2002	104,500	03/15/2004	08/16/2005
Countrywide Home Loans Servicing, LP	COOK	CHICAGO	60617	10/07/1999	78,000	08/31/2005	
Countrywide Home Loans Servicing, LP	COOK	CHICAGO	60617	02/01/2001	33,500	10/19/2001	

Statewide Foreclosures for the Second Half of 2005

Institution Name	County	City	Zip	Loan Date	Loan Amount	Filing Date	Close Date
Countrywide Home Loans Servicing, LP	COOK	CHICAGO	60617	08/19/2003	75,000	10/14/2004	
Countrywide Home Loans Servicing, LP	COOK	CHICAGO	60617	01/30/2004	74,435	12/22/2005	
Countrywide Home Loans Servicing, LP	COOK	CHICAGO	60617	10/30/2003	97,400	12/22/2005	
Countrywide Home Loans Servicing, LP	COOK	CHICAGO	60618	03/18/2005	361,000	09/26/2005	
Countrywide Home Loans Servicing, LP	COOK	CHICAGO	60618	12/17/2003	265,000	03/21/2005	
Countrywide Home Loans Servicing, LP	COOK	CHICAGO	60618	04/13/2004	284,000	06/21/2005	
Countrywide Home Loans Servicing, LP	COOK	CHICAGO	60618	06/15/2004	94,900	07/20/2005	
Countrywide Home Loans Servicing, LP	COOK	CHICAGO	60618	01/09/2003	331,344	12/14/2004	12/07/2005
Countrywide Home Loans Servicing, LP	COOK	CHICAGO	60618	07/12/2005	342,000	11/25/2005	
Countrywide Home Loans Servicing, LP	COOK	CHICAGO	60618	02/24/2004	273,000	05/20/2005	
Countrywide Home Loans Servicing, LP	COOK	CHICAGO	60619	03/19/2004	111,600	12/01/2004	07/06/2005
Countrywide Home Loans Servicing, LP	COOK	CHICAGO	60619	01/20/2004	134,100	09/10/2004	07/11/2005
Countrywide Home Loans Servicing, LP	COOK	CHICAGO	60619	01/09/2004	141,950	06/07/2004	09/12/2005
Countrywide Home Loans Servicing, LP	COOK	CHICAGO	60619	12/20/2004	204,800	05/24/2005	09/12/2005
Countrywide Home Loans Servicing, LP	COOK	CHICAGO	60619	05/06/2004	99,750	12/23/2004	10/12/2005
Countrywide Home Loans Servicing, LP	COOK	CHICAGO	60619	06/18/2004	159,200	01/19/2005	12/19/2005
Countrywide Home Loans Servicing, LP	COOK	CHICAGO	60619	04/16/2004	157,500	07/29/2005	
Countrywide Home Loans Servicing, LP	COOK	CHICAGO	60619	05/18/2004	135,000	08/25/2005	
Countrywide Home Loans Servicing, LP	COOK	CHICAGO	60619	03/09/2005	229,500	11/23/2005	
Countrywide Home Loans Servicing, LP	COOK	CHICAGO	60619	02/22/2002	76,400	07/13/2005	
Countrywide Home Loans Servicing, LP	COOK	CHICAGO	60619	04/08/2003	36,400	11/22/2005	
Countrywide Home Loans Servicing, LP	COOK	CHICAGO	60619	04/23/2004	194,750	03/30/2005	
Countrywide Home Loans Servicing, LP	COOK	CHICAGO	60619	05/21/2004	153,000	05/18/2005	
Countrywide Home Loans Servicing, LP	COOK	CHICAGO	60619	02/23/2004	129,000	08/16/2005	
Countrywide Home Loans Servicing, LP	COOK	CHICAGO	60619	11/13/2003	156,750	12/30/2004	
Countrywide Home Loans Servicing, LP	COOK	CHICAGO	60619	03/29/2004	176,850	08/16/2005	
Countrywide Home Loans Servicing, LP	COOK	CHICAGO	60619	04/29/2004	194,750	08/31/2005	
Countrywide Home Loans Servicing, LP	COOK	CHICAGO	60619	01/21/2005	220,000	09/21/2005	
Countrywide Home Loans Servicing, LP	COOK	CHICAGO	60619	04/07/2005	262,500	11/11/2005	
Countrywide Home Loans Servicing, LP	COOK	CHICAGO	60619	05/27/2005	168,300	11/08/2005	
Countrywide Home Loans Servicing, LP	COOK	CHICAGO	60619	09/02/2004	104,500	01/26/2005	
Countrywide Home Loans Servicing, LP	COOK	CHICAGO	60619	01/08/2003	192,693	02/04/2005	11/03/2005
Countrywide Home Loans Servicing, LP	COOK	CHICAGO	60619	03/15/2005	122,400	12/23/2005	
Countrywide Home Loans Servicing, LP	COOK	CHICAGO	60619		152,000	09/01/2005	
Countrywide Home Loans Servicing, LP	COOK	CHICAGO	60619	01/20/2004	288,000	12/06/2005	
Countrywide Home Loans Servicing, LP	COOK	CHICAGO	60619	10/29/2004	181,000	09/30/2005	
Countrywide Home Loans Servicing, LP	COOK	CHICAGO	60620	10/25/2004	120,000	10/14/2005	
Countrywide Home Loans Servicing, LP	COOK	CHICAGO	60620	08/26/2004	234,000	01/31/2005	09/16/2005
Countrywide Home Loans Servicing, LP	COOK	CHICAGO	60620	09/28/2004	150,000	01/31/2005	09/20/2005
Countrywide Home Loans Servicing, LP	COOK	CHICAGO	60620	05/25/2004	130,000	01/26/2005	10/07/2005

Statewide Foreclosures for the Second Half of 2005

Institution Name	County	City	Zip	Loan Date	Loan Amount	Filing Date	Close Date
Countrywide Home Loans Servicing, LP	COOK	CHICAGO	60620	09/11/2002	132,834	12/17/2003	
Countrywide Home Loans Servicing, LP	COOK	CHICAGO	60620	06/16/2004	127,500	08/17/2005	
Countrywide Home Loans Servicing, LP	COOK	CHICAGO	60620	05/27/2004	218,500	07/28/2005	
Countrywide Home Loans Servicing, LP	COOK	CHICAGO	60620	10/25/2004	114,670	09/28/2005	
Countrywide Home Loans Servicing, LP	COOK	CHICAGO	60620	04/29/2005	152,100	09/23/2005	
Countrywide Home Loans Servicing, LP	COOK	CHICAGO	60620	03/10/2004	135,000	09/19/2005	
Countrywide Home Loans Servicing, LP	COOK	CHICAGO	60620	11/18/2004	128,000	11/01/2005	
Countrywide Home Loans Servicing, LP	COOK	CHICAGO	60620	11/23/2001	85,500	08/25/2005	
Countrywide Home Loans Servicing, LP	COOK	CHICAGO	60620	06/18/2004	135,000	03/31/2005	
Countrywide Home Loans Servicing, LP	COOK	CHICAGO	60620	02/04/2004	118,000	12/21/2004	
Countrywide Home Loans Servicing, LP	COOK	CHICAGO	60620	07/02/2004	113,900	10/03/2005	
Countrywide Home Loans Servicing, LP	COOK	CHICAGO	60620		50,400	04/14/2005	
Countrywide Home Loans Servicing, LP	COOK	CHICAGO	60620	07/15/2003	142,500	03/04/2005	
Countrywide Home Loans Servicing, LP	COOK	CHICAGO	60620	11/26/2003	128,000	04/14/2005	
Countrywide Home Loans Servicing, LP	COOK	CHICAGO	60620	11/17/2003	86,425	06/09/2005	
Countrywide Home Loans Servicing, LP	COOK	CHICAGO	60620	11/20/2003	155,800	11/17/2005	
Countrywide Home Loans Servicing, LP	COOK	CHICAGO	60620	06/18/2004	108,400	02/28/2005	
Countrywide Home Loans Servicing, LP	COOK	CHICAGO	60620	12/10/2004	163,400	12/06/2005	
Countrywide Home Loans Servicing, LP	COOK	CHICAGO	60620	02/03/2005	122,400	09/23/2005	
Countrywide Home Loans Servicing, LP	COOK	CHICAGO	60620	02/26/2004	77,000	12/17/2004	11/18/2005
Countrywide Home Loans Servicing, LP	COOK	CHICAGO	60620	10/04/2000	110,500	10/17/2001	
Countrywide Home Loans Servicing, LP	COOK	CHICAGO	60620	06/20/2005	142,500	11/01/2005	
Countrywide Home Loans Servicing, LP	COOK	CHICAGO	60620	08/25/2003	80,000	09/30/2005	
Countrywide Home Loans Servicing, LP	COOK	CHICAGO	60620	05/14/2004	194,750	11/16/2005	
Countrywide Home Loans Servicing, LP	COOK	CHICAGO	60620	03/26/2004	147,250	09/13/2005	
Countrywide Home Loans Servicing, LP	COOK	CHICAGO	60620	12/15/2003	108,000	06/01/2005	
Countrywide Home Loans Servicing, LP	COOK	CHICAGO	60621	11/30/2004	120,000	05/18/2005	09/12/2005
Countrywide Home Loans Servicing, LP	COOK	CHICAGO	60621	07/29/2004	180,500	02/24/2005	11/14/2005
Countrywide Home Loans Servicing, LP	COOK	CHICAGO	60621	02/05/2004	115,000	06/16/2005	12/22/2005
Countrywide Home Loans Servicing, LP	COOK	CHICAGO	60621	02/28/2005	116,000	06/21/2005	
Countrywide Home Loans Servicing, LP	COOK	CHICAGO	60621	05/06/2005	88,000	12/12/2005	
Countrywide Home Loans Servicing, LP	COOK	CHICAGO	60621	02/28/2005	155,000	08/01/2005	
Countrywide Home Loans Servicing, LP	COOK	CHICAGO	60621	11/20/2003	90,250	05/16/2005	
Countrywide Home Loans Servicing, LP	COOK	CHICAGO	60621	04/11/2005	151,200	08/31/2005	
Countrywide Home Loans Servicing, LP	COOK	CHICAGO	60621	03/16/2005	184,000	11/22/2005	
Countrywide Home Loans Servicing, LP	COOK	CHICAGO	60621	05/20/2005	142,500	12/08/2005	
Countrywide Home Loans Servicing, LP	COOK	CHICAGO	60621	08/22/2003	104,500	10/31/2005	
Countrywide Home Loans Servicing, LP	COOK	CHICAGO	60621	06/21/2004	76,500	03/15/2005	
Countrywide Home Loans Servicing, LP	COOK	CHICAGO	60621	11/03/2003	60,715	02/24/2005	
Countrywide Home Loans Servicing, LP	COOK	CHICAGO	60621	04/14/2005	172,000	11/07/2005	

Statewide Foreclosures for the Second Half of 2005

Institution Name	County	City	Zip	Loan Date	Loan Amount	Filing Date	Close Date
Countrywide Home Loans Servicing, LP	COOK	CHICAGO	60621	03/01/2005	174,250	09/26/2005	
Countrywide Home Loans Servicing, LP	COOK	CHICAGO	60621	03/18/2005	78,750	10/10/2005	
Countrywide Home Loans Servicing, LP	COOK	CHICAGO	60621	03/08/2005	180,000	11/07/2005	
Countrywide Home Loans Servicing, LP	COOK	CHICAGO	60621	05/10/2005	178,500	11/07/2005	
Countrywide Home Loans Servicing, LP	COOK	CHICAGO	60621	05/18/2005	204,250	11/07/2005	
Countrywide Home Loans Servicing, LP	COOK	CHICAGO	60621	05/29/2001	79,000	07/21/2003	
Countrywide Home Loans Servicing, LP	COOK	CHICAGO	60621	10/26/2001	60,000	02/02/2005	
Countrywide Home Loans Servicing, LP	COOK	CHICAGO	60621	03/03/1999	61,200	12/07/2004	
Countrywide Home Loans Servicing, LP	COOK	CHICAGO	60621	02/16/1998	52,500	08/22/2005	
Countrywide Home Loans Servicing, LP	COOK	CHICAGO	60621	04/22/2002	134,100	10/17/2005	
Countrywide Home Loans Servicing, LP	COOK	CHICAGO	60622	08/15/2003	499,500	08/04/2004	08/10/2005
Countrywide Home Loans Servicing, LP	COOK	CHICAGO	60622	12/28/2004	280,000	08/18/2005	
Countrywide Home Loans Servicing, LP	COOK	CHICAGO	60622	11/29/2004	292,000	06/13/2005	
Countrywide Home Loans Servicing, LP	COOK	CHICAGO	60622	05/23/2003	387,000	09/06/2005	
Countrywide Home Loans Servicing, LP	COOK	CHICAGO	60622	01/13/2003	60,780	12/07/2005	
Countrywide Home Loans Servicing, LP	COOK	CHICAGO	60622	06/25/2001	172,500	11/15/2005	
Countrywide Home Loans Servicing, LP	COOK	CHICAGO	60622	03/06/2003	322,240	11/12/2003	10/20/2005
Countrywide Home Loans Servicing, LP	COOK	CHICAGO	60623	02/08/2005	164,000	09/07/2005	
Countrywide Home Loans Servicing, LP	COOK	CHICAGO	60623	06/28/2004	229,500	01/12/2005	10/03/2005
Countrywide Home Loans Servicing, LP	COOK	CHICAGO	60623	06/17/2004	171,000	03/11/2005	
Countrywide Home Loans Servicing, LP	COOK	CHICAGO	60623	10/19/2004	146,400	06/16/2005	
Countrywide Home Loans Servicing, LP	COOK	CHICAGO	60623	05/28/2004	180,900	11/18/2005	
Countrywide Home Loans Servicing, LP	COOK	CHICAGO	60623	05/25/2005	254,600	11/07/2005	
Countrywide Home Loans Servicing, LP	COOK	CHICAGO	60623	05/28/2004	150,000	07/20/2005	
Countrywide Home Loans Servicing, LP	COOK	CHICAGO	60623		135,120	05/11/2005	
Countrywide Home Loans Servicing, LP	COOK	CHICAGO	60623		115,200	07/20/2005	
Countrywide Home Loans Servicing, LP	COOK	CHICAGO	60623	04/27/2005	234,000	10/10/2005	
Countrywide Home Loans Servicing, LP	COOK	CHICAGO	60623	05/19/2000	69,000	02/04/2004	
Countrywide Home Loans Servicing, LP	COOK	CHICAGO	60624	02/25/2004	292,500	05/11/2005	10/06/2005
Countrywide Home Loans Servicing, LP	COOK	CHICAGO	60624	04/01/2004	127,500	12/28/2004	08/02/2005
Countrywide Home Loans Servicing, LP	COOK	CHICAGO	60624	04/27/2004	138,600	01/21/2005	09/09/2005
Countrywide Home Loans Servicing, LP	COOK	CHICAGO	60624	03/31/2004	220,500	12/20/2004	10/03/2005
Countrywide Home Loans Servicing, LP	COOK	CHICAGO	60624	03/22/2005	200,700	10/27/2005	
Countrywide Home Loans Servicing, LP	COOK	CHICAGO	60624	05/13/2005	280,000	12/02/2005	
Countrywide Home Loans Servicing, LP	COOK	CHICAGO	60624	05/18/2004	262,100	07/22/2005	
Countrywide Home Loans Servicing, LP	COOK	CHICAGO	60624	12/02/2004	200,000	10/25/2005	
Countrywide Home Loans Servicing, LP	COOK	CHICAGO	60624	05/18/2004	136,000	11/29/2004	
Countrywide Home Loans Servicing, LP	COOK	CHICAGO	60624	04/13/2004	131,000	02/03/2005	
Countrywide Home Loans Servicing, LP	COOK	CHICAGO	60624	01/05/2004	216,900	07/22/2004	
Countrywide Home Loans Servicing, LP	COOK	CHICAGO	60624		176,000	06/21/2005	

Statewide Foreclosures for the Second Half of 2005

Institution Name	County	City	Zip	Loan Date	Loan Amount	Filing Date	Close Date
Countrywide Home Loans Servicing, LP	COOK	CHICAGO	60624	01/13/2004	110,000	08/12/2005	
Countrywide Home Loans Servicing, LP	COOK	CHICAGO	60624	04/08/2005	216,000	11/02/2005	
Countrywide Home Loans Servicing, LP	COOK	CHICAGO	60624	08/25/2004	155,000	08/16/2005	
Countrywide Home Loans Servicing, LP	COOK	CHICAGO	60624	03/12/2004	180,000	11/23/2004	
Countrywide Home Loans Servicing, LP	COOK	CHICAGO	60626	08/27/2004	157,200	02/14/2005	12/05/2005
Countrywide Home Loans Servicing, LP	COOK	CHICAGO	60626	03/09/2004	549,900	08/26/2005	
Countrywide Home Loans Servicing, LP	COOK	CHICAGO	60626	10/18/2004	120,000	11/07/2005	
Countrywide Home Loans Servicing, LP	COOK	CHICAGO	60626	05/23/2002	142,500	12/21/2004	11/07/2005
Countrywide Home Loans Servicing, LP	COOK	RIVERDALE	60627	06/06/1995	58,100	08/20/2004	07/06/2005
Countrywide Home Loans Servicing, LP	COOK	CHICAGO	60628	10/15/2003	102,600	10/25/2005	
Countrywide Home Loans Servicing, LP	COOK	CHICAGO	60628	04/09/2004	166,500	11/15/2005	
Countrywide Home Loans Servicing, LP	COOK	CHICAGO	60628	04/28/2004	157,500	11/16/2005	
Countrywide Home Loans Servicing, LP	COOK	CHICAGO	60628	11/23/2004	126,000	08/31/2005	
Countrywide Home Loans Servicing, LP	COOK	CHICAGO	60628	12/19/2003	103,500	09/10/2004	07/20/2005
Countrywide Home Loans Servicing, LP	COOK	CHICAGO	60628	04/26/2004	106,250	11/29/2004	10/03/2005
Countrywide Home Loans Servicing, LP	COOK	CHICAGO	60628	09/10/2004	90,000	02/16/2005	12/07/2005
Countrywide Home Loans Servicing, LP	COOK	CHICAGO	60628	03/12/2004	135,000	06/20/2005	
Countrywide Home Loans Servicing, LP	COOK	CHICAGO	60628	04/30/2004	102,600	04/08/2005	
Countrywide Home Loans Servicing, LP	COOK	CHICAGO	60628	02/13/2003	85,000	05/04/2005	
Countrywide Home Loans Servicing, LP	COOK	CHICAGO	60628	02/06/2004	97,200	05/23/2005	
Countrywide Home Loans Servicing, LP	COOK	CHICAGO	60628	02/19/2004	97,500	08/23/2004	
Countrywide Home Loans Servicing, LP	COOK	CHICAGO	60628	11/18/2000	75,000	04/08/2003	
Countrywide Home Loans Servicing, LP	COOK	CHICAGO	60628	01/21/2004	157,500	07/20/2005	
Countrywide Home Loans Servicing, LP	COOK	CHICAGO	60628	11/29/1999	23,500	05/18/2005	
Countrywide Home Loans Servicing, LP	COOK	CHICAGO	60628	10/11/2004	210,000	08/24/2005	
Countrywide Home Loans Servicing, LP	COOK	CHICAGO	60628	01/06/2005	100,000	07/27/2005	
Countrywide Home Loans Servicing, LP	COOK	CHICAGO	60628	04/27/2005	162,000	08/19/2005	
Countrywide Home Loans Servicing, LP	COOK	CHICAGO	60628	03/04/2004	115,000	12/24/2004	
Countrywide Home Loans Servicing, LP	COOK	CHICAGO	60628	07/07/2004	139,050	01/04/2005	
Countrywide Home Loans Servicing, LP	COOK	CHICAGO	60628	04/01/2004	99,000	11/19/2004	
Countrywide Home Loans Servicing, LP	COOK	CHICAGO	60628	01/06/2005	117,000	09/23/2005	
Countrywide Home Loans Servicing, LP	COOK	CHICAGO	60628	08/20/2004	117,000	09/30/2005	
Countrywide Home Loans Servicing, LP	COOK	CHICAGO	60628	09/13/2004	165,000	09/27/2005	
Countrywide Home Loans Servicing, LP	COOK	CHICAGO	60628	06/30/2005	115,200	11/03/2005	
Countrywide Home Loans Servicing, LP	COOK	CHICAGO	60628	06/16/2005	124,000	10/31/2005	
Countrywide Home Loans Servicing, LP	COOK	CHICAGO	60628	05/03/2005	118,750	11/07/2005	
Countrywide Home Loans Servicing, LP	COOK	CHICAGO	60628	04/29/2005	115,000	11/23/2005	
Countrywide Home Loans Servicing, LP	COOK	CHICAGO	60628	03/16/2005	128,500	12/23/2005	
Countrywide Home Loans Servicing, LP	COOK	CHICAGO	60628	05/31/2000	86,250	12/08/2005	
Countrywide Home Loans Servicing, LP	COOK	CHICAGO	60628	04/29/2004	120,000	12/14/2005	

Statewide Foreclosures for the Second Half of 2005

Institution Name	County	City	Zip	Loan Date	Loan Amount	Filing Date	Close Date
Countrywide Home Loans Servicing, LP	COOK	CHICAGO	60628	03/15/2004	102,000	12/21/2005	
Countrywide Home Loans Servicing, LP	COOK	CHICAGO	60628	04/23/2004	160,000	05/12/2005	
Countrywide Home Loans Servicing, LP	COOK	CHICAGO	60628	12/16/2002	63,700	08/02/2005	
Countrywide Home Loans Servicing, LP	COOK	CHICAGO	60628	05/27/2004	152,000	11/30/2004	
Countrywide Home Loans Servicing, LP	COOK	CHICAGO	60628	06/03/2004	81,000	08/26/2005	
Countrywide Home Loans Servicing, LP	COOK	CHICAGO	60628	10/04/2004	99,000	08/16/2005	
Countrywide Home Loans Servicing, LP	COOK	CHICAGO	60628	10/18/2004	114,000	09/20/2005	
Countrywide Home Loans Servicing, LP	COOK	CHICAGO	60628	09/03/2003	63,750	08/10/2005	
Countrywide Home Loans Servicing, LP	COOK	CHICAGO	60628	10/28/2003	79,600	07/25/2005	
Countrywide Home Loans Servicing, LP	COOK	CHICAGO	60628	07/16/2004	80,000	07/29/2005	
Countrywide Home Loans Servicing, LP	COOK	CHICAGO	60628		71,000	10/20/2005	
Countrywide Home Loans Servicing, LP	COOK	CHICAGO	60628	12/23/2003	148,000	11/23/2005	
Countrywide Home Loans Servicing, LP	COOK	CHICAGO	60628	03/31/2004	72,960	01/31/2005	
Countrywide Home Loans Servicing, LP	COOK	CHICAGO	60628	01/18/2005	80,000	12/01/2005	
Countrywide Home Loans Servicing, LP	COOK	CHICAGO	60628	12/08/2004	117,000	12/20/2005	
Countrywide Home Loans Servicing, LP	COOK	CHICAGO	60628	03/01/2005	93,500	09/27/2005	
Countrywide Home Loans Servicing, LP	COOK	CHICAGO	60628	03/16/2005	63,000	10/25/2005	
Countrywide Home Loans Servicing, LP	COOK	CHICAGO	60628	04/21/2004	81,000	01/05/2005	07/08/2005
Countrywide Home Loans Servicing, LP	COOK	CHICAGO	60628	12/23/2002	93,600	12/07/2004	10/05/2005
Countrywide Home Loans Servicing, LP	COOK	CHICAGO	60628	03/15/2005	90,000	07/22/2005	
Countrywide Home Loans Servicing, LP	COOK	CHICAGO	60628	11/22/2004	152,000	10/03/2005	
Countrywide Home Loans Servicing, LP	COOK	CHICAGO	60628	07/28/2004	94,500	07/18/2005	
Countrywide Home Loans Servicing, LP	COOK	CHICAGO	60628	02/03/1995	83,510	09/27/2005	
Countrywide Home Loans Servicing, LP	COOK	CHICAGO	60628	06/04/2002	107,950	08/10/2005	
Countrywide Home Loans Servicing, LP	COOK	CHICAGO	60628	03/24/2003	93,500	10/07/2003	
Countrywide Home Loans Servicing, LP	COOK	CHICAGO	60628	05/28/2004	126,000	12/19/2005	
Countrywide Home Loans Servicing, LP	COOK	CHICAGO	60628	07/02/2004	190,000	07/08/2005	
Countrywide Home Loans Servicing, LP	COOK	CHICAGO	60628	03/26/2004	118,750	07/20/2005	
Countrywide Home Loans Servicing, LP	COOK	CHICAGO	60628	07/27/2004	76,500	10/13/2005	
Countrywide Home Loans Servicing, LP	COOK	CHICAGO	60628	06/21/2005	90,250	10/26/2005	
Countrywide Home Loans Servicing, LP	COOK	CHICAGO	60629	07/06/2004	196,200	12/28/2005	10/25/2005
Countrywide Home Loans Servicing, LP	COOK	CHICAGO	60629	09/16/2003	119,920	05/14/2004	07/06/2005
Countrywide Home Loans Servicing, LP	COOK	CHICAGO	60629	05/10/2005	170,000	11/25/2005	
Countrywide Home Loans Servicing, LP	COOK	CHICAGO	60629	05/09/2005	235,800	11/10/2005	
Countrywide Home Loans Servicing, LP	COOK	CHICAGO	60629	04/11/2005	144,000	12/02/2005	
Countrywide Home Loans Servicing, LP	COOK	CHICAGO	60629	04/19/2004	223,250	06/22/2005	
Countrywide Home Loans Servicing, LP	COOK	CHICAGO	60629	08/14/2002	100,000	11/24/2004	
Countrywide Home Loans Servicing, LP	COOK	CHICAGO	60629	04/21/2003	93,750	10/13/2005	
Countrywide Home Loans Servicing, LP	COOK	CHICAGO	60629	07/20/2004	135,000	12/23/2005	
Countrywide Home Loans Servicing, LP	COOK	CHICAGO	60629		166,500	08/05/2005	

Statewide Foreclosures for the Second Half of 2005

Institution Name	County	City	Zip	Loan Date	Loan Amount	Filing Date	Close Date
Countrywide Home Loans Servicing, LP	COOK	CHICAGO	60629	09/15/2004	189,000	11/23/2005	
Countrywide Home Loans Servicing, LP	COOK	CHICAGO	60629	12/09/2003	162,000	01/31/2005	
Countrywide Home Loans Servicing, LP	COOK	CHICAGO	60629	03/03/2004	180,000	08/02/2005	
Countrywide Home Loans Servicing, LP	DUPAGE	CHICAGO	60629	11/12/2004	144,000	12/29/2005	
Countrywide Home Loans Servicing, LP	COOK	CHICAGO	60629	11/05/1996	29,700	06/15/2004	
Countrywide Home Loans Servicing, LP	COOK	CHICAGO	60629	12/31/2003	42,200	04/06/2005	
Countrywide Home Loans Servicing, LP	COOK	CHICAGO	60629	04/05/2004	160,000	11/30/2004	
Countrywide Home Loans Servicing, LP	COOK	CHICAGO	60629	06/29/2000	77,000	11/22/2005	
Countrywide Home Loans Servicing, LP	COOK	CHICAGO	60629	09/13/1996	70,000	11/10/2005	
Countrywide Home Loans Servicing, LP	COOK	CHICAGO	60629	08/25/1993	72,000	11/30/2005	
Countrywide Home Loans Servicing, LP	COOK	CHICAGO	60629	11/21/2002	134,900	12/19/2005	
Countrywide Home Loans Servicing, LP	COOK	CHICAGO	60629	04/18/2003	147,200	11/03/2005	
Countrywide Home Loans Servicing, LP	COOK	CHICAGO	60630	05/24/2004	351,920	01/26/2005	
Countrywide Home Loans Servicing, LP	COOK	CHICAGO	60630	07/27/2004	324,000	02/14/2005	11/14/2005
Countrywide Home Loans Servicing, LP	COOK	CHICAGO	60630	09/30/2004	312,000	10/10/2005	
Countrywide Home Loans Servicing, LP	COOK	CHICAGO	60630	03/03/2005	342,000	12/23/2005	
Countrywide Home Loans Servicing, LP	COOK	CHICAGO	60630	04/20/2005	292,500	11/01/2005	
Countrywide Home Loans Servicing, LP	COOK	CHICAGO	60631	06/23/2005	128,800	12/07/2005	
Countrywide Home Loans Servicing, LP	COOK	CHICAGO	60631	06/25/2004	176,400	01/18/2005	09/08/2005
Countrywide Home Loans Servicing, LP	COOK	CHICAGO	60631	05/13/2004	63,750	10/03/2005	
Countrywide Home Loans Servicing, LP	COOK	CHICAGO	60631	03/26/2004	255,000	06/13/2005	
Countrywide Home Loans Servicing, LP	COOK	CHICAGO	60631	06/25/2004	378,250	01/20/2005	
Countrywide Home Loans Servicing, LP	COOK	CHICAGO	60632	02/22/2005	233,750	11/22/2005	
Countrywide Home Loans Servicing, LP	COOK	CHICAGO	60632	07/08/2003	152,000	09/19/2005	
Countrywide Home Loans Servicing, LP	COOK	CHICAGO	60632	12/03/2004	184,000	07/27/2005	
Countrywide Home Loans Servicing, LP	COOK	CHICAGO	60633	08/08/2003	74,900	12/30/2004	08/25/2005
Countrywide Home Loans Servicing, LP	COOK	CHICAGO	60633	05/21/2002	76,800	07/15/2005	
Countrywide Home Loans Servicing, LP	COOK	CHICAGO	60634	03/22/2002	187,500	09/23/2005	
Countrywide Home Loans Servicing, LP	COOK	CHICAGO	60634	07/28/2003	218,400	07/12/2005	
Countrywide Home Loans Servicing, LP	COOK	CHICAGO	60634	06/10/2004	231,300	02/07/2005	11/17/2005
Countrywide Home Loans Servicing, LP	COOK	CHICAGO	60634	04/21/2004	288,000	02/25/2005	
Countrywide Home Loans Servicing, LP	COOK	CHICAGO	60634		215,000	11/23/2004	
Countrywide Home Loans Servicing, LP	COOK	CHICAGO	60634	08/03/2004	124,000	02/16/2005	
Countrywide Home Loans Servicing, LP	COOK	CHICAGO	60634	12/22/2003	385,200	10/20/2004	08/31/2005
Countrywide Home Loans Servicing, LP	COOK	CHICAGO	60634	06/21/2002	221,743	02/03/2005	
Countrywide Home Loans Servicing, LP	COOK	CHICAGO	60636	10/23/2000	30,000	04/04/2005	
Countrywide Home Loans Servicing, LP	COOK	CHICAGO	60636	01/28/2004	119,700	07/13/2004	09/08/2005
Countrywide Home Loans Servicing, LP	COOK	CHICAGO	60636	05/12/2003	106,250	12/21/2004	10/21/2005
Countrywide Home Loans Servicing, LP	COOK	CHICAGO	60636	06/27/2003	88,000	12/29/2004	10/25/2005
Countrywide Home Loans Servicing, LP	COOK	CHICAGO	60636	11/21/2003	99,000	01/26/2005	10/06/2005

Statewide Foreclosures for the Second Half of 2005

Institution Name	County	City	Zip	Loan Date	Loan Amount	Filing Date	Close Date
Countrywide Home Loans Servicing, LP	COOK	CHICAGO	60636	06/10/2004	153,000	02/02/2005	10/26/2005
Countrywide Home Loans Servicing, LP	COOK	CHICAGO	60636	08/20/2004	185,250	02/18/2005	11/17/2005
Countrywide Home Loans Servicing, LP	COOK	CHICAGO	60636	09/24/2004	108,000	06/02/2005	
Countrywide Home Loans Servicing, LP	COOK	CHICAGO	60636	11/17/2003	99,000	05/09/2005	
Countrywide Home Loans Servicing, LP	COOK	CHICAGO	60636	08/13/2004	117,000	08/15/2005	
Countrywide Home Loans Servicing, LP	COOK	CHICAGO	60636	07/08/2004	99,000	06/23/2005	
Countrywide Home Loans Servicing, LP	COOK	CHICAGO	60636	01/14/2005	98,400	10/11/2005	
Countrywide Home Loans Servicing, LP	COOK	CHICAGO	60636	06/01/2004	85,000	08/18/2005	
Countrywide Home Loans Servicing, LP	COOK	CHICAGO	60636	07/16/2004	135,000	01/04/2005	
Countrywide Home Loans Servicing, LP	COOK	CHICAGO	60636	04/23/2004	93,500	09/07/2005	
Countrywide Home Loans Servicing, LP	COOK	CHICAGO	60636	05/19/2004	140,000	07/27/2005	
Countrywide Home Loans Servicing, LP	COOK	CHICAGO	60636	08/25/2003	56,250	08/13/2004	
Countrywide Home Loans Servicing, LP	COOK	CHICAGO	60636	05/13/2004	200,000	09/07/2005	
Countrywide Home Loans Servicing, LP	COOK	CHICAGO	60636	05/27/2004	131,750	02/16/2005	
Countrywide Home Loans Servicing, LP	COOK	CHICAGO	60636	04/07/2005	112,500	12/01/2005	
Countrywide Home Loans Servicing, LP	COOK	CHICAGO	60636	04/24/2003	37,000	02/10/2004	
Countrywide Home Loans Servicing, LP	COOK	CHICAGO	60636	02/26/2004	175,750	12/08/2004	08/15/2005
Countrywide Home Loans Servicing, LP	COOK	CHICAGO	60636	11/24/2003	107,100	02/25/2005	10/21/2005
Countrywide Home Loans Servicing, LP	COOK	CHICAGO	60636	02/19/2003	93,500	03/10/2005	11/02/2005
Countrywide Home Loans Servicing, LP	COOK	CHICAGO	60636	12/08/2003	105,400	05/18/2005	
Countrywide Home Loans Servicing, LP	COOK	CHICAGO	60636	03/25/2003	68,000	03/07/2005	
Countrywide Home Loans Servicing, LP	COOK	CHICAGO	60637	04/05/2004	103,500	02/28/2005	12/08/2005
Countrywide Home Loans Servicing, LP	COOK	CHICAGO	60637	03/12/2004	199,500	04/13/2005	12/13/2005
Countrywide Home Loans Servicing, LP	COOK	CHICAGO	60637	04/29/2004	192,000	12/29/2004	
Countrywide Home Loans Servicing, LP	COOK	CHICAGO	60637	02/20/2004	185,400	10/25/2004	
Countrywide Home Loans Servicing, LP	COOK	CHICAGO	60637	04/06/2004	103,500	03/10/2005	
Countrywide Home Loans Servicing, LP	COOK	CHICAGO	60637	02/12/2004	189,000	07/21/2004	
Countrywide Home Loans Servicing, LP	COOK	CHICAGO	60637	03/24/2005	128,000	07/22/2005	
Countrywide Home Loans Servicing, LP	COOK	CHICAGO	60637	04/07/2005	192,000	10/12/2005	
Countrywide Home Loans Servicing, LP	COOK	CHICAGO	60637	08/01/2005	332,500	12/23/2005	
Countrywide Home Loans Servicing, LP	COOK	CHICAGO	60637	05/05/2004	107,000	08/24/2005	
Countrywide Home Loans Servicing, LP	COOK	CHICAGO	60637	01/30/2004	261,250	12/06/2005	
Countrywide Home Loans Servicing, LP	COOK	CHICAGO	60637	06/30/2004	200,000	03/10/2005	
Countrywide Home Loans Servicing, LP	COOK	CHICAGO	60637	03/28/2005	216,000	10/17/2005	
Countrywide Home Loans Servicing, LP	COOK	CHICAGO	60637	04/21/2005	174,850	12/09/2005	
Countrywide Home Loans Servicing, LP	COOK	CHICAGO	60637	04/27/2005	166,800	11/29/2005	
Countrywide Home Loans Servicing, LP	COOK	CHICAGO	60637	05/02/2005	169,269	11/28/2005	
Countrywide Home Loans Servicing, LP	COOK	CHICAGO	60637	05/19/2005	204,000	11/07/2005	
Countrywide Home Loans Servicing, LP	COOK	CHICAGO	60637	01/18/2005	222,400	06/17/2005	
Countrywide Home Loans Servicing, LP	COOK	CHICAGO	60637	07/12/2004	220,000	12/30/2004	09/26/2005

Statewide Foreclosures for the Second Half of 2005

Institution Name	County	City	Zip	Loan Date	Loan Amount	Filing Date	Close Date
Countrywide Home Loans Servicing, LP	COOK	CHICAGO	60637	03/11/2004	189,000	07/22/2004	
Countrywide Home Loans Servicing, LP	COOK	CHICAGO	60637	10/27/2003	180,000	02/04/2005	
Countrywide Home Loans Servicing, LP	COOK	CHICAGO	60638	07/21/2004	226,800	06/21/2005	
Countrywide Home Loans Servicing, LP	COOK	CHICAGO	60638	03/09/2005	232,750	09/26/2005	
Countrywide Home Loans Servicing, LP	COOK	CHICAGO	60638	11/26/2003	206,550	04/08/2005	
Countrywide Home Loans Servicing, LP	COOK	CHICAGO	60638	12/19/2003	198,000	03/24/2005	
Countrywide Home Loans Servicing, LP	COOK	CHICAGO	60638	06/02/2005	200,000	11/09/2005	
Countrywide Home Loans Servicing, LP	COOK	CHICAGO	60638	01/15/2002	128,780	05/31/2005	
Countrywide Home Loans Servicing, LP	Cook	CHICAGO	60639	06/03/2004	190,000	05/12/2005	
Countrywide Home Loans Servicing, LP	COOK	CHICAGO	60639	04/11/2005	355,300	10/25/2005	
Countrywide Home Loans Servicing, LP	COOK	CHICAGO	60639	10/05/2004	128,000	10/31/2005	
Countrywide Home Loans Servicing, LP	COOK	CHICAGO	60639	10/08/2004	128,000	08/31/2005	
Countrywide Home Loans Servicing, LP	COOK	CHICAGO	60639	03/02/2004	180,000	08/15/2005	
Countrywide Home Loans Servicing, LP	COOK	CHICAGO	60639	04/07/2004	122,761	11/16/2005	
Countrywide Home Loans Servicing, LP	COOK	CHICAGO	60639	03/24/2004	261,000	11/26/2004	
Countrywide Home Loans Servicing, LP	COOK	CHICAGO	60639	03/28/2005	269,500	09/27/2005	
Countrywide Home Loans Servicing, LP	COOK	CHICAGO	60639		118,000	12/19/2005	
Countrywide Home Loans Servicing, LP	COOK	CHICAGO	60640	02/10/2004	264,000	02/25/2005	09/26/2005
Countrywide Home Loans Servicing, LP	COOK	CHICAGO	60640	09/21/2004	400,000	09/23/2005	
Countrywide Home Loans Servicing, LP	COOK	CHICAGO	60640	07/09/2004	184,000	05/18/2005	
Countrywide Home Loans Servicing, LP	COOK	CHICAGO	60641	12/30/2004	644,000	09/29/2005	
Countrywide Home Loans Servicing, LP	COOK	CHICAGO	60641	06/18/2004	180,000	11/28/2005	
Countrywide Home Loans Servicing, LP	COOK	CHICAGO	60641	04/18/2005	255,000	12/27/2005	
Countrywide Home Loans Servicing, LP	COOK	CHICAGO	60641	05/02/2005	312,000	11/07/2005	
Countrywide Home Loans Servicing, LP	COOK	CHICAGO	60641	07/14/2004	34,000	11/18/2005	
Countrywide Home Loans Servicing, LP	COOK	CHICAGO	60641	02/18/2003	189,000	02/06/2004	
Countrywide Home Loans Servicing, LP	COOK	CHICAGO	60641	04/08/2004	325,850	11/09/2005	
Countrywide Home Loans Servicing, LP	COOK	CHICAGO	60641	02/11/2004	184,500	08/22/2005	
Countrywide Home Loans Servicing, LP	COOK	CHICAGO	60643	03/31/2004	62,100	01/25/2005	10/13/2005
Countrywide Home Loans Servicing, LP	COOK	CHICAGO	60643	05/28/2004	110,500	12/06/2004	11/14/2005
Countrywide Home Loans Servicing, LP	COOK	CHICAGO	60643	12/27/2004	99,000	08/25/2005	
Countrywide Home Loans Servicing, LP	COOK	CHICAGO	60643	11/30/2004	157,500	08/03/2005	
Countrywide Home Loans Servicing, LP	COOK	CHICAGO	60643	10/29/2004	212,500	05/17/2005	
Countrywide Home Loans Servicing, LP	COOK	CHICAGO	60643	07/23/2003	99,000	09/13/2005	
Countrywide Home Loans Servicing, LP	COOK	CHICAGO	60643	09/28/2004	140,000	11/18/2005	
Countrywide Home Loans Servicing, LP	COOK	CHICAGO	60643	09/23/1999	80,750	09/26/2002	
Countrywide Home Loans Servicing, LP	COOK	CHICAGO	60643	07/27/2004	104,550	03/01/2005	
Countrywide Home Loans Servicing, LP	COOK	CHICAGO	60643	07/29/2004	137,750	11/29/2005	
Countrywide Home Loans Servicing, LP	COOK	CHICAGO	60643	08/06/2004	80,000	12/06/2005	
Countrywide Home Loans Servicing, LP	COOK	CHICAGO	60643	07/22/2004	105,000	06/17/2005	

Statewide Foreclosures for the Second Half of 2005

Institution Name	County	City	Zip	Loan Date	Loan Amount	Filing Date	Close Date
Countrywide Home Loans Servicing, LP	COOK	CHICAGO	60643	06/10/2004	93,600	09/07/2005	
Countrywide Home Loans Servicing, LP	COOK	CHICAGO	60643	01/28/2004	119,700	06/07/2005	
Countrywide Home Loans Servicing, LP	COOK	CHICAGO	60643	03/31/2004	119,000	10/20/2005	
Countrywide Home Loans Servicing, LP	COOK	CHICAGO	60643		100,400	08/05/2005	
Countrywide Home Loans Servicing, LP	COOK	CHICAGO	60643	04/25/2005	80,000	11/11/2005	
Countrywide Home Loans Servicing, LP	COOK	CHICAGO	60643	04/04/2005	229,500	10/07/2005	
Countrywide Home Loans Servicing, LP	COOK	CHICAGO	60643	06/28/2005	240,000	12/02/2005	
Countrywide Home Loans Servicing, LP	COOK	CHICAGO	60643	02/25/2000	150,000	11/18/2004	
Countrywide Home Loans Servicing, LP	COOK	CHICAGO	60643	10/18/2001	71,700	06/08/2005	
Countrywide Home Loans Servicing, LP	COOK	CHICAGO	60643	03/16/2001	25,000	09/27/2005	
Countrywide Home Loans Servicing, LP	COOK	CHICAGO	60643	12/20/2002	139,623	08/26/2005	
Countrywide Home Loans Servicing, LP	COOK	CHICAGO	60644	04/01/2004	150,000	12/21/2004	09/15/2005
Countrywide Home Loans Servicing, LP	COOK	CHICAGO	60644	05/14/2004	189,000	02/16/2005	12/07/2005
Countrywide Home Loans Servicing, LP	COOK	CHICAGO	60644	10/27/2004	126,000	09/21/2005	
Countrywide Home Loans Servicing, LP	COOK	CHICAGO	60644	02/22/2005	216,750	11/09/2005	
Countrywide Home Loans Servicing, LP	COOK	CHICAGO	60644	04/21/2004	175,750	12/06/2005	
Countrywide Home Loans Servicing, LP	COOK	CHICAGO	60644	05/14/2004	103,500	06/22/2005	
Countrywide Home Loans Servicing, LP	COOK	CHICAGO	60644	05/26/2004	208,250	11/29/2005	
Countrywide Home Loans Servicing, LP	COOK	CHICAGO	60644	10/31/2003	184,000	03/15/2005	
Countrywide Home Loans Servicing, LP	COOK	CHICAGO	60644	05/18/2004	144,000	08/31/2005	
Countrywide Home Loans Servicing, LP	COOK	CHICAGO	60644	03/26/2004	105,000	09/22/2005	
Countrywide Home Loans Servicing, LP	COOK	CHICAGO	60644	02/20/2004	238,000	11/23/2004	
Countrywide Home Loans Servicing, LP	COOK	CHICAGO	60644	11/30/2004	204,000	06/07/2005	
Countrywide Home Loans Servicing, LP	COOK	CHICAGO	60644	08/05/1994	16,000	12/30/2004	
Countrywide Home Loans Servicing, LP	COOK	CHICAGO	60644	11/25/1998	82,000	07/01/2004	
Countrywide Home Loans Servicing, LP	COOK	CHICAGO	60644	03/16/2004	134,900	11/05/2004	07/21/2005
Countrywide Home Loans Servicing, LP	COOK	CHICAGO	60644	01/09/2004	67,500	09/22/2004	08/22/2005
Countrywide Home Loans Servicing, LP	COOK	CHICAGO	60644	03/20/1998	109,250	12/29/2005	
Countrywide Home Loans Servicing, LP	COOK	CHICAGO	60644	09/05/2000	101,568	03/02/2005	
Countrywide Home Loans Servicing, LP	COOK	CHICAGO	60644	06/15/2004	130,000	10/04/2005	
Countrywide Home Loans Servicing, LP	COOK	CHICAGO	60645	09/25/2001	300,000	03/22/2005	
Countrywide Home Loans Servicing, LP	COOK	CHICAGO	60645	05/21/2003	222,000	05/04/2005	
Countrywide Home Loans Servicing, LP	COOK	CHICAGO	60645	04/11/2005	612,750	11/21/2005	
Countrywide Home Loans Servicing, LP	COOK	CHICAGO	60646	12/22/2004	262,500	09/28/2005	
Countrywide Home Loans Servicing, LP	COOK	CHICAGO	60646	10/17/2003	228,750	05/20/2005	
Countrywide Home Loans Servicing, LP	COOK	CHICAGO	60646	04/27/2005	229,000	12/06/2005	
Countrywide Home Loans Servicing, LP	COOK	CHICAGO	60647	07/15/2004	226,800	10/12/2005	
Countrywide Home Loans Servicing, LP	COOK	CHICAGO	60647	02/11/2004	233,700	01/26/2005	
Countrywide Home Loans Servicing, LP	COOK	CHICAGO	60647	01/14/2005	283,200	09/28/2005	
Countrywide Home Loans Servicing, LP	COOK	CHICAGO	60647	05/17/2005	304,000	11/07/2005	

Statewide Foreclosures for the Second Half of 2005

Institution Name	County	City	Zip	Loan Date	Loan Amount	Filing Date	Close Date
Countrywide Home Loans Servicing, LP	COOK	CHICAGO	60647	09/16/2004	243,750	05/20/2005	
Countrywide Home Loans Servicing, LP	COOK	CHICAGO	60647	02/22/2005	433,500	06/16/2005	
Countrywide Home Loans Servicing, LP	COOK	CHICAGO	60649	02/25/2005	130,500	09/06/2005	
Countrywide Home Loans Servicing, LP	COOK	CHICAGO	60649	05/05/2005	114,000	12/07/2005	
Countrywide Home Loans Servicing, LP	COOK	CHICAGO	60649	01/16/2004	98,400	11/11/2004	
Countrywide Home Loans Servicing, LP	COOK	CHICAGO	60649	04/26/2004	167,850	11/16/2004	
Countrywide Home Loans Servicing, LP	COOK	CHICAGO	60649	02/17/2005	189,000	08/02/2005	
Countrywide Home Loans Servicing, LP	COOK	CHICAGO	60649	12/27/1999	276,250	05/19/2004	
Countrywide Home Loans Servicing, LP	COOK	CHICAGO	60649	12/30/1999	63,750	02/16/2005	
Countrywide Home Loans Servicing, LP	COOK	CHICAGO	60649	04/15/2004	96,000	03/29/2005	
Countrywide Home Loans Servicing, LP	COOK	CHICAGO	60649	05/28/2004	213,000	12/16/2004	
Countrywide Home Loans Servicing, LP	COOK	CHICAGO	60649	05/20/2004	68,000	11/09/2005	
Countrywide Home Loans Servicing, LP	COOK	CHICAGO	60649	07/28/2004	160,000	05/25/2005	
Countrywide Home Loans Servicing, LP	COOK	CHICAGO	60649	03/12/2004	175,920	10/14/2005	
Countrywide Home Loans Servicing, LP	COOK	CHICAGO	60649	07/09/2004	132,000	09/23/2005	
Countrywide Home Loans Servicing, LP	COOK	CHICAGO	60649	03/24/2005	177,600	09/23/2005	
Countrywide Home Loans Servicing, LP	COOK	CHICAGO	60649	01/29/2004	180,000	11/09/2004	
Countrywide Home Loans Servicing, LP	COOK	CHICAGO	60651	05/20/2003	281,000	12/31/2003	12/22/2005
Countrywide Home Loans Servicing, LP	COOK	CHICAGO	60651	12/05/2003	153,000	07/27/2004	
Countrywide Home Loans Servicing, LP	COOK	CHICAGO	60651	01/14/2005	178,500	05/17/2005	
Countrywide Home Loans Servicing, LP	COOK	CHICAGO	60651	08/16/2004	225,000	06/22/2005	
Countrywide Home Loans Servicing, LP	COOK	CHICAGO	60651	11/13/2003	148,936	03/07/2005	
Countrywide Home Loans Servicing, LP	COOK	CHICAGO	60651	02/16/2005	344,000	08/03/2005	
Countrywide Home Loans Servicing, LP	COOK	CHICAGO	60651	07/30/2004	232,800	07/12/2005	
Countrywide Home Loans Servicing, LP	COOK	CHICAGO	60651	02/27/2004	193,600	09/07/2005	
Countrywide Home Loans Servicing, LP	COOK	CHICAGO	60651	01/25/2005	160,000	11/04/2005	
Countrywide Home Loans Servicing, LP	COOK	CHICAGO	60651	05/21/2004	225,000	12/02/2005	
Countrywide Home Loans Servicing, LP	COOK	CHICAGO	60651	05/16/2003	135,000	08/11/2004	
Countrywide Home Loans Servicing, LP	COOK	CHICAGO	60651		264,005	07/26/2005	
Countrywide Home Loans Servicing, LP	COOK	CHICAGO	60651	07/14/2003	176,000	02/24/2005	
Countrywide Home Loans Servicing, LP	COOK	CHICAGO	60651	07/21/1997	11,800	05/04/2005	
Countrywide Home Loans Servicing, LP	COOK	CHICAGO	60651	04/27/2004	145,800	07/14/2005	
Countrywide Home Loans Servicing, LP	COOK	CHICAGO	60651	12/30/2003	129,000	12/07/2005	
Countrywide Home Loans Servicing, LP	COOK	CHICAGO	60652	12/14/1999	87,000	07/10/2003	09/28/2005
Countrywide Home Loans Servicing, LP	COOK	CHICAGO	60652	06/15/2004	151,920	08/12/2005	
Countrywide Home Loans Servicing, LP	COOK	CHICAGO	60652	05/09/2005	153,000	11/01/2005	
Countrywide Home Loans Servicing, LP	COOK	CHICAGO	60652	04/12/2005	93,000	10/31/2005	
Countrywide Home Loans Servicing, LP	COOK	CHICAGO	60652	12/27/2004	142,400	11/09/2005	
Countrywide Home Loans Servicing, LP	COOK	CHICAGO	60652	03/04/2005	176,000	12/19/2005	
Countrywide Home Loans Servicing, LP	COOK	CHICAGO	60652		204,250	09/30/2005	

Statewide Foreclosures for the Second Half of 2005

Institution Name	County	City	Zip	Loan Date	Loan Amount	Filing Date	Close Date
Countrywide Home Loans Servicing, LP	COOK	CHICAGO	60652	03/11/2004	153,000	07/27/2005	
Countrywide Home Loans Servicing, LP	COOK	CHICAGO	60652	01/14/2005	139,500	07/27/2005	
Countrywide Home Loans Servicing, LP	COOK	CHICAGO	60653	08/15/2003	171,900	03/15/2005	
Countrywide Home Loans Servicing, LP	COOK	CHICAGO	60653	12/28/2004	332,000	10/14/2005	
Countrywide Home Loans Servicing, LP	COOK	CHICAGO	60653	01/31/2005	184,000	08/08/2005	
Countrywide Home Loans Servicing, LP	COOK	CHICAGO	60653	01/31/2005	176,000	08/08/2005	
Countrywide Home Loans Servicing, LP	COOK	CHICAGO	60653	11/19/2002	172,000	11/26/2004	09/26/2005
Countrywide Home Loans Servicing, LP	COOK	CHICAGO	60653	07/07/2004	189,000	02/07/2005	10/26/2005
Countrywide Home Loans Servicing, LP	COOK	CHICAGO	60653	09/17/2004	180,000	09/22/2005	
Countrywide Home Loans Servicing, LP	COOK	CHICAGO	60653	04/20/2004	270,750	12/08/2004	11/10/2005
Countrywide Home Loans Servicing, LP	COOK	CHICAGO	60653	05/18/2004	60,000	11/30/2005	
Countrywide Home Loans Servicing, LP	COOK	CHICAGO	60653	04/28/2004	280,000	01/14/2005	
Countrywide Home Loans Servicing, LP	COOK	CHICAGO	60655	11/24/2004	136,000	06/15/2005	
Countrywide Home Loans Servicing, LP	COOK	CHICAGO	60655	07/22/2004	177,565	10/07/2005	
Countrywide Home Loans Servicing, LP	COOK	CHICAGO	60655	08/25/2004	174,000	08/09/2005	
Countrywide Home Loans Servicing, LP	COOK	CHICAGO	60656	10/25/2004	85,200	11/29/2005	
Countrywide Home Loans Servicing, LP	COOK	CHICAGO	60659	03/18/2004	223,200	12/28/2004	
Countrywide Home Loans Servicing, LP	COOK	CHICAGO	60659	03/12/2004	251,100	01/21/2005	10/06/2005
Countrywide Home Loans Servicing, LP	COOK	CHICAGO	60659		220,000	09/16/2004	
Countrywide Home Loans Servicing, LP	COOK	CHICAGO	60660	05/09/2003	60,000	12/07/2005	
Countrywide Home Loans Servicing, LP	COOK	CHICAGO	60660	05/10/2004	468,300	11/29/2004	
Countrywide Home Loans Servicing, LP	COOK	CHICAGO	60660	07/03/2002	108,000	03/09/2005	11/30/2005
Countrywide Home Loans Servicing, LP	COOK	CHICAGO	60661	04/26/2005	403,750	11/16/2005	
Countrywide Home Loans Servicing, LP	COOK	ELMWOOD PARK	60707	03/05/2004	304,000	12/30/2004	12/06/2005
Countrywide Home Loans Servicing, LP	COOK	ELMWOOD PARK	60707	10/22/2004	378,000	11/17/2005	
Countrywide Home Loans Servicing, LP	COOK	LINCOLNWOOD	60712	06/01/2004	384,000	10/19/2005	
Countrywide Home Loans Servicing, LP	COOK	LINCOLNWOOD	60712	03/11/2005	252,000	10/25/2005	
Countrywide Home Loans Servicing, LP	COOK	NILES	60714	01/18/2002	60,000	06/15/2005	
Countrywide Home Loans Servicing, LP	COOK	ALSIP	60803	08/04/2004	135,500	07/21/2005	
Countrywide Home Loans Servicing, LP	COOK	ALSIP	60803	06/25/2003	181,500	08/12/2005	
Countrywide Home Loans Servicing, LP	COOK	MERRIONETTE PARK	60803	10/08/2004	109,200	06/21/2005	
Countrywide Home Loans Servicing, LP	COOK	CHICAGO	60804	05/06/2004	162,000	04/11/2005	
Countrywide Home Loans Servicing, LP	COOK	CICERO	60804	09/02/2004	169,000	06/15/2005	
Countrywide Home Loans Servicing, LP	COOK	CICERO	60804	07/30/2004	236,000	08/08/2005	
Countrywide Home Loans Servicing, LP	COOK	CICERO	60804	07/01/2004	84,000	07/21/2005	
Countrywide Home Loans Servicing, LP	COOK	CICERO	60804	04/25/2005	223,250	10/06/2005	
Countrywide Home Loans Servicing, LP	COOK	CICERO	60804	07/14/2004	202,500	05/13/2005	
Countrywide Home Loans Servicing, LP	COOK	CICERO	60804		155,720	08/12/2005	
Countrywide Home Loans Servicing, LP	COOK	CICERO	60804	05/10/2004	242,250	09/19/2005	
Countrywide Home Loans Servicing, LP	COOK	CICERO	60804	07/12/2004	174,800	02/04/2005	

Statewide Foreclosures for the Second Half of 2005

Institution Name	County	City	Zip	Loan Date	Loan Amount	Filing Date	Close Date
Countrywide Home Loans Servicing, LP	COOK	CICERO	60804	04/02/2004	185,000	01/19/2005	
Countrywide Home Loans Servicing, LP	COOK	CICERO	60804		207,000	11/02/2004	
Countrywide Home Loans Servicing, LP	COOK	CICERO	60804		115,500	12/06/2005	
Countrywide Home Loans Servicing, LP	COOK	CICERO	60804	12/07/2001	183,500	01/20/2005	
Countrywide Home Loans Servicing, LP	COOK	CICERO	60804	06/27/2002	141,579	11/07/2005	
Countrywide Home Loans Servicing, LP	COOK	CICERO	60804	06/25/2004	149,500	02/10/2005	
Countrywide Home Loans Servicing, LP	COOK	CICERO	60804	07/01/2004	190,000	06/09/2005	
Countrywide Home Loans Servicing, LP	COOK	CALUMET PARK	60827	04/09/2004	108,000	01/24/2005	11/28/2005
Countrywide Home Loans Servicing, LP	COOK	CALUMET PARK	60827	07/14/2004	96,800	09/28/2005	
Countrywide Home Loans Servicing, LP	COOK	CALUMET PARK	60827	10/14/2002	123,500	09/23/2004	
Countrywide Home Loans Servicing, LP	COOK	RIVERDALE	60827	07/30/2003	110,700	06/21/2004	
Countrywide Home Loans Servicing, LP	COOK	RIVERDALE	60827	12/10/2004	101,150	07/21/2005	
Countrywide Home Loans Servicing, LP	COOK	RIVERDALE	60827	04/30/2004	100,300	12/14/2004	
Countrywide Home Loans Servicing, LP	COOK	RIVERDALE	60827	02/27/2004	105,300	11/15/2005	
Countrywide Home Loans Servicing, LP	COOK	RIVERDALE	60827	03/01/2005	93,750	09/26/2005	
Countrywide Home Loans Servicing, LP	COOK	RIVERDALE	60827	12/15/2004	97,750	10/24/2005	
Countrywide Home Loans Servicing, LP	COOK	RIVERDALE	60827	12/15/2003	78,750	09/22/2005	
Countrywide Home Loans Servicing, LP	KANKAKEE	BRADLEY	60901	03/29/2000	31,500	06/09/2003	
Countrywide Home Loans Servicing, LP	KANKAKEE	KANKAKEE	60901	11/07/2002	120,000	06/28/2004	
Countrywide Home Loans Servicing, LP	KANKAKEE	KANKAKEE	60901	06/10/2004	50,400	02/23/2005	11/17/2005
Countrywide Home Loans Servicing, LP	KANKAKEE	KANKAKEE	60901	08/27/2004	57,600	04/01/2005	11/23/2005
Countrywide Home Loans Servicing, LP	KANKAKEE	KANKAKEE	60901	04/10/2001	63,000	02/24/2005	12/15/2005
Countrywide Home Loans Servicing, LP	KANKAKEE	KANKAKEE	60901	07/29/2004	56,800	03/21/2005	
Countrywide Home Loans Servicing, LP	KANKAKEE	KANKAKEE	60901	10/07/2004	62,050	07/20/2005	
Countrywide Home Loans Servicing, LP	KANKAKEE	KANKAKEE	60901	10/28/2004	53,900	07/28/2005	
Countrywide Home Loans Servicing, LP	KANKAKEE	KANKAKEE	60901	10/13/2004	73,600	09/27/2005	
Countrywide Home Loans Servicing, LP	KANKAKEE	KANKAKEE	60901	02/01/2005	62,703	10/12/2005	
Countrywide Home Loans Servicing, LP	KANKAKEE	KANKAKEE	60901	02/01/2000	60,800	02/11/2003	
Countrywide Home Loans Servicing, LP	KANKAKEE	KANKAKEE	60901	07/27/2004	86,350	08/23/2005	
Countrywide Home Loans Servicing, LP	KANKAKEE	KANKAKEE	60901	03/11/2004	55,200	12/07/2005	
Countrywide Home Loans Servicing, LP	KANKAKEE	KANKAKEE	60901	10/08/2001	62,050	06/01/2004	08/11/2005
Countrywide Home Loans Servicing, LP	KANKAKEE	KANKAKEE	60901	07/09/1998	52,000	12/14/2004	08/18/2005
Countrywide Home Loans Servicing, LP	KANKAKEE	KANKAKEE	60901	06/30/2003	61,200	12/22/2004	08/31/2005
Countrywide Home Loans Servicing, LP	KANKAKEE	BOURBONNAIS	60914	08/30/2004	236,000	09/08/2005	
Countrywide Home Loans Servicing, LP	KANKAKEE	BRADLEY	60915	02/22/2001	87,500	11/30/2004	11/17/2005
Countrywide Home Loans Servicing, LP	FORD	GIBSON CITY	60936	01/13/2004	63,700	08/17/2005	
Countrywide Home Loans Servicing, LP	KANKAKEE	GRANT PARK	60940	07/15/2004	114,000	09/12/2005	
Countrywide Home Loans Servicing, LP	VERMILION	HOOPESTON	60942	01/26/2004	60,300	07/14/2005	
Countrywide Home Loans Servicing, LP	VERMILION	HOOPESTON	60942	09/02/2004	66,700	10/28/2005	
Countrywide Home Loans Servicing, LP	KANKAKEE	MANTENO	60950	06/16/2004	142,500	05/23/2005	

Statewide Foreclosures for the Second Half of 2005

Institution Name	County	City	Zip	Loan Date	Loan Amount	Filing Date	Close Date
Countrywide Home Loans Servicing, LP	FORD	PIPER CITY	60959	10/27/1998	99,000	09/08/2004	12/06/2005
Countrywide Home Loans Servicing, LP	KANKAKEE	SAINT ANNE	60964	05/15/2000	59,513	12/10/2004	11/17/2005
Countrywide Home Loans Servicing, LP	IROQUOIS	WATSEKA	60970	07/21/2004	65,200	03/15/2005	
Countrywide Home Loans Servicing, LP	IROQUOIS	WOODLAND	60974	12/14/1999	13,000	03/25/2005	11/30/2005
Countrywide Home Loans Servicing, LP	BOONE	BELVIDERE	61008	06/18/2004	121,500	03/28/2005	
Countrywide Home Loans Servicing, LP	BOONE	BELVIDERE	61008	01/16/2004	113,600	05/17/2005	
Countrywide Home Loans Servicing, LP	BOONE	BELVIDERE	61008	04/08/2005	176,000	10/27/2005	
Countrywide Home Loans Servicing, LP	BOONE	BELVIDERE	61008	05/31/2005	134,900	10/13/2005	
Countrywide Home Loans Servicing, LP	BOONE	BELVIDERE	61008	09/05/2003	99,000	09/12/2005	
Countrywide Home Loans Servicing, LP	BOONE	BELVIDERE	61008	12/30/2004	108,400	07/14/2005	
Countrywide Home Loans Servicing, LP	BOONE	BELVIDERE	61008	05/26/2004	150,400	04/14/2005	
Countrywide Home Loans Servicing, LP	BOONE	BELVIDERE	61008	06/04/2004	87,600	08/04/2005	
Countrywide Home Loans Servicing, LP	BOONE	BELVIDERE	61008	08/30/2001	111,343	07/22/2005	
Countrywide Home Loans Servicing, LP	BOONE	CAPRON	61012	08/20/2003	285,900	12/03/2004	09/20/2005
Countrywide Home Loans Servicing, LP	BOONE	CAPRON	61012	02/25/2002	94,574	02/25/2005	
Countrywide Home Loans Servicing, LP	WINNEBAGO	CHERRY VALLEY	61016	10/19/2004	199,500	07/25/2005	
Countrywide Home Loans Servicing, LP	OGLE	DAVIS JUNCTION	61020		206,000	10/04/2005	
Countrywide Home Loans Servicing, LP	LEE	DIXON	61021	07/16/2004	67,199	04/19/2005	
Countrywide Home Loans Servicing, LP	LEE	DIXON, IL	61021	01/12/2005	82,800	12/06/2005	
Countrywide Home Loans Servicing, LP	OGLE	FORRESTON, IL	61030	07/01/2004	66,300	04/19/2005	
Countrywide Home Loans Servicing, LP	STEPHENSON	FREEPORT	61032	12/29/1999	21,400	01/21/2005	
Countrywide Home Loans Servicing, LP	STEPHENSON	FREEPORT	61032	10/12/2004	52,500	04/15/2005	
Countrywide Home Loans Servicing, LP	STEPHENSON	FREEPORT	61032	10/29/2004	50,000	06/14/2005	
Countrywide Home Loans Servicing, LP	STEPHENSON	FREEPORT	61032	04/29/2005	88,500	10/04/2005	
Countrywide Home Loans Servicing, LP	STEPHENSON	FREEPORT	61032	02/23/2005	50,250	12/01/2005	
Countrywide Home Loans Servicing, LP	STEPHENSON	FREEPORT	61032	11/07/2003	49,450	06/27/2005	
Countrywide Home Loans Servicing, LP	STEPHENSON	FREEPORT	61032	04/24/1998	45,700	11/02/2005	
Countrywide Home Loans Servicing, LP	BOONE	GARDEN PRAIRIE	61038	06/10/2002	184,000	03/11/2005	
Countrywide Home Loans Servicing, LP	CARROLL	LANARK	61046		97,500	11/08/2005	
Countrywide Home Loans Servicing, LP	STEPHENSON	LENA	61048	03/28/2005	80,000	12/21/2005	
Countrywide Home Loans Servicing, LP	OGLE	MONROE CENTER	61052	05/05/2004	122,000	05/18/2005	
Countrywide Home Loans Servicing, LP	CARROLL	MT CARROLL	61053	09/26/2003	44,000	12/14/2004	07/07/2005
Countrywide Home Loans Servicing, LP	CARROLL	MT CARROLL	61053	05/14/2004	41,000	12/22/2005	
Countrywide Home Loans Servicing, LP	OGLE	MOUNT MORRIS	61054	03/29/2001	58,000	10/05/2005	
Countrywide Home Loans Servicing, LP	OGLE	OREGON	61061	12/31/2003	77,900	11/16/2004	12/30/2005
Countrywide Home Loans Servicing, LP	OGLE	OREGON	61061	06/18/2004	77,600	08/16/2005	
Countrywide Home Loans Servicing, LP	OGLE	POLO	61064	04/05/2004	67,550	09/27/2005	
Countrywide Home Loans Servicing, LP	BOONE	POPLAR GROVE	61065	04/09/2004	129,000	03/21/2005	11/08/2005
Countrywide Home Loans Servicing, LP	BOONE	POPLAR GROVE	61065	07/27/2005	150,000	12/07/2005	
Countrywide Home Loans Servicing, LP	BOONE	POPLAR GROVE	61065	04/23/2004	108,000	04/06/2005	

Statewide Foreclosures for the Second Half of 2005

Institution Name	County	City	Zip	Loan Date	Loan Amount	Filing Date	Close Date
Countrywide Home Loans Servicing, LP	STEPHENSON	RIDOTT	61067	05/14/2004	53,100	12/19/2005	
Countrywide Home Loans Servicing, LP	OGLE	ROCHELLE	61068	05/06/2005	116,910	11/04/2005	
Countrywide Home Loans Servicing, LP	STEPHENSON	ROCK CITY	61070	04/07/2004	54,000	10/20/2005	
Countrywide Home Loans Servicing, LP	WHITESIDE	ROCK FALLS	61071	08/25/2003	68,400	08/08/2005	
Countrywide Home Loans Servicing, LP	WHITESIDE	ROCK FALLS	61071	10/22/2003	70,300	12/28/2004	09/02/2005
Countrywide Home Loans Servicing, LP	WHITESIDE	ROCK FALLS	61071	09/06/2002	60,350	07/12/2005	
Countrywide Home Loans Servicing, LP	WHITESIDE	ROCK FALLS	61071	10/31/2003	72,200	06/24/2004	12/01/2005
Countrywide Home Loans Servicing, LP	WHITESIDE	ROCK FALLS	61071	07/24/2004	60,350	06/14/2005	
Countrywide Home Loans Servicing, LP	WHITESIDE	ROCK FALLS	61071	05/20/2004	54,000	12/08/2004	
Countrywide Home Loans Servicing, LP	WHITESIDE	ROCK FALLS	61071	05/03/2004	79,800	04/13/2005	
Countrywide Home Loans Servicing, LP	WINNEBAGO	ROCKFORD	61072	03/21/2003	71,910	11/12/2004	08/02/2005
Countrywide Home Loans Servicing, LP	WINNEBAGO	ROCKTON	61072	08/24/2004	192,000	08/23/2005	
Countrywide Home Loans Servicing, LP	WINNEBAGO	ROSCOE	61073	08/16/2002	159,030	08/04/2005	
Countrywide Home Loans Servicing, LP	WINNEBAGO	ROSCOE	61073	02/25/2004	146,000	03/16/2005	12/02/2005
Countrywide Home Loans Servicing, LP	WINNEBAGO	ROSCOE	61073	04/30/2003	76,000	11/17/2004	
Countrywide Home Loans Servicing, LP	WINNEBAGO	ROSCOE	61073	06/06/2003	177,300	09/01/2005	
Countrywide Home Loans Servicing, LP	CARROLL	SAVANNA, IL	61074	04/19/2002	67,600	05/31/2005	
Countrywide Home Loans Servicing, LP	CARROLL	SAVANNA, IL	61074	10/15/2001	92,000	10/20/2004	07/07/2005
Countrywide Home Loans Servicing, LP	WINNEBAGO	SOUTH BELOIT	61080	07/17/1998	28,000	03/04/2004	
Countrywide Home Loans Servicing, LP	WINNEBAGO	SOUTH BELOIT	61080	11/23/2001	41,303	08/24/2004	
Countrywide Home Loans Servicing, LP	WHITESIDE	STERLING	61081	10/24/2001	63,000	11/01/2004	09/02/2005
Countrywide Home Loans Servicing, LP	OGLE	STILLMAN VALLEY	61084	06/10/2004	108,000	06/08/2005	
Countrywide Home Loans Servicing, LP	WINNEBAGO	ROCKFORD	61101	12/15/2003	62,910	11/16/2004	07/08/2005
Countrywide Home Loans Servicing, LP	WINNEBAGO	ROCKFORD	61101	03/28/2005	73,800	10/12/2005	
Countrywide Home Loans Servicing, LP	WINNEBAGO	ROCKFORD	61101	03/28/2005	56,250	09/29/2005	
Countrywide Home Loans Servicing, LP	WINNEBAGO	ROCKFORD	61101	03/24/2005	91,200	12/28/2005	
Countrywide Home Loans Servicing, LP	WINNEBAGO	ROCKFORD	61101	12/30/2003	46,835	10/25/2004	
Countrywide Home Loans Servicing, LP	WINNEBAGO	ROCKFORD	61101	11/07/2003	42,500	09/07/2005	
Countrywide Home Loans Servicing, LP	WINNEBAGO	ROCKFORD	61101	08/28/2003	36,000	02/25/2005	10/28/2005
Countrywide Home Loans Servicing, LP	WINNEBAGO	ROCKFORD	61101		75,900	09/12/2005	
Countrywide Home Loans Servicing, LP	WINNEBAGO	ROCKFORD	61102	03/24/2004	47,500	08/25/2004	
Countrywide Home Loans Servicing, LP	WINNEBAGO	ROCKFORD	61103	01/26/2004	53,100	02/07/2005	09/20/2005
Countrywide Home Loans Servicing, LP	WINNEBAGO	ROCKFORD	61103	07/24/2004	82,300	01/20/2005	11/17/2005
Countrywide Home Loans Servicing, LP	WINNEBAGO	ROCKFORD	61103	03/28/2005	57,800	09/27/2005	
Countrywide Home Loans Servicing, LP	WINNEBAGO	ROCKFORD	61103	03/02/2004	55,250	06/06/2005	
Countrywide Home Loans Servicing, LP	WINNEBAGO	ROCKFORD	61103	03/18/2005	74,700	09/26/2005	
Countrywide Home Loans Servicing, LP	WINNEBAGO	ROCKFORD	61103	08/28/2003	39,600	02/25/2005	11/08/2005
Countrywide Home Loans Servicing, LP	WINNEBAGO	ROCKFORD	61103	08/28/2003	35,100	03/21/2005	12/09/2005
Countrywide Home Loans Servicing, LP	WINNEBAGO	ROCKFORD	61104	06/16/2004	47,250	07/18/2005	
Countrywide Home Loans Servicing, LP	WINNEBAGO	ROCKFORD	61104	02/12/2004	40,000	10/25/2004	

Statewide Foreclosures for the Second Half of 2005

Institution Name	County	City	Zip	Loan Date	Loan Amount	Filing Date	Close Date
Countrywide Home Loans Servicing, LP	WINNEBAGO	ROCKFORD	61104	06/29/2004	66,510	11/22/2005	
Countrywide Home Loans Servicing, LP	WINNEBAGO	ROCKFORD	61104	03/24/2005	83,000	11/08/2005	
Countrywide Home Loans Servicing, LP	Winnebago	ROCKFORD	61107	10/28/2002	80,000	01/25/2005	
Countrywide Home Loans Servicing, LP	WINNEBAGO	ROCKFORD	61107	11/25/2003	98,600	12/17/2004	11/01/2005
Countrywide Home Loans Servicing, LP	WINNEBAGO	ROCKFORD	61107	02/14/2005	96,000	09/28/2005	
Countrywide Home Loans Servicing, LP	WINNEBAGO	ROCKFORD	61107	05/25/2005	64,000	11/04/2005	
Countrywide Home Loans Servicing, LP	WINNEBAGO	ROCKFORD	61107	02/12/2004	86,700	12/02/2005	
Countrywide Home Loans Servicing, LP	WINNEBAGO	ROCKFORD	61107	08/18/2000	53,100	11/09/2004	07/01/2005
Countrywide Home Loans Servicing, LP	WINNEBAGO	ROCKFORD	61107	02/27/2004	124,000	08/17/2004	
Countrywide Home Loans Servicing, LP	WINNEBAGO	ROCKFORD	61107	05/05/2004	87,300	05/20/2005	
Countrywide Home Loans Servicing, LP	WINNEBAGO	ROCKFORD	61107	07/21/1999	63,200	10/26/2005	
Countrywide Home Loans Servicing, LP	WINNEBAGO	ROCKFORD	61107	08/05/2002	64,000	12/23/2005	
Countrywide Home Loans Servicing, LP	WINNEBAGO	ROCKFORD	61107	08/27/2002	91,600	12/07/2005	
Countrywide Home Loans Servicing, LP	WINNEBAGO	ROCKFORD	61107	10/09/2002	158,498	10/27/2005	
Countrywide Home Loans Servicing, LP	WINNEBAGO	ROCKFORD	61108	05/28/2004	102,500	01/05/2005	09/30/2005
Countrywide Home Loans Servicing, LP	WINNEBAGO	ROCKFORD	61108	09/22/1999	76,400	09/07/2004	12/15/2005
Countrywide Home Loans Servicing, LP	WINNEBAGO	ROCKFORD	61108	07/23/2004	83,250	07/01/2005	
Countrywide Home Loans Servicing, LP	WINNEBAGO	ROCKFORD	61108	02/14/2001	70,400	11/22/2004	12/09/2005
Countrywide Home Loans Servicing, LP	WINNEBAGO	ROCKFORD	61108	05/28/2003	114,738	06/27/2005	
Countrywide Home Loans Servicing, LP	WINNEBAGO	ROCKFORD	61108	07/30/2002	97,750	11/16/2005	
Countrywide Home Loans Servicing, LP	WINNEBAGO	ROCKFORD	61109	10/22/2001	91,200	11/18/2004	
Countrywide Home Loans Servicing, LP	WINNEBAGO	ROCKFORD	61109	10/27/2003	131,000	11/30/2005	
Countrywide Home Loans Servicing, LP	WINNEBAGO	LOVES PARK	61111	03/10/2005	57,520	07/25/2005	
Countrywide Home Loans Servicing, LP	WINNEBAGO	LOVES PARK	61111	07/26/2004	104,400	03/29/2005	
Countrywide Home Loans Servicing, LP	WINNEBAGO	LOVES PARK	61111	07/31/2002	84,247	01/27/2003	07/15/2005
Countrywide Home Loans Servicing, LP	WINNEBAGO	LOVES PARK	61111	06/24/2004	85,500	08/31/2005	
Countrywide Home Loans Servicing, LP	WINNEBAGO	ROCKFORD	61114	11/23/2004	163,200	06/16/2005	
Countrywide Home Loans Servicing, LP	WINNEBAGO	ROCKFORD	61114	05/28/2004	118,000	01/14/2005	
Countrywide Home Loans Servicing, LP	WINNEBAGO	ROCKFORD	61114	02/23/2004	82,400	01/26/2005	
Countrywide Home Loans Servicing, LP	WINNEBAGO	ROCKFORD	61114	09/24/2001	96,000	10/25/2005	
Countrywide Home Loans Servicing, LP	WINNEBAGO	MACHESNEY PARK	61115	01/15/2003	78,800	01/26/2005	09/06/2005
Countrywide Home Loans Servicing, LP	WINNEBAGO	MACHESNEY PARK	61115	05/15/2001	113,900	10/06/2003	
Countrywide Home Loans Servicing, LP	WINNEBAGO	MACHESNEY PARK	61115	03/02/1999	27,000	11/17/2004	
Countrywide Home Loans Servicing, LP	WINNEBAGO	MACHESNEY PARK	61115	04/28/2004	118,000	04/20/2005	12/02/2005
Countrywide Home Loans Servicing, LP	WINNEBAGO	MACHESNEY PARK	61115	11/09/2001	99,850	08/01/2005	
Countrywide Home Loans Servicing, LP	ROCK ISLAND	ROCK ISLAND	61201	06/30/2004	52,250	12/02/2005	
Countrywide Home Loans Servicing, LP	ROCK ISLAND	ROCK ISLAND	61201	10/08/2004	77,600	09/02/2005	
Countrywide Home Loans Servicing, LP	ROCK ISLAND	ROCK ISLAND	61201	05/03/2001	40,250	04/02/2002	
Countrywide Home Loans Servicing, LP	ROCK ISLAND	ROCK ISLAND	61201	07/08/2003	32,300	08/10/2005	
Countrywide Home Loans Servicing, LP	ROCK ISLAND	ROCK ISLAND	61201	12/22/2004	56,000	06/29/2005	

Statewide Foreclosures for the Second Half of 2005

Institution Name	County	City	Zip	Loan Date	Loan Amount	Filing Date	Close Date
Countrywide Home Loans Servicing, LP	ROCK ISLAND	ROCK ISLAND	61201	07/09/2002	62,400	11/30/2005	
Countrywide Home Loans Servicing, LP	MERCER	ALEDO, IL	61231	05/21/2004	128,000	01/19/2005	
Countrywide Home Loans Servicing, LP	HENRY	COAL VALLEY	61240	07/15/2003	220,400	12/19/2005	
Countrywide Home Loans Servicing, LP	HENRY	COAL VALLEY	61240	11/24/2000	156,400	12/09/2004	
Countrywide Home Loans Servicing, LP	ROCK ISLAND	EAST MOLINE	61244	03/17/2004	67,500	05/12/2005	
Countrywide Home Loans Servicing, LP	ROCK ISLAND	EAST MOLINE	61244	07/07/2004	59,400	09/13/2005	
Countrywide Home Loans Servicing, LP	ROCK ISLAND	EAST MOLINE	61244	05/06/2005	92,650	12/07/2005	
Countrywide Home Loans Servicing, LP	ROCK ISLAND	HAMPTON	61256	12/28/2000	92,450	04/18/2005	11/18/2005
Countrywide Home Loans Servicing, LP	ROCK ISLAND	HILLSDALE	61257	01/31/2000	68,400	10/01/2002	11/18/2005
Countrywide Home Loans Servicing, LP	MERCER	MATHERVILLE	61263	11/05/2002	46,750	06/04/2004	08/04/2005
Countrywide Home Loans Servicing, LP	ROCK ISLAND	MILAN	61264	01/25/2005	60,000	08/17/2005	
Countrywide Home Loans Servicing, LP	ROCK ISLAND	MOLINE, IL	61265	10/10/2002	76,500	11/16/2004	
Countrywide Home Loans Servicing, LP	ROCK ISLAND	MOLINE, IL	61265	03/28/2001	51,000	01/27/2003	07/08/2005
Countrywide Home Loans Servicing, LP	ROCK ISLAND	MOLINE, IL	61265	09/30/2004	100,800	07/05/2005	
Countrywide Home Loans Servicing, LP	HENRY	ORION	61273	10/30/2003	59,000	10/10/2005	
Countrywide Home Loans Servicing, LP	ROCK ISLAND	SILVIS, IL	61282	07/25/2002	81,500	07/22/2004	10/07/2005
Countrywide Home Loans Servicing, LP	CARROLL	THOMSON	61285	04/20/2004	100,800	01/20/2005	12/01/2005
Countrywide Home Loans Servicing, LP	LA SALLE	MARSEILLES	61341	12/20/2004	115,200	09/01/2005	
Countrywide Home Loans Servicing, LP	LA SALLE	MARSEILLES	61341	09/15/2003	65,000	10/31/2005	
Countrywide Home Loans Servicing, LP	LA SALLE	MARSEILLES	61341	05/03/2005	101,500	12/06/2005	
Countrywide Home Loans Servicing, LP	BUREAU	MINERAL	61344	07/14/2004	62,000	02/25/2005	
Countrywide Home Loans Servicing, LP	BUREAU	OHIO, IL	61349	05/30/2001	32,000	12/20/2005	
Countrywide Home Loans Servicing, LP	LA SALLE	OTTAWA	61350	05/23/2003	192,000	11/23/2004	08/17/2005
Countrywide Home Loans Servicing, LP	LA SALLE	OTTAWA	61350	07/23/2004	123,500	05/19/2005	
Countrywide Home Loans Servicing, LP	LA SALLE	PERU	61354	10/25/1999	75,050	10/31/2005	
Countrywide Home Loans Servicing, LP	KNOX	GALESBURG	61401	01/13/2004	49,700	12/22/2005	
Countrywide Home Loans Servicing, LP	HENRY	ALPHA	61413	08/27/2002	63,750	10/18/2004	12/06/2005
Countrywide Home Loans Servicing, LP	FULTON	CUBA	61427	12/13/2002	67,600	05/26/2005	
Countrywide Home Loans Servicing, LP	FULTON	CUBA	61427	01/17/2003	54,800	09/13/2005	
Countrywide Home Loans Servicing, LP	FULTON	CUBA	61427	07/23/2004	73,949	04/13/2005	
Countrywide Home Loans Servicing, LP	FULTON	CUBA	61427	01/14/2003	22,800	02/07/2005	10/17/2005
Countrywide Home Loans Servicing, LP	HENRY	GALVA	61434	02/23/2005	84,000	10/06/2005	
Countrywide Home Loans Servicing, LP	KNOX	GILSON	61436	02/20/2003	71,960	08/18/2005	
Countrywide Home Loans Servicing, LP	MCDONOUGH	GOOD HOPE	61438	04/10/2003	59,600	11/19/2003	08/02/2005
Countrywide Home Loans Servicing, LP	HENRY	KEWANEE	61443	07/22/2003	32,200	08/24/2005	
Countrywide Home Loans Servicing, LP	KNOX	KNOXVILLE	61448	10/29/1999	40,050	08/26/2005	
Countrywide Home Loans Servicing, LP	MCDONOUGH	MACOMB	61455	09/22/2004	85,000	10/13/2005	
Countrywide Home Loans Servicing, LP	MCDONOUGH	MACOMB	61455	09/24/2004	68,000	11/18/2005	
Countrywide Home Loans Servicing, LP	MERCER	NEW WINDSOR	61465	10/27/2004	50,880	12/06/2005	
Countrywide Home Loans Servicing, LP	KNOX	ONEIDA	61467	06/27/2002	20,000	03/22/2005	

Statewide Foreclosures for the Second Half of 2005

Institution Name	County	City	Zip	Loan Date	Loan Amount	Filing Date	Close Date
Countrywide Home Loans Servicing, LP	STARK	TOULON	61483	03/29/2004	67,500	09/19/2005	
Countrywide Home Loans Servicing, LP	PEORIA	BRIMFIELD	61517	07/22/2004	58,500	07/19/2005	
Countrywide Home Loans Servicing, LP	PEORIA	BRIMFIELD	61517	09/27/2002	92,897	04/27/2005	
Countrywide Home Loans Servicing, LP	PEORIA	BRIMFIELD	61517	09/25/2002	256,000	12/07/2005	
Countrywide Home Loans Servicing, LP	FULTON	CANTON	61520	09/15/2003	87,646	11/15/2005	
Countrywide Home Loans Servicing, LP	FULTON	CANTON	61520	05/06/2004	83,600	12/17/2004	08/29/2005
Countrywide Home Loans Servicing, LP	FULTON	CANTON	61520	08/19/2004	57,800	12/31/2004	11/21/2005
Countrywide Home Loans Servicing, LP	FULTON	CANTON	61520	03/26/2004	51,200	11/30/2005	
Countrywide Home Loans Servicing, LP	PEORIA	CHILLICOTHE	61523	01/30/2004	45,000	06/14/2005	
Countrywide Home Loans Servicing, LP	MASON	TOPEKA, IL	61527	02/10/2003	21,450	02/04/2005	
Countrywide Home Loans Servicing, LP	TAZEWELL	GREEN VALLEY	61534	03/29/2004	110,700	06/29/2005	
Countrywide Home Loans Servicing, LP	MARSHALL	LACON	61540	08/12/2004	77,000	10/31/2005	
Countrywide Home Loans Servicing, LP	MASON	MANITO	61546	03/23/2005	144,011	12/08/2005	
Countrywide Home Loans Servicing, LP	PEORIA	MAPLETON	61547	05/22/2003	231,705	06/21/2005	
Countrywide Home Loans Servicing, LP	PEORIA	MAPLETON	61547	06/15/2004	134,420	12/29/2005	
Countrywide Home Loans Servicing, LP	PEORIA	MAPLETON	61547	05/29/2001	97,850	11/23/2004	09/29/2005
Countrywide Home Loans Servicing, LP	PEORIA	MAPLETON	61547	04/12/2004	120,650	04/07/2005	
Countrywide Home Loans Servicing, LP	TAZEWELL	MARQUETTE HEIGHTS	61554	12/27/2004	52,000	10/20/2005	
Countrywide Home Loans Servicing, LP	TAZEWELL	NORTH PEKIN	61554	07/19/2004	59,400	04/13/2005	
Countrywide Home Loans Servicing, LP	TAZEWELL	PEKIN	61554	08/31/2000	32,249	03/12/2004	12/21/2005
Countrywide Home Loans Servicing, LP	TAZEWELL	PEKIN	61554	01/30/2004	48,500	11/10/2005	
Countrywide Home Loans Servicing, LP	TAZEWELL	PEKIN	61554	11/22/2002	57,900	01/27/2005	08/23/2005
Countrywide Home Loans Servicing, LP	TAZEWELL	PEKIN	61554	01/16/2004	50,000	05/09/2005	
Countrywide Home Loans Servicing, LP	WOODFORD	ROANOKE	61561	12/12/2003	70,000	09/07/2005	
Countrywide Home Loans Servicing, LP	TAZEWELL	TREMONT	61568	11/19/2001	162,000	08/17/2005	
Countrywide Home Loans Servicing, LP	TAZEWELL	WASHINGTON	61571	11/20/2003	49,579	10/17/2005	
Countrywide Home Loans Servicing, LP	TAZEWELL	WASHINGTON	61571	04/05/2002	102,222	04/21/2005	
Countrywide Home Loans Servicing, LP	PEORIA	PEORIA	61603	10/30/2001	58,500	05/03/2005	
Countrywide Home Loans Servicing, LP	PEORIA	PEORIA	61603	06/29/2000	39,525	10/17/2002	
Countrywide Home Loans Servicing, LP	PEORIA	PEORIA	61603	04/15/2004	39,400	11/01/2005	
Countrywide Home Loans Servicing, LP	PEORIA	PEORIA	61603	01/09/2004	55,000	11/23/2004	07/13/2005
Countrywide Home Loans Servicing, LP	PEORIA	PEORIA	61603	02/11/2003	42,680	10/18/2004	07/27/2005
Countrywide Home Loans Servicing, LP	PEORIA	PEORIA	61603	08/27/1999	49,885	05/16/2005	11/02/2005
Countrywide Home Loans Servicing, LP	PEORIA	PEORIA	61603	07/18/2001	59,850	10/07/2005	
Countrywide Home Loans Servicing, LP	PEORIA	PEORIA	61604	07/20/1999	46,500	11/11/2005	
Countrywide Home Loans Servicing, LP	PEORIA	PEORIA	61604	10/25/2004	88,800	09/12/2005	
Countrywide Home Loans Servicing, LP	PEORIA	PEORIA	61604	10/27/2003	67,000	11/03/2005	
Countrywide Home Loans Servicing, LP	PEORIA	PEORIA	61604	03/15/2004	30,150	04/11/2005	
Countrywide Home Loans Servicing, LP	PEORIA	PEORIA	61604	06/09/2003	68,000	05/23/2005	
Countrywide Home Loans Servicing, LP	PEORIA	PEORIA	61604	05/07/2003	90,213	06/01/2005	

Statewide Foreclosures for the Second Half of 2005

Institution Name	County	City	Zip	Loan Date	Loan Amount	Filing Date	Close Date
Countrywide Home Loans Servicing, LP	PEORIA	PEORIA	61604	12/16/2003	72,000	10/19/2005	
Countrywide Home Loans Servicing, LP	PEORIA	WEST PEORIA	61604	06/18/2004	77,900	11/02/2005	
Countrywide Home Loans Servicing, LP	PEORIA	WEST PEORIA	61604	11/04/2003	72,000	02/04/2005	
Countrywide Home Loans Servicing, LP	PEORIA	PEORIA	61605	08/17/2001	35,700	10/05/2004	12/13/2005
Countrywide Home Loans Servicing, LP	PEORIA	PEORIA	61605	09/13/2000	17,500	06/11/2002	
Countrywide Home Loans Servicing, LP	PEORIA	PEORIA	61605	09/07/2000	17,500	06/13/2002	
Countrywide Home Loans Servicing, LP	PEORIA	PEORIA	61606	12/30/1999	63,935	03/03/2005	
Countrywide Home Loans Servicing, LP	PEORIA	BARTONVILLE	61607	04/01/2002	96,000	04/07/2005	12/13/2005
Countrywide Home Loans Servicing, LP	PEORIA	BARTONVILLE	61607	09/12/2003	100,734	04/19/2005	12/12/2005
Countrywide Home Loans Servicing, LP	PEORIA	PEORIA	61607	06/13/2003	80,750	03/04/2005	08/22/2005
Countrywide Home Loans Servicing, LP	PEORIA	PEORIA	61607	05/31/2005	66,000	12/07/2005	
Countrywide Home Loans Servicing, LP	TAZEWELL	EAST PEORIA	61611	09/30/2004	56,925	11/03/2005	
Countrywide Home Loans Servicing, LP	PEORIA	PEORIA HEIGHTS	61614	06/04/2001	45,800	04/29/2005	
Countrywide Home Loans Servicing, LP	PEORIA	PEORIA	61614	08/09/2001	195,200	01/27/2005	09/07/2005
Countrywide Home Loans Servicing, LP	PEORIA	PEORIA	61614	11/03/2003	38,700	01/18/2005	10/12/2005
Countrywide Home Loans Servicing, LP	PEORIA	PEORIA	61614	01/31/2000	73,400	05/25/2005	
Countrywide Home Loans Servicing, LP	PEORIA	PEORIA	61614	02/03/2003	113,200	10/07/2005	
Countrywide Home Loans Servicing, LP	PEORIA	PEORIA	61614	05/14/2001	57,000	10/14/2004	09/29/2005
Countrywide Home Loans Servicing, LP	PEORIA	PEORIA	61614	02/24/2003	114,200	11/16/2004	11/03/2005
Countrywide Home Loans Servicing, LP	PEORIA	PEORIA	61614	09/14/2001	124,700	10/10/2005	
Countrywide Home Loans Servicing, LP	PEORIA	PEORIA	61615	01/02/2004	126,400	03/15/2005	
Countrywide Home Loans Servicing, LP	PEORIA	PEORIA	61615	05/14/1986	28,000	05/31/2005	
Countrywide Home Loans Servicing, LP	MCLEAN	BLOOMINGTON	61701	04/07/2004	102,500	02/17/2005	
Countrywide Home Loans Servicing, LP	MCLEAN	BLOOMINGTON	61701	09/08/2004	80,000	12/27/2005	
Countrywide Home Loans Servicing, LP	MCLEAN	BLOOMINGTON	61701	09/29/2004	82,000	06/14/2005	10/11/2005
Countrywide Home Loans Servicing, LP	MCLEAN	BLOOMINGTON	61701	09/29/2004	75,500	05/03/2005	12/07/2005
Countrywide Home Loans Servicing, LP	MCLEAN	BLOOMINGTON	61701	09/29/2004	89,250	06/15/2005	
Countrywide Home Loans Servicing, LP	MCLEAN	BLOOMINGTON	61701	04/26/2004	73,300	08/01/2005	
Countrywide Home Loans Servicing, LP	MCLEAN	BLOOMINGTON	61704	06/21/2002	190,000	08/09/2005	
Countrywide Home Loans Servicing, LP	MCLEAN	BLOOMINGTON	61704	05/26/1999	83,511	10/03/2005	
Countrywide Home Loans Servicing, LP	MCLEAN	ANCHOR	61720	02/27/2004	66,920	11/15/2005	
Countrywide Home Loans Servicing, LP	LOGAN	ATLANTA	61723	06/12/1998	65,610	10/12/2004	
Countrywide Home Loans Servicing, LP	MCLEAN	BELLFLOWER	61724	09/30/1999	58,125	10/07/2005	
Countrywide Home Loans Servicing, LP	MCLEAN	DOWNS	61736	07/24/2002	150,300	11/13/2004	
Countrywide Home Loans Servicing, LP	LIVINGSTON	FORREST	61741	07/22/2004	79,900	10/11/2005	
Countrywide Home Loans Servicing, LP	MCLEAN	GRIDLEY	61744	12/06/2004	51,000	07/08/2005	
Countrywide Home Loans Servicing, LP	WOODFORD	MINONK	61760	09/09/2004	69,000	07/26/2005	
Countrywide Home Loans Servicing, LP	WOODFORD	MINONK	61760	11/15/2002	94,800	12/23/2005	
Countrywide Home Loans Servicing, LP	LIVINGSTON	PONTIAC	61764	03/03/1998	93,000	04/01/2005	
Countrywide Home Loans Servicing, LP	MCLEAN	SAYBROOK	61770	05/07/1998	71,100	09/01/2005	

Statewide Foreclosures for the Second Half of 2005

Institution Name	County	City	Zip	Loan Date	Loan Amount	Filing Date	Close Date
Countrywide Home Loans Servicing, LP	MCLEAN	STANFORD	61774	02/25/2002	97,200	08/25/2005	
Countrywide Home Loans Servicing, LP	CHAMPAIGN	URBANA	61802	03/16/2005	66,000	12/22/2005	
Countrywide Home Loans Servicing, LP	PIATT	BEMENT	61813	11/17/2004	73,100	05/25/2005	
Countrywide Home Loans Servicing, LP	CHAMPAIGN	BROADLANDS	61816	05/25/2005	66,600	12/02/2005	
Countrywide Home Loans Servicing, LP	VERMILION	CATLIN	61817	09/01/1986	54,500	06/16/2005	
Countrywide Home Loans Servicing, LP	CHAMPAIGN	CHAMPAIGN	61821	07/07/2004	62,100	06/21/2005	
Countrywide Home Loans Servicing, LP	CHAMPAIGN	CHAMPAIGN	61821	03/23/2005	83,500	11/11/2005	
Countrywide Home Loans Servicing, LP	CHAMPAIGN	CHAMPAIGN	61821	08/31/2004	73,400	08/08/2005	
Countrywide Home Loans Servicing, LP	CHAMPAIGN	CHAMPAIGN	61821	06/08/2004	134,400	08/09/2005	
Countrywide Home Loans Servicing, LP	CHAMPAIGN	CHAMPAIGN	61822	10/30/2003	161,640	05/04/2005	
Countrywide Home Loans Servicing, LP	VERMILION	DANVILLE	61832	09/17/2004	81,600	08/09/2005	
Countrywide Home Loans Servicing, LP	VERMILION	DANVILLE	61832	10/03/2003	86,700	02/02/2005	
Countrywide Home Loans Servicing, LP	VERMILION	DANVILLE	61832	10/28/2004	49,900	04/07/2005	12/08/2005
Countrywide Home Loans Servicing, LP	VERMILION	DANVILLE	61832	08/26/2004	39,650	10/17/2005	
Countrywide Home Loans Servicing, LP	VERMILION	DANVILLE	61832	08/06/2001	34,678	08/26/2005	
Countrywide Home Loans Servicing, LP	VERMILION	DANVILLE	61832	07/18/2003	166,500	09/19/2005	
Countrywide Home Loans Servicing, LP	CHAMPAIGN	FISHER	61843	07/16/2004	60,000	11/29/2005	
Countrywide Home Loans Servicing, LP	VERMILION	GEORGETOWN	61846	11/21/2000	22,500	08/30/2005	
Countrywide Home Loans Servicing, LP	CHAMPAIGN	HOMER	61849	07/30/2002	57,120	11/01/2005	
Countrywide Home Loans Servicing, LP	VERMILION	OAKWOOD	61858	09/09/2004	126,000	01/31/2005	11/10/2005
Countrywide Home Loans Servicing, LP	CHAMPAIGN	RANTOUL	61861	07/23/2004	94,320	01/24/2005	
Countrywide Home Loans Servicing, LP	CHAMPAIGN	RANTOUL	61866	06/18/2004	62,328	04/18/2005	
Countrywide Home Loans Servicing, LP	CHAMPAIGN	RANTOUL	61866	07/02/1999	42,195	10/29/2003	12/22/2005
Countrywide Home Loans Servicing, LP	VERMILION	WESTVILLE	61883	04/30/2001	37,000	11/16/2005	
Countrywide Home Loans Servicing, LP	COLES	ASHMORE	61912	04/26/2004	54,750	02/25/2005	10/17/2005
Countrywide Home Loans Servicing, LP	COLES	MATTOON	61938	02/17/2000	104,400	01/16/2004	07/28/2005
Countrywide Home Loans Servicing, LP	COLES	MATTOON	61938	10/29/1999	238,142	03/31/2003	
Countrywide Home Loans Servicing, LP	COLES	MATTOON	61938	10/24/2002	44,000	09/07/2005	
Countrywide Home Loans Servicing, LP	COLES	MATTOON	61938	05/24/2001	56,000	10/07/2004	
Countrywide Home Loans Servicing, LP	COLES	MATTOON	61938	02/16/2004	37,300	10/12/2005	
Countrywide Home Loans Servicing, LP	COLES	MATTOON	61938	02/16/2004	40,000	07/05/2005	
Countrywide Home Loans Servicing, LP	EDGAR	PARIS	61944	10/08/2003	44,838	03/28/2005	11/04/2005
Countrywide Home Loans Servicing, LP	MOULTRIE	SULLIVAN	61951	01/22/2004	70,000	12/07/2005	
Countrywide Home Loans Servicing, LP	MADISON	ALTON	62002	01/03/2001	35,600	11/22/2005	
Countrywide Home Loans Servicing, LP	MADISON	ALTON	62002	11/12/2003	56,000	09/16/2004	08/18/2005
Countrywide Home Loans Servicing, LP	MADISON	ALTON	62002	07/11/2003	77,700	11/21/2005	
Countrywide Home Loans Servicing, LP	MADISON	ALTON	62002	01/31/1986	27,550	02/09/2004	12/20/2005
Countrywide Home Loans Servicing, LP	MADISON	ALTON	62002	06/09/2004	76,500	03/28/2005	
Countrywide Home Loans Servicing, LP	MADISON	ALTON	62002	03/10/2005	89,000	08/08/2005	
Countrywide Home Loans Servicing, LP	MADISON	ALTON	62002	12/08/2000	55,361	05/25/2004	

Statewide Foreclosures for the Second Half of 2005

Institution Name	County	City	Zip	Loan Date	Loan Amount	Filing Date	Close Date
Countrywide Home Loans Servicing, LP	MADISON	ALTON	62002	03/31/2004	51,000	08/09/2005	
Countrywide Home Loans Servicing, LP	MADISON	ALTON	62002	05/31/2000	24,000	04/25/2003	
Countrywide Home Loans Servicing, LP	MADISON	ALTON	62002	07/31/1981	22,410	12/29/2004	
Countrywide Home Loans Servicing, LP	MADISON	BETHALTO	62010	03/19/2001	125,600	02/23/2005	
Countrywide Home Loans Servicing, LP	MADISON	BETHALTO	62010	03/09/2004	141,000	12/12/2005	
Countrywide Home Loans Servicing, LP	MADISON	BETHALTO	62010	07/31/2000	44,000	09/20/2005	
Countrywide Home Loans Servicing, LP	MACOUPIN	BRIGHTON	62012	02/18/2005	117,000	10/04/2005	
Countrywide Home Loans Servicing, LP	MADISON	EAST ALTON	62024	06/25/2004	81,900	09/08/2005	
Countrywide Home Loans Servicing, LP	MADISON	EDWARDSVILLE	62025	10/31/2003	162,000	01/12/2005	08/30/2005
Countrywide Home Loans Servicing, LP	MADISON	EDWARDSVILLE	62025	10/10/2003	319,600	03/07/2005	
Countrywide Home Loans Servicing, LP	MADISON	EDWARDSVILLE	62025	09/30/2004	86,800	07/05/2005	
Countrywide Home Loans Servicing, LP	MADISON	EDWARDSVILLE	62025	09/21/2001	75,062	10/31/2005	
Countrywide Home Loans Servicing, LP	GREENE	ELDRED	62027	07/03/2001	64,800	10/22/2004	11/28/2005
Countrywide Home Loans Servicing, LP	MADISON	GLEN CARBON	62034	06/09/2004	82,125	05/23/2005	
Countrywide Home Loans Servicing, LP	MADISON	GLEN CARBON	62034		151,200	05/10/2005	
Countrywide Home Loans Servicing, LP	MADISON	GODFREY	62035	08/20/2004	147,050	12/24/2004	
Countrywide Home Loans Servicing, LP	MADISON	GODFREY	62035	02/04/2004	75,000	11/16/2004	
Countrywide Home Loans Servicing, LP	MADISON	GODFREY	62035	12/17/2004	87,900	08/16/2005	
Countrywide Home Loans Servicing, LP	JERSEY	GRAFTON	62037	10/09/2003	204,000	03/02/2005	
Countrywide Home Loans Servicing, LP	JERSEY	GRAFTON	62037	02/26/2004	285,900	06/28/2004	08/10/2005
Countrywide Home Loans Servicing, LP	MADISON	GRANITE CITY	62040	06/14/2004	67,200	02/10/2005	
Countrywide Home Loans Servicing, LP	MADISON	GRANITE CITY	62040	02/14/2003	71,000	08/03/2004	
Countrywide Home Loans Servicing, LP	MADISON	GRANITE CITY	62040	06/09/2004	98,600	05/23/2005	
Countrywide Home Loans Servicing, LP	MADISON	GRANITE CITY	62040	06/23/2004	52,500	01/04/2005	
Countrywide Home Loans Servicing, LP	MADISON	GRANITE CITY	62040	12/18/2003	52,500	07/21/2005	
Countrywide Home Loans Servicing, LP	MADISON	GRANITE CITY	62040	05/22/2001	37,600	04/29/2005	
Countrywide Home Loans Servicing, LP	MADISON	GRANITE CITY	62040	03/10/2003	54,540	12/06/2005	
Countrywide Home Loans Servicing, LP	MADISON	GRANITE CITY	62040	07/13/2004	50,160	12/19/2005	
Countrywide Home Loans Servicing, LP	MADISON	GRANITE CITY	62040	07/23/2003	71,400	01/04/2005	
Countrywide Home Loans Servicing, LP	MADISON	GRANITE CITY	62040	10/26/2004	63,000	10/27/2005	
Countrywide Home Loans Servicing, LP	MADISON	GRANITE CITY	62040	09/10/2004	56,905	11/15/2005	
Countrywide Home Loans Servicing, LP	MADISON	GRANITE CITY	62040	08/22/2003	48,000	08/25/2005	
Countrywide Home Loans Servicing, LP	MADISON	GRANITE CITY	62040	04/21/1997	32,000	02/25/2005	07/28/2005
Countrywide Home Loans Servicing, LP	MADISON	GRANITE CITY	62040	10/14/1996	46,420	01/04/2005	08/25/2005
Countrywide Home Loans Servicing, LP	MADISON	GRANITE CITY	62040	02/14/2003	39,900	07/01/2005	12/13/2005
Countrywide Home Loans Servicing, LP	MADISON	GRANITE CITY	62040	10/15/2002	65,200	06/07/2005	
Countrywide Home Loans Servicing, LP	MADISON	GRANITE CITY	62040	12/06/2001	40,000	01/05/2005	
Countrywide Home Loans Servicing, LP	MADISON	GRANITE CITY	62040	05/05/2004	70,300	05/23/2005	
Countrywide Home Loans Servicing, LP	MADISON	GRANITE CITY	62040	05/07/2004	40,755	09/30/2005	
Countrywide Home Loans Servicing, LP	MADISON	GRANITE CITY	62040	03/19/2004	78,500	10/17/2005	

Statewide Foreclosures for the Second Half of 2005

Institution Name	County	City	Zip	Loan Date	Loan Amount	Filing Date	Close Date
Countrywide Home Loans Servicing, LP	MADISON	MITCHELL	62040	04/05/2004	100,800	04/22/2005	
Countrywide Home Loans Servicing, LP	JERSEY	JERSEYVILLE	62052	08/20/2004	53,600	11/17/2005	
Countrywide Home Loans Servicing, LP	JERSEY	JERSEYVILLE	62052	04/12/2004	64,600	09/14/2004	08/10/2005
Countrywide Home Loans Servicing, LP	JERSEY	JERSEYVILLE	62052	01/24/2005	53,600	12/22/2005	
Countrywide Home Loans Servicing, LP	GREENE	KANE	62054	11/20/2003	80,750	09/08/2005	
Countrywide Home Loans Servicing, LP	MADISON	MARINE	62061	03/14/2003	109,250	10/11/2005	
Countrywide Home Loans Servicing, LP	MADISON	MARYVILLE	62062	11/12/2003	87,000	11/30/2005	
Countrywide Home Loans Servicing, LP	MACOUPIN	MT OLIVE	62069	08/24/2000	121,262	09/07/2004	
Countrywide Home Loans Servicing, LP	MACOUPIN	MT. OLIVE	62069	05/17/2002	62,000	01/27/2005	12/01/2005
Countrywide Home Loans Servicing, LP	MADISON	SOUTH ROXANNA	62087	02/19/1999	39,750	01/18/2005	10/06/2005
Countrywide Home Loans Servicing, LP	MACOUPIN	STAUNTON	62088	01/16/2000	44,800	09/28/2000	
Countrywide Home Loans Servicing, LP	MACOUPIN	STAUNTON	62088	07/16/2001	48,300	12/28/2004	
Countrywide Home Loans Servicing, LP	MADISON	WORDEN	62097	07/17/2000	30,000	06/24/2003	09/27/2005
Countrywide Home Loans Servicing, LP	ST. CLAIR	EAST SAINT LOUIS	62201	03/24/2004	74,400	09/16/2005	
Countrywide Home Loans Servicing, LP	ST. CLAIR	CENTERVILLE, IL	62203	03/20/2000	54,000	11/15/2005	
Countrywide Home Loans Servicing, LP	ST. CLAIR	CENTERVILLE, IL	62203	09/16/1999	35,000	12/30/2003	
Countrywide Home Loans Servicing, LP	ST. CLAIR	EAST SAINT LOUIS	62203	09/16/2003	40,800	10/28/2005	
Countrywide Home Loans Servicing, LP	ST. CLAIR	EAST SAINT LOUIS	62203	02/10/2004	31,500	12/22/2005	
Countrywide Home Loans Servicing, LP	ST. CLAIR	EAST SAINT LOUIS	62203	08/01/2000	45,000	08/06/2002	
Countrywide Home Loans Servicing, LP	ST. CLAIR	EAST SAINT LOUIS	62203	12/30/1999	35,100	02/16/2005	
Countrywide Home Loans Servicing, LP	ST. CLAIR	EAST SAINT LOUIS	62204	03/31/2004	48,800	06/30/2005	
Countrywide Home Loans Servicing, LP	ST. CLAIR	EAST SAINT LOUIS	62204	12/22/1999	30,000	06/23/2005	
Countrywide Home Loans Servicing, LP	ST. CLAIR	WASHINGTON PARK	62204	12/06/2000	41,250	07/26/2004	
Countrywide Home Loans Servicing, LP	ST. CLAIR	WASHINGTON PARK	62204	01/08/2001	35,000	04/13/2005	
Countrywide Home Loans Servicing, LP	ST. CLAIR	WASHINGTON PARK	62204	04/13/2005	50,050	12/01/2005	
Countrywide Home Loans Servicing, LP	ST. CLAIR	EAST SAINT LOUIS	62205	11/08/2002	45,900	01/05/2005	10/05/2005
Countrywide Home Loans Servicing, LP	ST. CLAIR	EAST SAINT LOUIS	62205	01/26/2001	54,042	07/20/2005	
Countrywide Home Loans Servicing, LP	ST. CLAIR	CAHOKIA	62206	06/23/2004	62,100	01/20/2005	09/08/2005
Countrywide Home Loans Servicing, LP	ST. CLAIR	CAHOKIA	62206	04/14/2000	31,500	11/22/2004	11/02/2005
Countrywide Home Loans Servicing, LP	ST. CLAIR	CAHOKIA	62206	11/11/2003	66,750	12/15/2004	
Countrywide Home Loans Servicing, LP	ST. CLAIR	CAHOKIA	62206	01/07/2005	100,800	06/21/2005	
Countrywide Home Loans Servicing, LP	ST. CLAIR	CAHOKIA	62206	06/24/2004	63,000	12/29/2004	
Countrywide Home Loans Servicing, LP	ST. CLAIR	CAHOKIA	62206	04/02/1999	30,400	11/01/2005	
Countrywide Home Loans Servicing, LP	ST. CLAIR	CAHOKIA	62206	06/03/2004	50,000	10/12/2005	
Countrywide Home Loans Servicing, LP	ST. CLAIR	EAST SAINT LOUIS, IL	62206	06/25/2004	54,900	11/03/2005	
Countrywide Home Loans Servicing, LP	ST. CLAIR	EAST SAINT LOUIS, IL	62206	11/11/2002	40,000	06/08/2005	
Countrywide Home Loans Servicing, LP	ST. CLAIR	ALORTON	62207	04/07/2000	33,000	01/06/2005	
Countrywide Home Loans Servicing, LP	ST. CLAIR	CENTREVILLE	62207	12/14/2000	26,250	10/12/2005	
Countrywide Home Loans Servicing, LP	ST. CLAIR	EAST ST LOUIS	62207	07/20/2000	64,588	11/29/2002	
Countrywide Home Loans Servicing, LP	ST. CLAIR	FAIRVIEW HEIGHTS	62208	03/24/2004	46,300	11/23/2004	07/20/2005

Statewide Foreclosures for the Second Half of 2005

Institution Name	County	City	Zip	Loan Date	Loan Amount	Filing Date	Close Date
Countrywide Home Loans Servicing, LP	ST. CLAIR	FAIRVIEW HEIGHTS	62208	12/04/2003	37,800	01/31/2005	09/27/2005
Countrywide Home Loans Servicing, LP	ST. CLAIR	FAIRVIEW HEIGHTS	62208	09/21/2004	72,800	07/19/2005	
Countrywide Home Loans Servicing, LP	CLINTON	ALBERS	62215	04/30/2004	102,000	11/23/2004	
Countrywide Home Loans Servicing, LP	CLINTON	DAMIANSVILLE	62215	01/31/2003	145,600	04/07/2005	12/07/2005
Countrywide Home Loans Servicing, LP	ST. CLAIR	BELLEVILLE	62220	08/13/2004	61,750	06/14/2005	
Countrywide Home Loans Servicing, LP	ST. CLAIR	BELLEVILLE	62220	05/25/2000	54,420	07/19/2005	
Countrywide Home Loans Servicing, LP	ST. CLAIR	BELLEVILLE	62220	09/30/2002	90,087	06/29/2005	
Countrywide Home Loans Servicing, LP	ST. CLAIR	BELLEVILLE	62221	10/26/2004	114,300	07/20/2005	
Countrywide Home Loans Servicing, LP	ST. CLAIR	BELLEVILLE	62221	06/03/2004	94,500	05/24/2005	
Countrywide Home Loans Servicing, LP	ST. CLAIR	BELLEVILLE	62223	11/05/1999	92,650	11/05/2001	
Countrywide Home Loans Servicing, LP	ST. CLAIR	BELLEVILLE	62226	12/18/2003	53,600	10/10/2005	
Countrywide Home Loans Servicing, LP	ST. CLAIR	BELLEVILLE	62226	06/09/2000	52,000	09/14/2005	
Countrywide Home Loans Servicing, LP	ST. CLAIR	BELLEVILLE	62226	04/05/2004	119,700	11/15/2005	
Countrywide Home Loans Servicing, LP	ST. CLAIR	BELLEVILLE	62226	12/02/2002	81,500	10/06/2005	
Countrywide Home Loans Servicing, LP	ST. CLAIR	CASEYVILLE	62232	12/13/2002	46,400	02/16/2005	11/23/2005
Countrywide Home Loans Servicing, LP	ST. CLAIR	CASEYVILLE	62232	10/20/2004	64,000	09/01/2005	
Countrywide Home Loans Servicing, LP	MADISON	COLLINSVILLE	62234	07/19/2001	66,700	05/03/2002	
Countrywide Home Loans Servicing, LP	MADISON	COLLINSVILLE	62234	11/20/2002	70,550	02/25/2005	
Countrywide Home Loans Servicing, LP	MADISON	COLLINSVILLE	62234		73,125	09/23/2005	
Countrywide Home Loans Servicing, LP	ST. CLAIR	COLLINSVILLE	62234	07/22/2004	43,400	08/29/2005	
Countrywide Home Loans Servicing, LP	MADISON	COLLINSVILLE	62234	04/22/2003	112,400	04/22/2004	09/16/2005
Countrywide Home Loans Servicing, LP	ST. CLAIR	COLUMBIA	62236	02/18/2004	265,000	12/21/2004	
Countrywide Home Loans Servicing, LP	ST. CLAIR	DUPO	62239	02/11/2002	37,000	06/07/2005	
Countrywide Home Loans Servicing, LP	RANDOLPH	ELLIS GROVE	62241	10/01/2003	58,500	07/21/2005	
Countrywide Home Loans Servicing, LP	MADISON	HIGHLAND	62249	10/29/2004	104,000	12/02/2005	
Countrywide Home Loans Servicing, LP	MADISON	HIGHLAND	62249	06/15/2002	57,304	11/23/2004	08/30/2005
Countrywide Home Loans Servicing, LP	ST. CLAIR	LEBANON	62254	05/24/2004	68,000	02/01/2005	12/14/2005
Countrywide Home Loans Servicing, LP	CLINTON	NEW BADEN	62265	07/15/2003	120,000	03/29/2005	
Countrywide Home Loans Servicing, LP	ST. CLAIR	O FALLON	62269	09/08/2001	67,500	10/20/2005	
Countrywide Home Loans Servicing, LP	ST. CLAIR	O FALLON	62269		133,000	12/08/2005	
Countrywide Home Loans Servicing, LP	MADISON	TROY	62294	05/28/2003	125,000	12/22/2004	11/10/2005
Countrywide Home Loans Servicing, LP	MADISON	TROY	62294		131,162	12/23/2004	
Countrywide Home Loans Servicing, LP	MONROE	VALMEYER	62295	05/31/2005	123,000	12/14/2005	
Countrywide Home Loans Servicing, LP	MONROE	WATERLOO	62298	06/09/2004	108,000	03/16/2005	
Countrywide Home Loans Servicing, LP	MONROE	WATERLOO	62298	07/09/2003	63,625	09/24/2004	11/07/2005
Countrywide Home Loans Servicing, LP	ADAMS	QUINCY	62301	04/16/2004	92,500	02/25/2005	
Countrywide Home Loans Servicing, LP	ADAMS	QUINCY	62301	10/28/2003	39,690	03/11/2005	
Countrywide Home Loans Servicing, LP	ADAMS	CAMP POINT	62320	08/12/1999	40,000	03/16/2004	07/18/2005
Countrywide Home Loans Servicing, LP	ADAMS	COATSBURG	62325	06/16/2004	93,750	10/13/2005	
Countrywide Home Loans Servicing, LP	ADAMS	LORAIN	62349	06/25/2002	55,350	11/21/2005	

Statewide Foreclosures for the Second Half of 2005

Institution Name	County	City	Zip	Loan Date	Loan Amount	Filing Date	Close Date
Countrywide Home Loans Servicing, LP	PIKE	PITTSFIELD	62363	11/25/2003	150,480	04/08/2005	
Countrywide Home Loans Servicing, LP	CLARK	DENNISON	62423	11/14/2002	65,500	04/06/2005	
Countrywide Home Loans Servicing, LP	LAWRENCE	LAWRENCEVILLE	62439	10/23/2003	45,000	10/18/2005	
Countrywide Home Loans Servicing, LP	CRAWFORD	ROBINSON	62454	09/16/2002	45,800	01/04/2005	08/17/2005
Countrywide Home Loans Servicing, LP	CRAWFORD	ROBINSON	62454	09/18/2002	37,890	01/13/2005	11/22/2005
Countrywide Home Loans Servicing, LP	FAYETTE	VANDALIA	62471	07/03/2001	19,600	12/09/2005	
Countrywide Home Loans Servicing, LP	SANGAMON	DAWSON	62520	05/24/2004	81,250	12/24/2004	09/06/2005
Countrywide Home Loans Servicing, LP	MACON	DECATUR	62521	03/15/2002	92,800	03/03/2005	
Countrywide Home Loans Servicing, LP	MACON	DECATUR	62521	07/24/2004	131,250	05/18/2005	
Countrywide Home Loans Servicing, LP	MACON	DECATUR	62521	04/06/2000	28,000	03/01/2005	
Countrywide Home Loans Servicing, LP	MACON	DECATUR	62522	04/08/2004	214,500	05/23/2005	
Countrywide Home Loans Servicing, LP	MACON	DECATUR	62522	08/02/2002	92,800	01/04/2005	
Countrywide Home Loans Servicing, LP	MACON	DECATUR	62525	04/01/2004	43,200	11/26/2004	09/27/2005
Countrywide Home Loans Servicing, LP	MACON	DECATUR	62526	12/16/2002	43,200	07/15/2004	11/01/2005
Countrywide Home Loans Servicing, LP	MACON	DECATUR	62526	09/14/2001	400,000	01/06/2003	
Countrywide Home Loans Servicing, LP	MACON	DECATUR	62526	06/14/1999	91,568	12/29/2005	
Countrywide Home Loans Servicing, LP	MACON	DECATUR	62526	04/01/2004	42,300	06/21/2005	
Countrywide Home Loans Servicing, LP	MACON	DECATUR	62526	05/25/2004	60,000	07/07/2005	
Countrywide Home Loans Servicing, LP	MACON	DECATUR	62526	07/20/2000	17,500	12/21/2005	
Countrywide Home Loans Servicing, LP	MACON	DECATUR	62526	08/27/2004	42,500	08/23/2005	
Countrywide Home Loans Servicing, LP	MACON	FORSYTH	62535	07/16/2004	283,500	01/06/2005	
Countrywide Home Loans Servicing, LP	SANGAMON	GLENARM	62536	08/29/2003	150,350	09/30/2005	
Countrywide Home Loans Servicing, LP	CHRISTIAN	MOWEAQUA	62550	09/17/2004	81,000	08/09/2005	
Countrywide Home Loans Servicing, LP	CHRISTIAN	OWANECO	62555	07/12/2002	51,126	10/25/2005	
Countrywide Home Loans Servicing, LP	CHRISTIAN	PANA	62557	06/11/2004	50,400	11/22/2005	
Countrywide Home Loans Servicing, LP	SANGAMON	PAWNEE	62558	07/07/2004	66,500	08/23/2005	
Countrywide Home Loans Servicing, LP	SHELBY	SHELBYVILLE	62565	02/07/2001	49,839	03/21/2005	12/17/2005
Countrywide Home Loans Servicing, LP	CHRISTIAN	TAYLORVILLE	62568	09/25/2002	57,600	06/13/2005	
Countrywide Home Loans Servicing, LP	CHRISTIAN	TOVEY	62570	01/09/2001	36,000	11/16/2004	08/05/2005
Countrywide Home Loans Servicing, LP	MENARD	ATHENS	62613	05/24/2004	77,400	12/31/2004	08/24/2005
Countrywide Home Loans Servicing, LP	CASS	BEARDSTOWN	62618	04/07/2004	63,650	12/06/2005	
Countrywide Home Loans Servicing, LP	MACOUPIN	CARLINVILLE	62626	03/05/1999	35,550	12/07/2005	
Countrywide Home Loans Servicing, LP	MACOUPIN	GIRARD	62640	08/22/2003	46,945	12/22/2005	
Countrywide Home Loans Servicing, LP	MACOUPIN	GIRARD	62642	06/09/2004	50,000	05/13/2005	
Countrywide Home Loans Servicing, LP	MORGAN	JACKSONVILLE	62650	05/14/2004	57,000	06/23/2005	
Countrywide Home Loans Servicing, LP	MORGAN	JACKSONVILLE	62650	03/19/2004	39,900	11/30/2005	
Countrywide Home Loans Servicing, LP	LOGAN	LINCOLN	62656	12/14/2001	39,250	08/17/2005	
Countrywide Home Loans Servicing, LP	LOGAN	LINCOLN	62656	12/10/2001	81,940	12/07/2005	
Countrywide Home Loans Servicing, LP	LOGAN	MIDDLETOWN	62666	12/03/2002	49,950	02/24/2005	
Countrywide Home Loans Servicing, LP	MENARD	OAKFORD	62673	03/09/2004	40,500	05/09/2005	

Statewide Foreclosures for the Second Half of 2005

Institution Name	County	City	Zip	Loan Date	Loan Amount	Filing Date	Close Date
Countrywide Home Loans Servicing, LP	MENARD	PETERSBURG	62675	06/25/2004	50,700	05/10/2005	
Countrywide Home Loans Servicing, LP	MENARD	PETERSBURG	62675	10/27/2003	61,500	08/11/2005	
Countrywide Home Loans Servicing, LP	MORGAN	WAVERLY	62692	06/10/2004	80,000	03/22/2005	
Countrywide Home Loans Servicing, LP	SANGAMON	SPRINGFIELD	62702	06/07/2002	75,600	09/08/2005	
Countrywide Home Loans Servicing, LP	SANGAMON	SPRINGFIELD	62702	05/18/2004	71,910	12/14/2005	
Countrywide Home Loans Servicing, LP	SANGAMON	SPRINGFIELD	62702	04/15/2004	40,500	05/19/2005	
Countrywide Home Loans Servicing, LP	SANGAMON	SPRINGFIELD	62702	03/05/2004	45,600	05/31/2005	
Countrywide Home Loans Servicing, LP	SANGAMON	SPRINGFIELD	62702	06/29/2004	67,500	10/25/2005	
Countrywide Home Loans Servicing, LP	SANGAMON	SPRINGFIELD	62702	01/26/2001	35,290	12/19/2005	
Countrywide Home Loans Servicing, LP	SANGAMON	SPRINGFIELD	62703	02/02/2005	208,000	12/07/2005	
Countrywide Home Loans Servicing, LP	SANGAMON	SPRINGFIELD	62703	03/23/2000	37,500	10/04/2002	10/11/2005
Countrywide Home Loans Servicing, LP	SANGAMON	SPRINGFIELD	62703	03/31/2000	20,000	10/17/2005	
Countrywide Home Loans Servicing, LP	SANGAMON	SPRINGFIELD	62703	10/29/1999	67,500	02/23/2005	
Countrywide Home Loans Servicing, LP	SANGAMON	SPRINGFIELD	62703	08/10/1999	45,000	08/12/2005	
Countrywide Home Loans Servicing, LP	SANGAMON	SPRINGFIELD	62703	06/25/2004	99,000	06/17/2005	
Countrywide Home Loans Servicing, LP	SANGAMON	SPRINGFIELD	62703	06/30/2004	51,000	06/24/2005	
Countrywide Home Loans Servicing, LP	SANGAMON	SPRINGFIELD	62704	04/22/2004	61,500	10/29/2004	08/02/2005
Countrywide Home Loans Servicing, LP	SANGAMON	SPRINGFIELD	62704	03/02/2005	75,600	09/26/2005	
Countrywide Home Loans Servicing, LP	SANGAMON	SPRINGFIELD	62704	05/07/2003	68,000	10/10/2005	
Countrywide Home Loans Servicing, LP	SANGAMON	SPRINGFIELD	62704	04/12/2004	49,500	03/09/2005	
Countrywide Home Loans Servicing, LP	SANGAMON	SPRINGFIELD	62707	11/17/2004	153,000	11/22/2005	
Countrywide Home Loans Servicing, LP	SANGAMON	SPRINGFIELD	62707	12/10/2004	202,500	03/03/2006	
Countrywide Home Loans Servicing, LP	SANGAMON	SPRINGFIELD	62707	10/20/2003	109,250	04/07/2005	10/04/2005
Countrywide Home Loans Servicing, LP	SANGAMON	SPRINGFIELD	62711	12/28/2004	201,000	10/17/2005	
Countrywide Home Loans Servicing, LP	MARION	CENTRALIA	62801	10/24/2003	69,258	06/28/2005	
Countrywide Home Loans Servicing, LP	FRANKLIN	BENTON	62812	09/09/2002	63,750	08/16/2004	
Countrywide Home Loans Servicing, LP	PERRY	DU QUOIN	62832	12/14/2000	21,500	06/09/2004	08/31/2005
Countrywide Home Loans Servicing, LP	PERRY	DU QUOIN	62832	10/08/2003	40,800	11/29/2005	
Countrywide Home Loans Servicing, LP	LOGAN	LOGAN	62856	07/30/2004	72,200	01/19/2005	
Countrywide Home Loans Servicing, LP	GALLATIN	NEW HAVEN	62867	06/03/1999	93,000	07/18/2005	
Countrywide Home Loans Servicing, LP	MARION	SALEM, IL	62881	07/28/2000	61,200	01/21/2005	
Countrywide Home Loans Servicing, LP	FRANKLIN	SESSER	62884	10/23/2003	57,000	01/21/2005	
Countrywide Home Loans Servicing, LP	FRANKLIN	WEST FRANKFORT	62896	10/07/1999	50,750	06/12/2003	
Countrywide Home Loans Servicing, LP	JACKSON	CARBONDALE	62901	04/03/2001	60,350	01/19/2005	
Countrywide Home Loans Servicing, LP	JACKSON	CARBONDALE	62901	07/20/2000	39,600	10/20/2004	
Countrywide Home Loans Servicing, LP	ALEXANDER	CAIRO	62914	06/06/2002	123,500	05/17/2005	
Countrywide Home Loans Servicing, LP	JACKSON	DESOTO	62924	03/19/1999	29,000	10/25/2005	
Countrywide Home Loans Servicing, LP	UNION	DONGOLA	62926	10/28/2003	54,500	10/03/2005	
Countrywide Home Loans Servicing, LP	WILLIAMSON	HERRIN	62948	01/18/2005	88,000	09/23/2005	
Countrywide Home Loans Servicing, LP	UNION	JONESBORO	62952	12/04/2001	43,920	11/17/2004	08/08/2005

Statewide Foreclosures for the Second Half of 2005

Institution Name	County	City	Zip	Loan Date	Loan Amount	Filing Date	Close Date
Countrywide Home Loans Servicing, LP	JACKSON	MAKANDA	62958	04/09/2003	46,350	09/16/2004	
Countrywide Home Loans Servicing, LP	WILLIAMSON	MARION	62959	05/23/2001	57,551	01/13/2005	08/30/2005
Countrywide Home Loans Servicing, LP	WILLIAMSON	MARION	62959	04/16/2004	106,200	12/29/2005	
Countrywide Home Loans Servicing, LP	MASSAC	METROPOLIS	62960	06/23/2004	175,000	11/10/2005	
Crown Mortgage Company	Cook	CHICAGO	60641	12/15/2003	294,000	10/04/2005	
Delmar Financial Company	Madison	Alton	62002	10/06/1997	37,333	05/06/2005	10/11/2005
Delmar Financial Company	St. Clair	Fairview Heights	62208	04/28/1992	21,575	11/07/2005	
Delmar Financial Company	Logan	Lincoln	62656	03/01/2000	68,361	11/22/2004	07/06/2005
Delmar Financial Company	Sangamon	Springfield	62703	12/01/1989	40,691	08/04/2005	
Dewey State Bank	MCLEAN	SAYBROOK	61770	04/14/1998	60,000	12/02/2005	
Dovenmuehle Mortgage Company, L.P.	Cook	Chicago	60644	11/01/1978	23,000	10/24/2005	
Draper and Kramer Mortgage Corp.	Cook	Elk Grove Village	60007	01/01/1998	88,800	08/04/2005	08/29/2005
Draper and Kramer Mortgage Corp.	Lake	Round Lake Beach	60073	07/01/2001	98,100	08/04/2005	09/14/2005
Draper and Kramer Mortgage Corp.	DuPage	Lombard	60148	05/28/1993	139,400	02/10/2005	09/14/2005
Draper and Kramer Mortgage Corp.	Kane	Montgomery	60538	03/26/2004	283,900	02/14/2005	09/22/2005
Draper and Kramer Mortgage Corp.	Cook	Chicago	60623	02/01/1998	68,000	10/13/2005	
Draper and Kramer Mortgage Corp.	Cook	Chicago	60638	08/01/1993	85,900	09/29/2005	10/06/2005
Du Quoin State Bank	Perry	DuQuoin	62832	09/02/1993	16,833	04/04/2005	
Du Quoin State Bank	Perry	DuQuoin	62832	09/18/2000	21,893	12/27/2005	
Du Quoin State Bank	Williamson	Hurst	62949	11/07/2002	61,845	01/26/2005	12/06/2005
Durand State Bank	WINNEBAGO	ROCKFORD	61114	06/17/2002	136,500	01/20/2005	08/05/2005
Elkville State Bank	Franklin	West Frankfort	62896	05/28/1996	24,209	12/21/2005	
EMC Mortgage Corporation	LAKE	ANTIOCH	60002	12/06/1999	95,706	10/31/2005	
EMC Mortgage Corporation	COOK	ELK GROVE VILLAGE	60007	06/25/2004	248,000	09/29/2005	
EMC Mortgage Corporation	LAKE	BARRINGTON	60010	03/02/2004	227,050	07/26/2005	
EMC Mortgage Corporation	MCHENRY	CRYSTAL LAKE	60014	03/25/1996	114,000		08/05/2005
EMC Mortgage Corporation	MCHENRY	CRYSTAL LAKE	60014	03/19/2003	292,500	11/07/2005	
EMC Mortgage Corporation	MCHENRY	CRYSTAL LAKE	60014	06/24/2004	127,750	09/01/2005	
EMC Mortgage Corporation	MCHENRY	CRYSTAL LAKE	60014	06/15/2004	156,750	07/27/2005	
EMC Mortgage Corporation	LAKE	BANNOCKBURN	60015	04/16/2004	674,000	11/08/2005	
EMC Mortgage Corporation	LAKE	GRAYSLAKE	60030	04/29/1998	237,500	11/07/2005	
EMC Mortgage Corporation	LAKE	GURNEE	60031	10/15/2003	165,000		09/30/2005
EMC Mortgage Corporation	LAKE	HIGHLAND PARK	60035	04/30/2001	265,900	07/29/2005	
EMC Mortgage Corporation	LAKE	HIGHWOOD	60040	12/14/2004	528,000	07/28/2005	
EMC Mortgage Corporation	LAKE	INGLESIDE	60041	11/01/2003	80,489		08/12/2005
EMC Mortgage Corporation	LAKE	Lake Bluff	60044	10/06/2004	480,000	10/24/2005	
EMC Mortgage Corporation	LAKE	LINDENHURST	60046	02/15/2005	166,250	08/25/2005	
EMC Mortgage Corporation	LAKE	LAKE ZURICH	60047	10/12/2001	208,000		
EMC Mortgage Corporation	LAKE	LAKE ZURICH	60047	09/25/1998	292,500	12/29/2005	
EMC Mortgage Corporation	LAKE	LAKE ZURICH	60047	08/26/2003	255,000	08/11/2005	

Statewide Foreclosures for the Second Half of 2005

Institution Name	County	City	Zip	Loan Date	Loan Amount	Filing Date	Close Date
EMC Mortgage Corporation	MCHENRY	MCHENRY	60050	11/23/1999	312,000	07/18/2005	
EMC Mortgage Corporation	LAKE	VERNON HILLS	60061	09/24/2004	284,000	08/24/2005	
EMC Mortgage Corporation	LAKE	VERNON HILLS	60061	02/25/2005	236,300	11/15/2005	
EMC Mortgage Corporation	COOK	NORTHBROOK	60062	06/02/2005	700,000	11/18/2005	
EMC Mortgage Corporation	COOK	NORTHBROOK	60062	04/30/2004	492,000		08/30/2005
EMC Mortgage Corporation	COOK	NORTHBROOK	60062	04/30/2004	123,000	08/29/2005	
EMC Mortgage Corporation	COOK	PALATINE	60067	04/10/2003	212,000	08/01/2005	
EMC Mortgage Corporation	LAKE	LINCOLNSHIRE	60069	10/25/1993	182,836	12/15/2005	
EMC Mortgage Corporation	LAKE	ROUND LAKE	60073	01/15/2001	83,600	07/13/2005	
EMC Mortgage Corporation	LAKE	ROUND LAKE	60073	03/17/2001	134,558	08/30/2005	
EMC Mortgage Corporation	LAKE	Round Lake Heights	60073	01/30/2004	92,000	08/30/2005	
EMC Mortgage Corporation	MCHENRY	SPRING GROVE	60081	04/20/2004	140,250	11/15/2005	
EMC Mortgage Corporation	LAKE	WAUKEGAN	60085	03/05/1998	88,000		08/05/2005
EMC Mortgage Corporation	LAKE	WAUKEGAN	60085	09/02/2004	110,700	09/22/2005	
EMC Mortgage Corporation	LAKE	WAUKEGAN	60085	06/21/2004	84,600		
EMC Mortgage Corporation	LAKE	BEACH PARK	60087	01/03/2005	168,675	08/23/2005	
EMC Mortgage Corporation	LAKE	WAUKEGAN	60087	05/31/2001	206,535	07/19/2005	
EMC Mortgage Corporation	LAKE	BUFFALO GROVE	60089	01/14/2005	407,550		12/12/2005
EMC Mortgage Corporation	COOK	WILMETTE	60091	09/10/2004	516,000		
EMC Mortgage Corporation	COOK	WINNETKA	60093	04/01/2004	367,500	11/10/2005	
EMC Mortgage Corporation	MCHENRY	MCHENRY	60097	09/25/2000	60,000		
EMC Mortgage Corporation	LAKE	BEACH PARK	60099	10/22/2004	148,000	12/12/2005	
EMC Mortgage Corporation	DUPAGE	BARTLETT	60103	04/04/2003	279,000	10/05/2005	
EMC Mortgage Corporation	COOK	BELLWOOD	60104	09/28/1998	120,150	09/22/2005	
EMC Mortgage Corporation	COOK	BELLWOOD	60104	12/05/2003	26,000	08/01/2005	
EMC Mortgage Corporation	COOK	STREAMWOOD	60107	12/10/1997	44,500		
EMC Mortgage Corporation	KANE	ELGIN	60120	11/20/2002	147,250		07/21/2005
EMC Mortgage Corporation	KANE	ELGIN	60120	11/30/2004	157,500	09/22/2005	
EMC Mortgage Corporation	KANE	ELGIN	60123	12/06/1999	122,500	07/18/2005	
EMC Mortgage Corporation	KANE	ELGIN	60123	03/19/2003	176,000	10/25/2005	
EMC Mortgage Corporation	COOK	FRANKLIN PARK	60131	07/25/2003	150,000	09/23/2005	
EMC Mortgage Corporation	COOK	HANOVER PARK	60133	08/25/2003	207,000	07/27/2005	
EMC Mortgage Corporation	DUPAGE	GLENDALE HEIGHTS	60139	01/04/2005	256,500	08/10/2005	
EMC Mortgage Corporation	COOK	MAYWOOD	60153	11/24/1999	76,000		07/19/2005
EMC Mortgage Corporation	COOK	MAYWOOD	60153	03/19/2004	29,700	08/12/2005	
EMC Mortgage Corporation	COOK	MAYWOOD	60153	01/04/2005	33,000	08/09/2005	
EMC Mortgage Corporation	COOK	MAYWOOD	60153	02/28/2005	256,500	10/03/2005	
EMC Mortgage Corporation	MCHENRY	LAKE IN THE HILLS	60156	04/26/2004	148,000		11/17/2005
EMC Mortgage Corporation	MCHENRY	LAKE IN THE HILLS	60156	08/28/2003	172,500	09/20/2005	
EMC Mortgage Corporation	COOK	MELROSE PARK	60160	12/17/2004	250,200	08/23/2005	

Statewide Foreclosures for the Second Half of 2005

Institution Name	County	City	Zip	Loan Date	Loan Amount	Filing Date	Close Date
EMC Mortgage Corporation	COOK	MELROSE PARK	60164	11/05/2003	165,394	11/11/2005	
EMC Mortgage Corporation	KANE	SAINT CHARLES	60174	05/11/2004	152,000	10/25/2005	
EMC Mortgage Corporation	KANE	SAINT CHARLES	60175	07/16/2004	195,000	09/20/2005	
EMC Mortgage Corporation	DUPAGE	VILLA PARK	60181	10/01/1996	97,959	08/11/2005	
EMC Mortgage Corporation	DUPAGE	WEST CHICAGO	60185	09/11/2000	252,000		09/13/2005
EMC Mortgage Corporation	DUPAGE	WHEATON	60187	03/18/1999	184,500	12/27/2005	
EMC Mortgage Corporation	DUPAGE	CAROL STREAM	60188	03/29/2004	64,800	08/15/2005	09/27/2005
EMC Mortgage Corporation	DUPAGE	CAROL STREAM	60188	10/22/2004	161,600	12/02/2005	
EMC Mortgage Corporation	DUPAGE	CAROL STREAM	60188	04/21/2004	136,800	08/01/2005	
EMC Mortgage Corporation	COOK	SCHAUMBURG	60193	02/20/2004	214,000	07/18/2005	
EMC Mortgage Corporation	COOK	HOFFMAN ESTATES	60195	02/28/2005	170,050	10/24/2005	
EMC Mortgage Corporation	COOK	OAK PARK	60302	06/09/2003	59,500	12/22/2005	
EMC Mortgage Corporation	COOK	OAK PARK	60302	09/05/2001	380,800	07/05/2005	
EMC Mortgage Corporation	COOK	RIVER FOREST	60305	05/14/2004	589,000	08/30/2005	
EMC Mortgage Corporation	COOK	BERWYN	60402	07/26/2002	128,000	10/24/2005	
EMC Mortgage Corporation	COOK	CHICAGO HEIGHTS	60406	08/04/2004	57,000		10/19/2005
EMC Mortgage Corporation	WILL	BRAIDWOOD	60408	02/17/2005	170,900	10/21/2005	
EMC Mortgage Corporation	COOK	CALUMET CITY	60409	08/11/2003	67,500	10/24/2005	
EMC Mortgage Corporation	COOK	CHICAGO HEIGHTS	60411	01/10/2000	28,200		
EMC Mortgage Corporation	COOK	CHICAGO HEIGHTS	60411	08/25/2004	74,100	07/05/2005	
EMC Mortgage Corporation	COOK	CHICAGO HEIGHTS	60411	08/29/2003	106,250		09/06/2005
EMC Mortgage Corporation	COOK	CHICAGO HEIGHTS	60411	03/29/2004	122,400		
EMC Mortgage Corporation	COOK	SAUK VILLAGE	60411	06/06/2003	95,400		07/19/2005
EMC Mortgage Corporation	COOK	SAUK VILLAGE	60411	03/17/2004	76,500	11/10/2005	
EMC Mortgage Corporation	GRUNDY	COAL CITY	60416	09/01/2003	145,000	11/01/2005	
EMC Mortgage Corporation	COOK	CALUMET CITY	60419	11/10/2000	52,000		
EMC Mortgage Corporation	COOK	DOLTON	60419	07/26/2001	129,200		12/06/2005
EMC Mortgage Corporation	COOK	DOLTON	60419	11/22/2004	112,000	09/22/2005	
EMC Mortgage Corporation	COOK	DOLTON	60419	03/15/2003	137,750	10/24/2005	
EMC Mortgage Corporation	COOK	DOLTON	60419	03/04/2004	75,000	09/23/2005	
EMC Mortgage Corporation	LIVINGSTON	DWIGHT	60420	08/25/2003	97,850	12/02/2005	
EMC Mortgage Corporation	WILL	FRANKFORT	60423	08/30/2001	388,000	07/26/2005	
EMC Mortgage Corporation	COOK	CHICAGO	60426	12/20/2002	68,000		11/04/2005
EMC Mortgage Corporation	COOK	GLENWOOD	60426	04/22/1998	17,700	09/29/2005	
EMC Mortgage Corporation	COOK	HARVEY	60426	08/28/1995	30,154	07/26/2005	
EMC Mortgage Corporation	COOK	HARVEY	60426	03/08/2000	73,900	08/01/2005	
EMC Mortgage Corporation	COOK	HARVEY	60426	10/27/2004	72,250	11/30/2005	
EMC Mortgage Corporation	COOK	MARKHAM	60426	05/29/2002	75,950	09/14/2005	
EMC Mortgage Corporation	COOK	MARKHAM	60426	06/11/2004	169,200	09/29/2005	
EMC Mortgage Corporation	COOK	HAZEL CREST	60429	08/07/1998	429,134	12/23/2005	

Statewide Foreclosures for the Second Half of 2005

Institution Name	County	City	Zip	Loan Date	Loan Amount	Filing Date	Close Date
EMC Mortgage Corporation	COOK	HAZEL CREST	60429	11/26/2003	100,000		07/05/2005
EMC Mortgage Corporation	COOK	HOMEWOOD	60430	06/25/2003	88,000	07/19/2005	
EMC Mortgage Corporation	COOK	HOMEWOOD	60430	06/30/2004	270,000	09/01/2005	
EMC Mortgage Corporation	COOK	HOMEWOOD	60430	01/20/2005	153,750	09/27/2005	
EMC Mortgage Corporation	WILL	JOLIET	60432	05/17/2002	90,250	08/01/2005	
EMC Mortgage Corporation	WILL	JOLIET	60433	01/18/2005	110,000	10/21/2005	
EMC Mortgage Corporation	WILL	CREST HILL	60435	06/27/1997	92,600	07/29/2005	
EMC Mortgage Corporation	WILL	JOILET	60435	06/30/1997	75,000	09/23/2005	
EMC Mortgage Corporation	COOK	LANSING	60438	12/22/2003	129,950		11/29/2005
EMC Mortgage Corporation	COOK	LANSING	60438	02/14/2003	66,500	11/01/2005	
EMC Mortgage Corporation	COOK	LYNWOOD	60438	01/18/2005	238,450	07/21/2005	
EMC Mortgage Corporation	WILL	BOLINGBROOK	60440	09/29/2003	225,000	09/23/2005	
EMC Mortgage Corporation	WILL	BOLINGBROOK	60440	07/27/2002	156,107		12/14/2005
EMC Mortgage Corporation	WILL	BOLINGBROOK	60440	09/18/2003	170,000	09/28/2005	
EMC Mortgage Corporation	WILL	BOLINGBROOK	60440	12/09/2004	139,999	09/30/2005	
EMC Mortgage Corporation	WILL	BOLINGBROOK	60440	01/14/2005	135,120	09/30/2005	
EMC Mortgage Corporation	COOK	MATTESON	60443	08/27/2004	342,000	09/23/2005	
EMC Mortgage Corporation	COOK	MATTESON	60443	04/05/2004	223,115	08/31/2005	
EMC Mortgage Corporation	COOK	MATTESON	60443	03/24/2004	229,500	08/31/2005	
EMC Mortgage Corporation	COOK	MIDLOTHIAN	60445	08/22/2003	90,578	10/27/2005	
EMC Mortgage Corporation	WILL	ROMEOVILLE	60446	11/24/2004	131,750	08/01/2005	
EMC Mortgage Corporation	WILL	ROMEOVILLE	60446	07/13/2004	97,500	12/01/2005	
EMC Mortgage Corporation	GRUNDY	MINOOKA	60447	09/07/2004	161,155	07/05/2005	
EMC Mortgage Corporation	GRUNDY	MORRIS	60450	07/08/1994	228,200		09/20/2005
EMC Mortgage Corporation	WILL	NEW LENOX	60451	09/12/2003	131,500		
EMC Mortgage Corporation	COOK	OAK FOREST	60452	05/23/1997	112,085	08/30/2005	
EMC Mortgage Corporation	COOK	OAK LAWN	60453	01/11/2005	203,400	07/05/2005	12/02/2005
EMC Mortgage Corporation	COOK	BRIDGEVIEW	60455	05/17/2001	148,393	11/17/2005	
EMC Mortgage Corporation	COOK	BRIDGEVIEW	60455	04/29/2004	148,000	10/24/2005	
EMC Mortgage Corporation	COOK	HOMETOWN	60456	04/29/2003	99,470	11/01/2005	
EMC Mortgage Corporation	COOK	JUSTICE	60458	08/25/2004	229,500	09/30/2005	
EMC Mortgage Corporation	COOK	BURBANK	60459	12/10/2004	139,500	07/21/2005	
EMC Mortgage Corporation	COOK	BURBANK	60459	06/11/2004	174,250	10/31/2005	
EMC Mortgage Corporation	COOK	PARK FOREST	60466	03/22/2001	116,100	09/23/2005	
EMC Mortgage Corporation	COOK	PARK FOREST	60466	11/20/2002	105,500	10/03/2005	
EMC Mortgage Corporation	COOK	PARK FOREST	60466	03/29/2004	113,981	07/21/2005	
EMC Mortgage Corporation	COOK	SOUTH HOLLAND	60473	09/15/2004	135,000	09/26/2005	
EMC Mortgage Corporation	COOK	SOUTH HOLLAND	60473	04/18/2005	199,920	11/17/2005	
EMC Mortgage Corporation	COOK	COUNTRY CLUB HILL	60478	01/31/2002	83,000		12/09/2005
EMC Mortgage Corporation	COOK	COUNTRY CLUB HILL	60478	12/31/2002	112,839		11/01/2005

Statewide Foreclosures for the Second Half of 2005

Institution Name	County	City	Zip	Loan Date	Loan Amount	Filing Date	Close Date
EMC Mortgage Corporation	COOK	COUNTRY CLUB HILLS	60478	08/13/2002	109,520	09/02/2005	
EMC Mortgage Corporation	COOK	COUNTRY CLUB HILLS	60478	06/03/2004	112,500	08/18/2005	
EMC Mortgage Corporation	COOK	COUNTRY CLUB HILLS	60478	01/12/2005	127,500	08/31/2005	
EMC Mortgage Corporation	WILL	WILMINGTON	60481	11/04/1999	72,000		09/07/2005
EMC Mortgage Corporation	KANE	AURORA	60505	07/01/1996	86,094	11/11/2005	
EMC Mortgage Corporation	KANE	AURORA	60505	09/09/2004	91,600	08/23/2005	
EMC Mortgage Corporation	KANE	AURORA	60505	09/10/2004	152,000	11/22/2005	
EMC Mortgage Corporation	KANE	AURORA	60505	11/10/2004	173,850	12/01/2005	
EMC Mortgage Corporation	KANE	AURORA	60505	02/21/2005	142,500	10/24/2005	
EMC Mortgage Corporation	KANE	AURORA	60506	11/26/2004	104,300	09/30/2005	
EMC Mortgage Corporation	DUPAGE	DOWNERS GROVE	60515	08/28/1997	400,000		08/09/2005
EMC Mortgage Corporation	LA SALLE	LELAND	60531	07/09/2004	152,910	07/27/2005	
EMC Mortgage Corporation	COOK	LYONS	60534	03/20/2003	156,500	07/26/2005	
EMC Mortgage Corporation	KANE	NORTH AUROR	60542	05/03/1999	48,000		
EMC Mortgage Corporation	WILL	PLAINFIELD	60544	09/17/2003	182,000		07/06/2005
EMC Mortgage Corporation	WILL	PLAINFIELD	60544	04/03/2001	204,990	10/18/2005	
EMC Mortgage Corporation	WILL	PLAINFIELD	60544	10/01/2004	179,187	12/13/2005	
EMC Mortgage Corporation	DUPAGE	WARRENVILLE	60555	09/24/2004	128,000	11/14/2005	
EMC Mortgage Corporation	COOK	CHICAGO	60609	03/16/2004	130,500		09/26/2005
EMC Mortgage Corporation	COOK	CHICAGO	60609	09/22/2004	189,000	10/31/2005	
EMC Mortgage Corporation	COOK	CHICAGO	60609	05/28/2004	109,480	08/31/2005	
EMC Mortgage Corporation	COOK	CHICAGO	60609	01/18/2005	207,000	07/05/2005	
EMC Mortgage Corporation	COOK	CHICAGO	60609	03/25/2005	152,000	11/09/2005	
EMC Mortgage Corporation	COOK	CHICAGO	60609	12/15/2004	33,800	11/14/2005	
EMC Mortgage Corporation	COOK	CHICAGO	60612	10/10/2003	176,000	11/04/2005	
EMC Mortgage Corporation	COOK	CHICAGO	60612	09/08/2004	252,000	10/18/2005	
EMC Mortgage Corporation	COOK	CHICAGO	60612	06/24/2004	272,000		
EMC Mortgage Corporation	COOK	Chicago	60612	02/13/2004	234,650		
EMC Mortgage Corporation	COOK	CHICAGO	60612	03/18/2005	271,000	10/19/2005	
EMC Mortgage Corporation	COOK	CHICAGO	60617	12/07/1999	125,063	08/01/2005	
EMC Mortgage Corporation	COOK	CHICAGO	60617	07/24/2003	112,500		10/25/2005
EMC Mortgage Corporation	COOK	CHICAGO	60617	07/16/2003	92,000	10/12/2005	
EMC Mortgage Corporation	COOK	CHICAGO	60617	02/10/1999	20,000	09/30/2005	
EMC Mortgage Corporation	COOK	CHICAGO	60617	09/30/2004	176,800	10/21/2005	
EMC Mortgage Corporation	COOK	CHICAGO	60617	05/11/2004	88,000	07/26/2005	
EMC Mortgage Corporation	COOK	CHICAGO	60617	10/28/2003	166,500	11/29/2005	
EMC Mortgage Corporation	COOK	CHICAGO	60617	03/04/2004	63,000		
EMC Mortgage Corporation	COOK	CHICAGO	60617	01/18/2005	124,000	07/05/2005	
EMC Mortgage Corporation	COOK	CHICAGO	60618	12/22/2004	228,000	07/26/2005	
EMC Mortgage Corporation	COOK	CHICAGO	60619	08/11/1999	80,000		07/01/2005

Statewide Foreclosures for the Second Half of 2005

Institution Name	County	City	Zip	Loan Date	Loan Amount	Filing Date	Close Date
EMC Mortgage Corporation	COOK	CHICAGO	60619	08/24/1998	20,563	12/23/2005	
EMC Mortgage Corporation	COOK	CHICAGO	60619	09/30/1998	90,000	08/01/2005	
EMC Mortgage Corporation	COOK	CHICAGO	60619	02/15/1995	14,500	08/30/2005	
EMC Mortgage Corporation	COOK	CHICAGO	60619	06/08/2004	144,800	12/16/2005	
EMC Mortgage Corporation	COOK	Chicago	60619	11/13/2003	144,000		
EMC Mortgage Corporation	COOK	CHICAGO	60619	12/31/2003	107,100	09/27/2005	
EMC Mortgage Corporation	COOK	CHICAGO	60619	12/14/2004	72,000	08/31/2005	
EMC Mortgage Corporation	COOK	CHICAGO	60620	10/28/1999	84,000		
EMC Mortgage Corporation	COOK	CHICAGO	60620	08/30/2004	135,000	07/26/2005	
EMC Mortgage Corporation	COOK	CHICAGO	60620	09/02/2004	193,500	09/26/2005	
EMC Mortgage Corporation	COOK	CHICAGO	60620	09/21/2004	91,000		
EMC Mortgage Corporation	COOK	CHICAGO	60620	02/26/2004	131,750	07/15/2005	
EMC Mortgage Corporation	COOK	CHICAGO	60620	04/21/2004	139,500	11/08/2005	
EMC Mortgage Corporation	COOK	CHICAGO	60620	11/29/2004	210,000	08/11/2005	
EMC Mortgage Corporation	COOK	CHICAGO	60620	01/14/2005	111,600	08/31/2005	
EMC Mortgage Corporation	COOK	CHICAGO	60621	10/26/1999	58,500	10/24/2005	
EMC Mortgage Corporation	COOK	CHICAGO	60621	06/29/2004	152,000	10/07/2005	
EMC Mortgage Corporation	COOK	CHICAGO	60621	12/17/2004	228,650	10/24/2005	
EMC Mortgage Corporation	COOK	CHICAGO	60621	02/11/2004	120,000	11/08/2005	
EMC Mortgage Corporation	COOK	CHICAGO	60621	01/19/2005	123,750	09/30/2005	
EMC Mortgage Corporation	COOK	CHICAGO	60621	01/06/2005	103,500	09/30/2005	
EMC Mortgage Corporation	COOK	CHICAGO	60621	02/11/2005	97,000	08/24/2005	
EMC Mortgage Corporation	COOK	CHICAGO	60623	09/23/2003	29,600	08/29/2005	
EMC Mortgage Corporation	COOK	CHICAGO	60623	07/23/2003	125,000	08/23/2005	
EMC Mortgage Corporation	COOK	CHICAGO	60623	03/04/2005	215,000	09/22/2005	
EMC Mortgage Corporation	COOK	CHICAGO	60624	05/28/2004	198,850		09/26/2005
EMC Mortgage Corporation	COOK	CHICAGO	60624	10/11/2000	55,900		
EMC Mortgage Corporation	COOK	CHICAGO	60624	05/20/2004	189,000		
EMC Mortgage Corporation	COOK	CHICAGO	60628	11/16/2000	123,300		12/01/2005
EMC Mortgage Corporation	COOK	CHICAGO	60628	08/20/1998	41,786	07/29/2005	
EMC Mortgage Corporation	COOK	CHICAGO	60628	09/25/2003	98,000	08/11/2005	
EMC Mortgage Corporation	COOK	CHICAGO	60628	09/11/2003	104,500	11/01/2005	
EMC Mortgage Corporation	COOK	CHICAGO	60628	07/29/1998	52,800		09/01/2005
EMC Mortgage Corporation	COOK	CHICAGO	60628	11/22/2003	92,700	07/21/2005	
EMC Mortgage Corporation	COOK	CHICAGO	60628	10/31/1997	71,200	08/01/2005	
EMC Mortgage Corporation	COOK	CHICAGO	60628	03/25/1999	76,000	08/18/2005	
EMC Mortgage Corporation	COOK	CHICAGO	60628	09/17/2004	97,200	09/29/2005	
EMC Mortgage Corporation	COOK	CHICAGO	60628	10/22/2004	142,400	11/10/2005	
EMC Mortgage Corporation	COOK	CHICAGO	60628	11/15/2004	130,000	09/22/2005	
EMC Mortgage Corporation	COOK	CHICAGO	60628	08/27/2003	60,900	07/27/2005	

Statewide Foreclosures for the Second Half of 2005

Institution Name	County	City	Zip	Loan Date	Loan Amount	Filing Date	Close Date
EMC Mortgage Corporation	COOK	CHICAGO	60628	12/02/2003	114,750	10/24/2005	
EMC Mortgage Corporation	COOK	CHICAGO	60628	04/16/2004	78,840	09/01/2005	
EMC Mortgage Corporation	COOK	CHICAGO	60629	03/10/2004	134,000	08/09/2005	
EMC Mortgage Corporation	COOK	CHICAGO	60629	03/18/2004	228,690	09/01/2005	
EMC Mortgage Corporation	COOK	CHICAGO	60629	04/14/2005	170,000	12/01/2005	
EMC Mortgage Corporation	COOK	CHICAGO	60630	04/27/2004	345,000	08/26/2005	
EMC Mortgage Corporation	COOK	CHICAGO	60631	02/04/2005	351,000	10/24/2005	
EMC Mortgage Corporation	COOK	CHICAGO	60632	09/11/1997	72,000	10/20/2005	
EMC Mortgage Corporation	COOK	CHICAGO	60634	08/26/2004	195,000	09/22/2005	
EMC Mortgage Corporation	COOK	CHICAGO	60634	05/22/2004	312,000	07/26/2005	
EMC Mortgage Corporation	COOK	CHICAGO	60634	05/26/2004	216,000	09/30/2005	
EMC Mortgage Corporation	COOK	CHICAGO	60634	12/30/2004	213,500	10/24/2005	
EMC Mortgage Corporation	COOK	CHICAGO	60634	02/10/2005	285,000	10/24/2005	
EMC Mortgage Corporation	COOK	CHICAGO	60636	11/21/1997	42,000	09/23/2005	
EMC Mortgage Corporation	COOK	CHICAGO	60636	04/17/1998	56,800	11/01/2005	
EMC Mortgage Corporation	COOK	CHICAGO	60636	06/16/2003	80,750	07/05/2005	
EMC Mortgage Corporation	COOK	CHICAGO	60636	01/27/2004	166,250		09/19/2005
EMC Mortgage Corporation	COOK	CHICAGO	60636	10/12/1994	49,600		
EMC Mortgage Corporation	COOK	CHICAGO	60636	12/16/1998	59,200	08/04/2005	
EMC Mortgage Corporation	COOK	CHICAGO	60636	03/26/2004	88,000	11/30/2005	
EMC Mortgage Corporation	COOK	CHICAGO	60636	03/22/2004	124,200	10/20/2005	
EMC Mortgage Corporation	COOK	CHICAGO	60636	02/17/2004	82,800		
EMC Mortgage Corporation	COOK	CHICAGO	60636	05/04/2004	240,000	08/08/2005	
EMC Mortgage Corporation	COOK	CHICAGO	60636	03/16/2005	173,850	12/07/2005	
EMC Mortgage Corporation	COOK	CHICAGO	60637	08/22/2001	136,000	07/18/2005	
EMC Mortgage Corporation	COOK	CHICAGO	60638	02/19/1998	85,000	07/26/2005	
EMC Mortgage Corporation	COOK	CHICAGO	60638	08/20/2004	128,700	11/09/2005	
EMC Mortgage Corporation	COOK	CHICAGO	60639	09/27/2004	370,500	09/22/2005	
EMC Mortgage Corporation	COOK	CHICAGO	60639	01/18/2005	218,500	11/29/2005	
EMC Mortgage Corporation	COOK	CHICAGO	60640	06/09/2004	350,000	08/18/2005	
EMC Mortgage Corporation	COOK	CHICAGO	60641	07/01/2004	270,900	10/24/2005	
EMC Mortgage Corporation	COOK	CHICAGO	60643	09/02/2004	143,000	10/21/2005	
EMC Mortgage Corporation	COOK	CHICAGO	60643	02/09/2004	80,000		
EMC Mortgage Corporation	COOK	CHICAGO	60643	01/13/2005	112,500	11/22/2005	
EMC Mortgage Corporation	COOK	CHICAGO	60643	04/15/2005	200,000	11/29/2005	
EMC Mortgage Corporation	COOK	CHICAGO	60644	06/25/2004	108,000	10/19/2005	
EMC Mortgage Corporation	COOK	CHICAGO	60645	04/26/2005	416,000	11/21/2005	
EMC Mortgage Corporation	COOK	CHICAGO	60646	12/30/1993	131,400	09/23/2005	
EMC Mortgage Corporation	COOK	CHICAGO	60647	08/21/2003	200,000	10/21/2005	
EMC Mortgage Corporation	COOK	CHICAGO	60647	11/05/2004	328,000	10/20/2005	

Statewide Foreclosures for the Second Half of 2005

Institution Name	County	City	Zip	Loan Date	Loan Amount	Filing Date	Close Date
EMC Mortgage Corporation	COOK	CHICAGO	60651	07/20/1998	15,000	10/20/2005	
EMC Mortgage Corporation	COOK	CHICAGO	60651	01/19/2005	182,400	09/08/2005	
EMC Mortgage Corporation	COOK	CHICAGO	60651	09/15/2004	238,230	08/31/2005	
EMC Mortgage Corporation	COOK	CHICAGO	60651	04/07/2004	270,000	09/26/2005	
EMC Mortgage Corporation	COOK	CHICAGO	60651	06/23/2004	202,500	10/24/2005	
EMC Mortgage Corporation	COOK	CHICAGO	60651	12/28/2004	241,500	12/01/2005	
EMC Mortgage Corporation	COOK	CHICAGO	60651	02/22/2005	28,000	12/22/2005	
EMC Mortgage Corporation	COOK	CHICAGO	60652	06/08/2004	127,500		12/27/2005
EMC Mortgage Corporation	COOK	CHICAGO	60652	05/27/2005	202,000	12/13/2005	
EMC Mortgage Corporation	COOK	CHICAGO	60652	07/22/2004	184,000	10/04/2005	
EMC Mortgage Corporation	COOK	CHICAGO	60653	04/26/2004	448,000		11/21/2005
EMC Mortgage Corporation	COOK	CHICAGO	60653	12/29/2004	315,000	10/03/2005	
EMC Mortgage Corporation	COOK	ELMWOOD PARK	60707	09/17/1993	115,000	11/04/2005	
EMC Mortgage Corporation	COOK	LINCOLNWOOD	60712	02/12/2004	190,000	09/27/2005	
EMC Mortgage Corporation	COOK	CICERO	60804	03/22/2004	8,850	11/01/2005	
EMC Mortgage Corporation	COOK	RIVERDALE	60827	05/23/2003	77,350	09/12/2005	
EMC Mortgage Corporation	KANKAKEE	BOURBONNOIS	60901	12/08/1995	94,500	12/09/2005	
EMC Mortgage Corporation	KANKAKEE	KANKAKEE	60901	05/19/2004	57,600	08/26/2005	
EMC Mortgage Corporation	KANKAKEE	KANKAKEE	60901	09/20/2004	47,600	11/15/2005	
EMC Mortgage Corporation	KANKAKEE	KANKAKEE	60901	04/06/2004	65,000	09/29/2005	
EMC Mortgage Corporation	KANKAKEE	KANKAKEE	60901	04/15/2004	52,000	08/31/2005	
EMC Mortgage Corporation	KANKAKEE	KANKAKEE	60901	12/15/2004	62,900	12/01/2005	
EMC Mortgage Corporation	KANKAKEE	KANKAKEE	60901	12/10/2004	68,850	11/07/2005	
EMC Mortgage Corporation	KANKAKEE	BRADLEY	60915	07/16/2003	72,800	08/26/2005	
EMC Mortgage Corporation	IROQUOIS	BUCKLEY	60918	07/16/2004	103,500	08/31/2005	
EMC Mortgage Corporation	KANKAKEE	SAINT ANNE	60964	05/06/2003	84,000	10/24/2005	
EMC Mortgage Corporation	IROQUOIS	WATSEKA	60970	04/08/2003	49,600		11/01/2005
EMC Mortgage Corporation	BOONE	BELVIDERE	61008	01/07/2005	216,900	09/30/2005	
EMC Mortgage Corporation	WINNEBAGO	CHERRY VALLEY	61016	04/01/2003	98,100		
EMC Mortgage Corporation	LEE	DIXON	61021	01/24/2005	54,378	08/04/2005	
EMC Mortgage Corporation	LEE	DIXON	61021	02/19/1999	41,600		
EMC Mortgage Corporation	CARROLL	MILLEDGEVILLE	61051	05/19/2003	64,600	09/22/2005	
EMC Mortgage Corporation	OGLE	ROCHELLE	61068	04/24/1998	81,000		07/15/2005
EMC Mortgage Corporation	OGLE	ROCHELLE	61068	09/24/2003	84,400	07/18/2005	
EMC Mortgage Corporation	WINNEBAGO	ROCKTON	61072	08/16/2002	116,904	12/20/2005	
EMC Mortgage Corporation	WINNEBAGO	ROSCOE	61073	02/17/2003	137,738		09/09/2005
EMC Mortgage Corporation	WINNEBAGO	SOUTH BELOIT	61080	09/30/2004	114,320	08/24/2005	
EMC Mortgage Corporation	WHITESIDE	STERLING	61081	01/27/2003	72,450	10/24/2005	
EMC Mortgage Corporation	WHITESIDE	STERLING	61081	11/07/2003	76,500	08/23/2005	
EMC Mortgage Corporation	WINNEBAGO	ROCKFORD	61101	03/25/1998	27,000	09/26/2005	

Statewide Foreclosures for the Second Half of 2005

Institution Name	County	City	Zip	Loan Date	Loan Amount	Filing Date	Close Date
EMC Mortgage Corporation	WINNEBAGO	ROCKFORD	61101	03/22/2003	66,600		11/11/2005
EMC Mortgage Corporation	WINNEBAGO	ROCKFORD	61101	06/23/2003	60,504	11/21/2005	
EMC Mortgage Corporation	WINNEBAGO	ROCKFORD	61101	03/08/1999	36,000		
EMC Mortgage Corporation	WINNEBAGO	ROCKFORD	61101	11/03/2004	56,250	10/24/2005	
EMC Mortgage Corporation	WINNEBAGO	ROCKFORD	61102	02/26/2003	52,000	12/19/2005	
EMC Mortgage Corporation	WINNEBAGO	ROCKFORD	61102	12/15/2004	28,000	12/14/2005	
EMC Mortgage Corporation	WINNEBAGO	Rockford	61103	02/13/2004	40,000	11/01/2005	
EMC Mortgage Corporation	WINNEBAGO	ROCKFORD	61104	02/27/1998	30,000	07/27/2005	
EMC Mortgage Corporation	WINNEBAGO	ROCKFORD	61104	08/07/1998	47,200		07/08/2005
EMC Mortgage Corporation	WINNEBAGO	ROCKFORD	61104	04/24/2002	90,400	09/01/2005	
EMC Mortgage Corporation	WINNEBAGO	ROCKFORD	61109	05/02/1997	56,800		12/02/2005
EMC Mortgage Corporation	WINNEBAGO	MACHESNEY PARK	61115	02/11/2000	44,200		
EMC Mortgage Corporation	WINNEBAGO	MACHESNEY PARK	61115	07/07/2004	144,500	10/12/2005	
EMC Mortgage Corporation	ROCK ISLAND	ROCK ISLAND	61201	10/28/1998	29,800	08/31/2005	
EMC Mortgage Corporation	ROCK ISLAND	ROCK ISLAND	61201	07/31/2003	94,808	11/15/2005	
EMC Mortgage Corporation	ROCK ISLAND	ROCK ISLAND	61201	11/05/2004	34,850	10/21/2005	
EMC Mortgage Corporation	ROCK ISLAND	ROCK ISLAND	61201	03/12/1997	57,600		
EMC Mortgage Corporation	ROCK ISLAND	ROCK ISLAND	61201	01/27/1999	25,700	10/20/2005	
EMC Mortgage Corporation	WHITESIDE	FULTON	61252	10/28/1998	39,100	11/22/2005	
EMC Mortgage Corporation	WHITESIDE	FULTON	61252	03/21/2003	54,000	09/23/2005	
EMC Mortgage Corporation	ROCK ISLAND	MOLINE	61265	12/20/2002	74,250	12/01/2005	
EMC Mortgage Corporation	WHITESIDE	MORRISON	61270	01/10/1995	82,412	10/05/2005	
EMC Mortgage Corporation	WHITESIDE	MORRISON	61270	06/15/1998	68,646		11/03/2005
EMC Mortgage Corporation	LA SALLE	LA SALLE	61301	12/10/2004	56,000	12/14/2005	
EMC Mortgage Corporation	LA SALLE	LA SALLE	61301	07/30/2004	64,600	10/21/2005	
EMC Mortgage Corporation	BUREAU	LAMOILLE	61330	08/26/1998	78,300		
EMC Mortgage Corporation	LA SALLE	OGLESBY	61348	09/03/2004	82,450	12/07/2005	
EMC Mortgage Corporation	LA SALLE	OTTAWA	61350	02/23/1998	43,350	11/21/2005	
EMC Mortgage Corporation	BUREAU	PRINCETON	61356	09/29/1997	73,000	07/01/2005	
EMC Mortgage Corporation	LA SALLE	STREATOR	61364	12/19/2002	34,800	07/27/2005	
EMC Mortgage Corporation	KNOX	GALESBURG	61401	08/22/2003	47,700	07/18/2005	
EMC Mortgage Corporation	KNOX	GALESBURG	61401	10/21/2004	54,000	09/22/2005	
EMC Mortgage Corporation	KNOX	GALESBURG	61401	11/19/2003	23,400	10/21/2005	
EMC Mortgage Corporation	KNOX	GALESBURG	61401	04/30/1998	31,200	10/24/2005	
EMC Mortgage Corporation	KNOX	ABINGDON	61410	07/22/2003	71,825		10/03/2005
EMC Mortgage Corporation	KNOX	ABINGDON	61410	03/14/2003	38,250	07/21/2005	
EMC Mortgage Corporation	FULTON	CUBA	61427	09/16/2004	36,000		11/28/2005
EMC Mortgage Corporation	HENRY	GALVA	61434	11/23/1998	40,680	07/14/2005	
EMC Mortgage Corporation	HENDERSON	GLADSTONE	61437	08/11/2004	31,200	09/22/2005	
EMC Mortgage Corporation	HENRY	KEWANEE	61443	05/29/1998	18,430	11/21/2005	

Statewide Foreclosures for the Second Half of 2005

Institution Name	County	City	Zip	Loan Date	Loan Amount	Filing Date	Close Date
EMC Mortgage Corporation	HENRY	KEWANEE	61443	07/22/2002	19,500		11/15/2005
EMC Mortgage Corporation	HENRY	KEWANEE	61443	11/19/2003	137,600	08/23/2005	
EMC Mortgage Corporation	HENRY	KEWANEE	61443	06/04/2003	42,500	08/11/2005	
EMC Mortgage Corporation	KNOX	KNOXVILLE	61448	01/28/2000	54,695	11/15/2005	
EMC Mortgage Corporation	WARREN	LITTLE YORK	61453	12/23/2004	49,500	10/21/2005	
EMC Mortgage Corporation	WARREN	MONMOUTH	61462	06/24/2004	68,850	09/22/2005	
EMC Mortgage Corporation	MERCER	VIOLA	61486	07/16/2004	52,000	12/02/2005	
EMC Mortgage Corporation	FULTON	CANTON	61520	06/20/2003	45,500		11/28/2005
EMC Mortgage Corporation	TAZEWELL	MARQUETTE HEIGHTS	61554	10/20/2004	55,000		10/27/2005
EMC Mortgage Corporation	TAZEWELL	NORTH PEKIN	61554	03/17/2004	142,713		08/16/2005
EMC Mortgage Corporation	TAZEWELL	PEKIN	61554	07/27/2004	75,050	10/31/2005	
EMC Mortgage Corporation	MARSHALL	WASHBURN	61570	05/21/2004	72,450	07/26/2005	
EMC Mortgage Corporation	PEORIA	BELLEVUE	61604	11/01/1999	10,000	10/19/2005	
EMC Mortgage Corporation	PEORIA	PEORIA	61605	01/17/2005	27,000	11/25/2005	
EMC Mortgage Corporation	PEORIA	BARTONVILLE	61607	09/14/2001	67,893	10/20/2005	
EMC Mortgage Corporation	PEORIA	BARTONVILLE	61607	12/24/2004	68,000	08/31/2005	
EMC Mortgage Corporation	PEORIA	PEORIA	61614	06/19/1998	90,700	07/29/2005	
EMC Mortgage Corporation	DEWITT	CLINTON	61727	07/20/2000	48,000	07/26/2005	
EMC Mortgage Corporation	DEWITT	CLINTON	61727	02/18/2005	112,500	08/31/2005	
EMC Mortgage Corporation	MCLEAN	HEYWORTH	61745	09/29/2003	111,150		08/10/2005
EMC Mortgage Corporation	MCLEAN	LEXINGTON	61753	02/28/2003	140,000		07/06/2005
EMC Mortgage Corporation	MCLEAN	NORMAL	61761	09/09/2003	97,650		12/21/2005
EMC Mortgage Corporation	PIATT	BEMENT	61813	06/13/1995	27,500	08/01/2005	
EMC Mortgage Corporation	CHAMPAIGN	CHAMPAIGN	61820	11/14/1997	47,600	09/14/2005	
EMC Mortgage Corporation	CHAMPAIGN	CHAMPAIGN	61820	09/27/2004	44,175	09/26/2005	
EMC Mortgage Corporation	CHAMPAIGN	CHAMPAIGN	61820	01/27/2004	68,000	11/15/2005	
EMC Mortgage Corporation	VERMILION	DANVILLE	61832	11/22/2002	67,500		09/01/2005
EMC Mortgage Corporation	VERMILION	DANVILLE	61832	06/01/2003	67,500	08/11/2005	
EMC Mortgage Corporation	VERMILION	DANVILLE	61832	07/15/2005	33,300	11/23/2005	
EMC Mortgage Corporation	VERMILION	GEORGETOWN	61846	08/16/2000	14,400	11/10/2005	
EMC Mortgage Corporation	CHAMPAIGN	MAHOMET	61853	02/22/2005	72,800	08/23/2005	
EMC Mortgage Corporation	VERMILION	RIDGEFARM	61870	05/30/2003	30,028	07/07/2005	
EMC Mortgage Corporation	CHAMPAIGN	TOLONO	61880	08/11/2000	67,200		
EMC Mortgage Corporation	VERMILION	WESTVILLE	61883	07/16/1997	25,200	11/25/2005	
EMC Mortgage Corporation	COLES	MATTOON	61938	03/27/2003	33,750	10/21/2005	
EMC Mortgage Corporation	MADISON	ALTON	62002	02/27/2004	92,087	11/02/2005	
EMC Mortgage Corporation	MADISON	ALTON	62002	04/30/2003	64,800	08/23/2005	
EMC Mortgage Corporation	MADISON	BETHALTO	62010	02/15/2005	80,000	09/22/2005	
EMC Mortgage Corporation	MADISON	BETHALTO	62010	08/23/2004	82,000	10/21/2005	
EMC Mortgage Corporation	MADISON	EDWARDSVILLE	62025	12/08/2004	69,750	10/27/2005	

Statewide Foreclosures for the Second Half of 2005

Institution Name	County	City	Zip	Loan Date	Loan Amount	Filing Date	Close Date
EMC Mortgage Corporation	MADISON	GRANITE CITY	62040	07/26/2002	47,500	08/04/2005	
EMC Mortgage Corporation	MADISON	GRANITE CITY	62040	11/25/1997	24,160	09/01/2005	
EMC Mortgage Corporation	MADISON	GRANITE CITY	62040	07/22/1998	39,375		10/18/2005
EMC Mortgage Corporation	MADISON	GRANITE CITY	62040	09/25/2003	30,600	07/21/2005	
EMC Mortgage Corporation	MADISON	GRANITE CITY	62040	06/29/2004	24,000	08/23/2005	
EMC Mortgage Corporation	MADISON	GRANITE CITY	62040	12/13/2001	59,400	09/21/2005	
EMC Mortgage Corporation	MADISON	HARTFORD	62048	06/20/1995	12,400	10/24/2005	
EMC Mortgage Corporation	JERSEY	JERSEYVILLE	62052	11/21/2003	79,475	07/21/2005	
EMC Mortgage Corporation	MONTGOMERY	LITCHFIELD	62056	08/25/2003	105,000	08/31/2005	
EMC Mortgage Corporation	MADISON	MARYVILLE	62062	08/26/2004	155,700	10/12/2005	
EMC Mortgage Corporation	MADISON	MORO	62067	11/19/2004	42,075	11/22/2005	
EMC Mortgage Corporation	BOND	SORENTO	62086	08/26/2004	65,000	10/21/2005	
EMC Mortgage Corporation	MACOUPIN	STAUNTON	62088	06/17/2003	51,100	07/21/2005	
EMC Mortgage Corporation	MADISON	WOOD RIVER	62095	08/20/2004	72,000		10/04/2005
EMC Mortgage Corporation	SAINT CLAIR	CENTERVILLE	62203	04/13/2004	34,000	08/01/2005	
EMC Mortgage Corporation	SAINT CLAIR	EAST SAINT LOUIS	62203	08/17/2004	39,750	07/13/2005	
EMC Mortgage Corporation	SAINT CLAIR	EAST SAINT LOUIS	62203	10/17/2003	44,000	09/28/2005	
EMC Mortgage Corporation	SAINT CLAIR	EAST ST. LOUIS	62203	12/31/1998	47,200		07/21/2005
EMC Mortgage Corporation	SAINT CLAIR	EAST SAINT LOUIS	62204	05/15/1998	42,800	08/16/2005	
EMC Mortgage Corporation	SAINT CLAIR	EAST SAINT LOUIS	62205	07/22/2004	40,000		10/13/2005
EMC Mortgage Corporation	SAINT CLAIR	EAST ST LOUIS	62205	03/06/1998	30,000	07/26/2005	
EMC Mortgage Corporation	SAINT CLAIR	CAHOKIA	62206	11/28/2000	48,500	10/31/2005	
EMC Mortgage Corporation	SAINT CLAIR	CAHOKIA	62206	12/23/2002	54,000		07/22/2005
EMC Mortgage Corporation	SAINT CLAIR	CAHOKIA	62206	10/20/2004	82,650	09/22/2005	
EMC Mortgage Corporation	SAINT CLAIR	CAHOKIA	62206	07/14/2003	48,450	10/21/2005	
EMC Mortgage Corporation	SAINT CLAIR	CAHOKIA	62206	06/24/1999	37,600		
EMC Mortgage Corporation	SAINT CLAIR	CAHOKIA	62206	07/23/2003	47,700	12/21/2005	
EMC Mortgage Corporation	SAINT CLAIR	ALORTON	62207	10/06/2000	36,000	10/20/2005	
EMC Mortgage Corporation	SAINT CLAIR	FAIRVIEW HEIGHTS	62208	08/22/2003	81,456	08/23/2005	
EMC Mortgage Corporation	SAINT CLAIR	BELLEVILLE	62220	11/12/1999	49,400		12/14/2005
EMC Mortgage Corporation	SAINT CLAIR	BELLEVILLE	62220	07/08/2005	80,000	11/23/2005	
EMC Mortgage Corporation	SAINT CLAIR	BELLEVILLE	62223	06/30/2004	76,400	09/22/2005	
EMC Mortgage Corporation	SAINT CLAIR	BELLEVILLE	62223	09/22/2004	56,800	07/26/2005	
EMC Mortgage Corporation	SAINT CLAIR	BELLEVILLE	62226	06/27/2003	67,200	07/29/2005	
EMC Mortgage Corporation	MADISON	COLLINSVILLE	62234	05/21/1999	73,400		
EMC Mortgage Corporation	MADISON	COLLINSVILLE	62234	07/22/2003	113,900		11/14/2005
EMC Mortgage Corporation	SAINT CLAIR	O'FALLON	62269	06/30/2000	102,000		08/10/2005
EMC Mortgage Corporation	CLINTON	SHATTUC	62283	07/02/2001	67,398	08/04/2005	
EMC Mortgage Corporation	MADISON	TROY	62294	09/28/2004	138,510	11/25/2005	
EMC Mortgage Corporation	MADISON	TROY	62294	02/17/2005	138,600	11/22/2005	

Statewide Foreclosures for the Second Half of 2005

Institution Name	County	City	Zip	Loan Date	Loan Amount	Filing Date	Close Date
EMC Mortgage Corporation	MONROE	WATERLOO	62298	10/03/2003	156,000		11/23/2005
EMC Mortgage Corporation	ADAMS	QUINCY	62301	03/31/2005	83,000	07/21/2005	
EMC Mortgage Corporation	FAYETTE	BROWNSTOWN	62418	10/14/2004	90,400	11/30/2005	
EMC Mortgage Corporation	CRAWFORD	ROBINSON	62454	11/30/2004	30,400	08/23/2005	
EMC Mortgage Corporation	FAYETTE	VANDALIA	62471	02/18/2004	51,300	08/01/2005	
EMC Mortgage Corporation	MACON	DECATUR	62521	05/01/2003	94,500	10/21/2005	
EMC Mortgage Corporation	MACON	DECATUR	62521	09/09/2004	33,000	09/26/2005	
EMC Mortgage Corporation	MACON	DECATUR	62521	09/24/2003	157,300		
EMC Mortgage Corporation	MACON	DECATUR	62522	10/28/1998	49,500	07/01/2005	
EMC Mortgage Corporation	CHRISTIAN	TAYLORVILLE	62568	09/29/2004	68,400		12/23/2005
EMC Mortgage Corporation	CASS	ARENZVILLE	62611	03/14/1997	15,000	10/25/2005	
EMC Mortgage Corporation	MORGAN	JACKSONVILLE	62650	04/20/2004	58,500		08/11/2005
EMC Mortgage Corporation	MORGAN	JACKSONVILLE	62650	02/19/2004	57,600		08/15/2005
EMC Mortgage Corporation	MORGAN	JACKSONVILLE	62650	09/08/2004	22,320	09/28/2005	
EMC Mortgage Corporation	MORGAN	JACKSONVILLE	62650	09/27/2004	47,277	10/21/2005	
EMC Mortgage Corporation	MORGAN	JACKSONVILLE	62650	11/24/2004	63,000	10/21/2005	
EMC Mortgage Corporation	MORGAN	MEREDOSIA	62665	01/11/2005	56,950	11/22/2005	
EMC Mortgage Corporation	MENARD	PETERSBURG	62675	05/27/1998	19,700	07/14/2005	
EMC Mortgage Corporation	SANGAMON	SPRINGFIELD	62702	01/02/2003	74,700		12/13/2005
EMC Mortgage Corporation	SANGAMON	SPRINGFIELD	62702	05/04/1998	55,600	08/29/2005	
EMC Mortgage Corporation	SANGAMON	SPRINGFIELD	62702	09/27/1995	31,600	09/22/2005	
EMC Mortgage Corporation	SANGAMON	SPRINGFIELD	62703	05/26/2000	52,566	12/09/2005	
EMC Mortgage Corporation	MARION	CENTRALIA	62801	07/26/2000	88,249		
EMC Mortgage Corporation	MARION	CENTRALIA	62801	03/22/2004	49,600		
EMC Mortgage Corporation	FRANKLIN	BENTON	62812	01/20/2000	50,900	08/01/2005	
EMC Mortgage Corporation	PERRY	DU QUOIN	62832	06/28/1999	30,600		07/14/2005
EMC Mortgage Corporation	JEFFERSON	MOUNT VERNON	62864	10/22/1998	48,960	07/20/2005	
EMC Mortgage Corporation	WHITE	SPRINGERTON	62887	04/11/2003	28,800	08/01/2005	
EMC Mortgage Corporation	ALEXANDER	CAIRO	62914	02/11/1998	41,100		
EMC Mortgage Corporation	WILLIAMSON	CARTERVILLE	62918	03/09/2004	94,000		09/27/2005
EMC Mortgage Corporation	WILLIAMSON	JOHNSON CITY	62951	08/30/2001	40,000		08/09/2005
EMC Mortgage Corporation	WILLIAMSON	MARION	62959	09/22/1998	27,600	12/14/2005	
EMC Mortgage Corporation	WILLIAMSON	MARION	62959	06/20/1998	36,200	10/25/2005	
Equity One, Inc.	Lake County	GURNEE	60031	03/10/2005	133,000	12/09/2005	
Equity One, Inc.	Cook	PALATINE	60074	01/03/2004	182,750	12/07/2005	
Equity One, Inc.	Lake County	WAUKEGAN	60085	03/03/2003	69,600	08/10/2005	
Equity One, Inc.	Lake County	WAUKEGAN	60085	10/05/2004	76,500	08/16/2005	
Equity One, Inc.	Lake County	ZION	60099	08/02/2004	219,776	11/25/2005	
Equity One, Inc.	Du Page	BARTLETT	60103	03/12/2004	62,475	09/23/2005	
Equity One, Inc.	Cook	HANOVER PAR	60103	11/17/2003	175,200	01/20/2005	09/08/2005

Statewide Foreclosures for the Second Half of 2005

Institution Name	County	City	Zip	Loan Date	Loan Amount	Filing Date	Close Date
Equity One, Inc.	Du Page	BENSENVILLE	60106	05/11/2004	106,200	08/11/2005	
Equity One, Inc.	McHenry	LAKE IN THE	60156	04/08/2004	267,300	02/23/2005	12/15/2005
Equity One, Inc.	Cook	HOFFMAN ESTATES	601952416	09/11/2002	225,000	10/26/2005	
Equity One, Inc.	Cook	BERWYN	60402	11/27/2002	191,800	12/07/2004	08/26/2005
Equity One, Inc.	Cook	LYNWOOD	60411	09/10/2004	216,000	11/25/2005	
Equity One, Inc.	Cook	SAUK VILLAGE	60411	10/06/2000	67,500	10/21/2005	
Equity One, Inc.	Cook	SAUK VILLAGE	60411	10/30/2003	90,000	08/10/2004	12/02/2005
Equity One, Inc.	Cook	SAUK VILLAGE	60414	05/12/2003	99,900	01/11/2005	09/07/2005
Equity One, Inc.	Will	CRETE	60417	10/02/2003	51,100	09/23/2005	
Equity One, Inc.	Cook	RICHTON PARK	60417	04/05/2004	39,950	07/12/2005	
Equity One, Inc.	Cook	HAZEL CREST	60429	08/25/2000	123,000	09/12/2005	
Equity One, Inc.	Will	JOLIET	60432	01/13/2003	66,725	07/27/2005	
Equity One, Inc.	Will	JOLIET	60433	06/24/2002	79,200	11/16/2004	07/27/2005
Equity One, Inc.	Will	JOLIET	60436	11/21/2003	85,000	12/22/2005	
Equity One, Inc.	Will	BOLINGBROOK	60440	04/20/2004	57,000	10/27/2005	
Equity One, Inc.	Cook	MATTESON	60443	07/16/2003	85,500	07/12/2005	03/08/2006
Equity One, Inc.	Cook	BURBANK	60459	07/30/2003	272,700	11/23/2005	
Equity One, Inc.	Cook	SOUTH HOLLAND	60473	10/25/2004	108,000	07/19/2005	02/15/2006
Equity One, Inc.	Will	STEGER	60475	07/10/2003	142,025	12/31/2004	09/07/2005
Equity One, Inc.	Cook	COUNRTY CLUB HILLS	60478	01/06/2004	76,500	07/12/2005	03/02/2006
Equity One, Inc.	Cook	COUNRTY CLUB HILLS	60478	01/13/2003	59,000	09/29/2005	
Equity One, Inc.	Will	AURORA	60505	05/13/2003	90,900	10/28/2004	08/26/2005
Equity One, Inc.	Cook	CHICAGO	60615	08/15/2003	228,000	06/22/2004	07/20/2005
Equity One, Inc.	Cook	CHICAGO	60617	08/29/2002	76,500	08/22/2003	07/12/2005
Equity One, Inc.	Cook	CHICAGO	60617	04/15/2002	89,100	07/14/2004	10/24/2005
Equity One, Inc.	Cook	Chicago	60617	10/14/2003	130,000	05/25/2004	08/31/2005
Equity One, Inc.	Cook	CHICAGO	60618	04/11/2003	212,400	07/21/2005	
Equity One, Inc.	Cook	CHICAGO	60619	01/25/2002	202,500	08/29/2003	09/20/2005
Equity One, Inc.	Cook	CHICAGO	60621	09/26/2003	103,500	01/20/2005	08/05/2005
Equity One, Inc.	Cook	CHICAGO	60621	10/31/2003	295,450	09/15/2005	
Equity One, Inc.	Cook	CHICAGO	60623	05/28/2003	180,000	01/24/2005	10/04/2005
Equity One, Inc.	Cook	CHICAGO	60628	07/18/2003	109,155	10/06/2005	
Equity One, Inc.	Cook	CHICAGO	60628	10/20/2000	105,400	08/25/2005	
Equity One, Inc.	Cook	CHICAGO	60628	10/10/2000	181,500	08/31/2005	
Equity One, Inc.	Cook	CHICAGO	60629	10/27/2003	71,250	10/18/2005	
Equity One, Inc.	Cook	CHICAGO	60629	09/26/2003	135,000	08/15/2005	
Equity One, Inc.	Cook	CHICAGO	60632	07/14/2005	216,000	12/29/2005	
Equity One, Inc.	Cook	CHICAGO	60636	10/31/2003	141,000	10/18/2005	
Equity One, Inc.	Cook	CHICAGO	60636	11/14/2003	100,000	01/27/2005	11/04/2005
Equity One, Inc.	Cook	CHICAGO	60636	04/26/2003	19,100	07/15/2005	

Statewide Foreclosures for the Second Half of 2005

Institution Name	County	City	Zip	Loan Date	Loan Amount	Filing Date	Close Date
Equity One, Inc.	Cook	CHICAGO	60637	03/25/2004	199,500	01/21/2005	10/13/2005
Equity One, Inc.	Cook	CHICAGO	60638	06/09/2003	18,000	07/20/2005	
Equity One, Inc.	Cook	CHICAGO	60639	11/15/2003	226,000	11/30/2005	
Equity One, Inc.	Cook	CHICAGO	60639	02/08/2005	226,000	12/30/2005	
Equity One, Inc.	Cook	CHICAGO	60641	01/30/2003	272,000	03/11/2005	12/05/2005
Equity One, Inc.	Cook	CHICAGO	60643	05/05/2004	158,000	11/10/2005	
Equity One, Inc.	Cook	CHICAGO	60643	12/23/2002	89,250	08/19/2004	08/04/2005
Equity One, Inc.	Cook	CHICAGO	60647	05/14/2004	286,000	10/21/2005	
Equity One, Inc.	Cook	CHICAGO	60651	07/26/2003	237,500	09/21/2004	09/07/2005
Equity One, Inc.	Cook	CHICAGO	60651	12/07/2004	284,200	09/27/2005	
Equity One, Inc.	Cook	CHICAGO	60660	12/05/2001	112,000	07/21/2004	07/08/2005
Equity One, Inc.	Cook	CHICAGO	60660	12/24/2002	115,900	11/17/2004	08/05/2005
Equity One, Inc.	Cook	CICERO	60804	12/16/2004	262,000	08/25/2005	
Equity One, Inc.	Kankakee	KANKAKEE	60901	09/26/2003	27,000	07/19/2005	
Equity One, Inc.	Kankakee	KANKAKEE	60901	02/06/2003	287,300	07/27/2005	03/23/2006
Equity One, Inc.	White Side	ROCK FALLS	61071	03/08/2004	84,800	07/05/2005	
Equity One, Inc.	DeKalb	MILAN	61264	05/23/2002	78,500	04/22/2005	12/09/2005
Equity One, Inc.	Lee County	REYNOLDS	61279	01/12/2002	106,250	01/07/2005	09/01/2005
Equity One, Inc.	Livingston	LONG POINT	61333	02/27/2001	109,000	09/08/2005	
Equity One, Inc.	Peoria	PEORIA	61603	04/22/2003	61,700	12/22/2004	08/26/2005
Equity One, Inc.	Peoria	PEORIA HEIG	61614	08/31/2001	222,000	11/10/2005	
Equity One, Inc.	Coles	MATTOON	61938	01/24/2000	118,500	08/18/2005	
Equity One, Inc.	Madison	GRANITE CITY	62040	07/25/2002	87,150	10/18/2004	08/10/2005
Equity One, Inc.	Madison	HARTFORD	62048	06/25/2003	97,500	07/15/2005	
Equity One, Inc.	Macoupin	WILSONVILLE	62093	12/16/2002	80,500	09/15/2005	
Equity One, Inc.	St.Clair	EAST ST LOU	62203	08/18/2003	145,000	12/07/2005	
Equity One, Inc.	St.Clair	BELLEVILLE	62223	10/11/2002	48,450	09/30/2005	
Equity One, Inc.	Perry	PINCKNEYVILLE	62274	08/30/2002	38,500	10/15/2004	07/11/2005
Equity One, Inc.	Randolph	SPARTA	62286	10/25/2000	34,400	02/18/2005	10/27/2005
Equity One, Inc.	Macon	DECATUR	62522	08/24/2000	149,000	12/29/2005	
Equity One, Inc.	Marion	CENTRALIA	62801	01/09/2002	105,300	12/28/2005	
Equity One, Inc.	Franklyn	BENTON	62812	08/19/2002	262,400	07/29/2005	
Equity One, Inc.	Union	DONGOLA	62926	08/01/2003	140,400	07/21/2005	
Fairview State Banking Company	Knox	Yates City	61572	10/28/2003	20,000	10/26/2005	
Farmer City State Bank	DeWitt	Farmer City	61842	11/29/1999	67,320	02/23/2005	09/26/2005
Farmers State Bank & Trust Co	Brown	Versailles	62378	03/01/2001	70,000	09/12/2005	
Farmers State Bank of Hoffman	Marion	Centralia	62801	11/21/1994	16,431	07/08/2005	
Farmers State Bank of Hoffman	Marion	Centralia	62801	05/08/2001	15,171	07/08/2005	
Farmers State Bank of Western Illinois	MERCER	ALEDO	61231	04/27/1999	24,500	05/23/2005	07/09/2005
Farmers State Bank of Western Illinois	KNOX	GALESBURG	61401	01/15/2002	42,000	10/07/2005	

Statewide Foreclosures for the Second Half of 2005

Institution Name	County	City	Zip	Loan Date	Loan Amount	Filing Date	Close Date
Farmers State Bank of Western Illinois	WARREN	ALEXIS	61412	08/03/1993	28,900	03/21/2005	07/12/2005
Farmers State Bank of Western Illinois	WARREN	ALEXIS	61412	09/03/2004	12,450	03/21/2005	07/12/2005
Fifth Third Mortgage Company	Cook	ROLLING MEADOWS	60008	06/26/1992	52,650	10/20/2005	
Fifth Third Mortgage Company	MCHENRY	CRYSTAL LAKE	60014	03/31/1999	107,920	04/05/2004	10/12/2005
Fifth Third Mortgage Company	Lake	GRAYSLAKE	60030	08/21/1996	145,500	07/27/2005	
Fifth Third Mortgage Company	McHenry	ISLAND LAKE	60042	11/25/1998	128,037	10/04/2005	
Fifth Third Mortgage Company	Lake	LAKE VILLA	60046	03/24/2000	53,000	07/27/2005	
Fifth Third Mortgage Company	McHenry	MCHENRY	60050	08/25/1987	75,000	10/06/2005	
Fifth Third Mortgage Company	Cook	NORTHBROOK	60062	11/03/1998	181,000	12/29/2005	
Fifth Third Mortgage Company	Lake	ROUND LAKE HEIGHTS	60073	10/17/2003	123,900	12/27/2005	
Fifth Third Mortgage Company	COOK	PALATINE	60074	09/28/2000	76,550	12/07/2004	11/16/2005
Fifth Third Mortgage Company	Cook	SKOKIE	60076	01/21/2004	217,000	09/28/2005	
Fifth Third Mortgage Company	McHenry	SPRING GROVE	60081	07/26/2002	47,000	11/29/2005	
Fifth Third Mortgage Company	Lake	ZION	60099	11/27/2002	145,000	08/25/2005	
Fifth Third Mortgage Company	Cook	BELLWOOD	60104	05/05/2000	115,000	10/26/2005	
Fifth Third Mortgage Company	Kane	SLEEPY HOLLOW	60118	09/15/1984	69,200	08/26/2005	
Fifth Third Mortgage Company	Kane	ELGIN	60120	02/23/1984	41,400	08/26/2005	
Fifth Third Mortgage Company	Kane	ELGIN	60120	04/30/1999	90,568	08/30/2005	
Fifth Third Mortgage Company	Kane	ELGIN	60120	02/27/2001	93,633	10/24/2005	
Fifth Third Mortgage Company	Kane	ELGIN	60123	01/31/2001	123,500	11/29/2005	
Fifth Third Mortgage Company	Kane	GENEVA	60134	12/30/1998	104,900	08/26/2005	
Fifth Third Mortgage Company	Du Page	GLENDALE HEIGHTS	60139	11/09/1994	35,600	10/19/2005	
Fifth Third Mortgage Company	Cook	MELROSE PARK	60160	03/08/1999	191,250	09/28/2005	
Fifth Third Mortgage Company	Du Page	ROSELLE	60172	06/17/1998	80,000	12/22/2005	
Fifth Third Mortgage Company	Kane	ST CHARLES	60174	09/15/1999	96,000	08/30/2005	
Fifth Third Mortgage Company	Kane	ST CHARLES	60175	03/18/2002	111,000	09/28/2005	
Fifth Third Mortgage Company	Cook	SCHILLER PARK	60176	09/10/1998	108,750	09/28/2005	
Fifth Third Mortgage Company	Du Page	CAROL STREAM	60188	08/30/1996	150,300	10/26/2005	
Fifth Third Mortgage Company	Cook	BLUE ISLAND	60406	08/13/2004	135,000	09/06/2005	
Fifth Third Mortgage Company	Cook	CHICAGO HEIGHTS	60411	02/05/1998	93,750	09/13/2005	
Fifth Third Mortgage Company	Cook	SO CHICAGO HEIGHTS	60416	10/29/2003	84,000	08/09/2005	
Fifth Third Mortgage Company	La Salle	FRANKFORT	60423	10/23/2000	82,800	12/28/2005	
Fifth Third Mortgage Company	COOK	MARKHAM	60426	02/26/1999	73,926	08/05/2005	12/21/2005
Fifth Third Mortgage Company	Cook	HAZEL CREST	60429	07/23/1993	133,000	09/20/2005	
Fifth Third Mortgage Company	Will	JOLIET	60432	08/28/1995	42,300	09/30/2005	
Fifth Third Mortgage Company	Will	CREST HILL	60435	07/28/1995	70,400	07/15/2005	
Fifth Third Mortgage Company	Will	JOLIET	60435	02/03/1999	105,000	11/28/2005	
Fifth Third Mortgage Company	Cook	LANSING	60438	09/27/1999	162,000	07/26/2005	
Fifth Third Mortgage Company	Cook	LEMONT	60439	02/27/1998	200,000	10/13/2005	
Fifth Third Mortgage Company	Will	LOCKPORT	60441	05/15/1996	110,000	07/07/2005	

Statewide Foreclosures for the Second Half of 2005

Institution Name	County	City	Zip	Loan Date	Loan Amount	Filing Date	Close Date
Fifth Third Mortgage Company	Will	LOCKPORT	60441	10/12/1995	55,000	08/25/2005	
Fifth Third Mortgage Company	Will	MANHATTAN	60442	08/29/1997	128,800	11/28/2005	
Fifth Third Mortgage Company	Will	MOKENA	60448	07/09/1999	86,350	12/28/2005	
Fifth Third Mortgage Company	Will	NEW LENOX	60451	03/01/2004	135,500	09/29/2005	
Fifth Third Mortgage Company	Cook	OAK FOREST	60452	10/30/2002	175,595	09/29/2005	
Fifth Third Mortgage Company	Cook	OAK LAWN	60453	03/15/1991	116,000	09/28/2005	
Fifth Third Mortgage Company	Cook	HICKORY HILLS	60457	03/02/1999	105,000	11/01/2005	
Fifth Third Mortgage Company	Cook	PARK FOREST	60466	07/26/2004	64,500	12/27/2005	
Fifth Third Mortgage Company	Cook	ROBBINS	60472	02/03/1998	23,250	07/26/2005	
Fifth Third Mortgage Company	Cook	SOUTH HOLLAND	60473	10/26/1993	77,400	09/08/2005	
Fifth Third Mortgage Company	Cook	TINLEY PARK	60477	03/23/2001	144,637	11/29/2005	
Fifth Third Mortgage Company	Cook	COUNTRY CLUB HILLS	60478	10/31/1997	80,000	09/28/2005	
Fifth Third Mortgage Company	Kane	AURORA	60506	11/18/1993	150,100	07/13/2005	
Fifth Third Mortgage Company	Kane	AURORA	60506	12/29/2003	131,400	10/24/2005	
Fifth Third Mortgage Company	Kane	AURORA	60506	07/12/1999	66,150	11/28/2005	
Fifth Third Mortgage Company	Cook	BROOKFIELD	60513	03/30/2001	157,375	08/26/2005	
Fifth Third Mortgage Company	KENDALL	MONTGOMERY	60538	11/24/1998	134,867	10/31/2002	11/14/2005
Fifth Third Mortgage Company	Kane	NORTH AURORA	60542	04/02/2001	116,250	09/28/2005	
Fifth Third Mortgage Company	Kendall	OSWEGO	60543	08/29/1995	120,400	08/25/2005	
Fifth Third Mortgage Company	Will	PLAINFIELD	60544	09/13/2000	114,520	11/29/2005	
Fifth Third Mortgage Company	Kendall	YORKVILLE	60560	04/29/1998	118,800	12/28/2005	
Fifth Third Mortgage Company	Will	NAPERVILLE	60564	03/24/1998	244,500	09/12/2005	
Fifth Third Mortgage Company	Cook	CHICAGO	60616	10/08/1986	88,000	07/27/2005	
Fifth Third Mortgage Company	Cook	CHICAGO	60617	01/22/1999	130,948	08/26/2005	
Fifth Third Mortgage Company	Cook	CHICAGO	60617	04/04/1997	52,155	11/29/2005	
Fifth Third Mortgage Company	COOK	CHICAGO	60628	07/28/2000	76,370	10/03/2001	08/26/2005
Fifth Third Mortgage Company	Cook	CHICAGO	60644	01/01/2005	104,000	10/27/2005	
Fifth Third Mortgage Company	Cook	CHICAGO	60647	02/16/1990	187,500	07/27/2005	
Fifth Third Mortgage Company	Cook	CHICAGO	60647	04/18/2002	110,000	09/19/2005	
Fifth Third Mortgage Company	Cook	CHICAGO	60647	03/31/1998	84,000	09/28/2005	
Fifth Third Mortgage Company	Cook	CHICAGO	60649	01/26/1989	56,250	07/14/2005	
Fifth Third Mortgage Company	Cook	CHICAGO	60655	07/26/1999	80,000	07/26/2005	
Fifth Third Mortgage Company	Cook	CHICAGO	60655	12/17/1993	83,000	10/26/2005	
Fifth Third Mortgage Company	COOK	ALSIP	60803	03/23/2000	59,550	03/08/2002	09/02/2005
Fifth Third Mortgage Company	Kankakee	BOURBONNAIS	60914	05/28/1993	71,000	10/13/2005	
Fifth Third Mortgage Company	IROQUOIS	MARTINTON	60951	09/30/2002	73,600	11/29/2004	07/19/2005
Fifth Third Mortgage Company	STEPHENSON	FREEPORT	61032	09/10/1992	39,500	05/28/2004	08/16/2005
Fifth Third Mortgage Company	Stephenson	FREEPORT	61032	11/25/1998	81,460	08/25/2005	
Fifth Third Mortgage Company	STEPHENSON	GERMAN VALLEY	61039	04/30/2003	77,500	11/29/2004	07/12/2005
Fifth Third Mortgage Company	OGLE	MT MORRIS	61054	10/25/1996	67,200	02/14/2005	09/23/2005

Statewide Foreclosures for the Second Half of 2005

Institution Name	County	City	Zip	Loan Date	Loan Amount	Filing Date	Close Date
Fifth Third Mortgage Company	Carroll	SHANNON	61078	03/26/2001	62,980	09/29/2005	
Fifth Third Mortgage Company	Whiteside	STERLING	61081	12/06/2002	45,000	12/21/2005	
Fifth Third Mortgage Company	ROCK ISLAND	ROCK ISLAND	61201	03/06/1995	12,400	01/31/2005	10/21/2005
Fifth Third Mortgage Company	Henry	COLONA	61241	09/11/2000	63,000	12/21/2005	
Fifth Third Mortgage Company	Rock Island	EAST MOLINE	61244	02/25/1999	70,400	12/16/2005	
Fifth Third Mortgage Company	Rock Island	MOLINE	61265	03/22/1999	88,300	08/25/2005	
Fifth Third Mortgage Company	Rock Island	MOLINE	61265	05/22/1997	42,750	10/19/2005	
Fifth Third Mortgage Company	Rock Island	MOLINE	61265	02/28/1994	38,000	11/29/2005	
Fifth Third Mortgage Company	Rock Island	MOLINE	61265	08/15/1996	48,600	12/29/2005	
Fifth Third Mortgage Company	Rock Island	SILVIS	61282	03/25/1998	56,100	10/13/2005	
Fifth Third Mortgage Company	La Salle	MARSEILLES	61341	01/11/1999	53,000	10/25/2005	
Fifth Third Mortgage Company	La Salle	MARSEILLES	61341	07/28/1997	170,300	12/21/2005	
Fifth Third Mortgage Company	Knox	GALESBURG	61401	04/28/1993	30,000	09/09/2005	
Fifth Third Mortgage Company	Knox	KNOXVILLE	61448	09/01/2003	82,400	08/29/2005	
Fifth Third Mortgage Company	Knox	KNOXVILLE	61448	12/29/1997	45,600	12/21/2005	
Fifth Third Mortgage Company	TAZEWELL	PEKIN	61544	02/19/1997	27,150	02/28/2005	09/20/2005
Fifth Third Mortgage Company	Peoria	PEORIA	61603	03/20/1997	29,100	09/28/2005	
Fifth Third Mortgage Company	Peoria	PEORIA	61604	07/18/1997	33,950	09/29/2005	
Fifth Third Mortgage Company	Peoria	PEORIA	61604	10/31/1995	36,200	12/22/2005	
Fifth Third Mortgage Company	TAZEWELL	CREVE COEUR	61610	06/29/1995	35,600	12/28/2004	08/15/2005
Fifth Third Mortgage Company	De Witt	CLINTON	61727	05/30/1996	47,400	11/28/2005	
Fifth Third Mortgage Company	Coles	MATTOON	61938	03/17/2003	82,000	12/21/2005	
Fifth Third Mortgage Company	Madison	EAST ALTON	62024	03/15/2000	137,600	12/22/2005	
Fifth Third Mortgage Company	Madison	EAST ALTON	62024	02/23/2001	49,126	12/29/2005	
Fifth Third Mortgage Company	ST. CLAIR	E ST LOUIS	62204	01/31/2001	49,126	12/07/2004	09/13/2005
Fifth Third Mortgage Company	ST. CLAIR	CAHOKIA	62206	05/23/2001	52,526	02/03/2005	09/27/2005
Fifth Third Mortgage Company	St. Clair	CAHOKIA	62206	03/30/2001	26,993	09/29/2005	
Fifth Third Mortgage Company	St. Clair	BELLEVILLE	62220	10/16/1998	96,677	12/27/2005	
Fifth Third Mortgage Company	St. Clair	BELLEVILLE	62226	12/22/2000	54,915	09/29/2005	
Fifth Third Mortgage Company	Madison	COLLINSVILLE	62234	01/08/2001	52,000	09/30/2005	
Fifth Third Mortgage Company	Madison	COLLINSVILLE	62234	05/26/1999	87,730	10/24/2005	
Fifth Third Mortgage Company	Perry	PINCKNEYVILLE	62274	04/23/1999	38,000	12/27/2005	
Fifth Third Mortgage Company	EFFINGHAM	EFFINGHAM	62401	07/31/2001	68,500	12/22/2004	07/29/2005
Fifth Third Mortgage Company	Wabash	ALLENDALE	62410	02/02/1995	47,700	08/02/2005	
Fifth Third Mortgage Company	Lawrence	LAWRENCEVILLE	62439	05/22/1996	28,130	08/08/2005	
Fifth Third Mortgage Company	Effingham	MASON	62443	02/04/2002	44,000	09/28/2005	
Fifth Third Mortgage Company	Crawford	ROBINSON	62454	11/25/2003	76,500	07/27/2005	
Fifth Third Mortgage Company	Fayette	VANDALIA	62471	01/07/2000	20,000	12/27/2005	
Fifth Third Mortgage Company	Clark	WESTFIELD	62474	10/29/2003	79,300	08/26/2005	
Fifth Third Mortgage Company	CLINTON	CENTRALIA	62801	04/10/2000	47,409	02/25/2005	11/02/2005

Statewide Foreclosures for the Second Half of 2005

Institution Name	County	City	Zip	Loan Date	Loan Amount	Filing Date	Close Date
Fifth Third Mortgage Company	Perry	DU QUOIN	62832	04/13/1993	44,071	09/08/2005	
Fifth Third Mortgage Company	Wabash	MT CARMEL	62863	05/30/2002	54,000	07/26/2005	
Fifth Third Mortgage Company	JEFFERSON	MT VERNON	62864	08/06/2001	71,000	11/29/2004	08/24/2005
Fifth Third Mortgage Company	Gallatin	NEW HAVEN	62867	05/23/2003	27,500	09/28/2005	
Fifth Third Mortgage Company	Franklin	THOMPSONVILLE	62890	07/21/2004	77,500	08/26/2005	
Fifth Third Mortgage Company	Franklin	ROYALTON	62938	01/23/1997	30,000	08/09/2005	
Fifth Third Mortgage Company	Saline	HARRISBURG	62946	04/29/2003	68,000	11/28/2005	
Fifth Third Mortgage Company	Williamson	MARION	62959	07/11/1997	37,500	10/26/2005	
Fifth Third Mortgage Company	Williamson	MARION	62959	07/24/1992	90,000	11/02/2005	
Fifth Third Mortgage Company	Johnson	OZARK	62972	06/15/2001	72,000	03/23/2005	12/08/2005
First Bank & Trust, S.B.	Vermilion	Tilton	61833	10/28/1998	36,000	10/13/2005	
First Bank & Trust, S.B.	Edgar	Paris	61944	05/26/1999	28,500	04/11/2005	11/16/2005
First Bank & Trust, S.B.	Edgar	Paris	61944	05/30/1997	52,800	09/01/2005	
First Bank & Trust, S.B.	Edgar	Paris	61944	12/10/1996	31,000	11/29/2005	
First Bank & Trust, S.B.	Edgar	Paris	61944	02/28/1996	38,950	09/21/2005	
First Bank & Trust, S.B.	Edgar	Paris	61944	07/12/1992	42,400	09/22/2005	
First Bank & Trust, S.B.	Clark	Marshall	62441	01/11/1999	55,600	04/20/2005	11/30/2005
First Bank & Trust, S.B.	Clark	Marshall	62441	01/11/1999	6,950	04/20/2005	11/30/2005
First Collinsville Bank	Madison	Highland	62249	10/29/2004	229,917	09/01/2005	
First County Bank	Clinton	Trenton	62293	06/16/2003	84,000	08/24/2005	
First County Bank	Clinton	Trenton	62293	11/19/2002	13,604	08/24/2005	
First Midwest Bank	McHenry	McHenry	60050	07/21/2001	24,948	12/15/2005	
First Midwest Bank	Lake	Waukegan	60085	10/23/2001	14,021	10/20/2005	
First Midwest Bank	Cook	Blue Island	60406	09/28/2004	7,442	10/24/2005	
First Midwest Bank	Will	Joliet	60432	06/19/2002	7,436	08/15/2005	
First Midwest Bank	Will	Plainfield	60544	08/28/2003	61,935	09/20/2005	
First Midwest Bank	Cook	Chicago	60636	01/14/2004	19,165	09/30/2005	
First Midwest Bank	Cook	Chicago	60638	10/04/1995	33,581	08/15/2005	
First Midwest Bank	LaSalle	Streator	61364	04/30/1996	24,553	09/15/2005	
First Midwest Bank	Knox	Galesburg	61401	11/18/1993	15,665	08/24/2005	
First Midwest Bank	Knox	Galesburg	61401	09/02/1998	8,000	09/14/2005	
First Midwest Bank	Knox	Galesburg	61401	08/30/2001	28,431		09/30/2005
First Midwest Bank	Knox	Knoxville	61448	07/23/2002	16,907	10/11/2005	
First Midwest Bank	Vermilion	Danville	61832	07/16/2002	13,085	08/12/2005	
First Midwest Bank	Vermilion	Danville	61832	05/02/2003	57,534		12/30/2005
First Midwest Bank	Vermilion	Danville	61832	10/27/2003	17,383		12/30/2005
First Savings Bank	Vermilion	Catlin	61817	06/16/2003	166,868	09/22/2005	
First Savings Bank	Vermilion	Tilton	61833	12/14/2001	37,935	06/02/2006	11/10/2005
First State Bank	Douglas	Atwood	61913	07/25/2002	56,121	11/30/2004	08/05/2005
First State Bank	Saline	Eldorado	62930	05/19/2000	29,732	10/27/2005	

Statewide Foreclosures for the Second Half of 2005

Institution Name	County	City	Zip	Loan Date	Loan Amount	Filing Date	Close Date
First State Bank of Beardstown	Cass	Chandlerville	62627	06/10/2003	47,072	12/01/2004	09/30/2005
First State Bank of Bloomington	McLean	McLean	61754	12/13/2004	81,982	11/08/2004	08/03/2005
First State Bank of Red Bud	Randolph	Red Bud	62278	07/08/2004	60,000	08/31/2005	
Flora Bank & Trust	Clay	Flora	62839	10/01/2002	17,121	09/01/2005	
Flora Bank & Trust	Clay	Flora	62839	09/01/2003	38,205	11/01/2005	
Flora Bank & Trust	Wayne	Wayne City	62895	07/01/2000	4,914	11/01/2005	
Flora Bank & Trust	Clay	Louisville	62899	06/08/2000	23,941		10/01/2005
Fremont Investment & Loan	COOK	GLENVIEW	60025	02/28/2005	704,250	09/22/2005	
Fremont Investment & Loan	COOK	GLENVIEW	60025	08/11/2005	520,000	12/28/2005	
Fremont Investment & Loan	LAKE	LAKE FOREST	60045	05/14/2004	453,000	08/17/2005	
Fremont Investment & Loan	LAKE	LAKE VILLA	60046	06/13/2003	202,500	10/14/2005	
Fremont Investment & Loan	COOK	SKOKIE	60077	08/31/2004	266,000	12/15/2005	
Fremont Investment & Loan	COOK	BELLWOOD	60104	11/18/2004	137,700	08/23/2005	
Fremont Investment & Loan	KANE	ELGIN	60120	02/03/2004	148,800	08/03/2005	
Fremont Investment & Loan	MCHENRY	GENOA	60135	02/04/2005	273,947	10/26/2005	
Fremont Investment & Loan	DUPAGE	LOMBARD	60148	03/25/2005	240,000	09/01/2005	
Fremont Investment & Loan	COOK	MAYWOOD	60153	12/23/2004	152,100	09/09/2005	
Fremont Investment & Loan	COOK	BERKELEY	60163	06/15/2005	198,000	10/25/2005	
Fremont Investment & Loan	COOK	MELROSE PARK	60164	02/13/2004	141,000	07/21/2005	
Fremont Investment & Loan	KANE	SAINT CHARLES	60175	04/30/2004	428,000	08/27/2005	
Fremont Investment & Loan	COOK	CALUMET CITY	60409	03/11/2005	156,800	08/30/2005	
Fremont Investment & Loan	WILL	CHANNAHON	60410	11/09/2004	170,910	10/07/2005	
Fremont Investment & Loan	COOK	SAUK VILLAGE	60411	02/11/2005	99,900	07/20/2005	
Fremont Investment & Loan	COOK	DOLTON	60419	07/07/2004	127,800	08/15/2005	
Fremont Investment & Loan	COOK	DOLTON	60419	06/03/2005	123,600	12/13/2005	
Fremont Investment & Loan	COOK	FLOSSMOOR	60422	05/07/2004	145,000	10/31/2005	
Fremont Investment & Loan	COOK	GLENWOOD	60425	11/29/2004	130,500	09/22/2005	
Fremont Investment & Loan	COOK	HARVEY	60426	02/25/2004	96,000	07/20/2005	
Fremont Investment & Loan	COOK	HARVEY	60426	08/30/2004	80,800	12/07/2005	
Fremont Investment & Loan	COOK	HARVEY	60426	02/25/2004	96,000	07/20/2005	11/30/2005
Fremont Investment & Loan	COOK	MARKHAM	60426	08/05/2003	84,000	11/30/2004	10/14/2005
Fremont Investment & Loan	WILL	BOLINGBROOK	60440	02/14/2005	144,900	11/29/2005	
Fremont Investment & Loan	WILL	LOCKPORT	60441	08/31/2004	90,000	07/14/2005	
Fremont Investment & Loan	COOK	BURBANK	60459	07/26/2004	152,100	12/19/2005	
Fremont Investment & Loan	COOK	PALOS HEIGHTS	60463	03/04/2005	288,000	07/19/2005	
Fremont Investment & Loan	COOK	PARK FOREST	60466	06/20/2005	128,775	10/19/2005	
Fremont Investment & Loan	COOK	PARK FOREST	60466	06/15/2005	146,880	10/24/2005	
Fremont Investment & Loan	COOK	PARK FOREST	60466	05/31/2005	116,000	12/23/2005	
Fremont Investment & Loan	COOK	SOUTH HOLLAND	60473	11/23/2004	164,000	07/14/2005	
Fremont Investment & Loan	COOK	SOUTH HOLLAND	60473	08/13/2004	175,000	09/13/2005	

Statewide Foreclosures for the Second Half of 2005

Institution Name	County	City	Zip	Loan Date	Loan Amount	Filing Date	Close Date
Fremont Investment & Loan	COOK	HOMEWOOD	60475	06/24/2004	64,400	12/03/2005	
Fremont Investment & Loan	COOK	STEGER	60475	08/23/2004	96,000	07/14/2005	
Fremont Investment & Loan	COOK	STEGER	60475	02/12/2004	400,000	12/08/2004	09/19/2005
Fremont Investment & Loan	COOK	COUNTRY CLUB HILLS	60478	02/04/2004	84,000	08/19/2005	
Fremont Investment & Loan	COOK	COUNTRY CLUB HILLS	60478	11/17/2004	117,600	12/31/2005	
Fremont Investment & Loan	WILL	WILMINGTON	60481	02/04/2005	193,500	07/14/2005	
Fremont Investment & Loan	KANE	AURORA	60504	05/28/2003	199,800	12/23/2005	
Fremont Investment & Loan	KANE	AURORA	60505	05/25/2005	120,000	11/29/2005	
Fremont Investment & Loan	KANE	AURORA	60506	11/21/2003	166,250	12/28/2005	
Fremont Investment & Loan	DUPAGE	DOWNERS GROVE	60515	11/04/2004	279,920	09/21/2005	
Fremont Investment & Loan	DUPAGE	NAPERVILLE	60564	05/17/2005	749,700	09/29/2005	
Fremont Investment & Loan	COOK	CHICAGO	60607	11/17/2004	500,000	10/20/2005	
Fremont Investment & Loan	COOK	CHICAGO	60609	02/25/2005	184,500	08/10/2005	
Fremont Investment & Loan	COOK	CHICAGO	60609	11/12/2004	160,000	08/24/2005	
Fremont Investment & Loan	COOK	CHICAGO	60609	08/15/2003	85,600	08/30/2005	
Fremont Investment & Loan	COOK	CHICAGO	60609	05/31/2005	215,200	10/10/2005	
Fremont Investment & Loan	COOK	CHICAGO	60611	08/22/2003	125,250	07/12/2005	
Fremont Investment & Loan	COOK	CHICAGO	60612	06/29/2005	209,600	12/08/2005	
Fremont Investment & Loan	COOK	CHICAGO	60617	11/01/2004	193,500	07/25/2005	
Fremont Investment & Loan	COOK	CHICAGO	60617	06/15/2004	100,800	10/31/2005	
Fremont Investment & Loan	COOK	CHICAGO	60617	02/22/2005	102,600	12/20/2005	
Fremont Investment & Loan	COOK	CHICAGO	60619	08/19/2004	82,800	07/22/2005	
Fremont Investment & Loan	COOK	CHICAGO	60619	03/16/2005	116,250	08/30/2005	
Fremont Investment & Loan	COOK	CHICAGO	60619	07/28/2004	166,500	11/22/2005	
Fremont Investment & Loan	COOK	CHICAGO	60620	05/07/2004	180,000	08/19/2005	
Fremont Investment & Loan	COOK	CHICAGO	60620	11/29/2004	130,500	09/22/2005	
Fremont Investment & Loan	COOK	CHICAGO	60620	06/09/2005	202,500	12/12/2005	
Fremont Investment & Loan	COOK	CHICAGO	60621	02/11/2005	168,000	08/18/2005	
Fremont Investment & Loan	COOK	CHICAGO	60622	03/14/2005	162,000	10/21/2005	
Fremont Investment & Loan	COOK	CHICAGO	60623	03/22/2005	180,000	07/25/2005	
Fremont Investment & Loan	COOK	CHICAGO	60623	08/19/2004	224,000	10/25/2005	
Fremont Investment & Loan	COOK	CHICAGO	60624	11/29/2004	118,000	09/09/2005	
Fremont Investment & Loan	COOK	CHICAGO	60624	06/25/2004	192,000	10/26/2005	
Fremont Investment & Loan	COOK	RIVERDALE	60627	08/28/2003	101,000	10/31/2005	
Fremont Investment & Loan	COOK	CHICAGO	60628	11/12/2004	117,000	08/17/2005	
Fremont Investment & Loan	COOK	CHICAGO	60628	02/15/2005	166,500	08/23/2005	
Fremont Investment & Loan	COOK	CHICAGO	60628	03/17/2005	128,000	08/24/2005	
Fremont Investment & Loan	COOK	CHICAGO	60628	04/12/2005	116,450	08/24/2005	
Fremont Investment & Loan	COOK	CHICAGO	60628	05/20/2005	123,200	11/21/2005	
Fremont Investment & Loan	COOK	CHICAGO	60629	07/29/2005	244,000	12/23/2005	

Statewide Foreclosures for the Second Half of 2005

Institution Name	County	City	Zip	Loan Date	Loan Amount	Filing Date	Close Date
Fremont Investment & Loan	COOK	CHICAGO	60634	01/04/2005	261,000	07/07/2005	
Fremont Investment & Loan	COOK	CHICAGO	60634	11/30/2004	349,000	09/30/2005	
Fremont Investment & Loan	COOK	CHICAGO	60636	08/26/2004	91,800	07/14/2005	
Fremont Investment & Loan	COOK	CHICAGO	60636	08/26/2004	123,210	08/15/2005	
Fremont Investment & Loan	COOK	CHICAGO	60636	04/19/2005	216,000	08/24/2005	
Fremont Investment & Loan	COOK	CHICAGO	60636	04/01/2005	110,500	08/30/2005	
Fremont Investment & Loan	COOK	CHICAGO	60636	04/12/2005	124,000	09/02/2005	
Fremont Investment & Loan	COOK	CHICAGO	60636	07/13/2005	192,000	12/07/2005	
Fremont Investment & Loan	COOK	CHICAGO	60636	06/21/2005	120,000	12/30/2005	
Fremont Investment & Loan	COOK	CHICAGO	60636	05/27/2005	120,000	12/30/2005	
Fremont Investment & Loan	Cook	Chicago	60637	03/19/2004	175,500	11/03/2004	08/08/2005
Fremont Investment & Loan	COOK	CHICAGO	60637	03/19/2004	175,500	11/03/2004	08/08/2005
Fremont Investment & Loan	COOK	CHICAGO	60637	02/19/2004	203,000	12/22/2004	11/18/2005
Fremont Investment & Loan	COOK	CHICAGO	60643	01/27/2005	146,700	07/14/2005	
Fremont Investment & Loan	COOK	CHICAGO	60643	11/12/2003	137,700	10/25/2005	
Fremont Investment & Loan	COOK	CHICAGO	60643	05/31/2005	126,000	11/18/2005	
Fremont Investment & Loan	COOK	CHICAGO	60643	08/20/2003	327,250	12/15/2005	
Fremont Investment & Loan	COOK	CHICAGO	60643	10/30/2003	104,000	03/01/2005	08/08/2005
Fremont Investment & Loan	COOK	CHICAGO	60644	03/31/2005	124,000	08/02/2005	
Fremont Investment & Loan	COOK	CHICAGO	60644	04/27/2005	104,000	09/02/2005	
Fremont Investment & Loan	COOK	CHICAGO	60649	08/27/2004	150,000	07/18/2005	
Fremont Investment & Loan	COOK	CHICAGO	60651	04/27/2005	256,500	08/17/2005	
Fremont Investment & Loan	COOK	CHICAGO	60651	05/05/2003	108,800	11/03/2005	
Fremont Investment & Loan	COOK	CHICAGO	60651	11/07/2003	228,000	12/21/2005	
Fremont Investment & Loan	COOK	CHICAGO	60651	08/12/2005	119,999	12/27/2005	
Fremont Investment & Loan	COOK	CHICAGO	60651	11/24/2004	333,000	12/30/2005	
Fremont Investment & Loan	COOK	CHICAGO	60651	02/06/2004	166,500	12/21/2004	11/03/2005
Fremont Investment & Loan	COOK	CHICAGO	60652	02/26/2004	157,600	08/15/2005	
Fremont Investment & Loan	COOK	CHICAGO	60652	05/27/2003	144,900	09/22/2004	10/17/2005
Fremont Investment & Loan	COOK	CHICAGO	60653	06/29/2005	130,320	12/28/2005	
Fremont Investment & Loan	COOK	CICERO	60804	12/20/2004	204,000	12/14/2005	
Fremont Investment & Loan	COOK	CALUMET PARK	60827	11/10/2004	103,615	12/07/2005	
Fremont Investment & Loan	KANKAKEE	KANKAKEE	60901	04/01/2005	68,000	08/22/2005	
Fremont Investment & Loan	KANKAKEE	KANKAKEE	60901	03/31/2005	51,850	09/06/2005	
Fremont Investment & Loan	JO DAVIESS	APPLE RIVER	61001	08/18/2003	113,000	12/14/2005	
Fremont Investment & Loan	BOONE	BELVIDERE	61008	12/06/2004	116,190	08/30/2005	
Fremont Investment & Loan	BOONE	BELVIDERE	61008	02/24/2005	216,000	09/30/2005	
Fremont Investment & Loan	BOONE	BELVIDERE	61008	08/24/2005	142,400	12/16/2005	
Fremont Investment & Loan	STEPHENSON	FREEMPORT	61032	04/15/2005	50,400	09/06/2005	
Fremont Investment & Loan	WINNEBAGO	ROCKFORD	61102	02/24/2004	141,300	12/21/2005	

Statewide Foreclosures for the Second Half of 2005

Institution Name	County	City	Zip	Loan Date	Loan Amount	Filing Date	Close Date
Fremont Investment & Loan	WINNEBAGO	ROCKFORD	61104	04/15/2005	59,120	08/19/2005	
Fremont Investment & Loan	WINNEBAGO	ROCKFORD	61107	02/02/2005	60,000	09/28/2005	
Fremont Investment & Loan	WINNEBAGO	LOVES PARK	61111	08/04/2004	69,750	11/16/2005	
Fremont Investment & Loan	TAZEWELL	PEKIN	61554	05/14/2003	67,200	12/07/2005	
Fremont Investment & Loan	MCLEAN	BLOOMINGTON	61704	12/17/2003	133,600	10/25/2005	
Fremont Investment & Loan	SAINT CLAIR	WASHINGTON PARK	62204	05/30/2003	69,000	07/23/2004	07/07/2005
Fremont Investment & Loan	SAINT CLAIR	BELLEVILLE	62226	08/06/2004	104,000	07/18/2005	
Fremont Investment & Loan	SAINT CLAIR	CASEYVILLE	62232	05/18/2005	132,300	11/18/2005	
Fremont Investment & Loan	MADISON	HIGHLAND	62249	05/24/2004	116,850	12/13/2005	
Fremont Investment & Loan	SAINT CLAIR	MASCOUTAH	62258	05/29/2003	91,875	11/21/2005	
George Washington Savings Bank	Cook	Chicago Heights	60411	11/07/1994	41,500	09/16/2005	
GMAC Mortgage Corporation	MCHENRY	CRYSTAL LAKE	60014	04/22/2003	179,447	11/04/2005	
GMAC Mortgage Corporation	COOK	DES PLAINES	60016	05/22/2001	113,741	09/08/2005	
GMAC Mortgage Corporation	LAKE	FOX LAKE	60020	06/23/1995	43,678	10/07/2005	
GMAC Mortgage Corporation	MCHENRY	FOX RIVER GROVE	60021	06/05/1992	11,593	12/14/2005	
GMAC Mortgage Corporation	COOK	GLENVIEW	60025	02/05/2001	0	11/16/2005	
GMAC Mortgage Corporation	LAKE	GRAYSLAKE	60030	10/19/2000	179,347	12/19/2005	
GMAC Mortgage Corporation	LAKE	GURNEE	60031	11/30/1999	36,375	10/03/2005	
GMAC Mortgage Corporation	LAKE	GURNEE	60031	11/30/2004	414,912	09/08/2005	
GMAC Mortgage Corporation	LAKE	GURNEE	60031	03/30/2001	222,823	12/14/2005	
GMAC Mortgage Corporation	MCHENRY	HARVARD	60033	09/25/2003	158,143	12/14/2005	
GMAC Mortgage Corporation	MCHENRY	HARVARD	60033	02/28/2001	100,653	10/19/2005	
GMAC Mortgage Corporation	LAKE	LAKE VILLA	60046	10/08/2004	61,383	12/08/2005	
GMAC Mortgage Corporation	LAKE	LAKE ZURICH	60047	02/01/1999	160,426	12/19/2005	
GMAC Mortgage Corporation	LAKE	LIBERTYVILLE	60048	02/16/2005	0	09/12/2005	
GMAC Mortgage Corporation	MCHENRY	MCHENRY	60050	05/20/1999	229,977	12/08/2005	
GMAC Mortgage Corporation	COOK	MORTON GROVE	60053	01/06/2004	128,435	12/14/2005	
GMAC Mortgage Corporation	COOK	MOUNT PROSPECT	60056	05/10/1991	74,920	11/16/2005	
GMAC Mortgage Corporation	COOK	MT PROSPECT	60056	09/02/1997	29,372	07/20/2005	
GMAC Mortgage Corporation	LAKE	MUNDELEIN	60060	10/26/1993	94,343	12/19/2005	
GMAC Mortgage Corporation	LAKE	MUNDELEIN	60060	06/15/2004	146,274	12/14/2005	
GMAC Mortgage Corporation	LAKE	MUNDELEIN	60060	05/06/2004	258,859	12/08/2005	
GMAC Mortgage Corporation	LAKE	VERNON HILLS	60061	04/22/2004	264,359	12/14/2005	
GMAC Mortgage Corporation	LAKE	NORTH CHICAGO	60064	12/27/1999	65,649	08/03/2005	
GMAC Mortgage Corporation	COOK	PROSPECT HEIGHTS	60070	09/27/2004	85,193	10/20/2005	
GMAC Mortgage Corporation	LAKE	ROUND LAKE	60073	02/18/2002	163,456	12/14/2005	
GMAC Mortgage Corporation	LAKE	ROUND LAKE BEACH	60073	04/15/2004	110,841	09/08/2005	
GMAC Mortgage Corporation	LAKE	ROUND LAKE BEACH	60073	12/31/2003	172,535	11/10/2005	
GMAC Mortgage Corporation	LAKE	ROUND LAKE BEACH	60073	12/31/2003	172,535	11/28/2005	
GMAC Mortgage Corporation	LAKE	ROUND LAKE	60073	02/25/2004	0	12/07/2005	

Statewide Foreclosures for the Second Half of 2005

Institution Name	County	City	Zip	Loan Date	Loan Amount	Filing Date	Close Date
GMAC Mortgage Corporation	COOK	SKOKIE	60076	06/25/1987	63,597	11/08/2005	
GMAC Mortgage Corporation	COOK	SKOKIE	60076	10/08/2004	361,602	10/05/2005	
GMAC Mortgage Corporation	COOK	SKOKIE	60077	02/15/2005	0	08/11/2005	04/10/2006
GMAC Mortgage Corporation	COOK	SKOKIE	60077	02/10/2003	148,731	10/05/2005	
GMAC Mortgage Corporation	LAKE	WAUCONDA	60084	04/11/2005	161,000	10/11/2005	
GMAC Mortgage Corporation	LAKE	WAUKEGAN	60085	04/02/1998	47,613	11/04/2005	
GMAC Mortgage Corporation	LAKE	WAUKEGAN	60085	12/29/1998	222,908	12/14/2005	
GMAC Mortgage Corporation	LAKE	WAUKEGAN	60085	02/18/1999	82,630	10/11/2005	
GMAC Mortgage Corporation	LAKE	WAUKEGAN	60085	03/18/2000	80,709	09/06/2005	
GMAC Mortgage Corporation	LAKE	WAUKEGAN	60087	05/02/2002	125,086	11/21/2005	
GMAC Mortgage Corporation	LAKE	ZION	60090	09/28/1998	78,060	07/11/2005	
GMAC Mortgage Corporation	COOK	NORTHFIELD	60093	05/07/1999	938,710	12/19/2005	
GMAC Mortgage Corporation	MCHENRY	WONDER LAKE	60097	07/23/1999	89,879	07/07/2005	
GMAC Mortgage Corporation	MCHENRY	WONDER LAKE	60097	01/13/2000	25,196	11/04/2005	
GMAC Mortgage Corporation	MCHENRY	WOODSTOCK	60098	10/17/1997	80,611	09/12/2005	
GMAC Mortgage Corporation	LAKE	ZION	60099	02/28/2001	118,981	12/08/2005	
GMAC Mortgage Corporation	DU PAGE	ADDISON	60101	02/10/1989	80,012	10/19/2005	
GMAC Mortgage Corporation	DU PAGE	ADDISON	60101	01/07/2005	227,500	11/04/2005	
GMAC Mortgage Corporation	DU PAGE	BARTLETT	60103	10/15/2001	267,702	07/18/2005	
GMAC Mortgage Corporation	COOK	BARTLETT	60103	08/15/2002	203,206	08/08/2005	
GMAC Mortgage Corporation	COOK	BARTLETT	60103	09/17/2003	111,405	11/08/2005	
GMAC Mortgage Corporation	DU PAGE	BARTLETT	60103	07/16/2004	198,706	11/04/2005	
GMAC Mortgage Corporation	COOK	BARTLETT	60103	05/14/2004	72,633	11/28/2005	
GMAC Mortgage Corporation	COOK	BELLWOOD	60104	05/11/1995	62,070	12/07/2005	
GMAC Mortgage Corporation	COOK	BELLWOOD	60104	04/08/2005	31,989	11/09/2005	
GMAC Mortgage Corporation	COOK	BELLWOOD	60104	01/26/2001	111,212	07/11/2005	03/03/2006
GMAC Mortgage Corporation	DU PAGE	BLOOMINGDALE	60108	02/02/2001	270,540	12/14/2005	
GMAC Mortgage Corporation	KANE	CARPENTERSV	60110	01/14/2005	159,300	11/04/2005	
GMAC Mortgage Corporation	KANE	CARPENTERSVILLE	60110	10/29/2004	147,899	12/19/2005	
GMAC Mortgage Corporation	KANE	CARPENTERSVILLE	60110	12/12/2003	160,370	08/08/2005	
GMAC Mortgage Corporation	KANE	CARPENTERSVILLE	60110	08/30/2004	272,227	10/19/2005	
GMAC Mortgage Corporation	OGLE	CRESTON	60113	08/26/1998	65,130	12/14/2005	
GMAC Mortgage Corporation	DEKALB	DEKALB	60115	02/12/1999	159,733	12/14/2005	
GMAC Mortgage Corporation	COOK	ELGIN	60120	10/11/2000	149,745	10/20/2005	
GMAC Mortgage Corporation	KANE	ELGIN	60120	08/05/2002	97,909	09/08/2005	
GMAC Mortgage Corporation	KANE	ELGIN	60120	11/08/2002	145,655	09/08/2005	05/18/2006
GMAC Mortgage Corporation	KANE	ELGIN	60123	02/18/2005	51,955	11/15/2005	
GMAC Mortgage Corporation	KANE	ELGIN	60123	05/25/2005	0	11/10/2005	
GMAC Mortgage Corporation	DU PAGE	ELMHURST	60126	03/25/1991	64,752	08/08/2005	
GMAC Mortgage Corporation	COOK	FOREST PARK	60130	10/29/2004	28,810	12/15/2005	

Statewide Foreclosures for the Second Half of 2005

Institution Name	County	City	Zip	Loan Date	Loan Amount	Filing Date	Close Date
GMAC Mortgage Corporation	COOK	FOREST PARK	60130	04/25/2002	130,079	11/10/2005	
GMAC Mortgage Corporation	COOK	FRANKLIN PARK	60131	05/06/2003	119,620	11/04/2005	
GMAC Mortgage Corporation	COOK	HANOVER PARK	60133	09/13/2002	133,650	09/08/2005	
GMAC Mortgage Corporation	DU PAGE	GLEN ELLYN	60137	02/06/2003	268,763	10/14/2005	
GMAC Mortgage Corporation	DU PAGE	GLENDALE HEIGHTS	60139	12/31/1997	93,260	12/07/2005	
GMAC Mortgage Corporation	DU PAGE	GLENDALE HEIGHTS	60139	12/19/2003	177,789	12/14/2005	
GMAC Mortgage Corporation	MCHENRY	HUNTLEY	60142	10/21/2004	309,000	07/18/2005	
GMAC Mortgage Corporation	DEKALB	KINGSTON	60145	04/09/2004	68,892	12/01/2005	
GMAC Mortgage Corporation	DU PAGE	LOMBARD	60148	11/25/2002	215,967	10/11/2005	
GMAC Mortgage Corporation	COOK	MAYWOOD	60153	05/29/1999	119,127	07/08/2005	03/01/2006
GMAC Mortgage Corporation	COOK	WESTCHESTER	60154	12/27/2004	169,646	12/14/2005	
GMAC Mortgage Corporation	COOK	WESTCHESTER	60154	01/25/2001	145,334	10/20/2005	
GMAC Mortgage Corporation	MCHENRY	LAKE IN THE HILLS	60156	04/19/2004	141,935	11/28/2005	
GMAC Mortgage Corporation	COOK	MELROSE PARK	60160	11/01/2004	358,863	11/04/2005	
GMAC Mortgage Corporation	DU PAGE	ROSELLE	60172	04/19/1990	23,364	07/25/2005	
GMAC Mortgage Corporation	KANE	SAINT CHARLES	60174	03/02/2005	138,380	12/08/2005	
GMAC Mortgage Corporation	KANE	SAINT CHARLES	60174	10/13/2001	35,200	11/21/2005	
GMAC Mortgage Corporation	KANE	SAINT CHARLES	60175	11/13/2002	258,472	12/08/2005	
GMAC Mortgage Corporation	KANE	SOUTH ELGIN	60177	05/22/2002	107,413	07/18/2005	
GMAC Mortgage Corporation	KANE	SOUTH ELGIN	60177	05/23/2005	149,753	10/11/2005	
GMAC Mortgage Corporation	KANE	SOUTH ELGIN	60177	01/20/2003	41,681	07/25/2005	
GMAC Mortgage Corporation	DEKALB	SYCAMORE	60178	02/15/2001	92,032	08/08/2005	03/23/2006
GMAC Mortgage Corporation	DEKALB	SYCAMORE	60178	07/01/2002	145,732	11/10/2005	
GMAC Mortgage Corporation	DEKALB	SYCAMORE	60178	02/09/2005	66,698	11/04/2005	
GMAC Mortgage Corporation	DU PAGE	WEST CHICAGO	60185	05/15/2003	131,738	07/07/2005	
GMAC Mortgage Corporation	COOK	SCHAUMBURG	60193	07/26/1991	12,600	12/08/2005	
GMAC Mortgage Corporation	COOK	HOFFMAN ESTATES	60195	06/25/2001	150,764	10/11/2005	06/06/2006
GMAC Mortgage Corporation	COOK	HOFFMAN ESTATES	60195	04/20/2005	154,589	11/28/2005	
GMAC Mortgage Corporation	COOK	EVANSTON	60201	06/09/2005	215,832	11/10/2005	
GMAC Mortgage Corporation	COOK	EVANSTON	60201	10/05/2004	334,444	10/14/2005	
GMAC Mortgage Corporation	COOK	EVANSTON	60202	11/29/2004	114,793	09/09/2005	
GMAC Mortgage Corporation	COOK	OAK PARK	60304	07/26/2002	142,006	07/18/2005	03/17/2006
GMAC Mortgage Corporation	COOK	BERWYN	60402	01/12/2004	191,722	12/07/2005	
GMAC Mortgage Corporation	COOK	CALUMET CITY	60409	10/30/2001	36,073	11/04/2005	
GMAC Mortgage Corporation	COOK	CALUMET CITY	60409	02/08/2002	99,064	09/12/2005	
GMAC Mortgage Corporation	WILL	CHANNAHON	60410	11/12/2003	116,645	10/19/2005	
GMAC Mortgage Corporation	WILL	CHANNAHON	60410	04/01/2004	83,398	10/19/2005	
GMAC Mortgage Corporation	COOK	CHICAGO HEIGHTS	60411	01/10/1994	28,582	11/09/2005	
GMAC Mortgage Corporation	COOK	LYNWOOD	60411	03/10/2005	228,000	12/14/2005	
GMAC Mortgage Corporation	COOK	SAUK VILLAGE	60411	10/22/2001	60,769	09/12/2005	

Statewide Foreclosures for the Second Half of 2005

Institution Name	County	City	Zip	Loan Date	Loan Amount	Filing Date	Close Date
GMAC Mortgage Corporation	COOK	CHICAGO RIDGE	60415	03/26/2004	103,256	09/12/2005	
GMAC Mortgage Corporation	COOK	CHICAGO RIDGE	60415	01/08/2003	111,356	10/13/2005	
GMAC Mortgage Corporation	COOK	DOLTON	60419	09/23/2000	108,316	12/14/2005	
GMAC Mortgage Corporation	COOK	DOLTON	60419	08/26/2002	70,724	11/04/2005	
GMAC Mortgage Corporation	COOK	DOLTON	60419	03/12/1999	60,831	08/16/2005	10/11/2005
GMAC Mortgage Corporation	COOK	DOLTON	60419	10/12/2004	98,958	07/27/2005	
GMAC Mortgage Corporation	COOK	FLOSSMOOR	60422	12/11/1991	117,975	07/07/2005	03/10/2006
GMAC Mortgage Corporation	COOK	FLOSSMOOR	60422	05/31/2001	173,347	12/08/2005	
GMAC Mortgage Corporation	COOK	HARVEY	60426	12/29/2000	51,367	10/13/2005	
GMAC Mortgage Corporation	COOK	HARVEY	60426	05/28/1999	51,557	12/08/2005	
GMAC Mortgage Corporation	COOK	HARVEY	60426	12/20/2004	107,931	07/20/2005	03/21/2006
GMAC Mortgage Corporation	COOK	HAZEL CREST	60429	05/26/2005	26,492	12/14/2005	
GMAC Mortgage Corporation	COOK	HAZEL CREST	60429	08/27/2004	24,736	08/22/2005	
GMAC Mortgage Corporation	COOK	HAZEL CREST	60429	06/20/2003	79,616	11/04/2005	
GMAC Mortgage Corporation	COOK	HOMEWOOD	60430	11/08/2000	8,890	12/14/2005	
GMAC Mortgage Corporation	COOK	HOMEWOOD	60430	11/18/2004	43,943	08/24/2005	
GMAC Mortgage Corporation	WILL	JOLIET	60432	12/05/1998	98,112	10/11/2005	
GMAC Mortgage Corporation	WILL	JOLIET	60435	08/25/2004	44,267	11/28/2005	
GMAC Mortgage Corporation	WILL	JOLIET	60435	06/10/1997	17,565	11/21/2005	
GMAC Mortgage Corporation	WILL	JOLIET	60435	01/21/2005	158,332	11/21/2005	
GMAC Mortgage Corporation	WILL	JOLIET	60435	10/01/2004	96,345	08/11/2005	
GMAC Mortgage Corporation	WILL	JOLIET	60436	09/13/2004	111,609	07/07/2005	
GMAC Mortgage Corporation	COOK	LANSING	60438	02/25/2005	156,072	09/12/2005	
GMAC Mortgage Corporation	DU PAGE	LEMONT	60439	11/21/1999	30,516	08/31/2005	
GMAC Mortgage Corporation	WILL	BOLINGBROOK	60440	08/14/2003	114,127	12/14/2005	
GMAC Mortgage Corporation	WILL	BOLINGBROOK	60440	11/23/1993	103,329	08/18/2005	
GMAC Mortgage Corporation	WILL	LOCKPORT	60441	06/16/1988	78,489	12/14/2005	
GMAC Mortgage Corporation	WILL	LOCKPORT	60441	07/20/2004	265,815	11/04/2005	
GMAC Mortgage Corporation	COOK	CRESTWOOD	60445	05/25/2005	99,812	11/23/2005	
GMAC Mortgage Corporation	COOK	MIDLOTHIAN	60445	09/28/2001	68,338	12/08/2005	
GMAC Mortgage Corporation	WILL	ROEMOVILLE	60446	06/04/2004	151,057	10/14/2005	
GMAC Mortgage Corporation	WILL	ROMEVILLE	60446	06/05/2001	204,272	10/20/2005	
GMAC Mortgage Corporation	WILL	MONEE	60449	08/21/2001	147,218	07/18/2005	
GMAC Mortgage Corporation	GRUNDY	MORRIS	60450	06/04/2003	22,254	11/09/2005	
GMAC Mortgage Corporation	COOK	OAK FOREST	60452	03/31/1994	103,025	08/11/2005	04/07/2006
GMAC Mortgage Corporation	COOK	OAK FOREST	60452	08/30/1993	77,648	11/10/2005	
GMAC Mortgage Corporation	COOK	OAK FOREST	60452	08/02/2000	157,795	11/10/2005	
GMAC Mortgage Corporation	COOK	OAK FOREST	60452	10/15/2004	0	08/10/2005	
GMAC Mortgage Corporation	COOK	OAK LAWN	60453	04/12/2005	42,972	11/09/2005	
GMAC Mortgage Corporation	COOK	JUSTICE	60458	11/22/2004	150,178	07/05/2005	

Statewide Foreclosures for the Second Half of 2005

Institution Name	County	City	Zip	Loan Date	Loan Amount	Filing Date	Close Date
GMAC Mortgage Corporation	COOK	BURBANK	60459	06/09/2005	216,300	11/04/2005	
GMAC Mortgage Corporation	COOK	ORLAND PARK	60462	12/20/2004	278,527	09/19/2005	05/15/2006
GMAC Mortgage Corporation	COOK	PALOS HEIGHTS	60463	03/29/2002	138,555	09/14/2005	
GMAC Mortgage Corporation	COOK	PALOS HILLS	60465	03/26/1998	79,787	12/19/2005	
GMAC Mortgage Corporation	COOK	PARK FOREST	60466	06/18/1998	68,498	11/04/2005	
GMAC Mortgage Corporation	COOK	PARK FOREST	60466	03/03/2000	146,110	08/08/2005	
GMAC Mortgage Corporation	COOK	PARK FOREST	60466	02/18/2005	97,948	12/19/2005	
GMAC Mortgage Corporation	COOK	PARK FOREST	60466	03/15/2004	60,616	11/04/2005	
GMAC Mortgage Corporation	COOK	PARK FOREST	60466	08/25/2001	43,221	09/12/2005	
GMAC Mortgage Corporation	COOK	PARK FOREST	60466	08/31/1995	19,592	11/10/2005	
GMAC Mortgage Corporation	WILL	UNIVERSITY PARK	60466	01/10/2000	96,187	09/19/2005	
GMAC Mortgage Corporation	COOK	RIGHTON PARK	60471	05/02/2003	304,662	11/16/2005	
GMAC Mortgage Corporation	COOK	RIGHTON PARK	60471	11/20/2002	177,506	07/07/2005	
GMAC Mortgage Corporation	COOK	SOUTH HOLLAND	60473	05/25/2001	189,865	10/05/2005	
GMAC Mortgage Corporation	COOK	SOUTH HOLLAND	60473	01/03/2003	125,730	12/14/2005	
GMAC Mortgage Corporation	COOK	SOUTH HOLLAND	60473	07/14/2003	93,086	07/28/2005	
GMAC Mortgage Corporation	COOK	SOUTH HOLLAND	60473	09/28/2004	394,353	11/10/2005	
GMAC Mortgage Corporation	COOK	SOUTH HOLLAND	60473	02/14/2003	125,530	12/08/2005	
GMAC Mortgage Corporation	COOK	SOUTH HOLLAND	60473	08/31/2004	180,322	12/14/2005	
GMAC Mortgage Corporation	COOK	SOUTH HOLLAND	60473	06/26/1998	149,565	12/19/2005	
GMAC Mortgage Corporation	WILL	STEGER	60475	10/23/1995	55,808	10/19/2005	
GMAC Mortgage Corporation	COOK	ORLAND HILLS	60477	11/22/2004	20,630	07/11/2005	
GMAC Mortgage Corporation	COOK	TINLEY PARK	60477	11/27/1996	104,051	07/29/2005	
GMAC Mortgage Corporation	COOK	COUNTRY CLUB HILLS	60478	04/26/2005	0	10/11/2005	
GMAC Mortgage Corporation	COOK	COUNTRY CLUB HILLS	60478	11/29/2004	101,687	11/30/2005	
GMAC Mortgage Corporation	WILL	BOLINGBROOK	60490	12/29/2004	203,907	09/12/2005	
GMAC Mortgage Corporation	DU PAGE	AURORA	60504	12/11/2000	95,153	11/10/2005	
GMAC Mortgage Corporation	WILL	AURORA	60504	09/17/2004	168,000	11/04/2005	
GMAC Mortgage Corporation	KANE	AURORA	60505	07/24/1998	48,742	12/08/2005	
GMAC Mortgage Corporation	KANE	AURORA	60505	09/27/2004	131,116	07/07/2005	
GMAC Mortgage Corporation	KANE	AURORA	60505	09/24/1998	105,275	07/25/2005	12/19/2005
GMAC Mortgage Corporation	KANE	AURORA	60505	04/03/2003	111,745	07/18/2005	
GMAC Mortgage Corporation	KANE	AURORA	60506	08/21/2001	59,141	12/14/2005	
GMAC Mortgage Corporation	KANE	AURORA	60506	09/17/2004	139,579	08/19/2005	
GMAC Mortgage Corporation	KANE	AURORA	60506	12/06/1999	182,655	07/18/2005	
GMAC Mortgage Corporation	KANE	AURORA	60506	09/24/2004	147,293	07/01/2005	
GMAC Mortgage Corporation	KANE	BATAVIA	60510	12/09/2004	167,994	12/07/2005	
GMAC Mortgage Corporation	KANE	BATAVIA	60510	10/28/2004	155,268	09/12/2005	
GMAC Mortgage Corporation	DU PAGE	WOODRIDGE	60517	12/10/2001	127,046	12/14/2005	
GMAC Mortgage Corporation	DU PAGE	HINSDALE	60521	02/28/2005	318,224	11/28/2005	

Statewide Foreclosures for the Second Half of 2005

Institution Name	County	City	Zip	Loan Date	Loan Amount	Filing Date	Close Date
GMAC Mortgage Corporation	COOK	LYONS	60534	11/01/2002	133,786	07/07/2005	03/14/2006
GMAC Mortgage Corporation	KANE	MONTGOMERY	60538	07/27/2004	186,446	09/08/2005	
GMAC Mortgage Corporation	DU PAGE	NAPERVILLE	60540	05/11/1998	163,313	09/08/2005	04/27/2006
GMAC Mortgage Corporation	KENDALL	OSWEGO	60543	11/22/2002	120,785	10/11/2005	
GMAC Mortgage Corporation	KENDALL	OSWEGO	60543	01/17/2001	15,679	07/07/2005	
GMAC Mortgage Corporation	WILL	PLAINFIELD	60544	10/13/1999	132,426	12/08/2005	
GMAC Mortgage Corporation	WILL	PLAINFIELD	60544	07/30/1999	170,679	12/08/2005	
GMAC Mortgage Corporation	WILL	PLAINFIELD	60544	05/18/2001	213,368	09/19/2005	05/03/2006
GMAC Mortgage Corporation	WILL	PLAINFIELD	60544	06/02/2003	233,946	11/30/2005	
GMAC Mortgage Corporation	WILL	PLAINFIELD	60544	11/20/2002	175,752	09/26/2005	05/24/2006
GMAC Mortgage Corporation	WILL	PLAINFIELD	60544	10/29/2004	260,300	10/05/2005	
GMAC Mortgage Corporation	WILL	PLAINFIELD	60544	10/26/2004	41,147	09/14/2005	
GMAC Mortgage Corporation	WILL	PLAINFIELD	60544	03/27/2001	108,514	10/07/2005	
GMAC Mortgage Corporation	WILL	PLAINFIELD	60544	06/15/2005	237,269	12/07/2005	
GMAC Mortgage Corporation	WILL	PLAINFIELD	60544	08/04/2004	155,616	11/08/2005	
GMAC Mortgage Corporation	WILL	PLAINFIELD	60544	08/04/2004	33,474	12/14/2005	
GMAC Mortgage Corporation	DEKALB	SANDWICH	60548	09/25/2003	106,849	12/14/2005	
GMAC Mortgage Corporation	DU PAGE	WARRENVILLE	60555	12/04/1998	121,132	10/20/2005	
GMAC Mortgage Corporation	KENDALL	YORKVILLE	60560	01/29/1999	52,742	10/20/2005	
GMAC Mortgage Corporation	KENDALL	YORKVILLE	60560	06/27/2003	256,927	11/04/2005	
GMAC Mortgage Corporation	KENDALL	YORKVILLE	60560	11/30/1999	186,504	08/17/2005	
GMAC Mortgage Corporation	COOK	CHICAGO	60609	02/22/2002	70,498	11/04/2005	
GMAC Mortgage Corporation	COOK	CHICAGO	60609	05/05/2000	65,131	11/02/2005	
GMAC Mortgage Corporation	COOK	CHICAGO	60609	05/03/2004	183,203	07/07/2005	
GMAC Mortgage Corporation	COOK	CHICAGO	60610	10/27/1995	29,891	11/16/2005	
GMAC Mortgage Corporation	COOK	CHICAGO	60610	11/30/2004	163,947	12/19/2005	
GMAC Mortgage Corporation	COOK	CHICAGO	60610	04/22/2005	750,000	12/14/2005	
GMAC Mortgage Corporation	COOK	CHICAGO	60610	09/24/2004	487,270	08/04/2005	
GMAC Mortgage Corporation	COOK	CHICAGO	60615	10/08/2003	146,938	10/20/2005	
GMAC Mortgage Corporation	COOK	CHICAGO	60617	09/11/1991	0	08/08/2005	
GMAC Mortgage Corporation	COOK	CHICAGO	60617	11/09/2001	68,752	09/13/2005	
GMAC Mortgage Corporation	COOK	CHICAGO	60617	05/24/1999	108,645	09/06/2005	
GMAC Mortgage Corporation	COOK	CHICAGO	60617	07/07/2004	189,614	09/08/2005	05/24/2006
GMAC Mortgage Corporation	COOK	CHICAGO	60617	08/03/2004	97,460	11/08/2005	
GMAC Mortgage Corporation	COOK	CHICAGO	60617	09/11/2002	13,138	10/24/2005	
GMAC Mortgage Corporation	COOK	CHICAGO	60619	03/31/2005	27,468	11/30/2005	
GMAC Mortgage Corporation	COOK	CHICAGO	60619	04/18/2005	115,771	10/24/2005	
GMAC Mortgage Corporation	COOK	CHICAGO	60619	12/02/1999	64,120	08/15/2005	
GMAC Mortgage Corporation	COOK	CHICAGO	60619	05/29/2003	181,610	10/10/2005	05/03/2006
GMAC Mortgage Corporation	COOK	CHICAGO	60619	07/06/1999	80,218	09/19/2005	05/11/2006

Statewide Foreclosures for the Second Half of 2005

Institution Name	County	City	Zip	Loan Date	Loan Amount	Filing Date	Close Date
GMAC Mortgage Corporation	COOK	CHICAGO	60619	10/13/2000	61,447	09/23/2005	
GMAC Mortgage Corporation	COOK	CHICAGO	60619	02/14/2000	112,217	12/27/2005	
GMAC Mortgage Corporation	COOK	CHICAGO	60619	03/31/2005	77,000	11/04/2005	
GMAC Mortgage Corporation	COOK	CHICAGO	60620	05/24/1999	78,484	12/30/2005	
GMAC Mortgage Corporation	COOK	CHICAGO	60620	06/15/2004	198,443	07/18/2005	
GMAC Mortgage Corporation	COOK	CHICAGO	60620	09/07/2000	90,686	12/14/2005	
GMAC Mortgage Corporation	COOK	CHICAGO	60620	08/18/2000	94,615	09/28/2005	
GMAC Mortgage Corporation	COOK	CHICAGO	60620	09/13/1999	93,623	07/05/2005	
GMAC Mortgage Corporation	COOK	CHICAGO	60620	11/12/2004	28,572	09/29/2005	
GMAC Mortgage Corporation	COOK	CHICAGO	60620	09/21/2001	66,271	12/08/2005	
GMAC Mortgage Corporation	COOK	CHICAGO	60620	03/08/2002	82,333	11/04/2005	
GMAC Mortgage Corporation	COOK	CHICAGO	60621	08/24/1998	44,650	09/06/2005	
GMAC Mortgage Corporation	COOK	CHICAGO	60621	10/20/1999	82,003	08/17/2005	
GMAC Mortgage Corporation	COOK	CHICAGO	60621	12/28/1999	84,699	10/07/2005	06/01/2006
GMAC Mortgage Corporation	COOK	CHICAGO	60621	12/27/2004	208,623	07/20/2005	
GMAC Mortgage Corporation	COOK	CHICAGO	60622	06/19/2003	344,175	09/28/2005	
GMAC Mortgage Corporation	COOK	CHICAGO	60623	05/20/2005	227,820	11/04/2005	
GMAC Mortgage Corporation	COOK	CHICAGO	60624	03/18/2005	50,341	12/01/2005	
GMAC Mortgage Corporation	COOK	CHICAGO	60624	10/25/2004	183,231	11/04/2005	
GMAC Mortgage Corporation	COOK	CHICAGO	60624	03/18/2005	178,500	11/04/2005	
GMAC Mortgage Corporation	COOK	CHICAGO	60624	06/20/2005	121,600	11/04/2005	
GMAC Mortgage Corporation	COOK	CHICAGO	60624	09/20/2004	43,873	08/26/2005	
GMAC Mortgage Corporation	COOK	CHICAGO	60625	03/24/2005	87,835	11/11/2005	
GMAC Mortgage Corporation	COOK	CHICAGO	60626	07/01/2004	123,358	11/04/2005	
GMAC Mortgage Corporation	COOK	RIVERDALE	60627	11/04/1993	59,140	11/08/2005	
GMAC Mortgage Corporation	COOK	CHICAGO	60628	11/14/2001	72,535	09/08/2005	05/23/2006
GMAC Mortgage Corporation	COOK	CHICAGO	60628	06/07/2004	105,486	10/05/2005	02/15/2006
GMAC Mortgage Corporation	COOK	CHICAGO	60628	09/23/1999	77,659	12/21/2005	
GMAC Mortgage Corporation	COOK	CHICAGO	60628	11/25/1998	21,725	09/29/2005	05/23/2006
GMAC Mortgage Corporation	COOK	CHICAGO	60628	03/09/2000	77,278	09/06/2005	
GMAC Mortgage Corporation	COOK	CHICAGO	60628	10/27/2004	124,000	07/27/2005	01/16/2006
GMAC Mortgage Corporation	COOK	CHICAGO	60628	12/17/2004	109,499	12/19/2005	
GMAC Mortgage Corporation	COOK	CHICAGO	60628	04/23/1999	100,414	11/10/2005	
GMAC Mortgage Corporation	COOK	CHICAGO	60628	03/31/2001	96,873	12/14/2005	
GMAC Mortgage Corporation	COOK	CHICAGO	60628	10/01/1999	14,658	09/26/2005	
GMAC Mortgage Corporation	COOK	CHICAGO	60628	09/10/2004	118,758	07/27/2005	
GMAC Mortgage Corporation	COOK	CHICAGO	60628	01/13/2001	34,379	11/16/2005	
GMAC Mortgage Corporation	COOK	CHICAGO	60629	04/09/2004	183,348	09/08/2005	05/23/2006
GMAC Mortgage Corporation	COOK	CHICAGO	60629	09/01/2000	109,042	09/26/2005	05/17/2006
GMAC Mortgage Corporation	COOK	CHICAGO	60629	06/27/1996	87,777	12/08/2005	

Statewide Foreclosures for the Second Half of 2005

Institution Name	County	City	Zip	Loan Date	Loan Amount	Filing Date	Close Date
GMAC Mortgage Corporation	COOK	CHICAGO	60629	10/28/1998	61,708	08/08/2005	03/06/2006
GMAC Mortgage Corporation	COOK	CHICAGO	60629	07/07/1999	111,538	08/15/2005	
GMAC Mortgage Corporation	COOK	CHICAGO	60629	07/27/2004	115,411	11/28/2005	
GMAC Mortgage Corporation	COOK	CHICAGO	60630	02/09/1994	26,921	12/08/2005	
GMAC Mortgage Corporation	COOK	CHICAGO	60630	07/28/1994	99,359	12/07/2005	
GMAC Mortgage Corporation	COOK	CHICAGO	60632	04/29/2005	0	10/11/2005	
GMAC Mortgage Corporation	COOK	CHICAGO	60632	05/19/1993	43,188	12/08/2005	
GMAC Mortgage Corporation	COOK	BURNHAM	60633	04/05/2005	90,930	10/05/2005	
GMAC Mortgage Corporation	COOK	CHICAGO	60634	11/09/2004	245,600	12/14/2005	
GMAC Mortgage Corporation	COOK	CHICAGO	60634	10/26/2004	375,737	07/29/2005	
GMAC Mortgage Corporation	COOK	CHICAGO	60634	10/26/2004	93,954	07/27/2005	
GMAC Mortgage Corporation	COOK	CHICAGO	60635	06/07/2004	102,461	12/14/2005	
GMAC Mortgage Corporation	COOK	CHICAGO	60636	06/15/2004	82,102	09/08/2005	
GMAC Mortgage Corporation	COOK	CHICAGO	60636	04/01/2005	116,673	10/07/2005	
GMAC Mortgage Corporation	COOK	CHICAGO	60636	02/20/2004	68,012	11/10/2005	
GMAC Mortgage Corporation	COOK	CHICAGO	60637	06/08/2005	207,666	12/08/2005	
GMAC Mortgage Corporation	COOK	CHICAGO	60637	04/01/2004	150,078	12/07/2005	
GMAC Mortgage Corporation	COOK	CHICAGO	60637	11/14/2003	148,273	07/25/2005	
GMAC Mortgage Corporation	COOK	CHICAGO	60638	05/28/2004	31,990	09/06/2005	
GMAC Mortgage Corporation	COOK	CHICAGO	60638	10/14/2004	223,860	07/27/2005	
GMAC Mortgage Corporation	COOK	CHICAGO	60638	10/14/2004	55,974	07/07/2005	
GMAC Mortgage Corporation	COOK	CHICAGO	60639	09/22/2004	0	10/05/2005	
GMAC Mortgage Corporation	COOK	CHICAGO	60640	09/14/2001	95,917	08/19/2005	
GMAC Mortgage Corporation	COOK	CHICAGO	60641	02/28/2000	176,333	11/21/2005	
GMAC Mortgage Corporation	COOK	CHICAGO	60641	12/21/2001	226,305	11/04/2005	
GMAC Mortgage Corporation	COOK	CHICAGO	60641	11/11/2004	81,042	09/12/2005	
GMAC Mortgage Corporation	COOK	CALUMET PARK	60643	07/31/1996	34,781	12/07/2005	
GMAC Mortgage Corporation	COOK	CHICAGO	60643	08/19/1998	91,794	07/05/2005	02/21/2006
GMAC Mortgage Corporation	COOK	CHICAGO	60643	06/12/2003	195,573	11/16/2005	
GMAC Mortgage Corporation	COOK	CHICAGO	60643	11/22/2004	127,387	11/09/2005	
GMAC Mortgage Corporation	COOK	CHICAGO	60644	02/08/2005	51,940	11/11/2005	
GMAC Mortgage Corporation	COOK	CHICAGO	60644	10/29/1999	100,546	10/05/2005	05/01/2006
GMAC Mortgage Corporation	COOK	CHICAGO	60644	10/29/2004	171,999	12/08/2005	
GMAC Mortgage Corporation	COOK	CHICAGO	60644	12/17/2004	103,264	12/19/2005	
GMAC Mortgage Corporation	COOK	CHICAGO	60644	02/23/2005	247,307	07/28/2005	
GMAC Mortgage Corporation	COOK	CHICAGO	60645	07/29/1998	36,858	11/16/2005	
GMAC Mortgage Corporation	COOK	CHICAGO	60646	02/22/2002	162,765	10/11/2005	
GMAC Mortgage Corporation	COOK	CHICAGO	60647	03/25/2005	319,600	09/12/2005	
GMAC Mortgage Corporation	COOK	CHICAGO	60647	04/21/2004	314,061	12/19/2005	
GMAC Mortgage Corporation	COOK	CHICAGO	60651	03/25/2005	0	10/05/2005	

Statewide Foreclosures for the Second Half of 2005

Institution Name	County	City	Zip	Loan Date	Loan Amount	Filing Date	Close Date
GMAC Mortgage Corporation	COOK	CHICAGO	60651	03/25/2005	91,388	11/28/2005	
GMAC Mortgage Corporation	COOK	CHICAGO	60651	10/23/2001	64,550	09/12/2005	
GMAC Mortgage Corporation	COOK	CHICAGO	60651	08/02/2000	145,274	12/19/2005	
GMAC Mortgage Corporation	COOK	CHICAGO	60651	01/10/2005	0	08/29/2005	
GMAC Mortgage Corporation	COOK	CHICAGO	60652	10/18/1995	111,407	09/08/2005	
GMAC Mortgage Corporation	COOK	CHICAGO	60652	03/28/2001	145,700	10/20/2005	
GMAC Mortgage Corporation	COOK	CHICAGO	60652	03/30/2001	135,152	07/13/2005	
GMAC Mortgage Corporation	COOK	CHICAGO	60652	07/20/2005	198,299	12/14/2005	
GMAC Mortgage Corporation	COOK	CHICAGO	60652	05/14/2002	105,179	08/15/2005	
GMAC Mortgage Corporation	COOK	CHICAGO	60652	03/15/2005	141,326	11/04/2005	
GMAC Mortgage Corporation	COOK	CHICAGO	60653	03/07/2005	0	11/10/2005	
GMAC Mortgage Corporation	COOK	CHICAGO	60653	05/09/2001	282,240	09/08/2005	03/28/2006
GMAC Mortgage Corporation	COOK	CHICAGO	60653	11/30/2004	600,000	08/04/2005	
GMAC Mortgage Corporation	COOK	CHICAGO	60653	11/30/2004	150,000	08/04/2005	
GMAC Mortgage Corporation	COOK	CHICAGO	60655	01/14/2003	120,260	11/16/2005	
GMAC Mortgage Corporation	COOK	CHICAGO	60656	09/27/2004	258,609	07/20/2005	03/21/2006
GMAC Mortgage Corporation	COOK	CHICAGO	60657	10/01/2003	140,798	11/04/2005	
GMAC Mortgage Corporation	COOK	NORRIDGE	60706	07/28/2004	179,200	11/04/2005	
GMAC Mortgage Corporation	COOK	ELMWOOD PARK	60707	06/25/2004	210,116	07/25/2005	
GMAC Mortgage Corporation	COOK	ALSIP	60803	02/01/2002	121,728	11/04/2005	
GMAC Mortgage Corporation	COOK	CICERO	60804	10/01/2004	191,711	12/08/2005	
GMAC Mortgage Corporation	COOK	CICERO	60804	12/12/2001	101,842	08/11/2005	
GMAC Mortgage Corporation	COOK	EVERGREEN PARK	60805	02/07/2003	143,338	07/14/2005	
GMAC Mortgage Corporation	COOK	EVERGREEN PARK	60805	11/09/1995	77,677	09/12/2005	
GMAC Mortgage Corporation	KANKAKEE	KANKAKEE	60901	11/01/2001	29,456	11/04/2005	
GMAC Mortgage Corporation	KANKAKEE	KANKAKEE	60901	07/29/2003	56,075	10/19/2005	
GMAC Mortgage Corporation	KANKAKEE	KANKAKEE	60901	05/03/2000	88,412	09/12/2005	
GMAC Mortgage Corporation	KANKAKEE	KANKAKEE	60901	06/24/1999	62,276	12/15/2005	
GMAC Mortgage Corporation	FORD	GIBSON CITY	60936	05/15/2001	73,661	09/12/2005	
GMAC Mortgage Corporation	KANKAKEE	WATSEKA	60970	11/07/2003	61,311	09/08/2005	05/08/2006
GMAC Mortgage Corporation	WINNEBAGO	CALADONIA	61011	10/01/2003	149,544	12/19/2005	
GMAC Mortgage Corporation	WINNEBAGO	CHERRY VALL	61016	08/23/1993	82,264	10/05/2005	
GMAC Mortgage Corporation	LEE	DIXON	61021	01/03/2000	62,695	12/27/2005	
GMAC Mortgage Corporation	STEPHENSON	FREEPORT	61032	08/31/1999	42,162	12/14/2005	
GMAC Mortgage Corporation	STEPHENSON	FREEPORT	61032	11/13/1998	50,943	09/06/2005	
GMAC Mortgage Corporation	CARROLL	MILLEDGEVILLE	61051	04/16/2001	66,675	11/08/2005	
GMAC Mortgage Corporation	WINNEBAGO	PECATONICA	61063	07/25/2001	66,299	07/18/2005	03/28/2006
GMAC Mortgage Corporation	BOONE	POPLAR GROVE	61065	09/15/2004	127,038	07/18/2005	
GMAC Mortgage Corporation	BOONE	POPLAR GROVE	61065	10/01/2004	133,520	11/09/2005	
GMAC Mortgage Corporation	OGLE	ROCHELLE	61068	06/18/2001	104,720	07/14/2005	

Statewide Foreclosures for the Second Half of 2005

Institution Name	County	City	Zip	Loan Date	Loan Amount	Filing Date	Close Date
GMAC Mortgage Corporation	WINNEBAGO	ROCKTON	61072	03/11/2002	93,321	12/14/2005	
GMAC Mortgage Corporation	WINNEBAGO	ROCKFORD	61101	03/09/1994	90,339	12/07/2005	
GMAC Mortgage Corporation	WINNEBAGO	ROCKFORD	61101	04/25/2000	63,628	11/04/2005	
GMAC Mortgage Corporation	WINNEBAGO	ROCKFORD	61102	04/11/1995	159,561	10/20/2005	
GMAC Mortgage Corporation	WINNEBAGO	ROCKFORD	61102	12/04/2003	54,437	09/12/2005	
GMAC Mortgage Corporation	WINNEBAGO	ROCKFORD	61102	11/24/2004	49,496	11/28/2005	
GMAC Mortgage Corporation	WINNEBAGO	ROCKFORD	61103	05/26/2004	67,758	12/14/2005	
GMAC Mortgage Corporation	WINNEBAGO	ROCKFORD	61104	07/13/2000	31,428	12/08/2005	
GMAC Mortgage Corporation	WINNEBAGO	ROCKFORD	61107	10/20/2004	31,820	11/21/2005	
GMAC Mortgage Corporation	WINNEBAGO	ROCKFORD	61108	09/15/1993	48,753	12/07/2005	
GMAC Mortgage Corporation	WINNEBAGO	ROCKFORD	61109	01/19/1994	67,303	10/07/2005	
GMAC Mortgage Corporation	WINNEBAGO	LOVES PARK	61111	08/28/1997	76,035	11/08/2005	
GMAC Mortgage Corporation	WINNEBAGO	LOVES PARK	61111	10/25/1997	63,829	07/07/2005	
GMAC Mortgage Corporation	WINNEBAGO	MACHESNEY PARK	61115	11/01/2002	95,762	12/19/2005	
GMAC Mortgage Corporation	WINNEBAGO	MACHESNEY PARK	61115	07/16/2004	75,967	11/16/2005	
GMAC Mortgage Corporation	ROCK ISLAND	ROCK ISLAND	61201	07/11/2002	57,850	11/16/2005	
GMAC Mortgage Corporation	ROCK ISLAND	ROCK ISLAND	61201	02/19/2004	102,366	09/08/2005	
GMAC Mortgage Corporation	MERCER	ALEDO	61231	11/12/1999	55,760	12/14/2005	
GMAC Mortgage Corporation	HENRY	ATKINSON	61235	12/10/2004	98,332	11/10/2005	
GMAC Mortgage Corporation	HENRY	COLONA	61241	04/15/2005	41,160	10/07/2005	
GMAC Mortgage Corporation	ROCK ISLAND	EAST MOLINE	61244	09/11/2000	42,812	11/30/2005	
GMAC Mortgage Corporation	ROCK ISLAND	EAST MOLINE	61244	12/26/2001	62,131	09/08/2005	05/02/2006
GMAC Mortgage Corporation	MERCER	LYNN CENTER	61262	12/16/2003	177,999	09/19/2005	
GMAC Mortgage Corporation	ROCK ISLAND	MILAN	61264	02/20/2002	80,426	11/28/2005	
GMAC Mortgage Corporation	ROCK ISLAND	MILAN	61264	07/05/2000	49,629	07/15/2005	
GMAC Mortgage Corporation	ROCK ISLAND	MOLINE	61265	11/12/1999	41,346	07/01/2005	
GMAC Mortgage Corporation	ROCK ISLAND	MOLINE	61265	11/06/2002	115,735	08/08/2005	
GMAC Mortgage Corporation	ROCK ISLAND	MOLINE	61265	08/06/2003	66,982	10/11/2005	
GMAC Mortgage Corporation	MERCER	NEW BOSTON	61272	10/28/2004	82,500	08/15/2005	
GMAC Mortgage Corporation	HENRY	ORION	61273	10/22/1999	73,338	12/07/2005	
GMAC Mortgage Corporation	LASALLE	OTTAWA	61350	03/10/2005	31,409	10/03/2005	
GMAC Mortgage Corporation	LASALLE	OTTAWA	61350	09/28/1999	51,392	10/13/2005	
GMAC Mortgage Corporation	KNOX	GALESBURG	61401	09/27/2002	52,231	08/11/2005	
GMAC Mortgage Corporation	HENRY	KEWANEE	61443	06/06/2003	82,898	09/08/2005	
GMAC Mortgage Corporation	MCDONOUGH	MACOMB	61455	04/12/2005	34,641	12/19/2005	
GMAC Mortgage Corporation	KNOX	ONEIDA	61467	08/07/2002	34,913	10/07/2005	
GMAC Mortgage Corporation	MERCER	VIOLA	61486	05/18/2004	64,943	09/08/2005	05/04/2006
GMAC Mortgage Corporation	PEORIA	CHILLICOTHE	61523	01/07/2003	102,991	10/19/2005	
GMAC Mortgage Corporation	FULTON	FARMINGTON	61531	05/18/2001	16,306	09/23/2005	
GMAC Mortgage Corporation	TAZEWELL	MORTON	61550	07/16/2003	133,430	08/08/2005	03/10/2006

Statewide Foreclosures for the Second Half of 2005

Institution Name	County	City	Zip	Loan Date	Loan Amount	Filing Date	Close Date
GMAC Mortgage Corporation	TAZEWELL	PEKIN	61554	12/22/2000	60,355	07/07/2005	
GMAC Mortgage Corporation	TAZEWELL	PEKIN	61554	07/31/2003	68,966	07/01/2005	02/17/2006
GMAC Mortgage Corporation	MASON	TOPEKA	61567	10/13/1998	31,667	08/08/2005	04/04/2006
GMAC Mortgage Corporation	PEORIA	PEORIA	61603	08/26/1998	44,382	11/08/2005	
GMAC Mortgage Corporation	PEORIA	PEORIA	61605	09/22/1999	28,653	07/13/2005	
GMAC Mortgage Corporation	PEORIA	PEORIA	61606	12/05/1997	52,141	09/08/2005	05/12/2006
GMAC Mortgage Corporation	PEORIA	PEORIA	61614	07/24/1995	36,810	10/20/2005	
GMAC Mortgage Corporation	MCLEAN	BLOOMINGTON	61701	11/20/1998	87,090	11/28/2005	
GMAC Mortgage Corporation	MCLEAN	BLOOMINGTON	61701	04/24/2003	99,858	08/08/2005	
GMAC Mortgage Corporation	DE WITT	CLINTON	61727	11/02/1998	71,325	12/30/2005	
GMAC Mortgage Corporation	DE WITT	CLINTON	61727	10/15/1999	70,009	07/07/2005	
GMAC Mortgage Corporation	WOODFORD	MINONK	61760	07/29/1996	60,666	12/14/2005	
GMAC Mortgage Corporation	MCLEAN	NORMAL	61761	06/19/2001	136,075	07/07/2005	
GMAC Mortgage Corporation	CHAMPAIGN	URBANA	61801	11/15/2001	52,030	10/11/2005	
GMAC Mortgage Corporation	CHAMPAIGN	URBANA	61802	12/10/2004	89,399	07/27/2005	03/10/2006
GMAC Mortgage Corporation	CHAMPAIGN	CHAMPAIGN	61820	02/25/2000	25,448	12/08/2005	
GMAC Mortgage Corporation	CHAMPAIGN	CHAMPAIGN	61821	05/06/2005	96,828	11/16/2005	
GMAC Mortgage Corporation	CHAMPAIGN	CHAMPAIGN	61821	08/15/2001	37,077	11/21/2005	
GMAC Mortgage Corporation	VERMILION	TILTON	61833	05/01/2004	70,501	10/20/2005	
GMAC Mortgage Corporation	VERMILION	TILTON	61833	05/04/2004	35,554	10/26/2005	
GMAC Mortgage Corporation	CHAMPAIGN	DEWEY	61840	11/23/2004	41,241	12/08/2005	
GMAC Mortgage Corporation	VERMILION	OAKWOOD	61858	04/29/2005	61,651	12/01/2005	
GMAC Mortgage Corporation	VERMILION	POTOMAC	61865	03/04/1998	11,193	12/27/2005	
GMAC Mortgage Corporation	DOUGLAS	CAMARGO	61919	03/15/2002	36,588	10/11/2005	
GMAC Mortgage Corporation	DOUGLAS	NEWMAN	61942	08/26/2000	73,510	09/14/2005	
GMAC Mortgage Corporation	MADISON	ALTON	62002	09/27/1999	47,022	12/14/2005	
GMAC Mortgage Corporation	MADISON	ALTON	62002	01/26/2000	62,300	09/08/2005	
GMAC Mortgage Corporation	MADISON	ALTON	62002	09/15/2003	53,762	12/14/2005	
GMAC Mortgage Corporation	MADISON	ALTON	62002	10/25/1996	18,283	12/30/2005	
GMAC Mortgage Corporation	MADISON	ALTON	62002	07/01/2002	34,561	11/11/2005	
GMAC Mortgage Corporation	MADISON	BETHALTO	62010	01/03/2005	138,024	07/07/2005	01/31/2006
GMAC Mortgage Corporation	MACOUPIN	BRIGHTON	62012	02/28/2003	58,289	11/10/2005	
GMAC Mortgage Corporation	GREENE	CARROLLTON	62016	05/12/1999	55,683	12/14/2005	
GMAC Mortgage Corporation	MADISON	COTTAGE HILLS	62018	04/10/2001	83,990	09/23/2005	
GMAC Mortgage Corporation	JERSEY	DOW	62022	01/18/2002	69,647	08/08/2005	
GMAC Mortgage Corporation	MADISON	EDWARDSVILLE	62025	01/12/2004	153,409	07/20/2005	03/22/2006
GMAC Mortgage Corporation	MACOUPIN	GILLESPIE	62033	10/27/2000	76,322	09/29/2005	
GMAC Mortgage Corporation	MADISON	GRANITE CITY	62040	08/14/1998	53,532	11/04/2005	
GMAC Mortgage Corporation	MADISON	GRANITE CITY	62040	01/22/1999	23,574	10/11/2005	
GMAC Mortgage Corporation	MADISON	GRANITE CITY	62040	02/20/2002	60,535	08/11/2005	

Statewide Foreclosures for the Second Half of 2005

Institution Name	County	City	Zip	Loan Date	Loan Amount	Filing Date	Close Date
GMAC Mortgage Corporation	MADISON	GRANITE CITY	62040	05/24/2000	15,877	12/14/2005	
GMAC Mortgage Corporation	MONTGOMERY	LITCHFIELD	62056	01/26/2000	36,367	07/01/2005	02/22/2006
GMAC Mortgage Corporation	MADISON	MADISON	62060	11/30/1999	26,309	11/10/2005	
GMAC Mortgage Corporation	MACOUPIN	STAUNTON	62088	07/14/1999	75,457	09/06/2005	05/18/2006
GMAC Mortgage Corporation	GREENE	WHITE HALL	62092	05/03/2004	86,520	07/11/2005	
GMAC Mortgage Corporation	MADISON	WOOD RIVER	62095	03/02/2001	55,349	09/06/2005	
GMAC Mortgage Corporation	MADISON	WORDEN	62097	08/21/2001	66,220	10/26/2005	
GMAC Mortgage Corporation	ST CLAIR	E ST LOUIS	62203	02/20/2001	55,470	07/01/2005	
GMAC Mortgage Corporation	ST CLAIR	EAST ST LOUIS	62203	03/15/2001	54,162	12/07/2005	
GMAC Mortgage Corporation	ST CLAIR	EAST ST LOUIS	62203	03/01/2000	37,898	12/27/2005	
GMAC Mortgage Corporation	ST CLAIR	EAST ST LOUIS	62204	12/27/2000	23,099	12/08/2005	
GMAC Mortgage Corporation	ST CLAIR	CAHOKIA	62205	06/09/1999	50,422	10/13/2005	
GMAC Mortgage Corporation	ST CLAIR	EAST ST LOUIS	62205	08/06/2002	56,231	08/19/2005	04/21/2006
GMAC Mortgage Corporation	ST CLAIR	LOUIS	62205	09/27/2000	39,041	09/21/2005	
GMAC Mortgage Corporation	ST CLAIR	EAST SAINT LOUIS	62206	06/21/2001	38,806	11/04/2005	
GMAC Mortgage Corporation	ST CLAIR	FAIRVIEW HEIGHT	62208	10/18/2000	73,195	10/07/2005	
GMAC Mortgage Corporation	ST CLAIR	FAIRVIEW HEIGHTS	62208	10/11/2002	102,366	10/14/2005	
GMAC Mortgage Corporation	ST CLAIR	FAIRVIEW HEIGHTS	62208	05/28/1999	55,603	08/22/2005	
GMAC Mortgage Corporation	CLINTON	AVISTON	62216	08/16/2004	122,460	07/07/2005	
GMAC Mortgage Corporation	RANDOLPH	BALDWIN	62217	06/14/2005	37,946	12/19/2005	
GMAC Mortgage Corporation	ST CLAIR	BELLEVILLE	62220	02/27/1998	41,268	12/05/2005	
GMAC Mortgage Corporation	ST CLAIR	BELLEVILLE	62223	01/15/2001	146,771	07/01/2005	
GMAC Mortgage Corporation	ST CLAIR	BELLEVILLE	62223	03/02/2001	89,784	10/03/2005	
GMAC Mortgage Corporation	CLINTON	BREESE	62230	05/22/2003	66,562	09/12/2005	
GMAC Mortgage Corporation	ST CLAIR	CASEYVILLE	62232	11/17/1998	44,985	11/30/2005	
GMAC Mortgage Corporation	MADISON	COLLINSVILLE	62234	07/27/1998	10,917	07/20/2005	
GMAC Mortgage Corporation	MADISON	COLLINSVILLE	62234	08/28/2001	61,368	07/05/2005	
GMAC Mortgage Corporation	ST CLAIR	DUPO	62239	08/15/1997	106,457	12/01/2005	
GMAC Mortgage Corporation	BOND	GREENVILLE	62246	08/30/2002	84,179	12/14/2005	
GMAC Mortgage Corporation	ST CLAIR	LEBANON	62254	01/18/2002	89,640	09/06/2005	05/12/2006
GMAC Mortgage Corporation	ST CLAIR	MILLSTADT	62260	03/31/1999	77,898	11/10/2005	
GMAC Mortgage Corporation	ST CLAIR	MILLSTADT	62260	04/05/2001	163,780	11/28/2005	
GMAC Mortgage Corporation	ST CLAIR	OFALLON	62269	03/26/2004	137,067	11/04/2005	
GMAC Mortgage Corporation	RANDOLPH	ROCKWOOD	62280	09/30/2004	39,502	11/04/2005	
GMAC Mortgage Corporation	RANDOLPH	SPARTA	62286	10/04/2004	96,026	12/14/2005	
GMAC Mortgage Corporation	MADISON	TROY	62294	01/21/2002	102,938	07/13/2005	
GMAC Mortgage Corporation	PIKE	NEBO	62355	01/27/2005	82,526	10/03/2005	
GMAC Mortgage Corporation	PIKE	PITTSFIELD	62363	09/17/2004	73,001	11/04/2005	
GMAC Mortgage Corporation	EFFINGHAM	EFFINGHAM	62401	08/02/2004	49,677	09/12/2005	05/11/2006
GMAC Mortgage Corporation	COOK	LANSING	62438	08/22/2002	71,884	11/04/2005	

Statewide Foreclosures for the Second Half of 2005

Institution Name	County	City	Zip	Loan Date	Loan Amount	Filing Date	Close Date
GMAC Mortgage Corporation	JASPER	NEWTON	62448	10/02/1998	50,558	12/07/2005	
GMAC Mortgage Corporation	RICHLAND	OLNEY	62450	08/10/2001	63,773	10/05/2005	
GMAC Mortgage Corporation	MONTGOMERY	FARMERSVILLE	62533	07/18/2001	23,686	11/21/2005	
GMAC Mortgage Corporation	MENARD	PETERSBURG	62675	04/27/2001	93,889	10/19/2005	
GMAC Mortgage Corporation	SANGAMON	SPRINGFIELD	62702	01/10/2000	22,980	07/25/2005	
GMAC Mortgage Corporation	SANGAMON	SPRINGFIELD	62703	08/02/2002	50,440	07/18/2005	
GMAC Mortgage Corporation	SANGAMON	SPRINGFIELD	62703	09/05/2001	33,760	07/07/2005	
GMAC Mortgage Corporation	SANGAMON	SPRINGFIELD	62704	10/14/1993	75,215	11/04/2005	
GMAC Mortgage Corporation	MARION	CENTRALIA	62801	05/14/2001	29,118	12/19/2005	
GMAC Mortgage Corporation	MARION	CENTRALIA	62801	08/31/2000	89,800	11/02/2005	
GMAC Mortgage Corporation	CLINTON	CENTRALIA	62801	04/16/2003	63,704	07/27/2005	
GMAC Mortgage Corporation	CLINTON	CENTRALIA	62801	02/06/2004	32,872	08/08/2005	03/29/2006
GMAC Mortgage Corporation	MARION	CENTRALIA	62801	05/20/2004	17,622	10/13/2005	
GMAC Mortgage Corporation	FRANKLIN	BENTON	62812	02/12/2004	29,653	10/11/2005	
GMAC Mortgage Corporation	HAMILTON	MC LEANSBORO	62859	01/13/2003	73,137	07/18/2005	
GMAC Mortgage Corporation	JEFFERSON	MOUNT VERNON	62864	03/15/2004	69,517	11/10/2005	
GMAC Mortgage Corporation	MARION	SALEM	62881	05/29/2004	47,597	07/07/2005	
GMAC Mortgage Corporation	FRANKLIN	SESSER	62884	09/23/2000	19,353	11/28/2005	
GMAC Mortgage Corporation	JACKSON	DOWELL	62927	08/26/2004	33,072	08/08/2005	
GMAC Mortgage Corporation	SALINE	HARRISBURG	62946	02/23/2001	35,891	09/14/2005	
GMAC Mortgage Corporation	WILLIAMSON	HERRIN	62948	08/14/1999	42,802	09/06/2005	
GMAC Mortgage Corporation	MASSAC	METROPOLIS	62960	10/24/2001	75,308	11/16/2005	
GMAC Mortgage Corporation	JACKSON	MURPHYSBORO	62966	10/21/2004	77,681	09/23/2005	
Goodfield State Bank	Woodford	Benson	61516	03/22/2000	49,000	06/09/2005	12/23/2005
GreatBank	Cook	Chicago	60639	11/02/2002	160,000	09/14/2005	
Greater Chicago Bank	Cook	Flossmoor	60422	03/14/1991	76,487	05/29/2005	
Green Tree Servicing LLC	MCHENRY	HARVARD	60033	07/19/1999	96,168		12/01/2005
Green Tree Servicing LLC	LAKE	WAUKEGAN	60085	11/30/1999	117,900		09/16/2005
Green Tree Servicing LLC	MCHENRY	LAKE IN THE HILLS	60102	08/31/2001	133,575	10/01/2005	
Green Tree Servicing LLC	COOK	BELLWOOD	60104	11/12/2001	139,134		09/21/2005
Green Tree Servicing LLC	DU PAGE	LOMBARD	60148	12/28/1998	14,492	10/01/2005	
Green Tree Servicing LLC	COOK	HARVEY	60426	07/19/1999	53,222	09/01/2005	
Green Tree Servicing LLC	COOK	HARVEY	60426	02/29/2000	70,257		07/19/2005
Green Tree Servicing LLC	COOK	MARKHAM	60426	07/31/2000	91,973		08/15/2005
Green Tree Servicing LLC	WILL	JOLIET	60432	12/18/1998	60,291		10/05/2005
Green Tree Servicing LLC	WILL	JOLIET	60432	09/28/2001	36,781		09/21/2005
Green Tree Servicing LLC	WILL	JOLIET	60436	10/30/2001	99,187	12/01/2005	
Green Tree Servicing LLC	COOK	HOMETOWN	60456	04/26/1999	13,546	11/01/2005	
Green Tree Servicing LLC	COOK	PARK FOREST	60466	07/31/1999	90,901	08/01/2005	
Green Tree Servicing LLC	Cook	RIGHTON PARK	60471	10/16/1998	150,715	10/01/2005	

Statewide Foreclosures for the Second Half of 2005

Institution Name	County	City	Zip	Loan Date	Loan Amount	Filing Date	Close Date
Green Tree Servicing LLC	Cook	RIGHTON PARK	60471	10/16/1998	23,015	10/01/2005	
Green Tree Servicing LLC	COOK	ROBBINS	60472	06/19/2000	63,103		09/08/2005
Green Tree Servicing LLC	COOK	COUNTRY CLUB HILLS	60478	11/04/1999	95,579		11/03/2005
Green Tree Servicing LLC	DE KALB	HINCKLEY	60520	08/31/2001	221,167	11/01/2005	
Green Tree Servicing LLC	COOK	CHICAGO	60609	03/20/2000	96,021	12/01/2005	
Green Tree Servicing LLC	COOK	CHICAGO	60623	05/31/2000	141,396	09/01/2005	
Green Tree Servicing LLC	COOK	CHICAGO	60629	05/24/1998	91,099	08/01/2005	
Green Tree Servicing LLC	COOK	BURNHAM	60633	01/10/2000	10,653	12/01/2005	
Green Tree Servicing LLC	COOK	CHICAGO	60637	02/16/2000	98,897	09/01/2005	
Green Tree Servicing LLC	COOK	CHICAGO	60643	06/30/2000	98,754	12/01/2005	07/06/2005
Green Tree Servicing LLC	COOK	LINCOLNWOOD	60646	05/21/2001	80,584	12/01/2005	
Green Tree Servicing LLC	COOK	CHICAGO	60651	10/28/1999	142,077	10/01/2005	
Green Tree Servicing LLC	COOK	CHICAGO	60652	12/01/1999	120,023		10/04/2005
Green Tree Servicing LLC	KANKAKEE	KANKAKEE	60901	07/15/1997	61,239		07/29/2005
Green Tree Servicing LLC	KANKAKEE	KANKAKEE	60901	06/30/2000	83,120	11/01/2005	
Green Tree Servicing LLC	KANKAKEE	KANKAKEE	60901	05/27/1999	62,352	11/01/2005	
Green Tree Servicing LLC	IROQUOIS	WATSEKA	60970	10/07/1993	50,633		11/30/2005
Green Tree Servicing LLC	IROQUOIS	WATSEKA	60970	01/22/2001	27,160	09/01/2005	
Green Tree Servicing LLC	OGLE	BYRON	61010	11/30/1998	212,857	09/01/2005	
Green Tree Servicing LLC	LEE	DIXON	61021	08/17/1998	70,497		09/24/2005
Green Tree Servicing LLC	STEPHENSON	FREETPORT	61032	08/16/2000	19,398	09/01/2005	
Green Tree Servicing LLC	WINNEBAGO	ROSCOE	61073	04/19/2000	136,702	11/01/2005	
Green Tree Servicing LLC	WHITESIDE	STERLING	61081	07/31/1999	55,774	10/01/2005	
Green Tree Servicing LLC	WHITESIDE	STERLING	61081	07/31/1999	8,936	10/01/2005	
Green Tree Servicing LLC	WHITESIDE	STERLING	61081	12/27/2001	59,935		12/02/2005
Green Tree Servicing LLC	WHITESIDE	STERLING	61081	03/26/1999	74,334	09/01/2005	
Green Tree Servicing LLC	STEPHENSON	WINSLOW	61089	04/23/2001	81,437	08/01/2005	
Green Tree Servicing LLC	WINNEBAGO	ROCKFORD	61102	02/28/2000	42,419	11/01/2005	
Green Tree Servicing LLC	WINNEBAGO	ROCKFORD	61104	07/30/2001	38,373		11/04/2005
Green Tree Servicing LLC	WINNEBAGO	ROCKFORD	61108	05/15/2000	92,619		07/22/2005
Green Tree Servicing LLC	WINNEBAGO	MACHESNEY PARK	61115	09/27/1999	12,039	12/01/2005	
Green Tree Servicing LLC	WINNEBAGO	MACHESNEY PARK	61115	09/27/1999	77,343	12/01/2005	
Green Tree Servicing LLC	HENRY	COLONA	61241	02/25/2000	100,362		10/18/2005
Green Tree Servicing LLC	ROCK ISLAND	EAST MOLINE	61244	04/29/2002	88,951	12/01/2005	
Green Tree Servicing LLC	ROCK ISLAND	MOLINE	61265	10/23/1998	77,309		11/29/2005
Green Tree Servicing LLC	HENDERSON	OQUAWKA	61469	11/04/1998	100,289		12/31/2005
Green Tree Servicing LLC	TAZEWELL	PEKIN	61554	12/24/1997	61,764		08/09/2005
Green Tree Servicing LLC	TAZEWELL	PEKIN	61554	12/24/1997	13,860		08/09/2005
Green Tree Servicing LLC	PEORIA	PEORIA	61603	12/08/1998	19,954	09/01/2005	
Green Tree Servicing LLC	PEORIA	PEORIA	61605	09/20/1999	23,930	09/01/2005	

Statewide Foreclosures for the Second Half of 2005

Institution Name	County	City	Zip	Loan Date	Loan Amount	Filing Date	Close Date
Green Tree Servicing LLC	PEORIA	PEORIA	61605	06/18/1999	44,114	11/01/2005	
Green Tree Servicing LLC	PEORIA	PEORIA	61606	08/23/1999	48,673		09/20/2005
Green Tree Servicing LLC	TAZEWELL	ARMINGTON	61721	01/04/2000	74,603		10/26/2005
Green Tree Servicing LLC	DE WITT	CLINTON	61727	10/31/1999	110,869	10/01/2005	
Green Tree Servicing LLC	CHAMPAIGN	URBANA	61801	10/31/1998	81,113		07/28/2005
Green Tree Servicing LLC	CHAMPAIGN	URBANA	61801	11/14/1998	13,375		07/28/2005
Green Tree Servicing LLC	MOULTRIE	GAYS	61928	02/28/2000	67,704	09/01/2005	
Green Tree Servicing LLC	COLES	MATTOON	61938	02/29/2000	58,181		11/01/2005
Green Tree Servicing LLC	COLES	MATTOON	61938	09/28/1999	68,632		12/09/2005
Green Tree Servicing LLC	EDGAR	PARIS	61944	11/23/1998	22,160		09/29/2005
Green Tree Servicing LLC	MADISON	ALHAMBRA	62001	09/28/1999	79,295		09/08/2005
Green Tree Servicing LLC	MADISON	ALTON	62002	04/08/1999	33,166	10/01/2005	
Green Tree Servicing LLC	MACOUPIN	BRIGHTON	62012	10/31/1999	69,561		08/04/2005
Green Tree Servicing LLC	MADISON	GLEN CARBON	62034	10/06/1999	50,188		10/03/2005
Green Tree Servicing LLC	MADISON	GRANITE CITY	62040	11/30/1999	32,107		12/31/2005
Green Tree Servicing LLC	MACOUPIN	MT OLIVE	62069	01/16/2001	70,475		08/26/2005
Green Tree Servicing LLC	SAINT CLAIR	EAST SAINT LOUIS	62205	01/31/2000	43,386		10/13/2005
Green Tree Servicing LLC	SAINT CLAIR	CAHOKIA	62206	12/11/2000	97,631		12/22/2005
Green Tree Servicing LLC	SAINT CLAIR	CAHOKIA	62206	09/15/1997	51,255		11/23/2005
Green Tree Servicing LLC	SAINT CLAIR	CAHOKIA	62206	09/25/2000	9,821	08/01/2005	
Green Tree Servicing LLC	SAINT CLAIR	BELLEVILLE	62221	02/28/2000	105,129		12/20/2005
Green Tree Servicing LLC	SAINT CLAIR	BELLEVILLE	62223	12/31/2001	97,687		10/11/2005
Green Tree Servicing LLC	MADISON	COLLINSVILLE	62234	12/28/1999	74,039		09/07/2005
Green Tree Servicing LLC	SAINT CLAIR	FAYETTEVILLE	62258	02/10/2000	83,252		08/22/2005
Green Tree Servicing LLC	BOND	POCAHONTAS	62275	12/19/2001	55,720		12/12/2005
Green Tree Servicing LLC	MONROE	VALMEYER	62295	08/31/1999	76,362	08/01/2005	
Green Tree Servicing LLC	ADAMS	QUINCY	62301	12/23/1998	29,679		09/26/2005
Green Tree Servicing LLC	CLARK	CASEY	62420	12/18/1998	56,916		10/26/2005
Green Tree Servicing LLC	CLARK	CASEY	62420	12/18/1998	12,311		10/26/2005
Green Tree Servicing LLC	SHELBY	HERRICK	62431	09/28/2001	35,652		11/16/2005
Green Tree Servicing LLC	JASPER	NEWTON	62448	10/09/2001	22,281		11/21/2005
Green Tree Servicing LLC	RICHLAND	OLNEY	62450	07/31/2000	41,482	11/01/2005	
Green Tree Servicing LLC	SHELBY	SIGEL	62462	07/12/1999	78,921		09/22/2005
Green Tree Servicing LLC	FAYETTE	VANDALIA	62471	07/02/1997	69,260		11/30/2005
Green Tree Servicing LLC	LOGAN	BEASON	62512	08/31/1999	11,681		11/07/2005
Green Tree Servicing LLC	LOGAN	BEASON	62512	11/24/1999	54,968		11/07/2005
Green Tree Servicing LLC	MACON	DECATUR	62522	12/29/1999	10,576		11/29/2005
Green Tree Servicing LLC	MACON	DECATUR	62522	12/29/1999	51,005		11/29/2005
Green Tree Servicing LLC	MACON	DECATUR	62526	10/22/1996	32,089	11/01/2005	
Green Tree Servicing LLC	MACON	DECATUR	62526	05/18/1999	38,739	12/01/2005	

Statewide Foreclosures for the Second Half of 2005

Institution Name	County	City	Zip	Loan Date	Loan Amount	Filing Date	Close Date
Green Tree Servicing LLC	CHRISTIAN	TAYLORVILLE	62568	05/22/2000	18,085	11/01/2005	
Green Tree Servicing LLC	SANGAMON	CHATHAM	62629	05/14/1998	147,193		11/29/2005
Green Tree Servicing LLC	SANGAMON	CHATHAM	62629	05/14/1998	28,117		11/29/2005
Green Tree Servicing LLC	MORGAN	JACKSONVILLE	62650	03/30/2000	9,849	10/01/2005	
Green Tree Servicing LLC	MORGAN	JACKSONVILLE	62650	03/30/2000	55,267	11/01/2005	
Green Tree Servicing LLC	MORGAN	JACKSONVILLE	62650	01/26/2000	49,335		10/24/2005
Green Tree Servicing LLC	LOGAN	LINCOLN	62656	02/27/2002	414,221		08/19/2005
Green Tree Servicing LLC	SANGAMON	SPRINGFIELD	62703	12/27/1999	57,451		09/20/2005
Green Tree Servicing LLC	MARION	CENTRALIA	62801	08/31/2000	46,654	10/01/2005	07/05/2005
Green Tree Servicing LLC	JEFFERSON	MOUNT VERNON	62864	09/22/2000	17,457		12/07/2005
Green Tree Servicing LLC	RICHLAND	NOBLE	62868	09/28/2001	59,218		12/12/2005
Green Tree Servicing LLC	RICHLAND	NOBLE	62868	11/13/2000	52,663		08/30/2005
Green Tree Servicing LLC	FRANKLIN	SESSER	62884	08/05/1999	70,350	10/01/2005	
Green Tree Servicing LLC	WILLIAMSON	CARBONDALE	62901	03/26/2001	29,444		08/16/2005
Green Tree Servicing LLC	UNION	DONGOLA	62926	05/01/2000	61,912		11/25/2005
Green Tree Servicing LLC	JOHNSON	GOREVILLE	62939	05/10/2000	47,055		07/30/2005
Green Tree Servicing LLC	UNION	JONESBORO	62952	04/30/2000	79,613		09/13/2005
Green Tree Servicing LLC	WILLIAMSON	MARION	62959	03/05/1999	50,113		12/14/2005
Green Tree Servicing LLC	MASSAC	METROPOLIS	62960	10/22/2001	64,694		10/07/2005
Green Tree Servicing LLC	WILLIAMSON	PITTSBURG	62974	01/04/1999	31,881		10/27/2005
Green Tree Servicing LLC	PERRY	WILLISVILLE	62997	06/29/2001	69,050		10/27/2005
Heartland Bank and Trust Company	Tazewell	Pekin	61554	04/13/1995	27,000	05/09/2005	09/12/2005
Heartland Bank and Trust Company	Tazewell	Pekin	61554	06/17/1998	32,750	11/08/2005	
Heartland Bank and Trust Company	McLean	Bloomington	61704	04/24/2001	163,120	10/01/2004	07/19/2005
Heartland Bank and Trust Company	Tazewell	Minier	61759	06/28/1996	49,900	09/30/2005	
Heritage Bank	Cook	Palos Heights	60463	07/11/2003	67,431	09/22/2005	11/02/2005
Heritage Bank of Central Illinois	Peoria	Peoria	61605	12/26/2001	22,500	12/12/2005	
Herrin Security Bank	SARASOTA	NORTH PORT	34287	11/28/2003	29,849	11/09/2005	
Herrin Security Bank	SALINE	CARRIER MILLS	62917	11/02/2004	15,671	08/24/2005	
Herrin Security Bank	SALINE	CARRIER MILLS	62917	07/02/2004	10,000	08/24/2005	
Herrin Security Bank	WILLIAMSON	HERRIN	62948	05/16/2005	24,618	10/06/2005	
Herrin Security Bank	FRANKLIN	ZEIGLER	62999	03/08/2004	55,586	11/09/2004	
Highland Community Bank	DuPage	Darien	60561	05/18/1994	243,000	07/25/2005	
Hinsdale Bank & Trust Company	DuPage	Hinsdale	60521	11/01/2003	396,400	12/31/2005	
Hinsdale Bank & Trust Company	DuPage	Clarendon Hills	60522	05/01/2003	67,470	12/13/2005	
HomeComings Financial Network, Inc.	Lake	Antioch	60002	07/27/2004	132,431	08/01/2005	09/14/2005
HomeComings Financial Network, Inc.	McHenry	Cary	60013	08/20/2003	0	12/30/2005	02/07/2006
HomeComings Financial Network, Inc.	McHenry	Cary	60013	10/01/2002	146,166	07/27/2005	08/31/2005
HomeComings Financial Network, Inc.	McHenry	Crystal Lake	60014	08/20/2002	148,586	10/04/2005	
HomeComings Financial Network, Inc.	Cook	Des Plaines	60018	07/01/2004	0	10/12/2005	11/04/2005

Statewide Foreclosures for the Second Half of 2005

Institution Name	County	City	Zip	Loan Date	Loan Amount	Filing Date	Close Date
HomeComings Financial Network, Inc.	Lake	Fox Lake	60020	09/25/2003	73,849	08/02/2005	08/11/2005
HomeComings Financial Network, Inc.	Lake	Fox Lake	60020	11/15/2004	146,018	07/05/2005	
HomeComings Financial Network, Inc.	McHenry	Fox River Grove	60021	06/01/2004	118,793	12/28/2005	
HomeComings Financial Network, Inc.	Lake	Gurnee	60031	11/25/2003	222,151	09/19/2005	
HomeComings Financial Network, Inc.	McHenry	Harvard	60033	04/30/2005	141,140	12/08/2005	
HomeComings Financial Network, Inc.	McHenry	Harvard	60033	06/05/2003	0	10/28/2005	12/01/2005
HomeComings Financial Network, Inc.	Lake	Highland Park	60035	01/25/2000	353,040	12/28/2005	01/17/2006
HomeComings Financial Network, Inc.	Lake	Highwood	60040	06/22/2004	184,640	08/26/2005	
HomeComings Financial Network, Inc.	Lake	Ingleside	60042	04/20/2004	126,698	10/31/2005	
HomeComings Financial Network, Inc.	Lake	Lindenhurst	60046	03/22/2005	155,332	09/06/2005	10/01/2005
HomeComings Financial Network, Inc.	Lake	Lindenhurst	60046	03/22/2005	155,332	12/28/2005	01/11/2006
HomeComings Financial Network, Inc.	Lake	Lindenhurst	60046	03/22/2005	155,332	12/28/2005	02/01/2006
HomeComings Financial Network, Inc.	Lake	Long Grove	60047	01/09/2003	397,162	07/05/2005	11/01/2005
HomeComings Financial Network, Inc.	Lake	Long Grove	60047	09/30/2002	288,186	11/23/2005	01/05/2006
HomeComings Financial Network, Inc.	McHenry	Lakemoor	60050	10/30/2003	150,317	09/12/2005	
HomeComings Financial Network, Inc.	McHenry	Mc Henry	60050	11/17/2004	193,680	11/22/2005	
HomeComings Financial Network, Inc.	McHenry	Lakemoor	60051	09/16/2004	149,933	09/29/2005	
HomeComings Financial Network, Inc.	Lake	Mundelein	60060	01/09/2004	147,417	10/31/2005	01/03/2006
HomeComings Financial Network, Inc.	Lake	North Chicago	60064	07/29/2004	116,551	07/26/2005	
HomeComings Financial Network, Inc.	Cook	Park Ridge	60068	02/16/2005	428,000	07/06/2005	01/12/2006
HomeComings Financial Network, Inc.	Lake	Round Lake	60073	09/05/2003	122,456	08/30/2005	10/21/2005
HomeComings Financial Network, Inc.	Lake	Round Lake	60073	03/17/2004	139,724	12/28/2005	
HomeComings Financial Network, Inc.	Lake	Round Lake Beach	60073	09/20/2000	83,996	07/27/2005	
HomeComings Financial Network, Inc.	Lake	Round Lake Beach	60073	03/26/2003	121,362	09/21/2005	10/07/2005
HomeComings Financial Network, Inc.	Cook	Palatine	60074	08/29/2003	113,773	12/06/2005	
HomeComings Financial Network, Inc.	Lake	Waukegan	60085	10/22/2004	0	11/29/2005	02/01/2006
HomeComings Financial Network, Inc.	Lake	Waukegan	60085	12/16/2003	153,101	09/28/2005	
HomeComings Financial Network, Inc.	Lake	Waukegan	60085	04/23/2004	128,249	09/29/2005	02/23/2006
HomeComings Financial Network, Inc.	Lake	Waukegan	60087	02/15/2003	135,716	11/17/2005	
HomeComings Financial Network, Inc.	Lake	Buffalo Grove	60089	01/25/2002	0	08/25/2005	09/28/2005
HomeComings Financial Network, Inc.	Lake	Buffalo Grove	60089	05/23/2002	188,631	08/15/2005	
HomeComings Financial Network, Inc.	Lake	Palatine	60096	09/23/2004	146,211	11/30/2005	
HomeComings Financial Network, Inc.	Lake	Winthrop Harbor	60096	02/20/2004	137,624	11/17/2005	
HomeComings Financial Network, Inc.	McHenry	Woodstock	60098	09/07/2002	155,719	11/23/2005	
HomeComings Financial Network, Inc.	McHenry	Woodstock	60098	03/23/2004	138,629	12/02/2005	
HomeComings Financial Network, Inc.	Lake	Zion	60099	03/07/2002	132,431	11/30/2005	
HomeComings Financial Network, Inc.	Lake	Zion	60099	08/15/2002	105,404	07/19/2005	
HomeComings Financial Network, Inc.	Lake	Zion	60099	07/15/2002	85,971	07/19/2005	01/11/2006
HomeComings Financial Network, Inc.	Lake	Zion	60099	07/15/2002	85,971	07/19/2005	07/21/2005
HomeComings Financial Network, Inc.	Lake	Zion	60099	08/18/2003	126,334	12/22/2005	

Statewide Foreclosures for the Second Half of 2005

Institution Name	County	City	Zip	Loan Date	Loan Amount	Filing Date	Close Date
HomeComings Financial Network, Inc.	COOK	HANOVER PARK	60103	08/24/1998	69,409	11/03/2004	10/19/2005
HomeComings Financial Network, Inc.	Cook	Bellwood	60104	11/04/2004	159,255	09/21/2005	
HomeComings Financial Network, Inc.	Cook	Bellwood	60104	08/23/2004	127,199	10/31/2005	
HomeComings Financial Network, Inc.	Cook	Bellwood	60104	09/09/2002	146,576	11/29/2005	
HomeComings Financial Network, Inc.	Cook	Bellwood	60104	09/24/2004	122,753	09/28/2005	12/23/2005
HomeComings Financial Network, Inc.	Cook	Bellwood	60104	10/16/2003	58,649	11/30/2005	01/30/2006
HomeComings Financial Network, Inc.	Cook	Streamwood	60107	02/09/2005	206,862	11/29/2005	
HomeComings Financial Network, Inc.	Cook	Streamwood	60107	12/19/2003	0	08/02/2005	09/02/2005
HomeComings Financial Network, Inc.	Du Page	Bloomington	60108	04/20/2004	140,622	07/08/2005	
HomeComings Financial Network, Inc.	Kane	Carpentersville	60110	10/04/2004	0	09/27/2005	10/14/2005
HomeComings Financial Network, Inc.	Kane	Carpenterville	60110	10/23/2003	97,912	10/26/2005	01/24/2006
HomeComings Financial Network, Inc.	Kane	Elgin	60120	08/02/2005	175,277	12/30/2005	
HomeComings Financial Network, Inc.	Kane	Elgin	60120	07/31/2002	121,763	08/29/2005	
HomeComings Financial Network, Inc.	Kane	Elgin	60123	10/20/2003	254,345	12/28/2005	
HomeComings Financial Network, Inc.	Du Page	Elmhurst	60126	12/13/2003	370,997	12/28/2005	02/14/2006
HomeComings Financial Network, Inc.	Cook	Forest Park	60130	10/30/2003	279,530	11/29/2005	
HomeComings Financial Network, Inc.	Cook	Forest Park	60130	09/10/2004	245,161	12/22/2005	
HomeComings Financial Network, Inc.	Cook	Forest Park	60130	12/22/2003	0	11/21/2005	02/03/2006
HomeComings Financial Network, Inc.	COOK	Hanover Park	60133	09/20/2002	116,575	12/29/2005	
HomeComings Financial Network, Inc.	Kane	Geneva	60134	04/22/2005	241,405	09/30/2005	11/02/2005
HomeComings Financial Network, Inc.	Kane	Hampshire	60140	10/21/2004	87,288	12/22/2005	
HomeComings Financial Network, Inc.	Cook	MAYWOOD	60153	02/15/2000	134,984	04/20/2004	11/01/2005
HomeComings Financial Network, Inc.	Cook	Maywood	60153	01/10/2002	147,882	09/27/2005	
HomeComings Financial Network, Inc.	Cook	Maywood	60153	10/31/2003	132,804	11/29/2005	
HomeComings Financial Network, Inc.	Cook	Maywood	60153	10/07/1999	86,036	08/15/2005	
HomeComings Financial Network, Inc.	Cook	Broadview	60155	10/09/2003	125,197	09/26/2005	
HomeComings Financial Network, Inc.	McHenry	Lake In The Hills	60156	04/19/2004	234,486	12/29/2005	
HomeComings Financial Network, Inc.	Cook	Melrose Park	60160	09/23/2004	0	12/28/2005	01/24/2006
HomeComings Financial Network, Inc.	Cook	Hillside	60162	05/28/2004	63,349	11/29/2005	
HomeComings Financial Network, Inc.	Cook	Melrose Park	60164	02/08/2002	149,675	10/31/2005	11/18/2005
HomeComings Financial Network, Inc.	Kane	Saint Charles	60174	04/14/2004	249,012	10/04/2005	
HomeComings Financial Network, Inc.	Kane	South Elgin	60177	04/27/2005	163,476	09/26/2005	
HomeComings Financial Network, Inc.	De Kalb	Sycamore	60178	06/18/2003	135,479	09/13/2005	
HomeComings Financial Network, Inc.	De Kalb	Sycamore	60178	07/27/2004	156,563	08/23/2005	
HomeComings Financial Network, Inc.	Du Page	West Chicago	60185	05/12/2005	202,350	10/11/2005	
HomeComings Financial Network, Inc.	Du Page	Wheaton	60187	11/01/2004	160,294	12/30/2005	
HomeComings Financial Network, Inc.	Du Page	Carol Stream	60188	08/05/2002	0	09/28/2005	12/28/2005
HomeComings Financial Network, Inc.	Du Page	Carol Stream	60188	11/15/2004	0	08/25/2005	01/19/2006
HomeComings Financial Network, Inc.	Du Page	Wood Dale	60191	06/04/2004	138,709	10/14/2005	
HomeComings Financial Network, Inc.	Cook	Hoffman Est	60194	12/07/1999	173,049	10/28/2005	12/05/2005

Statewide Foreclosures for the Second Half of 2005

Institution Name	County	City	Zip	Loan Date	Loan Amount	Filing Date	Close Date
HomeComings Financial Network, Inc.	Cook	Hoffman Estates	60194	09/17/2004	198,758	08/10/2005	09/02/2005
HomeComings Financial Network, Inc.	Cook	Hoffman Estates	60195	08/08/2003	119,334	12/22/2005	
HomeComings Financial Network, Inc.	Cook	Hoffman Estates	60195	07/18/2001	107,985	10/04/2005	
HomeComings Financial Network, Inc.	Cook	Evanston	60201	04/07/2004	0	07/07/2005	09/28/2005
HomeComings Financial Network, Inc.	Cook	Evanston	60202	12/01/1999	16,370	10/31/2005	12/30/2005
HomeComings Financial Network, Inc.	Cook	Evanston	60202	05/12/2003	0	11/09/2005	11/21/2005
HomeComings Financial Network, Inc.	Cook	Evanston	60202	08/31/2004	377,907	10/27/2005	
HomeComings Financial Network, Inc.	Cook	Evanston	60202	04/02/2005	169,489	11/29/2005	
HomeComings Financial Network, Inc.	Cook	Oak Park	60302	11/19/2003	85,190	11/29/2005	
HomeComings Financial Network, Inc.	Cook	Oak Park	60304	12/23/2003	83,000	07/28/2005	10/04/2005
HomeComings Financial Network, Inc.	Cook	River Forest	60305	06/25/2003	240,654	11/03/2005	
HomeComings Financial Network, Inc.	COOK	BERWYN	60402	09/30/2002	135,000	10/20/2004	08/10/2005
HomeComings Financial Network, Inc.	Cook	Berwyn	60402	05/05/2003	148,484	12/28/2005	02/07/2006
HomeComings Financial Network, Inc.	Cook	Blue Island	60406	07/09/2004	169,901	08/09/2005	
HomeComings Financial Network, Inc.	Cook	Calumet City	60409	10/27/1999	100,245	11/29/2005	
HomeComings Financial Network, Inc.	Cook	Calumet City	60409	06/18/2004	109,035	08/16/2005	
HomeComings Financial Network, Inc.	Cook	Calumet City	60409	12/18/2002	95,833	08/26/2005	
HomeComings Financial Network, Inc.	Cook	Calumet City	60409	07/12/2002	95,328	10/27/2005	
HomeComings Financial Network, Inc.	Cook	Calumet City	60409	09/06/2002	0	12/22/2005	02/10/2006
HomeComings Financial Network, Inc.	Cook	Calumet City	60409	11/09/2004	273,093	10/04/2005	
HomeComings Financial Network, Inc.	Cook	Calumet City	60409	04/02/2002	73,082	11/22/2005	
HomeComings Financial Network, Inc.	Cook	Calumet City	60409	12/31/2003	146,155	10/28/2005	12/29/2005
HomeComings Financial Network, Inc.	Cook	Calumet City	60409	09/13/2002	107,519	10/31/2005	
HomeComings Financial Network, Inc.	Cook	Chicago Heights	60411	09/10/2003	79,551	12/15/2005	
HomeComings Financial Network, Inc.	Cook	Chicago Heights	60411	11/05/2003	0	08/30/2005	09/13/2005
HomeComings Financial Network, Inc.	Cook	Chicago Heights	60411	03/30/2004	132,586	11/29/2005	
HomeComings Financial Network, Inc.	Cook	Chicago Heights	60411	07/25/2003	84,164	09/27/2005	
HomeComings Financial Network, Inc.	Cook	Lynwood	60411	03/30/2005	294,413	08/25/2005	
HomeComings Financial Network, Inc.	Cook	Lynwood	60411	04/06/2004	0	08/17/2005	03/07/2006
HomeComings Financial Network, Inc.	Cook	Lynwood	60411	03/27/2003	67,266	11/30/2005	
HomeComings Financial Network, Inc.	Cook	Lynwood	60411	02/18/2003	111,234	12/15/2005	
HomeComings Financial Network, Inc.	Cook	Sauk Village	60411	03/09/2005	83,232	10/28/2005	02/01/2006
HomeComings Financial Network, Inc.	Cook	Sauk Village	60411	12/15/2003	34,473	08/25/2005	
HomeComings Financial Network, Inc.	Cook	Sauk Village	60411	02/24/2004	78,531	11/30/2005	
HomeComings Financial Network, Inc.	Cook	So Chicago Heights	60411	07/10/2003	84,816	10/04/2005	
HomeComings Financial Network, Inc.	Cook	South Chicago Heights	60411	12/03/2003	72,976	09/26/2005	
HomeComings Financial Network, Inc.	Cook	South Chicago Heights	60411	04/01/2004	30,397	11/23/2005	
HomeComings Financial Network, Inc.	Cook	Chicago Ridge	60415	04/04/2005	154,000	09/06/2005	10/12/2005
HomeComings Financial Network, Inc.	Cook	Chicago Ridge	60415	12/23/2003	0	08/02/2005	09/22/2005
HomeComings Financial Network, Inc.	Cook	Chicago Ridge	60415	03/25/2003	81,606	10/27/2005	02/15/2006

Statewide Foreclosures for the Second Half of 2005

Institution Name	County	City	Zip	Loan Date	Loan Amount	Filing Date	Close Date
HomeComings Financial Network, Inc.	Will	Crete	60417	03/10/2005	260,409	10/28/2005	
HomeComings Financial Network, Inc.	Will	Crete	60417	02/09/2004	67,443	12/06/2005	
HomeComings Financial Network, Inc.	Cook	Dolton	60419	04/20/2004	133,367	12/08/2005	
HomeComings Financial Network, Inc.	Cook	Dolton	60419	08/25/2004	89,326	10/27/2005	
HomeComings Financial Network, Inc.	Cook	Dolton	60419	02/20/2004	119,643	08/26/2005	
HomeComings Financial Network, Inc.	Cook	Dolton	60419	09/03/2004	122,821	09/29/2005	
HomeComings Financial Network, Inc.	Cook	Dolton	60419	10/20/2000	93,598	12/08/2005	02/01/2006
HomeComings Financial Network, Inc.	Cook	Dolton	60419	10/20/2004	111,146	09/29/2005	
HomeComings Financial Network, Inc.	Cook	Dolton	60419	10/14/2002	0	07/06/2005	10/05/2005
HomeComings Financial Network, Inc.	Cook	Dolton	60419	08/25/2003	0	08/02/2005	10/21/2005
HomeComings Financial Network, Inc.	Cook	Dolton	60419	01/30/2004	108,593	11/30/2005	
HomeComings Financial Network, Inc.	Cook	Dolton	60419	09/30/2004	146,879	11/30/2005	
HomeComings Financial Network, Inc.	Cook	Dolton	60419	02/19/2003	116,480	08/25/2005	10/03/2005
HomeComings Financial Network, Inc.	Cook	Flossmoor	60422	12/11/2002	140,588	11/30/2005	
HomeComings Financial Network, Inc.	Cook	Flossmoor	60422	09/03/2004	49,012	08/31/2005	
HomeComings Financial Network, Inc.	Will	Frankfort	60423	06/17/2005	528,000	12/07/2005	
HomeComings Financial Network, Inc.	Will	Frankfort	60423	08/06/2004	0	10/27/2005	11/18/2005
HomeComings Financial Network, Inc.	Cook	Glenwood	60425	08/16/2002	145,751	08/03/2005	
HomeComings Financial Network, Inc.	Cook	Glenwood	60425	05/20/2005	107,113	11/21/2005	
HomeComings Financial Network, Inc.	Cook	Glenwood	60425	08/20/2004	108,893	07/25/2005	
HomeComings Financial Network, Inc.	Cook	Glenwood	60425	04/10/2003	41,016	10/27/2005	
HomeComings Financial Network, Inc.	Cook	Glenwood	60425	03/05/2001	120,848	11/29/2005	01/31/2006
HomeComings Financial Network, Inc.	Cook	Markham	60425	10/24/2003	114,761	11/29/2005	
HomeComings Financial Network, Inc.	Cook	Dixmoor	60426	01/13/2000	0	11/21/2005	02/03/2006
HomeComings Financial Network, Inc.	Cook	Harvey	60426	06/24/2002	78,634	11/23/2005	
HomeComings Financial Network, Inc.	Cook	Harvey	60426	12/21/2000	60,752	08/12/2005	
HomeComings Financial Network, Inc.	Cook	Harvey	60426	08/11/2004	94,124	12/29/2005	
HomeComings Financial Network, Inc.	Cook	Harvey	60426	04/08/2004	97,270	11/30/2005	
HomeComings Financial Network, Inc.	Cook	Harvey	60426	03/26/2003	44,308	11/28/2005	
HomeComings Financial Network, Inc.	Cook	Harvey	60426	07/22/2003	49,875	08/26/2005	01/10/2006
HomeComings Financial Network, Inc.	Cook	Harvey	60426	02/13/2004	80,122	07/11/2005	
HomeComings Financial Network, Inc.	Cook	Harvey	60426	02/08/2002	55,800	09/02/2005	
HomeComings Financial Network, Inc.	Cook	Harvey	60426	11/21/2001	67,713	08/31/2005	
HomeComings Financial Network, Inc.	Cook	Harvey	60426	04/15/2003	72,181	09/29/2005	
HomeComings Financial Network, Inc.	Cook	Harvey	60426	04/29/2004	59,233	11/29/2005	12/30/2005
HomeComings Financial Network, Inc.	Cook	Harvey	60426	05/27/2005	106,250	10/05/2005	
HomeComings Financial Network, Inc.	Cook	Harvey	60426	07/21/2004	70,092	12/29/2005	
HomeComings Financial Network, Inc.	Cook	Harvey	60426	07/23/2004	103,872	09/22/2005	
HomeComings Financial Network, Inc.	Cook	Harvey	60426	02/10/2005	84,840	08/02/2005	
HomeComings Financial Network, Inc.	Cook	Markham	60426	06/24/2004	50,649	08/01/2005	

Statewide Foreclosures for the Second Half of 2005

Institution Name	County	City	Zip	Loan Date	Loan Amount	Filing Date	Close Date
HomeComings Financial Network, Inc.	Cook	Markham	60426	10/25/2002	55,842	12/28/2005	
HomeComings Financial Network, Inc.	Cook	Markham	60426	05/27/2004	103,021	08/02/2005	
HomeComings Financial Network, Inc.	Cook	Markham	60426	09/26/2002	105,760	11/29/2005	
HomeComings Financial Network, Inc.	Cook	Markham	60426	06/25/2002	0	07/28/2005	09/23/2005
HomeComings Financial Network, Inc.	Cook	Markham	60426	11/13/1998	48,093	09/21/2005	
HomeComings Financial Network, Inc.	Cook	Hazel Crest	60429	02/10/2005	65,660	12/13/2005	
HomeComings Financial Network, Inc.	Cook	Hazel Crest	60429	11/15/2001	72,393	10/17/2005	
HomeComings Financial Network, Inc.	Cook	Hazel Crest	60429	12/21/2004	97,468	12/08/2005	
HomeComings Financial Network, Inc.	Cook	Hazel Crest	60429	02/17/2005	170,000	07/06/2005	
HomeComings Financial Network, Inc.	Cook	Hazel Crest	60429	11/22/2004	233,668	11/30/2005	
HomeComings Financial Network, Inc.	Cook	Hazel Crest	60429	02/15/2005	254,818	08/09/2005	
HomeComings Financial Network, Inc.	Cook	Hazel Crest	60429	07/01/2004	222,193	12/22/2005	01/11/2006
HomeComings Financial Network, Inc.	Cook	Homewood	60430	03/12/2003	167,248	12/22/2005	
HomeComings Financial Network, Inc.	Cook	Homewood	60430	06/30/2004	142,674	09/20/2005	11/23/2005
HomeComings Financial Network, Inc.	Cook	Homewood	60430	10/26/1999	102,141	09/27/2005	10/07/2005
HomeComings Financial Network, Inc.	Cook	Homewood	60430	02/25/2004	102,234	10/31/2005	
HomeComings Financial Network, Inc.	Cook	Homewood	60430	02/04/2005	89,684	10/27/2005	
HomeComings Financial Network, Inc.	Will	JOLIET	60432	01/24/2001	61,124	11/20/2003	10/21/2005
HomeComings Financial Network, Inc.	Will	Joliet	60432	04/08/2004	0	12/30/2005	03/15/2006
HomeComings Financial Network, Inc.	Will	Joliet	60433	05/05/2003	101,049	09/29/2005	11/04/2005
HomeComings Financial Network, Inc.	Will	Joliet	60433	08/31/2004	134,183	09/22/2005	
HomeComings Financial Network, Inc.	Will	Cresthill	60435	09/04/1998	0	10/21/2005	12/13/2005
HomeComings Financial Network, Inc.	Will	Joilet	60435	03/11/2004	124,526	10/31/2005	
HomeComings Financial Network, Inc.	Will	Joliet	60435	11/26/2002	154,134	09/26/2005	
HomeComings Financial Network, Inc.	Will	Joliet	60435	05/23/2005	93,697	11/29/2005	
HomeComings Financial Network, Inc.	Will	Joliet	60435	08/12/2004	0	08/04/2005	08/26/2005
HomeComings Financial Network, Inc.	Will	Joliet	60435	06/25/2003	0	09/06/2005	01/12/2006
HomeComings Financial Network, Inc.	Will	Joliet	60436	06/25/1999	29,994	09/19/2005	
HomeComings Financial Network, Inc.	Will	Joliet	60436	06/30/2001	34,023	11/29/2005	
HomeComings Financial Network, Inc.	Will	Joliet	60436	10/30/2003	97,742	12/07/2005	02/16/2006
HomeComings Financial Network, Inc.	Will	Joliet	60436	07/12/2004	117,856	08/25/2005	
HomeComings Financial Network, Inc.	Cook	LANSING	60438	05/26/2001	104,956	06/09/2004	12/15/2005
HomeComings Financial Network, Inc.	Cook	Lansing	60438	12/05/2002	0	08/03/2005	09/01/2005
HomeComings Financial Network, Inc.	Cook	Lansing	60438	09/21/2001	160,944	12/16/2005	
HomeComings Financial Network, Inc.	Cook	Lansing	60438	10/01/2004	0	09/06/2005	12/13/2005
HomeComings Financial Network, Inc.	Will	Bolingbrook	60440	05/19/2003	100,852	09/20/2005	
HomeComings Financial Network, Inc.	Will	Bollingbrook	60440	07/22/2004	0	10/27/2005	03/14/2006
HomeComings Financial Network, Inc.	Will	Lockport	60441	10/08/2004	293,500	08/29/2005	10/25/2005
HomeComings Financial Network, Inc.	Will	Lockport	60441	04/30/2001	43,827	10/31/2005	
HomeComings Financial Network, Inc.	Will	Lockport	60441	05/24/2004	207,941	11/29/2005	

Statewide Foreclosures for the Second Half of 2005

Institution Name	County	City	Zip	Loan Date	Loan Amount	Filing Date	Close Date
HomeComings Financial Network, Inc.	COOK	MATTESON	60443	01/08/2001	33,196	02/15/2005	10/07/2005
HomeComings Financial Network, Inc.	Cook	Matteson	60443	03/04/2005	373,819	11/28/2005	
HomeComings Financial Network, Inc.	Cook	Matteson	60443	06/29/2004	105,270	12/29/2005	
HomeComings Financial Network, Inc.	Cook	Matteson	60443	12/02/2004	148,359	09/27/2005	
HomeComings Financial Network, Inc.	Cook	Matteson	60443	12/22/2004	344,036	08/30/2005	
HomeComings Financial Network, Inc.	Cook	Matteson	60443	04/23/2004	168,670	08/23/2005	
HomeComings Financial Network, Inc.	Cook	Matteson	60443	04/19/2005	309,600	10/25/2005	
HomeComings Financial Network, Inc.	Cook	Midlothian	60445	08/27/2003	0	10/26/2005	11/10/2005
HomeComings Financial Network, Inc.	WILL	ROMEOVILLE	60446	09/20/1999	199,871	10/14/2002	08/23/2005
HomeComings Financial Network, Inc.	Will	Romeoville	60446	10/21/2002	146,864	12/29/2005	01/24/2006
HomeComings Financial Network, Inc.	Will	Romeoville	60446	04/21/2005	143,555	12/23/2005	
HomeComings Financial Network, Inc.	Will	Romeoville	60446	12/01/1999	47,463	11/14/2005	02/03/2006
HomeComings Financial Network, Inc.	Will	Romeoville	60446	08/11/2003	97,475	11/30/2005	
HomeComings Financial Network, Inc.	Will	Romeoville	60446	05/26/2005	171,830	11/08/2005	
HomeComings Financial Network, Inc.	Will	Mokena	60448	09/10/2002	0	07/05/2005	11/01/2005
HomeComings Financial Network, Inc.	Will	Monee	60449	01/10/2003	196,115	10/27/2005	
HomeComings Financial Network, Inc.	Will	New Lenox	60451	06/06/2003	149,486	12/05/2005	
HomeComings Financial Network, Inc.	Cook	Oak Forest	60452	04/30/2003	160,697	10/05/2005	
HomeComings Financial Network, Inc.	Cook	Oak Lawn	60453	10/27/2003	74,317	11/29/2005	
HomeComings Financial Network, Inc.	Cook	Oak Lawn	60453	05/10/2004	71,330	08/25/2005	11/09/2005
HomeComings Financial Network, Inc.	Cook	Oak Lawn	60453	04/28/2005	190,000	12/08/2005	
HomeComings Financial Network, Inc.	Cook	Burbank	60459	02/10/2003	0	07/26/2005	08/05/2005
HomeComings Financial Network, Inc.	Cook	Matteson	60461	07/30/2004	226,311	08/24/2005	
HomeComings Financial Network, Inc.	Cook	Olympia Fields	60461	09/14/2004	0	11/16/2005	01/31/2006
HomeComings Financial Network, Inc.	Cook	Olympia Fields	60461	05/19/2004	268,642	12/28/2005	01/17/2006
HomeComings Financial Network, Inc.	Cook	Olympia Fields	60461	09/07/2004	223,287	11/29/2005	
HomeComings Financial Network, Inc.	Cook	Orland Park	60462	04/19/2004	168,505	11/29/2005	03/13/2006
HomeComings Financial Network, Inc.	Cook	Orland Park	60462	04/11/2002	0	07/12/2005	08/11/2005
HomeComings Financial Network, Inc.	Cook	Palos Park	60464	03/26/2004	334,039	09/26/2005	01/23/2006
HomeComings Financial Network, Inc.	Cook	Park Forest	60466	04/22/2003	75,246	08/11/2005	
HomeComings Financial Network, Inc.	Cook	Park Forest	60466	03/16/2004	89,011	10/31/2005	
HomeComings Financial Network, Inc.	Cook	Park Forest	60466	06/28/2004	89,907	12/28/2005	
HomeComings Financial Network, Inc.	Cook	Park Forest	60466	08/26/2004	120,880	09/30/2005	
HomeComings Financial Network, Inc.	Cook	University Park	60466	07/16/2004	111,960	09/23/2005	
HomeComings Financial Network, Inc.	Cook	University Park	60466	08/29/2003	91,358	08/02/2005	
HomeComings Financial Network, Inc.	Cook	University Park	60466	01/09/2004	166,310	08/01/2005	
HomeComings Financial Network, Inc.	Cook	University Park	60466	07/13/2001	78,094	12/13/2005	
HomeComings Financial Network, Inc.	Cook	Richton Park	60471	03/31/2004	192,699	10/31/2005	
HomeComings Financial Network, Inc.	Cook	Richton Park	60471	04/02/2003	128,617	11/28/2005	
HomeComings Financial Network, Inc.	Cook	Richton Park	60471	04/20/2005	310,000	10/04/2005	

Statewide Foreclosures for the Second Half of 2005

Institution Name	County	City	Zip	Loan Date	Loan Amount	Filing Date	Close Date
HomeComings Financial Network, Inc.	Cook	Richton Park	60471	08/28/2003	114,834	12/28/2005	
HomeComings Financial Network, Inc.	Cook	Richton Park	60471	09/26/2003	77,215	11/01/2005	
HomeComings Financial Network, Inc.	Cook	Richton Park	60471	08/31/2001	122,534	12/28/2005	
HomeComings Financial Network, Inc.	Cook	Robbins	60472	09/24/1999	41,420	09/12/2005	
HomeComings Financial Network, Inc.	Cook	South Holland	60473	12/24/2003	0	07/21/2005	11/29/2005
HomeComings Financial Network, Inc.	Cook	South Holland	60473	04/18/2002	112,104	11/30/2005	
HomeComings Financial Network, Inc.	Cook	South Holland	60473	06/06/2003	131,442	11/30/2005	
HomeComings Financial Network, Inc.	Cook	South Holland	60473	05/30/2003	141,256	10/05/2005	
HomeComings Financial Network, Inc.	Cook	South Holland	60473	08/26/2002	0	08/23/2005	09/28/2005
HomeComings Financial Network, Inc.	Cook	South Holland	60473	03/01/2005	123,883	08/25/2005	
HomeComings Financial Network, Inc.	Cook	Tinley Park	60477	06/17/2004	233,972	09/29/2005	11/11/2005
HomeComings Financial Network, Inc.	Cook	Tinley Park	60477	01/13/2004	194,204	09/27/2005	
HomeComings Financial Network, Inc.	Cook	COUNRTY CLUB HILLS	60478	10/12/1999	0	08/09/2005	10/07/2005
HomeComings Financial Network, Inc.	Cook	Country Club Hills	60478	06/22/2005	223,727	12/07/2005	
HomeComings Financial Network, Inc.	Cook	Country Club Hills	60478	06/07/2002	120,714	10/31/2005	01/23/2006
HomeComings Financial Network, Inc.	Cook	Country Club Hills	60478	11/20/2002	0	11/16/2005	11/30/2005
HomeComings Financial Network, Inc.	Cook	Country Club Hills	60478	03/25/2005	139,556	09/12/2005	
HomeComings Financial Network, Inc.	Cook	Country Club Hills	60478	05/14/2004	126,006	10/14/2005	
HomeComings Financial Network, Inc.	Cook	Country Club Hills	60478	05/27/2004	240,505	09/26/2005	
HomeComings Financial Network, Inc.	Cook	Worth	60482	06/01/2005	85,766	12/06/2005	03/13/2006
HomeComings Financial Network, Inc.	Cook	Worth	60482	01/15/2004	0	08/17/2005	11/16/2005
HomeComings Financial Network, Inc.	Will	Bolingbrook	60490	11/25/2002	0	08/23/2005	10/13/2005
HomeComings Financial Network, Inc.	Will	Bolingbrook	60490	01/16/2004	238,642	12/28/2005	
HomeComings Financial Network, Inc.	Du Page	Aurora	60504	11/03/2003	209,310	11/29/2005	
HomeComings Financial Network, Inc.	Du Page	Aurora	60504	09/16/2002	161,763	11/23/2005	
HomeComings Financial Network, Inc.	Du Page	Aurora	60504	02/20/2004	0	10/04/2005	10/17/2005
HomeComings Financial Network, Inc.	Du Page	Aurora	60504	02/20/2004	0	11/21/2005	12/16/2005
HomeComings Financial Network, Inc.	Du Page	Aurora	60504	01/30/2002	137,013	12/02/2005	
HomeComings Financial Network, Inc.	Kane	Aurora	60505	11/16/2004	117,317	10/28/2005	
HomeComings Financial Network, Inc.	Kane	Aurora	60505	05/24/2004	101,762	12/06/2005	01/24/2006
HomeComings Financial Network, Inc.	Kane	Aurora	60505	11/16/2004	0	07/22/2005	09/01/2005
HomeComings Financial Network, Inc.	KANE	AURORA	60506	10/25/2002	109,011	02/25/2002	08/04/2005
HomeComings Financial Network, Inc.	Kane	Aurora	60506	10/20/2003	142,266	11/22/2005	01/31/2006
HomeComings Financial Network, Inc.	Kane	Batavia	60510	09/27/2002	130,768	08/31/2005	
HomeComings Financial Network, Inc.	Kane	Batavia	60510	09/12/2003	165,143	10/27/2005	
HomeComings Financial Network, Inc.	Du Page	Downers Grove	60515	07/26/2004	355,629	12/22/2005	
HomeComings Financial Network, Inc.	La Salle	Earlville	60518	06/30/2003	100,937	08/02/2005	03/10/2006
HomeComings Financial Network, Inc.	De Kalb	Hinckley	60520	07/30/2004	158,233	11/23/2005	
HomeComings Financial Network, Inc.	Du Page	Oak Brook	60523	11/10/2003	161,944	11/10/2005	12/22/2005
HomeComings Financial Network, Inc.	Cook	La Grange	60525	05/01/2000	189,361	09/27/2005	11/17/2005

Statewide Foreclosures for the Second Half of 2005

Institution Name	County	City	Zip	Loan Date	Loan Amount	Filing Date	Close Date
HomeComings Financial Network, Inc.	Cook	Mc Cook	60525	10/29/2003	176,601	11/29/2005	
HomeComings Financial Network, Inc.	Du Page	Lisle	60532	10/15/1999	0	08/01/2005	08/16/2005
HomeComings Financial Network, Inc.	Cook	Lyons	60534	11/13/2003	0	12/28/2005	01/25/2006
HomeComings Financial Network, Inc.	Kendall	Montgomery	60538	07/31/2002	0	10/21/2005	12/06/2005
HomeComings Financial Network, Inc.	Will	Plainfield	60544	09/16/2004	218,601	10/28/2005	
HomeComings Financial Network, Inc.	Will	Plainfield	60544	09/23/2004	216,508	07/14/2005	
HomeComings Financial Network, Inc.	Will	Plainfield	60544	07/16/2003	30,897	07/25/2005	
HomeComings Financial Network, Inc.	Will	Plainfield	60544	10/22/2004	146,632	09/29/2005	
HomeComings Financial Network, Inc.	Will	Plainfield	60544	02/07/2003	180,208	11/30/2005	12/15/2005
HomeComings Financial Network, Inc.	Will	Plainfield	60544	04/05/2004	0	08/12/2005	09/08/2005
HomeComings Financial Network, Inc.	Will	Plainfield	60544	11/24/2004	229,226	08/22/2005	
HomeComings Financial Network, Inc.	La Salle	Sheridan	60551	02/16/2004	146,191	10/14/2005	12/15/2005
HomeComings Financial Network, Inc.	Du Page	Westmont	60559	12/17/2001	0	08/18/2005	11/22/2005
HomeComings Financial Network, Inc.	Du Page	Westmont	60559	02/14/2005	154,154	09/29/2005	
HomeComings Financial Network, Inc.	Du Page	Naperville	60563	11/27/2001	237,083	10/27/2005	11/02/2005
HomeComings Financial Network, Inc.	Will	Naperville	60564	05/22/2002	0	10/18/2005	02/28/2006
HomeComings Financial Network, Inc.	Will	Naperville	60564	04/29/2002	181,505	08/11/2005	
HomeComings Financial Network, Inc.	Du Page	Naperville	60565	11/15/2002	0	12/22/2005	01/27/2006
HomeComings Financial Network, Inc.	Cook	Chicago	60602	05/24/2005	346,950	12/08/2005	01/13/2006
HomeComings Financial Network, Inc.	Cook	Chicago	60602	05/24/2005	241,834	12/06/2005	12/21/2005
HomeComings Financial Network, Inc.	Cook	Chicago	60602	05/24/2005	340,359	12/06/2005	12/21/2005
HomeComings Financial Network, Inc.	Cook	Chicago	60605	08/22/2002	308,231	08/30/2005	
HomeComings Financial Network, Inc.	Cook	Chicago	60607	04/18/2003	299,763	12/28/2005	
HomeComings Financial Network, Inc.	Cook	Chicago	60608	07/02/2005	160,000	12/16/2005	
HomeComings Financial Network, Inc.	Cook	Chicago	60609	07/22/2002	153,053	09/29/2005	10/18/2005
HomeComings Financial Network, Inc.	Cook	Chicago	60609	05/06/2004	102,569	11/23/2005	
HomeComings Financial Network, Inc.	Cook	Chicago	60609	04/09/2001	0	07/26/2005	08/17/2005
HomeComings Financial Network, Inc.	Cook	Chicago	60609	06/17/2004	62,719	08/24/2005	
HomeComings Financial Network, Inc.	COOK	CHICAGO	60615	12/30/2002	252,000	08/02/2004	07/21/2005
HomeComings Financial Network, Inc.	Cook	Chicago	60615	08/10/2004	193,007	09/06/2005	
HomeComings Financial Network, Inc.	Cook	Chicago	60615	05/11/2005	208,637	11/07/2005	
HomeComings Financial Network, Inc.	Cook	Chicago	60615	08/23/2004	163,138	12/30/2005	
HomeComings Financial Network, Inc.	Cook	Chicago	60616	09/09/2003	223,392	08/02/2005	12/14/2005
HomeComings Financial Network, Inc.	Cook	Chicago	60616	03/04/2005	131,644	10/27/2005	
HomeComings Financial Network, Inc.	Cook	Chicago	60616	02/07/2003	173,017	08/02/2005	
HomeComings Financial Network, Inc.	Cook	Chicago	60617	12/24/2001	106,588	10/31/2005	11/08/2005
HomeComings Financial Network, Inc.	Cook	Chicago	60617	05/10/2005	0	11/29/2005	12/16/2005
HomeComings Financial Network, Inc.	Cook	Chicago	60617	04/28/2005	0	10/04/2005	11/08/2005
HomeComings Financial Network, Inc.	Cook	Chicago	60617	11/14/2003	138,550	08/25/2005	11/22/2005
HomeComings Financial Network, Inc.	Cook	Chicago	60617	05/16/2005	0	10/11/2005	10/27/2005

Statewide Foreclosures for the Second Half of 2005

Institution Name	County	City	Zip	Loan Date	Loan Amount	Filing Date	Close Date
HomeComings Financial Network, Inc.	Cook	Chicago	60617	10/20/2004	0	08/18/2005	02/28/2006
HomeComings Financial Network, Inc.	Cook	Chicago	60617	06/05/2003	62,468	12/05/2005	
HomeComings Financial Network, Inc.	Cook	Chicago	60617	04/30/2004	207,310	10/31/2005	
HomeComings Financial Network, Inc.	Cook	Chicago	60617	03/12/2005	0	08/25/2005	03/15/2006
HomeComings Financial Network, Inc.	Cook	Chicago	60617	10/21/2004	69,281	12/28/2005	02/01/2006
HomeComings Financial Network, Inc.	Cook	Chicago	60617	01/07/2002	195,754	07/28/2005	08/18/2005
HomeComings Financial Network, Inc.	Cook	Chicago	60617	02/20/2004	135,623	12/02/2005	
HomeComings Financial Network, Inc.	Cook	Chicago	60617	01/05/2000	0	10/03/2005	10/25/2005
HomeComings Financial Network, Inc.	Cook	Chicago	60617	10/07/2004	142,790	11/08/2005	
HomeComings Financial Network, Inc.	Cook	Chicago	60617	02/10/2005	82,098	11/30/2005	01/03/2006
HomeComings Financial Network, Inc.	Cook	Chicago	60617	04/01/2005	79,144	10/25/2005	
HomeComings Financial Network, Inc.	Cook	Chicago	60618	05/26/2005	0	12/12/2005	01/25/2006
HomeComings Financial Network, Inc.	COOK	CHICAGO	60619	05/14/1999	67,314	05/26/2004	11/29/2005
HomeComings Financial Network, Inc.	COOK	CHICAGO	60619	06/07/2000	71,822	09/23/2005	
HomeComings Financial Network, Inc.	Cook	Chicago	60619	09/12/2003	186,993	10/31/2005	
HomeComings Financial Network, Inc.	Cook	Chicago	60619	08/22/2003	162,057	12/08/2005	
HomeComings Financial Network, Inc.	Cook	Chicago	60619	08/28/2002	58,707	11/30/2005	
HomeComings Financial Network, Inc.	Cook	Chicago	60619	06/21/2001	51,240	08/11/2005	
HomeComings Financial Network, Inc.	Cook	Chicago	60619	09/15/2004	131,181	10/31/2005	
HomeComings Financial Network, Inc.	Cook	Chicago	60619	08/16/2004	151,719	07/28/2005	
HomeComings Financial Network, Inc.	Cook	Chicago	60619	02/19/2000	48,318	11/23/2005	
HomeComings Financial Network, Inc.	Cook	Chicago	60619	08/12/2002	87,767	12/08/2005	
HomeComings Financial Network, Inc.	Cook	Chicago	60619	11/25/2003	78,627	08/03/2005	02/01/2006
HomeComings Financial Network, Inc.	Cook	Chicago	60619	02/10/2005	129,630	11/30/2005	
HomeComings Financial Network, Inc.	Cook	Chicago	60619	05/14/2004	180,867	12/07/2005	02/24/2006
HomeComings Financial Network, Inc.	Cook	Chicago	60619	12/09/2004	159,344	10/31/2005	
HomeComings Financial Network, Inc.	COOK	CHICAGO	60620	10/04/1999	65,684	09/25/2003	12/12/2005
HomeComings Financial Network, Inc.	Cook	Chicago	60620	04/08/1999	95,358	12/28/2005	
HomeComings Financial Network, Inc.	Cook	Chicago	60620	08/02/2002	0	08/03/2005	12/28/2005
HomeComings Financial Network, Inc.	Cook	Chicago	60620	06/08/2004	105,700	08/02/2005	
HomeComings Financial Network, Inc.	Cook	Chicago	60620	01/04/2005	178,484	11/23/2005	12/07/2005
HomeComings Financial Network, Inc.	Cook	Chicago	60620	01/27/2003	146,228	09/06/2005	
HomeComings Financial Network, Inc.	Cook	Chicago	60620	08/20/2002	126,603	12/20/2005	
HomeComings Financial Network, Inc.	Cook	Chicago	60620	07/26/2004	120,826	12/22/2005	
HomeComings Financial Network, Inc.	Cook	Chicago	60620	09/25/2003	102,999	10/28/2005	
HomeComings Financial Network, Inc.	Cook	Chicago	60620	03/31/2001	76,112	08/18/2005	
HomeComings Financial Network, Inc.	Cook	Chicago	60620	05/13/2003	101,006	09/12/2005	09/21/2005
HomeComings Financial Network, Inc.	Cook	Chicago	60620	02/07/2005	134,531	11/29/2005	
HomeComings Financial Network, Inc.	Cook	Chicago	60620	04/24/2002	84,901	08/03/2005	09/07/2005
HomeComings Financial Network, Inc.	Cook	Chicago	60620	04/24/2002	84,901	12/28/2005	

Statewide Foreclosures for the Second Half of 2005

Institution Name	County	City	Zip	Loan Date	Loan Amount	Filing Date	Close Date
HomeComings Financial Network, Inc.	Cook	Chicago	60620	03/28/2002	0	08/03/2005	10/04/2005
HomeComings Financial Network, Inc.	Cook	Chicago	60620	03/01/2002	103,573	08/22/2005	10/25/2005
HomeComings Financial Network, Inc.	Cook	Chicago	60620	04/18/2005	110,430	10/04/2005	
HomeComings Financial Network, Inc.	Cook	Chicago	60620	12/04/2003	137,574	09/28/2005	
HomeComings Financial Network, Inc.	Cook	Chicago	60620	12/11/2003	136,398	09/27/2005	
HomeComings Financial Network, Inc.	Cook	Chicago	60621	06/22/2004	103,954	08/02/2005	
HomeComings Financial Network, Inc.	Cook	Chicago	60621	07/13/2001	53,111	07/21/2005	
HomeComings Financial Network, Inc.	Cook	Chicago	60621	06/08/2005	135,000	11/21/2005	
HomeComings Financial Network, Inc.	Cook	Chicago	60621	05/02/2003	78,498	08/02/2005	
HomeComings Financial Network, Inc.	Cook	Chicago	60621	10/16/2003	0	12/22/2005	03/07/2006
HomeComings Financial Network, Inc.	Cook	Chicago	60621	06/02/2005	199,722	12/06/2005	
HomeComings Financial Network, Inc.	Cook	Chicago	60621	04/01/2004	75,320	08/01/2005	
HomeComings Financial Network, Inc.	Cook	Chicago	60621	06/01/2001	0	08/31/2005	10/07/2005
HomeComings Financial Network, Inc.	Cook	Chicago	60621	10/17/2003	92,602	12/05/2005	12/29/2005
HomeComings Financial Network, Inc.	Cook	Chicago	60621	08/19/2004	0	08/02/2005	02/07/2006
HomeComings Financial Network, Inc.	Cook	Chicago	60621	04/17/2003	0	08/03/2005	08/26/2005
HomeComings Financial Network, Inc.	Cook	Chicago	60622	10/07/2004	399,241	08/26/2005	
HomeComings Financial Network, Inc.	Cook	Chicago	60622	02/11/2004	281,758	10/28/2005	03/01/2006
HomeComings Financial Network, Inc.	Cook	Chicago	60623	05/22/1998	109,214	09/22/2005	
HomeComings Financial Network, Inc.	Cook	Chicago	60623	06/28/2002	77,170	10/31/2005	
HomeComings Financial Network, Inc.	Cook	Chicago	60623	07/24/2001	0	09/28/2005	10/18/2005
HomeComings Financial Network, Inc.	Cook	Chicago	60623	01/23/2004	0	08/25/2005	09/28/2005
HomeComings Financial Network, Inc.	Cook	Chicago	60624	07/06/2004	177,157	10/31/2005	11/08/2005
HomeComings Financial Network, Inc.	Cook	Chicago	60624	08/16/2004	179,482	08/02/2005	
HomeComings Financial Network, Inc.	Cook	Chicago	60624	06/10/2004	205,481	08/26/2005	
HomeComings Financial Network, Inc.	Cook	Chicago	60624	06/18/2004	93,818	08/02/2005	
HomeComings Financial Network, Inc.	Cook	Chicago	60624	05/31/2005	60,355	11/23/2005	
HomeComings Financial Network, Inc.	Cook	Chicago	60624	05/31/2005	241,131	11/23/2005	
HomeComings Financial Network, Inc.	Cook	Chicago	60624	09/10/2002	150,233	12/28/2005	
HomeComings Financial Network, Inc.	Cook	Chicago	60624	10/22/2004	117,568	10/31/2005	
HomeComings Financial Network, Inc.	COOK	CHICAGO	60628	02/03/2000	84,903	08/08/2001	11/07/2005
HomeComings Financial Network, Inc.	Cook	Chicago	60628	10/21/2003	55,750	08/30/2005	12/01/2005
HomeComings Financial Network, Inc.	Cook	Chicago	60628	04/30/2004	0	11/22/2005	03/14/2006
HomeComings Financial Network, Inc.	Cook	Chicago	60628	03/01/2001	58,861	12/29/2005	
HomeComings Financial Network, Inc.	Cook	Chicago	60628	01/30/2002	76,984	09/06/2005	
HomeComings Financial Network, Inc.	Cook	Chicago	60628	05/04/2000	76,385	07/28/2005	
HomeComings Financial Network, Inc.	Cook	Chicago	60628	11/25/2003	0	09/29/2005	11/01/2005
HomeComings Financial Network, Inc.	Cook	Chicago	60628	01/04/2002	73,868	09/22/2005	10/14/2005
HomeComings Financial Network, Inc.	Cook	Chicago	60628	11/20/1999	72,201	09/19/2005	
HomeComings Financial Network, Inc.	Cook	Chicago	60628	09/30/2003	98,451	09/27/2005	

Statewide Foreclosures for the Second Half of 2005

Institution Name	County	City	Zip	Loan Date	Loan Amount	Filing Date	Close Date
HomeComings Financial Network, Inc.	Cook	Chicago	60628	03/31/2004	128,819	10/31/2005	
HomeComings Financial Network, Inc.	Cook	Chicago	60628	10/06/2004	141,176	09/27/2005	12/01/2005
HomeComings Financial Network, Inc.	Cook	Chicago	60628	12/17/2004	0	08/02/2005	12/01/2005
HomeComings Financial Network, Inc.	Cook	Chicago	60628	11/27/2001	75,711	12/28/2005	
HomeComings Financial Network, Inc.	Cook	Chicago	60628	06/30/2003	93,668	08/26/2005	
HomeComings Financial Network, Inc.	Cook	Chicago	60628	03/17/2003	0	10/12/2005	01/26/2006
HomeComings Financial Network, Inc.	Cook	Chicago	60628	03/03/2005	70,744	12/28/2005	
HomeComings Financial Network, Inc.	Cook	Chicago	60628	07/11/2003	93,229	12/22/2005	
HomeComings Financial Network, Inc.	Cook	Chicago	60628	04/26/2005	125,672	11/30/2005	
HomeComings Financial Network, Inc.	Cook	Chicago	60628	03/03/2003	83,545	09/30/2005	
HomeComings Financial Network, Inc.	Cook	Chicago	60628	06/30/2003	120,689	10/17/2005	
HomeComings Financial Network, Inc.	Cook	Chicago	60628	01/18/2005	129,531	10/27/2005	
HomeComings Financial Network, Inc.	Cook	Chicago	60629	09/26/2002	127,985	11/30/2005	01/03/2006
HomeComings Financial Network, Inc.	Cook	Chicago	60629	11/10/2003	227,784	09/29/2005	
HomeComings Financial Network, Inc.	Cook	Chicago	60629	04/01/2003	105,000	11/30/2005	
HomeComings Financial Network, Inc.	Cook	Chicago	60629	05/25/2004	126,954	09/29/2005	
HomeComings Financial Network, Inc.	Cook	Chicago	60629	04/29/2005	185,777	12/28/2005	
HomeComings Financial Network, Inc.	Cook	Chicago	60629	12/30/2002	112,129	09/28/2005	
HomeComings Financial Network, Inc.	Cook	Chicago	60629	05/17/2004	159,042	07/25/2005	09/02/2005
HomeComings Financial Network, Inc.	Cook	Chicago	60629	11/01/2004	119,549	09/12/2005	
HomeComings Financial Network, Inc.	Cook	Chicago	60629	03/11/2004	133,496	09/27/2005	
HomeComings Financial Network, Inc.	Cook	Chicago	60630	11/18/2003	0	10/25/2005	12/01/2005
HomeComings Financial Network, Inc.	Cook	Chicago	60632	10/29/2004	217,671	08/25/2005	
HomeComings Financial Network, Inc.	Cook	Chicago	60632	11/03/2003	0	11/30/2005	01/27/2006
HomeComings Financial Network, Inc.	Cook	Chicago	60632	05/09/2002	0	07/05/2005	08/19/2005
HomeComings Financial Network, Inc.	Cook	Burham	60633	05/27/2004	104,068	10/04/2005	
HomeComings Financial Network, Inc.	COOK	BURNHAM	60633	10/01/1998	108,912	09/18/2003	09/06/2005
HomeComings Financial Network, Inc.	Cook	Chicago	60633	09/19/2003	101,814	10/11/2005	
HomeComings Financial Network, Inc.	Cook	Chicago	60634	12/16/2004	323,185	12/28/2005	
HomeComings Financial Network, Inc.	Cook	CHICAGO	60636	08/02/2000	71,585	11/24/2003	11/01/2005
HomeComings Financial Network, Inc.	Cook	Chicago	60636	12/29/2004	82,154	11/30/2005	
HomeComings Financial Network, Inc.	Cook	Chicago	60636	05/23/2005	54,652	12/07/2005	01/31/2006
HomeComings Financial Network, Inc.	Cook	Chicago	60636	07/29/2003	0	07/28/2005	08/19/2005
HomeComings Financial Network, Inc.	Cook	Chicago	60636	07/11/2002	73,755	12/22/2005	01/11/2006
HomeComings Financial Network, Inc.	Cook	Chicago	60636	08/21/2003	107,782	10/14/2005	12/21/2005
HomeComings Financial Network, Inc.	Cook	Chicago	60636	11/05/2004	84,569	11/29/2005	
HomeComings Financial Network, Inc.	Cook	Chicago	60636	05/06/2002	56,438	09/22/2005	
HomeComings Financial Network, Inc.	Cook	Chicago	60636	05/09/2005	191,853	10/31/2005	
HomeComings Financial Network, Inc.	Cook	Chicago	60636	03/28/2001	65,882	07/12/2005	
HomeComings Financial Network, Inc.	Cook	Chicago	60636	06/09/2005	112,500	12/08/2005	

Statewide Foreclosures for the Second Half of 2005

Institution Name	County	City	Zip	Loan Date	Loan Amount	Filing Date	Close Date
HomeComings Financial Network, Inc.	Cook	Chicago	60636	11/18/2002	75,007	10/31/2005	
HomeComings Financial Network, Inc.	Cook	Chicago	60636	03/26/2001	34,043	09/16/2005	
HomeComings Financial Network, Inc.	Cook	Chicago	60636	12/12/2002	90,142	08/16/2005	
HomeComings Financial Network, Inc.	Cook	Chicago	60636	06/20/2005	0	12/08/2005	02/23/2006
HomeComings Financial Network, Inc.	Cook	Chicago	60636	03/14/2005	112,313	11/08/2005	12/19/2005
HomeComings Financial Network, Inc.	Cook	Chicago	60636	06/03/2002	77,551	08/25/2005	
HomeComings Financial Network, Inc.	Cook	CHICAGO	60637	03/03/2000	55,700	02/27/2001	12/12/2005
HomeComings Financial Network, Inc.	Cook	Chicago	60637	08/24/2004	248,375	08/03/2005	
HomeComings Financial Network, Inc.	Cook	Chicago	60637	11/30/2001	18,357	08/12/2005	
HomeComings Financial Network, Inc.	Cook	Chicago	60637	06/14/2002	127,894	10/31/2005	
HomeComings Financial Network, Inc.	Cook	Chicago	60638	03/04/2004	162,560	08/29/2005	10/27/2005
HomeComings Financial Network, Inc.	Cook	Chicago	60638	10/25/2004	203,810	12/22/2005	03/06/2006
HomeComings Financial Network, Inc.	Cook	Chicago	60638	11/22/1996	178,311	11/28/2005	12/21/2005
HomeComings Financial Network, Inc.	Cook	Chicago	60639	03/29/2005	163,468	10/28/2005	
HomeComings Financial Network, Inc.	Cook	Chicago	60639	06/16/2003	0	07/25/2005	08/11/2005
HomeComings Financial Network, Inc.	Cook	Chicago	60639	07/29/2005	315,000	12/06/2005	
HomeComings Financial Network, Inc.	Cook	Chicago	60639	02/15/2002	53,111	09/20/2005	10/29/2005
HomeComings Financial Network, Inc.	Cook	Chicago	60639	02/15/2002	53,111	12/16/2005	02/03/2006
HomeComings Financial Network, Inc.	Cook	Chicago	60639	11/10/2004	293,722	10/31/2005	
HomeComings Financial Network, Inc.	Cook	Chicago	60641	07/21/2005	279,200	12/30/2005	
HomeComings Financial Network, Inc.	Cook	Chicago	60641	10/08/2003	279,390	12/22/2005	
HomeComings Financial Network, Inc.	Cook	Chicago	60641	09/09/2003	230,037	08/30/2005	
HomeComings Financial Network, Inc.	Cook	Chicago	60643	06/17/2003	143,603	08/29/2005	03/07/2006
HomeComings Financial Network, Inc.	Cook	Chicago	60643	08/27/2001	62,878	08/01/2005	
HomeComings Financial Network, Inc.	Cook	Chicago	60643	07/24/2003	97,730	08/25/2005	
HomeComings Financial Network, Inc.	Cook	Chicago	60643	06/14/2002	0	11/16/2005	12/29/2005
HomeComings Financial Network, Inc.	Cook	Chicago	60643	03/23/2005	191,728	11/01/2005	
HomeComings Financial Network, Inc.	Cook	Chicago	60643	05/28/2004	62,527	10/27/2005	
HomeComings Financial Network, Inc.	Cook	Chicago	60643	10/20/2004	114,564	09/27/2005	
HomeComings Financial Network, Inc.	Cook	Chicago	60643	08/31/2004	79,425	10/27/2005	
HomeComings Financial Network, Inc.	Cook	Chicago	60643	11/19/2003	185,433	08/30/2005	
HomeComings Financial Network, Inc.	Cook	Chicago	60643	11/24/2003	111,544	12/06/2005	
HomeComings Financial Network, Inc.	Cook	Chicago	60643	10/23/2003	82,058	09/23/2005	12/01/2005
HomeComings Financial Network, Inc.	Cook	Chicago	60644	09/30/2004	177,051	10/31/2005	
HomeComings Financial Network, Inc.	Cook	Chicago	60644	03/12/2004	57,089	08/24/2005	
HomeComings Financial Network, Inc.	Cook	Chicago	60644	11/26/2001	85,653	09/27/2005	10/27/2005
HomeComings Financial Network, Inc.	Cook	Chicago	60644	07/20/2001	64,350	10/25/2005	
HomeComings Financial Network, Inc.	Cook	Chicago	60644	08/05/2004	0	08/24/2005	11/04/2005
HomeComings Financial Network, Inc.	Cook	Chicago	60649	10/08/2003	0	10/31/2005	02/24/2006
HomeComings Financial Network, Inc.	Cook	Chicago	60649	06/21/2002	205,088	12/08/2005	

Statewide Foreclosures for the Second Half of 2005

Institution Name	County	City	Zip	Loan Date	Loan Amount	Filing Date	Close Date
HomeComings Financial Network, Inc.	Cook	Chicago	60649	09/25/2002	94,357	11/23/2005	02/09/2006
HomeComings Financial Network, Inc.	Cook	Chicago	60649	09/14/2004	178,784	10/28/2005	
HomeComings Financial Network, Inc.	Cook	Chicago	60649	01/17/2003	106,665	08/02/2005	
HomeComings Financial Network, Inc.	Cook	CHICAGO	60651	03/10/2000	139,822	05/06/2004	09/29/2005
HomeComings Financial Network, Inc.	Cook	Chicago	60651	07/26/2005	230,000	12/08/2005	
HomeComings Financial Network, Inc.	Cook	Chicago	60651	07/23/2004	152,646	10/31/2005	
HomeComings Financial Network, Inc.	Cook	Chicago	60651	05/09/2002	131,474	09/30/2005	
HomeComings Financial Network, Inc.	Cook	Chicago	60651	09/20/2000	0	10/31/2005	01/04/2006
HomeComings Financial Network, Inc.	Cook	Chicago	60652	04/06/2005	169,022	12/22/2005	
HomeComings Financial Network, Inc.	Cook	Chicago	60653	06/29/2005	511,256	12/28/2005	
HomeComings Financial Network, Inc.	Cook	Chicago	60653	04/27/2004	0	08/31/2005	11/14/2005
HomeComings Financial Network, Inc.	Cook	Chicago	60653	09/25/2002	178,954	11/10/2005	
HomeComings Financial Network, Inc.	Cook	Chicago	60655	06/21/2004	186,594	10/31/2005	01/30/2006
HomeComings Financial Network, Inc.	Cook	Chicago	60656	06/03/2005	0	12/15/2005	02/16/2006
HomeComings Financial Network, Inc.	Cook	Chicago	60657	04/27/2005	269,439	10/31/2005	
HomeComings Financial Network, Inc.	Cook	Elmwood Park	60707	02/21/2005	210,037	08/19/2005	
HomeComings Financial Network, Inc.	Cook	Niles	60714	05/21/2004	287,155	12/06/2005	
HomeComings Financial Network, Inc.	Cook	Niles	60714	12/31/2004	0	08/25/2005	10/12/2005
HomeComings Financial Network, Inc.	Cook	Alsip	60803	06/09/2004	150,087	09/26/2005	
HomeComings Financial Network, Inc.	Cook	Alsip	60803	08/20/2004	88,797	09/29/2005	10/28/2005
HomeComings Financial Network, Inc.	Cook	Alsip	60803	01/30/2003	0	11/30/2005	01/12/2006
HomeComings Financial Network, Inc.	Cook	Alsip	60803	06/30/2004	217,512	12/22/2005	01/12/2006
HomeComings Financial Network, Inc.	Cook	Cicero	60804	06/02/2003	135,288	12/14/2005	
HomeComings Financial Network, Inc.	Cook	Cicero	60804	07/26/2000	12,319	08/25/2005	
HomeComings Financial Network, Inc.	Cook	Cicero	60804	03/12/2003	0	09/06/2005	11/30/2005
HomeComings Financial Network, Inc.	Cook	Cicero	60804	05/03/2002	96,987	07/11/2005	
HomeComings Financial Network, Inc.	Cook	Calumet Park	60827	01/08/2004	77,885	12/09/2005	
HomeComings Financial Network, Inc.	Cook	Calumet Park	60827	08/19/2004	122,450	10/04/2005	
HomeComings Financial Network, Inc.	Cook	Riverdale	60827	04/29/2002	42,816	08/31/2005	11/11/2005
HomeComings Financial Network, Inc.	Cook	Riverdale	60827	06/25/2004	0	08/29/2005	09/23/2005
HomeComings Financial Network, Inc.	Kankakee	Kankakee	60901	02/26/2004	91,126	10/31/2005	
HomeComings Financial Network, Inc.	Kankakee	Kankakee	60901	08/11/2004	61,523	07/25/2005	
HomeComings Financial Network, Inc.	Kankakee	Kankakee	60901	11/07/1997	47,349	11/22/2005	01/05/2006
HomeComings Financial Network, Inc.	Kankakee	Kankakee	60901	10/07/1998	45,219	11/22/2005	12/22/2005
HomeComings Financial Network, Inc.	Kankakee	Kankakee	60901	11/23/2004	62,803	08/19/2005	
HomeComings Financial Network, Inc.	Kankakee	Kankakee	60901	10/07/1998	45,288	11/22/2005	12/23/2005
HomeComings Financial Network, Inc.	Kankakee	Kankakee	60901	01/24/2003	69,930	09/21/2005	
HomeComings Financial Network, Inc.	Kankakee	Kankakee	60901	03/13/2002	57,931	07/13/2005	
HomeComings Financial Network, Inc.	Kankakee	Kankakee	60901	05/24/2005	44,904	12/28/2005	
HomeComings Financial Network, Inc.	Kankakee	Kankakee	60901	02/27/2004	131,790	08/09/2005	09/14/2005

Statewide Foreclosures for the Second Half of 2005

Institution Name	County	City	Zip	Loan Date	Loan Amount	Filing Date	Close Date
HomeComings Financial Network, Inc.	Kankakee	Kankakee	60901	06/18/2004	75,476	08/02/2005	
HomeComings Financial Network, Inc.	Kankakee	Bourbonnais	60914	04/25/2003	211,741	09/26/2005	
HomeComings Financial Network, Inc.	Kankakee	Bourbonnais	60914	03/30/2004	125,650	07/11/2005	
HomeComings Financial Network, Inc.	Kankakee	Bradley	60915	07/08/2003	115,504	07/06/2005	01/10/2006
HomeComings Financial Network, Inc.	Kankakee	Bradley	60915	07/16/2004	80,102	10/27/2005	
HomeComings Financial Network, Inc.	Kankakee	Saint Anne	60964	08/20/2004	174,739	08/25/2005	
HomeComings Financial Network, Inc.	Iroquois	Watseka	60970	09/30/2004	51,676	12/23/2005	
HomeComings Financial Network, Inc.	Boone	Belvidere	61008	12/11/2003	174,127	09/21/2005	
HomeComings Financial Network, Inc.	Boone	Belvidere	61008	04/16/2004	107,203	10/31/2005	
HomeComings Financial Network, Inc.	Lee	Dixon	61021	07/02/2004	89,506	11/22/2005	
HomeComings Financial Network, Inc.	Stephenson	Freeport	61032	09/25/2001	69,153	08/25/2005	
HomeComings Financial Network, Inc.	Ogle	Polo	61064	02/23/2005	113,093	10/25/2005	
HomeComings Financial Network, Inc.	Boone	Poplar Grove	61065	09/05/2003	152,939	12/22/2005	01/24/2006
HomeComings Financial Network, Inc.	Boone	Poplar Grove	61065	05/27/2005	216,379	12/06/2005	01/03/2006
HomeComings Financial Network, Inc.	Whiteside	Rock Falls	61071	11/25/2002	68,036	07/25/2005	
HomeComings Financial Network, Inc.	Whiteside	Sterling	61081	02/11/2003	102,950	09/12/2005	11/23/2005
HomeComings Financial Network, Inc.	Whiteside	Sterling	61081	01/09/2004	57,915	08/02/2005	
HomeComings Financial Network, Inc.	Winnebago	Rockford	61101	04/20/2001	64,386	11/29/2005	
HomeComings Financial Network, Inc.	Winnebago	Rockford	61101	11/20/2003	55,422	12/28/2005	01/31/2006
HomeComings Financial Network, Inc.	Winnebago	Rockford	61102	10/19/1999	25,132	09/12/2005	
HomeComings Financial Network, Inc.	Winnebago	Rockford	61102	04/18/2005	71,406	10/27/2005	
HomeComings Financial Network, Inc.	Winnebago	Rockford	61102	06/05/2003	55,530	11/29/2005	
HomeComings Financial Network, Inc.	Winnebago	Rockford	61102	03/15/2002	63,915	08/16/2005	
HomeComings Financial Network, Inc.	Winnebago	Rockford	61103	10/29/2004	71,559	10/27/2005	
HomeComings Financial Network, Inc.	Winnebago	Rockford	61104	05/12/2005	79,286	12/07/2005	
HomeComings Financial Network, Inc.	Winnebago	Rockford	61104	12/15/2003	65,621	11/23/2005	
HomeComings Financial Network, Inc.	Winnebago	Rockford	61104	08/08/2003	64,026	10/27/2005	
HomeComings Financial Network, Inc.	Winnebago	Rockford	61107	07/15/2004	77,437	09/27/2005	
HomeComings Financial Network, Inc.	Winnebago	Rockford	61107	03/03/2004	149,353	12/01/2005	01/27/2006
HomeComings Financial Network, Inc.	Winnebago	Rockford	61107	03/03/2004	149,353	12/01/2005	
HomeComings Financial Network, Inc.	Winnebago	Rockford	61107	03/03/2004	149,353	12/01/2005	01/13/2006
HomeComings Financial Network, Inc.	Winnebago	Rockford	61107	03/03/2004	149,353	12/01/2005	01/05/2006
HomeComings Financial Network, Inc.	Winnebago	Rockford	61108	04/17/2003	55,910	12/23/2005	
HomeComings Financial Network, Inc.	Winnebago	Rockford	61109	09/19/2003	60,284	10/28/2005	
HomeComings Financial Network, Inc.	Winnebago	Loves Park	61111	05/19/2003	70,347	07/06/2005	
HomeComings Financial Network, Inc.	Rock Island	Rock Island	61201	03/12/1998	30,415	10/11/2005	
HomeComings Financial Network, Inc.	Rock Island	Rock Island	61201	11/01/2004	94,238	12/08/2005	
HomeComings Financial Network, Inc.	Rock Island	Rock Island	61201	02/07/2000	24,283	08/02/2005	02/28/2006
HomeComings Financial Network, Inc.	Henry	Andover	61233	12/28/2004	94,544	11/22/2005	
HomeComings Financial Network, Inc.	Henry	Cambridge	61238	08/03/2004	62,556	08/22/2005	

Statewide Foreclosures for the Second Half of 2005

Institution Name	County	City	Zip	Loan Date	Loan Amount	Filing Date	Close Date
HomeComings Financial Network, Inc.	Henry	Colona	61241	09/19/2003	74,541	10/11/2005	
HomeComings Financial Network, Inc.	Rock Island	East Moline	61244	12/04/2002	67,847	10/27/2005	
HomeComings Financial Network, Inc.	Whiteside	Erie	61250	10/15/1999	0	09/21/2005	12/22/2005
HomeComings Financial Network, Inc.	Henry	Geneseo	61254	11/03/2003	0	11/23/2005	03/15/2006
HomeComings Financial Network, Inc.	Henry	Geneseo	61254	09/26/2003	119,268	08/09/2005	
HomeComings Financial Network, Inc.	Mercer	Matherville	61263	09/07/2004	74,434	11/28/2005	
HomeComings Financial Network, Inc.	Rock Island	Milan	61264	02/25/2003	94,089	12/28/2005	
HomeComings Financial Network, Inc.	ROCK ISLAND	MOLINE	61265	04/30/2001	77,749	07/14/2005	
HomeComings Financial Network, Inc.	Rock Island	Moline	61265	02/28/2005	59,664	11/23/2005	
HomeComings Financial Network, Inc.	Whiteside	Morrison	61270	02/11/2003	50,407	10/27/2005	
HomeComings Financial Network, Inc.	Rock Island	Reynolds	61279	12/21/2000	60,717	12/29/2005	03/01/2006
HomeComings Financial Network, Inc.	Rock Island	Silvis	61282	05/13/2002	112,036	11/29/2005	
HomeComings Financial Network, Inc.	Carroll	Thomson	61285	02/20/2001	148,833	11/28/2005	02/14/2006
HomeComings Financial Network, Inc.	La Salle	La Salle	61301	03/23/2001	78,226	09/26/2005	02/28/2006
HomeComings Financial Network, Inc.	La Salle	Ottawa	61350	05/15/2003	59,589	12/21/2005	01/26/2006
HomeComings Financial Network, Inc.	La Salle	Peru	61354	01/31/2003	74,848	10/05/2005	
HomeComings Financial Network, Inc.	Bureau	Princeton	61356	06/25/2004	79,562	09/27/2005	
HomeComings Financial Network, Inc.	Bureau	Spring Valley	61362	10/01/2003	75,220	09/13/2005	
HomeComings Financial Network, Inc.	Bureau	Spring Valley	61362	09/30/2004	49,557	07/27/2005	
HomeComings Financial Network, Inc.	La Salle	Streator	61364	11/03/2004	66,665	12/19/2005	
HomeComings Financial Network, Inc.	Knox	Galesburg	61401	06/27/2003	46,268	07/12/2005	
HomeComings Financial Network, Inc.	Knox	Galesburg	61401	05/26/2005	78,850	10/11/2005	01/03/2006
HomeComings Financial Network, Inc.	Knox	Galesburg	61401	02/11/2005	100,000	07/11/2005	
HomeComings Financial Network, Inc.	Knox	Galesburg	61401	12/22/2003	56,222	10/12/2005	
HomeComings Financial Network, Inc.	Knox	Galesburg	61401	10/16/2003	91,936	10/04/2005	
HomeComings Financial Network, Inc.	Knox	Galesburg	61401	10/15/2004	51,288	07/21/2005	
HomeComings Financial Network, Inc.	Knox	Abingdon	61410	07/09/2004	50,024	11/16/2005	
HomeComings Financial Network, Inc.	Henry	Kewanee	61443	07/23/2002	44,228	09/14/2005	
HomeComings Financial Network, Inc.	Henry	Kewanee	61443	03/30/2005	52,500	09/12/2005	
HomeComings Financial Network, Inc.	Warren	Monmouth	61462	05/30/2001	59,810	08/24/2005	10/10/2005
HomeComings Financial Network, Inc.	Warren	Monmouth	61462	06/24/2004	75,603	08/31/2005	10/28/2005
HomeComings Financial Network, Inc.	Knox	Oneida	61467	12/12/2003	67,005	12/14/2005	02/02/2006
HomeComings Financial Network, Inc.	Fulton	Banner	61520	07/22/2003	31,321	11/29/2005	
HomeComings Financial Network, Inc.	Fulton	Canton	61520	08/20/2004	55,290	08/25/2005	09/08/2005
HomeComings Financial Network, Inc.	Fulton	Canton	61520	02/09/2004	152,884	12/28/2005	
HomeComings Financial Network, Inc.	Fulton	Canton	61520	12/03/2003	52,258	11/29/2005	12/13/2005
HomeComings Financial Network, Inc.	Fulton	Canton	61520	11/02/2001	0	08/26/2005	09/29/2005
HomeComings Financial Network, Inc.	Peoria	Chillicothe	61523	08/05/2004	160,302	12/08/2005	
HomeComings Financial Network, Inc.	Peoria	Dunlap	61525	07/07/2004	0	11/29/2005	12/21/2005
HomeComings Financial Network, Inc.	Woodford	Eureka	61530	06/06/2003	92,770	12/30/2005	

Statewide Foreclosures for the Second Half of 2005

Institution Name	County	City	Zip	Loan Date	Loan Amount	Filing Date	Close Date
HomeComings Financial Network, Inc.	Tazewell	Green Valley	61534	06/17/2005	71,854	12/28/2005	
HomeComings Financial Network, Inc.	Tazewell	Marquette Heights	61554	08/30/2004	108,211	12/28/2005	
HomeComings Financial Network, Inc.	Tazewell	Pekin	61554	02/12/2004	98,300	09/29/2005	
HomeComings Financial Network, Inc.	Tazewell	Pekin	61554	02/08/2002	47,236	12/28/2005	
HomeComings Financial Network, Inc.	Tazewell	Pekin	61554	11/24/2003	51,670	09/08/2005	
HomeComings Financial Network, Inc.	Tazewell	Pekin	61554	09/17/2003	88,819	08/30/2005	
HomeComings Financial Network, Inc.	Tazewell	Pekin	61554	12/18/2003	88,692	09/21/2005	
HomeComings Financial Network, Inc.	Tazewell	Pekin	61554	04/27/2004	69,345	08/25/2005	
HomeComings Financial Network, Inc.	Tazewell	Pekin	61554	06/13/2005	64,400	11/04/2005	
HomeComings Financial Network, Inc.	Putnam	Putnam	61560	06/08/2004	63,680	11/28/2005	02/17/2006
HomeComings Financial Network, Inc.	Tazewell	Washington	61571	03/29/2005	90,910	08/30/2005	
HomeComings Financial Network, Inc.	Tazewell	Washington	61571	03/01/2004	128,553	08/26/2005	
HomeComings Financial Network, Inc.	Peoria	Peoria	61603	06/15/2004	74,057	09/30/2005	
HomeComings Financial Network, Inc.	Peoria	Peoria	61603	10/17/2001	57,300	10/17/2005	
HomeComings Financial Network, Inc.	Peoria	Peoria	61603	12/23/2003	96,146	11/29/2005	02/13/2006
HomeComings Financial Network, Inc.	Peoria	Peoria	61604	07/13/2004	102,588	10/31/2005	
HomeComings Financial Network, Inc.	Peoria	Peoria	61604	09/20/2004	69,613	08/03/2005	
HomeComings Financial Network, Inc.	Peoria	Peoria	61606	08/04/2003	115,743	09/21/2005	
HomeComings Financial Network, Inc.	Peoria	Peoria	61606	11/21/2003	93,698	08/02/2005	
HomeComings Financial Network, Inc.	Peoria	Peoria	61606	05/19/1999	36,030	11/28/2005	
HomeComings Financial Network, Inc.	Peoria	Bartonville	61607	06/18/2002	72,306	11/07/2005	
HomeComings Financial Network, Inc.	Tazewell	Creve Coeur	61610	06/24/2003	0	08/10/2005	11/04/2005
HomeComings Financial Network, Inc.	Tazewell	East Peoria	61611	05/01/2003	63,216	07/27/2005	
HomeComings Financial Network, Inc.	Peoria	Peoria	61614	04/30/2003	113,531	08/03/2005	10/12/2005
HomeComings Financial Network, Inc.	Peoria	Peoria	61614	12/05/2003	92,081	08/10/2005	09/23/2005
HomeComings Financial Network, Inc.	Peoria	Peoria	61615	07/19/2000	50,948	08/03/2005	
HomeComings Financial Network, Inc.	PEORIA	Peoria Heights	61616	08/12/2003	52,354	09/29/2005	
HomeComings Financial Network, Inc.	McLean	Bloomington	61701	11/18/2004	90,392	09/20/2005	
HomeComings Financial Network, Inc.	Dewitt	Clinton	61727	09/12/2001	43,759	10/28/2005	
HomeComings Financial Network, Inc.	Tazewell	Delavan	61734	10/25/2004	93,023	10/31/2005	
HomeComings Financial Network, Inc.	Tazewell	Delavan	61734	02/03/2004	59,458	12/30/2005	
HomeComings Financial Network, Inc.	McLean	Downs	61736	11/18/2003	118,498	10/27/2005	
HomeComings Financial Network, Inc.	Woodford	El Paso	61738	06/02/2004	75,466	08/01/2005	
HomeComings Financial Network, Inc.	Woodford	El Paso	61738	06/24/2004	101,592	09/26/2005	
HomeComings Financial Network, Inc.	McLean	Gridley	61744	07/11/2003	89,254	11/08/2005	
HomeComings Financial Network, Inc.	Livingston	Pontiac	61764	06/16/2004	88,481	12/22/2005	
HomeComings Financial Network, Inc.	Champaign	Champaign	61820	10/09/2002	47,526	10/03/2005	
HomeComings Financial Network, Inc.	Vermilion	Danville	61832	06/27/2001	33,107	11/21/2005	
HomeComings Financial Network, Inc.	Vermilion	Danville	61832	06/04/2001	34,898	11/21/2005	
HomeComings Financial Network, Inc.	Vermilion	Danville	61832	02/03/2005	63,907	11/23/2005	

Statewide Foreclosures for the Second Half of 2005

Institution Name	County	City	Zip	Loan Date	Loan Amount	Filing Date	Close Date
HomeComings Financial Network, Inc.	Vermilion	Tilton	61833	06/25/2003	59,052	11/29/2005	
HomeComings Financial Network, Inc.	Champaign	Dewey	61840	11/21/2003	62,911	08/25/2005	
HomeComings Financial Network, Inc.	Dewitt	Farmer City	61842	06/29/2001	38,721	07/29/2005	09/29/2005
HomeComings Financial Network, Inc.	Vermilion	Henning	61848	08/30/2002	38,819	12/22/2005	
HomeComings Financial Network, Inc.	Champaign	Homer	61849	04/09/2003	72,455	08/17/2005	
HomeComings Financial Network, Inc.	Champaign	Rantoul	61866	03/09/2004	91,579	10/31/2005	
HomeComings Financial Network, Inc.	Champaign	Rantoul	61866	01/30/2004	79,773	08/31/2005	
HomeComings Financial Network, Inc.	Coles	Ashmore	61912	09/16/2002	38,917	08/02/2005	08/29/2005
HomeComings Financial Network, Inc.	Edgar	Chrisman	61924	02/23/2004	71,111	09/21/2005	
HomeComings Financial Network, Inc.	Coles	Mattoon	61938	11/13/2002	55,822	12/14/2005	
HomeComings Financial Network, Inc.	Douglas	Newman	61942	04/10/2002	45,473	10/27/2005	
HomeComings Financial Network, Inc.	Shelby	Windsor	61957	05/02/2003	71,068	09/30/2005	
HomeComings Financial Network, Inc.	Madison	Alton	62002	07/27/2004	99,813	11/30/2005	
HomeComings Financial Network, Inc.	Madison	Alton	62002	07/31/2002	51,682	12/22/2005	
HomeComings Financial Network, Inc.	Madison	Alton	62002	05/12/2003	118,090	12/22/2005	
HomeComings Financial Network, Inc.	Madison	Alton	62002	05/13/1998	77,915	09/27/2005	
HomeComings Financial Network, Inc.	Madison	Alton	62002	01/24/2002	34,022	09/21/2005	
HomeComings Financial Network, Inc.	Madison	Alton	62002	08/25/2003	172,504	11/22/2005	
HomeComings Financial Network, Inc.	Madison	East Alton	62024	02/04/2005	67,528	07/05/2005	
HomeComings Financial Network, Inc.	Madison	Godfrey	62035	09/10/2004	76,824	11/08/2005	
HomeComings Financial Network, Inc.	Madison	Godfrey	62035	12/10/2004	90,648	10/05/2005	
HomeComings Financial Network, Inc.	Madison	Godfrey	62035	12/30/2002	80,420	10/27/2005	
HomeComings Financial Network, Inc.	Madison	GRANITE CITY	62040	12/01/1999	14,305	08/31/2005	
HomeComings Financial Network, Inc.	Madison	Granite City	62040	08/25/2003	54,071	09/29/2005	
HomeComings Financial Network, Inc.	Madison	Granite City	62040	03/30/2002	101,476	09/02/2005	11/21/2005
HomeComings Financial Network, Inc.	Madison	Granite City	62040	10/31/2001	37,889	11/30/2005	
HomeComings Financial Network, Inc.	Madison	Granite City	62040	06/10/2002	39,779	09/14/2005	
HomeComings Financial Network, Inc.	Madison	Granite City	62040	04/20/2005	71,825	10/04/2005	
HomeComings Financial Network, Inc.	Madison	Hartford	62048	03/24/2003	70,636	11/22/2005	
HomeComings Financial Network, Inc.	Jersey	Jerseyville	62052	02/20/2004	154,280	09/27/2005	
HomeComings Financial Network, Inc.	Madison	Marine	62061	09/23/2004	51,990	09/29/2005	
HomeComings Financial Network, Inc.	Madison	Moro	62067	03/01/2002	95,102	09/23/2005	
HomeComings Financial Network, Inc.	Madison	Moro	62067	07/21/2004	52,820	09/28/2005	
HomeComings Financial Network, Inc.	Macoupin	Mount Olive	62069	04/09/2002	44,223	12/30/2005	
HomeComings Financial Network, Inc.	Montgomery	Ohlman	62076	05/22/2002	16,510	07/26/2005	
HomeComings Financial Network, Inc.	Madison	Roxana	62084	01/18/2005	79,817	08/25/2005	02/10/2006
HomeComings Financial Network, Inc.	Madison	Roxanna	62084	03/17/2005	82,558	08/25/2005	
HomeComings Financial Network, Inc.	Madison	South Roxana	62087	10/20/2003	72,696	10/28/2005	
HomeComings Financial Network, Inc.	Macoupin	Staunton	62088	09/12/2003	74,400	10/18/2005	02/08/2006
HomeComings Financial Network, Inc.	Madison	Wood River	62095	03/04/2005	69,767	07/27/2005	08/12/2005

Statewide Foreclosures for the Second Half of 2005

Institution Name	County	City	Zip	Loan Date	Loan Amount	Filing Date	Close Date
HomeComings Financial Network, Inc.	Madison	Worden	62097	03/15/2005	269,033	12/30/2005	
HomeComings Financial Network, Inc.	Saint Clair	Alton	62202	02/20/2004	55,099	07/25/2005	
HomeComings Financial Network, Inc.	Saint Clair	East St Louis	62203	07/05/2001	56,898	07/29/2005	
HomeComings Financial Network, Inc.	Saint Clair	St Louis	62203	10/17/2003	65,676	11/28/2005	
HomeComings Financial Network, Inc.	Saint Clair	Washington Park	62204	05/10/2004	51,700	11/30/2005	
HomeComings Financial Network, Inc.	Saint Clair	East Saint Louis	62205	10/27/2003	56,229	08/30/2005	
HomeComings Financial Network, Inc.	Saint Clair	East St Louis	62205	05/10/2002	38,370	07/14/2005	09/29/2005
HomeComings Financial Network, Inc.	Saint Clair	Cahokia	62206	05/10/2004	55,386	08/03/2005	
HomeComings Financial Network, Inc.	Saint Clair	Cahokia	62206	06/30/2005	50,150	11/08/2005	
HomeComings Financial Network, Inc.	Saint Clair	Cahokia	62206	03/17/2003	66,278	10/11/2005	
HomeComings Financial Network, Inc.	Saint Clair	Cahokia	62206	05/22/2003	43,872	08/22/2005	
HomeComings Financial Network, Inc.	Saint Clair	Cahokia	62206	11/12/2003	50,471	08/03/2005	08/29/2005
HomeComings Financial Network, Inc.	Saint Clair	Cahokia	62206	06/10/2004	61,510	11/16/2005	
HomeComings Financial Network, Inc.	Saint Clair	Cahokia	62206	06/01/2004	63,610	11/23/2005	
HomeComings Financial Network, Inc.	Saint Clair	Cahokia	62206	10/25/2004	53,019	07/08/2005	
HomeComings Financial Network, Inc.	Saint Clair	East Saint Louis	62206	08/29/2002	55,541	10/27/2005	
HomeComings Financial Network, Inc.	Saint Clair	Centerville	62207	06/18/2004	74,381	11/30/2005	
HomeComings Financial Network, Inc.	Saint Clair	East St Louis	62207	04/26/1999	35,518	10/11/2005	11/30/2005
HomeComings Financial Network, Inc.	Saint Clair	East St Louis	62207	05/23/2002	54,793	10/31/2005	
HomeComings Financial Network, Inc.	Saint Clair	Fairview Height	62208	01/05/2001	23,502	08/10/2005	
HomeComings Financial Network, Inc.	Saint Clair	Fairview Heights	62208	03/31/2004	112,673	09/27/2005	
HomeComings Financial Network, Inc.	Saint Clair	Fairview Heights	62208	04/15/2004	142,982	11/22/2005	
HomeComings Financial Network, Inc.	Saint Clair	Belleville	62220	06/25/2004	95,148	08/02/2005	
HomeComings Financial Network, Inc.	Saint Clair	Belleville	62220	11/28/2001	27,693	08/25/2005	09/15/2005
HomeComings Financial Network, Inc.	Saint Clair	Belleville	62220	09/26/2003	80,160	12/28/2005	
HomeComings Financial Network, Inc.	Saint Clair	Belleville	62220	07/19/2004	97,311	09/22/2005	
HomeComings Financial Network, Inc.	Saint Clair	Belleville	62221	06/02/2004	73,558	08/16/2005	
HomeComings Financial Network, Inc.	Saint Clair	Belleville	62223	09/13/2004	89,830	07/26/2005	
HomeComings Financial Network, Inc.	Saint Clair	Belleville	62223	06/25/2003	47,252	09/28/2005	
HomeComings Financial Network, Inc.	Saint Clair	Swansea	62226	07/25/2001	78,157	09/19/2005	
HomeComings Financial Network, Inc.	Clinton	Breese	62230	01/07/2005	89,399	10/04/2005	12/01/2005
HomeComings Financial Network, Inc.	Clinton	Carlyle	62231	05/21/2004	60,497	12/22/2005	01/23/2006
HomeComings Financial Network, Inc.	Clinton	Carlyle	62231	07/07/2004	212,582	12/28/2005	
HomeComings Financial Network, Inc.	Clinton	Carlyle	62231	06/23/2005	60,504	12/20/2005	02/17/2006
HomeComings Financial Network, Inc.	Randolph	Chester	62233	03/15/2005	56,853	12/20/2005	
HomeComings Financial Network, Inc.	Madison	Collinsville	62234	04/25/2005	96,695	12/29/2005	
HomeComings Financial Network, Inc.	Madison	Collinsville	62234	06/20/2003	49,225	09/21/2005	
HomeComings Financial Network, Inc.	Monroe	Columbia	62236	08/16/2004	152,586	09/26/2005	
HomeComings Financial Network, Inc.	Monroe	Columbia	62236	10/09/2003	118,178	11/03/2005	
HomeComings Financial Network, Inc.	Saint Clair	Dupo	62239	07/31/2003	64,184	11/30/2005	

Statewide Foreclosures for the Second Half of 2005

Institution Name	County	City	Zip	Loan Date	Loan Amount	Filing Date	Close Date
HomeComings Financial Network, Inc.	Madison	Highland	62249	03/14/2005	258,000	08/24/2005	
HomeComings Financial Network, Inc.	Saint Clair	Lebanon	62254	04/12/2004	51,275	10/27/2005	
HomeComings Financial Network, Inc.	Bond	MULBERRY GROVE	62262	08/08/2001	68,756	09/14/2004	07/12/2005
HomeComings Financial Network, Inc.	Washington	Okawville	62271	03/26/2003	72,023	08/15/2005	
HomeComings Financial Network, Inc.	Randolph	Red Bud	62278	06/28/2002	0	10/26/2005	11/09/2005
HomeComings Financial Network, Inc.	Effingham	Effingham	62401	03/11/2002	50,212	10/14/2005	
HomeComings Financial Network, Inc.	Clark	Casey	62420	03/10/2004	65,993	12/09/2005	
HomeComings Financial Network, Inc.	Lawrence	Lawrencevil	62439	09/14/1998	19,991	08/26/2005	09/28/2005
HomeComings Financial Network, Inc.	Lawrence	Lawrenceville	62439	03/06/2003	28,506	09/26/2005	03/07/2006
HomeComings Financial Network, Inc.	Crawford	Robinson	62454	07/15/2003	49,160	07/13/2005	
HomeComings Financial Network, Inc.	Jasper	St Marie	62459	06/08/2001	29,446	09/26/2005	
HomeComings Financial Network, Inc.	Fayette	Vandalia	62471	05/20/2005	88,841	12/29/2005	
HomeComings Financial Network, Inc.	Macon	Decatur	62521	02/07/2002	46,728	07/06/2005	
HomeComings Financial Network, Inc.	Macon	Decatur	62526	06/26/2002	34,045	11/22/2005	12/07/2005
HomeComings Financial Network, Inc.	Macon	Decatur	62526	06/24/1998	18,958	11/30/2005	
HomeComings Financial Network, Inc.	Macon	Niantic	62551	07/16/2004	61,136	07/07/2005	
HomeComings Financial Network, Inc.	Christian	Taylorville	62568	02/24/2003	49,869	11/30/2005	
HomeComings Financial Network, Inc.	Cass	Ashland	62612	06/09/2004	58,042	08/23/2005	
HomeComings Financial Network, Inc.	Sangamon	Auburn	62615	05/12/2005	79,510	12/29/2005	03/08/2006
HomeComings Financial Network, Inc.	Cass	Beardstown	62618	03/31/2003	86,189	09/29/2005	
HomeComings Financial Network, Inc.	Sangamon	Chatham	62629	11/25/2002	186,167	10/31/2005	
HomeComings Financial Network, Inc.	Mason	Havana	62644	09/08/2000	53,029	08/30/2005	
HomeComings Financial Network, Inc.	Mason	Havana	62644	06/12/2004	51,757	12/28/2005	
HomeComings Financial Network, Inc.	Logan	Lincoln	62656	04/14/2003	75,177	09/28/2005	
HomeComings Financial Network, Inc.	Logan	Lincoln	62656	07/25/2003	49,330	09/27/2005	
HomeComings Financial Network, Inc.	Mason	Mason City	62664	07/31/2004	85,894	08/02/2005	03/07/2006
HomeComings Financial Network, Inc.	Menard	Petersburg	62675	06/10/2005	70,152	12/06/2005	
HomeComings Financial Network, Inc.	Sangamon	Pleasant Plains	62677	12/10/2004	74,445	10/27/2005	
HomeComings Financial Network, Inc.	Macoupin	Virден	62690	01/29/2005	148,110	08/30/2005	11/02/2005
HomeComings Financial Network, Inc.	Cass	Virginia	62691	07/31/2003	55,982	10/14/2005	
HomeComings Financial Network, Inc.	Sangamon	Springfield	62702	06/26/2000	36,162	09/22/2005	
HomeComings Financial Network, Inc.	Sangamon	Springfield	62702	03/04/2002	62,235	11/29/2005	
HomeComings Financial Network, Inc.	Sangamon	Springfield	62702	07/15/2005	59,858	12/23/2005	
HomeComings Financial Network, Inc.	Sangamon	Springfield	62703	04/24/2003	52,493	08/02/2005	
HomeComings Financial Network, Inc.	Sangamon	Springfield	62703	09/22/2004	74,590	10/31/2005	
HomeComings Financial Network, Inc.	Sangamon	Springfield	62704	09/13/2002	69,898	09/13/2005	
HomeComings Financial Network, Inc.	Sangamon	Springfield	62707	10/19/2000	115,659	11/30/2005	02/24/2006
HomeComings Financial Network, Inc.	Marion	Centralia	62801	08/07/2002	53,674	08/30/2005	
HomeComings Financial Network, Inc.	Marion	Centralia	62801	05/28/2003	92,256	09/29/2005	
HomeComings Financial Network, Inc.	Marion	Centralia	62801	09/28/2001	36,660	11/08/2005	

Statewide Foreclosures for the Second Half of 2005

Institution Name	County	City	Zip	Loan Date	Loan Amount	Filing Date	Close Date
HomeComings Financial Network, Inc.	Washington	Hoyleton	62803	07/29/2004	108,437	10/27/2005	
HomeComings Financial Network, Inc.	Franklin	Benton	62812	03/23/2004	54,488	09/06/2005	
HomeComings Financial Network, Inc.	Jefferson	Bluford	62814	05/12/2005	55,043	10/31/2005	
HomeComings Financial Network, Inc.	Jefferson	Bluford	62814	09/03/2004	0	09/29/2005	03/01/2006
HomeComings Financial Network, Inc.	White	Grayville	62844	10/10/1998	52,508	09/28/2005	
HomeComings Financial Network, Inc.	Wabash	Mt Carmel	62863	02/27/2003	57,440	07/19/2005	
HomeComings Financial Network, Inc.	Jefferson	Mt Vernon	62864	07/03/2002	33,190	09/15/2005	03/06/2006
HomeComings Financial Network, Inc.	Jefferson	Mt Vernon	62864	09/21/2004	80,012	10/28/2005	
HomeComings Financial Network, Inc.	Marion	Odin	62870	11/22/2002	59,556	10/27/2005	
HomeComings Financial Network, Inc.	Marion	Salem	62881	06/14/2004	74,252	08/02/2005	10/25/2005
HomeComings Financial Network, Inc.	Marion	Sandoval	62882	03/14/2005	54,475	11/30/2005	
HomeComings Financial Network, Inc.	Marion	Sandoval	62882	09/10/2002	49,170	11/29/2005	
HomeComings Financial Network, Inc.	Jefferson	Texico	62889	03/05/2002	29,253	08/09/2005	
HomeComings Financial Network, Inc.	Franklin	West Frankfort	62896	06/08/2005	76,414	12/30/2005	
HomeComings Financial Network, Inc.	Franklin	West Frankfort	62896	04/30/2004	49,622	09/27/2005	
HomeComings Financial Network, Inc.	Union	Cobden	62920	09/06/2002	51,099	11/23/2005	
HomeComings Financial Network, Inc.	Saline	Eldorado	62930	04/15/2003	34,759	08/10/2005	
HomeComings Financial Network, Inc.	Saline	Harrisburg	62946	09/08/2003	68,093	10/31/2005	
HomeComings Financial Network, Inc.	Saline	Harrisburg	62946	06/08/2000	24,252	09/20/2005	10/26/2005
HomeComings Financial Network, Inc.	Williamson	Marion	62959	03/07/2001	29,995	10/31/2005	12/23/2005
HomeComings Financial Network, Inc.	Massac	Metropolis	62960	06/04/2003	77,750	11/17/2005	
HomeComings Financial Network, Inc.	Jackson	Murphysboro	62966	01/28/2005	53,367	08/01/2005	
HomeComings Financial Network, Inc.	Johnson	Ozark	62972	09/24/2003	77,052	08/02/2005	
HomeComings Financial Network, Inc.	Hardin	ROSICLARE	62982	04/01/1999	23,737	11/14/2005	12/06/2005
HomeComings Financial Network, Inc.	Hardin	ROSICLARE	62982	04/01/1999	23,737	11/14/2005	
Homestar Bank	Kankakee	Kankakee	60901	07/31/2002	68,151	10/18/2005	
Homestar Bank	Kankakee	Bourbonnais	60914	09/19/1997	214,418	12/20/2005	
Homestar Bank	Kankakee	Bradley	60915	08/10/1999	74,027	09/29/2005	
Homestar Bank	Kankakee	Bradley	60915	08/18/1995	64,798	01/10/2005	11/28/2005
Homestar Bank	Kankakee	Buckingham	60917	02/25/2005	156,784	09/29/2005	
Homestar Bank	Kankakee	Saint Anne	60964	07/09/2002	195,775	11/15/2005	
Homestar Bank	Iroquois	Watska	60970	07/29/2004	47,611	10/17/2005	
HSBC Mortgage Services Inc.	Lake	FOX LAKE	60020	12/22/2004		12/08/2005	
HSBC Mortgage Services Inc.	McHenry	HARVARD	60033	12/09/2004	158,898	11/02/2005	12/14/2005
HSBC Mortgage Services Inc.	McHenry	HARVARD	60033	12/09/2004	158,898	11/02/2005	
HSBC Mortgage Services Inc.	Lake	KILDEER	60047	11/11/2004	586,229	10/18/2005	
HSBC Mortgage Services Inc.	Mchenry	MCHENRY	60050	10/28/2004	156,099	07/13/2005	
HSBC Mortgage Services Inc.	McHenry	WONDER LAKE	60097	03/30/2005	138,806	09/15/2005	
HSBC Mortgage Services Inc.	Du Page	BARTLETT	60103	05/04/2005	83,946	12/29/2005	
HSBC Mortgage Services Inc.	Cook	BELLWOOD	60104	02/22/2005	164,811	09/09/2005	

Statewide Foreclosures for the Second Half of 2005

Institution Name	County	City	Zip	Loan Date	Loan Amount	Filing Date	Close Date
HSBC Mortgage Services Inc.	Kane	CARPENTERSVILLE	60110	12/13/2004	35,420	10/19/2005	
HSBC Mortgage Services Inc.	Kane	CARPENTERSVILLE	60110	12/13/2004	141,428	10/18/2005	
HSBC Mortgage Services Inc.	Kane	ELGIN	60120	06/03/2005	39,600	12/12/2005	
HSBC Mortgage Services Inc.	Kane	ELGIN	60120	06/03/2005	158,400	12/12/2005	
HSBC Mortgage Services Inc.	Kane	ELGIN	60123	06/24/2005	190,800	12/29/2005	
HSBC Mortgage Services Inc.	McHenry	HUNTLEY	60142	10/08/2004	305,996	11/03/2005	
HSBC Mortgage Services Inc.	Kane	SOUTH ELGIN	60177	06/20/2003	208,635	10/18/2005	
HSBC Mortgage Services Inc.	DeKalb	SYCAMORE	60178	04/11/2005	29,387	11/11/2005	
HSBC Mortgage Services Inc.	DeKalb	SYCAMORE	60178	04/11/2005	117,420	11/11/2005	
HSBC Mortgage Services Inc.	Cook	EVANSTON	60202	12/13/2004	378,182	11/04/2005	
HSBC Mortgage Services Inc.	Cook	STICKNEY	60402	09/14/2004	198,985	07/12/2005	12/09/2005
HSBC Mortgage Services Inc.	Cook	STICKNEY	60402	09/14/2004	198,985	07/12/2005	
HSBC Mortgage Services Inc.	Cook	CALUMET CITY	60409	03/12/2003	8,746	07/09/2004	09/30/2005
HSBC Mortgage Services Inc.	Cook	CHICAGO	60411	09/09/2004	120,948	07/20/2005	
HSBC Mortgage Services Inc.	Cook	DOLTON	60419	02/25/2000	247,398	07/11/2005	
HSBC Mortgage Services Inc.	Cook	HAZEL CREST	60429	11/12/2002	129,894	09/06/2005	
HSBC Mortgage Services Inc.	Will	JOLIET	60433	03/30/2005	23,326	10/25/2005	
HSBC Mortgage Services Inc.	Will	JOLIET	60433	03/30/2005	93,469	10/25/2005	
HSBC Mortgage Services Inc.	Cook	LANSING	60438	01/28/2005	138,963	12/13/2005	
HSBC Mortgage Services Inc.	Will	BOLINGBROOK	60440	11/22/2004	152,682	08/09/2005	
HSBC Mortgage Services Inc.	Will	BOLINGBROOK	60440	12/10/2004	154,974	11/02/2005	
HSBC Mortgage Services Inc.	Cook	RICHTON PARK	60471	01/31/2005	379,198	09/12/2005	
HSBC Mortgage Services Inc.	Cook	RICHTON PARK	60471	12/01/2004	174,160	12/28/2005	
HSBC Mortgage Services Inc.	Du Page	AURORA	60504	09/07/2004	151,408	08/22/2005	
HSBC Mortgage Services Inc.	Kane	AURORA	60505	11/11/2002	163,384	09/20/2005	
HSBC Mortgage Services Inc.	Kane	AURORA	60506	12/03/2004	137,140	09/01/2005	
HSBC Mortgage Services Inc.	DeKalb	SANDWICH	60548	08/30/2004	114,392	12/02/2005	
HSBC Mortgage Services Inc.	Cook	CHICAGO	60609	11/22/2004	97,954	08/11/2005	
HSBC Mortgage Services Inc.	Cook	CHICAGO	60615	07/26/2004	330,543	10/11/2005	
HSBC Mortgage Services Inc.	Cook	CHICAGO	60617	08/16/2004	154,176	09/01/2005	
HSBC Mortgage Services Inc.	Cook	CHICAGO	60620	01/14/2005		07/26/2005	
HSBC Mortgage Services Inc.	Cook	CHICAGO	60620	01/14/2005		07/26/2005	
HSBC Mortgage Services Inc.	Cook	CHICAGO	60620	08/24/2004	188,491	12/02/2005	
HSBC Mortgage Services Inc.	Cook	CHICAGO	60621	12/23/2002	4,379	03/01/2005	09/23/2005
HSBC Mortgage Services Inc.	Cook	CHICAGO	60628	08/31/2004	109,243	10/17/2005	
HSBC Mortgage Services Inc.	Cook	CHICAGO	60628	10/08/2004	54,914	10/24/2005	
HSBC Mortgage Services Inc.	Cook	CHICAGO	60628	06/20/2003	97,285	08/15/2005	
HSBC Mortgage Services Inc.	Cook	CHICAGO	60629	03/15/2003	147,801	12/15/2003	11/29/2005
HSBC Mortgage Services Inc.	Cook	CHICAGO	60629	11/10/2004	74,696	12/06/2005	
HSBC Mortgage Services Inc.	Cook	CHICAGO	60629	11/24/2004	124,861	08/02/2005	

Statewide Foreclosures for the Second Half of 2005

Institution Name	County	City	Zip	Loan Date	Loan Amount	Filing Date	Close Date
HSBC Mortgage Services Inc.	Cook	CHICAGO	60636	09/22/2004	73,473	07/11/2005	12/08/2005
HSBC Mortgage Services Inc.	Cook	CHICAGO	60636	05/13/2004	27,727	07/15/2005	
HSBC Mortgage Services Inc.	Cook	CHICAGO	60636	11/24/2004		10/11/2005	
HSBC Mortgage Services Inc.	Cook	CHICAGO	60636	11/24/2004	24,771	10/11/2005	
HSBC Mortgage Services Inc.	Cook	CHICAGO	60636	09/22/2004	73,473	07/11/2005	
HSBC Mortgage Services Inc.	Cook	CHICAGO	60637	09/07/2004	19,949	10/11/2005	
HSBC Mortgage Services Inc.	Cook	CHICAGO	60638	11/24/2004	213,055	11/02/2005	
HSBC Mortgage Services Inc.	Cook	CHICAGO	60644	08/26/2002	154,395	10/04/2005	
HSBC Mortgage Services Inc.	Cook	CHICAGO	60647	04/26/2004		08/02/2005	
HSBC Mortgage Services Inc.	Cook	CHICAGO	60649	10/08/2004	154,333	09/13/2005	
HSBC Mortgage Services Inc.	Cook	CHICAGO	60649	12/30/2004	199,245	10/11/2005	
HSBC Mortgage Services Inc.	Cook	CHICAGO	60652	08/22/2002	100,440	02/10/2005	09/30/2005
HSBC Mortgage Services Inc.	Cook	CHICAGO	60653	09/30/2004	179,735	04/18/2005	12/22/2005
HSBC Mortgage Services Inc.	Cook	CHICAGO	60653	09/13/2004		09/08/2005	
HSBC Mortgage Services Inc.	Cook	CHICAGO	60653	10/06/2004		09/08/2005	
HSBC Mortgage Services Inc.	Cook	CALUMET PARK	60827	11/23/2004	136,424	08/02/2005	
HSBC Mortgage Services Inc.	Kankakee	MOMENCE	60954	12/06/2004		12/02/2005	
HSBC Mortgage Services Inc.	Iroquois	WATSEKA	60970	12/19/2002	84,164	12/15/2004	08/04/2005
HSBC Mortgage Services Inc.	Boone	BELVIDERE	61008	07/07/2004	11,141	12/09/2005	
HSBC Mortgage Services Inc.	Boone	BELVIDERE	61008	03/24/2005	221,000	12/22/2005	
HSBC Mortgage Services Inc.	Winnebago	PECATONICA	61063	02/09/2005	16,462	12/28/2005	
HSBC Mortgage Services Inc.	Winnebago	PECATONICA	61063	02/09/2005	87,562	12/28/2005	
HSBC Mortgage Services Inc.	Boone	POPLAR GROVE	61065	01/31/2005	32,650	10/11/2005	
HSBC Mortgage Services Inc.	Boone	POPLAR GROVE	61065	01/31/2005	130,615	10/11/2005	
HSBC Mortgage Services Inc.	Whiteside	STERLING	61081	01/07/2002	88,436	02/16/2005	12/06/2005
HSBC Mortgage Services Inc.	Whiteside	STERLING	61081	05/25/2002	95,741	07/06/2005	
HSBC Mortgage Services Inc.	Winnebago	ROCKFORD	61107	05/24/2005	75,568	11/18/2005	
HSBC Mortgage Services Inc.	Winnebago	ROCKFORD	61109	08/27/2004	74,105	10/24/2005	
HSBC Mortgage Services Inc.	Rock Island	SILVIS	61282	12/30/2004	30,886	10/05/2005	
HSBC Mortgage Services Inc.	Rock Island	SILVIS	61282	12/30/2004	137,144	10/05/2005	
HSBC Mortgage Services Inc.	Knox	GALESBURG	61401	03/10/2003	55,206	10/18/2005	
HSBC Mortgage Services Inc.	Knox	GALESBURG	61401	08/13/2002	64,394	07/28/2005	
HSBC Mortgage Services Inc.	Warren	MONMOUTH	61462	05/24/2003	57,860	04/05/2005	11/28/2005
HSBC Mortgage Services Inc.	Knox	VICTORIA	61485	02/11/2003	23,877	11/02/2005	
HSBC Mortgage Services Inc.	Peoria	MAPLETON	61547	11/04/2004	59,793	12/05/2005	
HSBC Mortgage Services Inc.	Peoria	PEORIA	61614	04/25/2005	71,217	10/26/2005	
HSBC Mortgage Services Inc.	Mclean	LE ROY	61752	09/30/2004	39,818	08/04/2005	
HSBC Mortgage Services Inc.	Coles	MATTOON	61938	09/14/2004	33,206	07/20/2005	10/20/2005
HSBC Mortgage Services Inc.	Coles	MATTOON	61938	09/14/2004	33,206	07/20/2005	
HSBC Mortgage Services Inc.	Montgomery	COFFEEN	62017	05/31/2005	50,000	10/18/2005	

Statewide Foreclosures for the Second Half of 2005

Institution Name	County	City	Zip	Loan Date	Loan Amount	Filing Date	Close Date
HSBC Mortgage Services Inc.	Madison	GRANITE CITY	62040	08/04/2004	79,625	10/18/2005	
HSBC Mortgage Services Inc.	Saint Clair	CAHOKIA	62206	12/21/2004	49,859	10/24/2005	
HSBC Mortgage Services Inc.	Bond	GREENVILLE	62246	03/18/2005	80,690	10/19/2005	
HSBC Mortgage Services Inc.	Saint Clair	O FALLON	62269	06/14/2002	156,086	11/29/2005	
HSBC Mortgage Services Inc.	Randolph	SPARTA	62286	11/10/2004	64,708	12/05/2005	
HSBC Mortgage Services Inc.	Monroe	WATERLOO	62298	09/14/2004	114,006	10/17/2005	
HSBC Mortgage Services Inc.	Effingham	EFFINGHAM	62401	09/23/2003	96,294	05/24/2005	11/28/2005
HSBC Mortgage Services Inc.	Lawrence	LAWRENCEVILLE	62439	02/24/2004	56,911	09/01/2005	
HSBC Mortgage Services Inc.	Richland	OLNEY	62450	03/26/2004	61,934	12/22/2005	
HSBC Mortgage Services Inc.	Cass	ASHLAND	62612	08/17/2004	73,446	11/02/2005	
HSBC Mortgage Services Inc.	Sangamon	SPRINGFIELD	62703	10/22/2004	56,747	08/18/2005	
HSBC Mortgage Services Inc.	Sangamon	SPRINGFIELD	62707	05/10/2005	493,200	10/26/2005	
HSBC Mortgage Services Inc.	Franklin	WEST FRANKFORT	62896	03/28/2003	60,400	11/16/2005	
HSBC Mortgage Services Inc.	Massac	BROOKPORT	62910	06/14/2002	115,015	11/14/2005	
HSBC Mortgage Services Inc.	Massac	BROOKPORT	62910	04/15/2005	66,969	10/25/2005	
Illini Bank	Christian	Kincaid	62540	12/11/1999	45,734	02/23/2005	11/18/2005
Illini Bank	Logan	Lincoln	62656	04/30/2009	37,486	07/25/2005	04/11/2006
Illini Bank	Sangamon	Springfield	62702	12/02/1994	43,352	10/26/2006	
Illini State Bank	LaSalle	Lostant	61334	01/09/1995	30,400	11/12/2004	
Inland Bank and Trust	Kane	Elburn	60119	04/24/2002	280,900	10/12/2004	12/23/2005
Ipava State Bank	Fulton	Lewistown	61542	12/10/2001	30,000	11/10/2005	12/29/2005
Iroquois Farmers State Bank	Iroquois	Sheldon	60966	05/31/2002	65,205	10/28/2005	
Iroquois Farmers State Bank	Iroquois	Watseka	60970	11/26/2004	23,826	09/29/2005	
Iroquois Farmers State Bank	Iroquois	Watseka	60970	03/24/2003	44,247	09/29/2005	
Iroquois Farmers State Bank	Iroquois	Watseka	60970	10/12/2004	30,482	09/29/2005	
Iroquois Farmers State Bank	Iroquois	Watseka	60970	05/20/2005	60,674	09/29/2005	
Iroquois Farmers State Bank	Iroquois	Watseka	60970	11/12/2002	26,771	09/29/2005	
Irwin Mortgage Corporation	Lake	Fox Lake	60020	4/13/2004	101,150	12/23/2005	
Irwin Mortgage Corporation	Lake	Lake Villa	60046	11/21/2002	219,214	12/15/2005	
Irwin Mortgage Corporation	Lake	Round Lake	60073	1/14/2004	125,484	11/15/2005	
Irwin Mortgage Corporation	Lake	Waukegan	60087	4/26/2004	140,996	10/6/2005	
Irwin Mortgage Corporation	DuPage	Glendale Heights	60139	8/27/2004	185,939	8/4/2005	
Irwin Mortgage Corporation	Mchenry	Lake in The	60156	4/21/2003	171,333	10/6/2005	
Irwin Mortgage Corporation	DuPage	Wooddale	60191	11/15/2004	287,823	10/4/2005	
Irwin Mortgage Corporation	Will	Crest Hill	60435	11/17/2004	132,553	8/3/2005	
Irwin Mortgage Corporation	Cook	Country Club	60478	10/30/2003	87,047		9/15/2005
Irwin Mortgage Corporation	Will	Plainfield	60544	11/20/2003	178,234		7/27/2005
Irwin Mortgage Corporation	Cook	Chicago	60609	8/28/2000	49,782	11/2/2005	
Irwin Mortgage Corporation	Cook	Chicago	60609	3/8/2004	94,828		8/3/2005
Irwin Mortgage Corporation	Cook	Chicago	60620	6/3/2004	119,495		10/28/2005

Statewide Foreclosures for the Second Half of 2005

Institution Name	County	City	Zip	Loan Date	Loan Amount	Filing Date	Close Date
Irwin Mortgage Corporation	Cook	Chicago	60628	12/29/2004	143,270	8/24/2005	
Irwin Mortgage Corporation	Cook	Chicago	60628	4/30/2003	93,880		11/1/2005
Irwin Mortgage Corporation	Cook	Chicago	60636	6/23/2004	97,614		9/6/2005
Irwin Mortgage Corporation	Vermilion	Hooperston	60942	9/23/2002	38,796	12/15/2005	
Irwin Mortgage Corporation	Vermilion	Hoopeston	60942	12/18/2002	50,900		7/21/2005
Irwin Mortgage Corporation	Winnebago	Winnebago	61088	10/15/2004	106,598	8/30/2005	
Irwin Mortgage Corporation	Winnebago	Rockford	61102	10/30/2003	20,474	12/12/2005	
Irwin Mortgage Corporation	Winnebago	Rockford	61107	8/1/2003	62,603	9/28/2005	
Irwin Mortgage Corporation	Winnebago	Rockford	61109	8/1/2003	62,318	9/28/2005	
Irwin Mortgage Corporation	Winnebago	Loves Park	61111	3/26/2004	76,776	11/28/2005	
Irwin Mortgage Corporation	Marshall	Henry	61537	6/30/2004	98,479	11/21/2005	
Irwin Mortgage Corporation	Fulton	London Mill	61544	5/28/2004	55,556	7/28/2005	
Irwin Mortgage Corporation	Peoria	Princeville	61559	12/1/2003	74,489		8/23/2005
Irwin Mortgage Corporation	Peoria	Peoria	61604	5/10/2004	52,385	10/5/2005	
Irwin Mortgage Corporation	Macon	Maroa	61756	12/30/1999	96,978	8/24/2005	
Irwin Mortgage Corporation	Piatt	Bement	61813	5/10/2002	62,284		12/20/2005
Irwin Mortgage Corporation	Vermilion	Danville	61832	5/30/2003	36,844	10/17/2005	
Irwin Mortgage Corporation	Vermilion	Potomac	61865	9/20/2002	60,037	10/17/2005	
Irwin Mortgage Corporation	Vermilion	Westville	61883	12/18/2002	50,889		12/8/2005
Irwin Mortgage Corporation	Douglas	Arcola	61910	2/13/2003	56,129	12/21/2005	
Irwin Mortgage Corporation	Edgar	Paris	61944	7/10/2002	42,881		11/4/2005
Irwin Mortgage Corporation	Madison	East Alton	62024	5/6/2004	51,539	11/10/2005	
Irwin Mortgage Corporation	Clark	Marshall	62441	10/25/2002	76,408		7/20/2005
Irwin Mortgage Corporation	Jasper	Sainte Mari	62459	3/31/2003	67,028	11/4/2005	
Irwin Mortgage Corporation	Macon	Decatur	62521	2/28/2003	43,873	8/8/2005	
Irwin Mortgage Corporation	Macon	Decatur	62521	10/6/2003	65,705	9/16/2005	
Irwin Mortgage Corporation	Sangamon	Rochester	62563	2/4/2000	132,965		11/1/2005
Irwin Mortgage Corporation	Cass	Beardstown	62618	5/1/2002	51,070	10/20/2005	
Irwin Mortgage Corporation	Morgan	Conrad	62631	3/22/2005	55,991	12/27/2005	
Irwin Mortgage Corporation	Morgan	Jacksonville	62650	3/18/2005	45,393	12/6/2005	
Irwin Mortgage Corporation	Sangamon	Springfield	62703	11/8/2004	38,287	12/14/2005	
Irwin Mortgage Corporation	Sangamon	Springfield	62704	7/26/2002	49,516	10/31/2005	
Jacksonville Savings Bank	MORGAN	ALEXANDER	62601	06/09/2000	33,300	05/22/2005	11/28/2005
Jacksonville Savings Bank	CASS	BEARDSTOWN	62618	04/06/1999	39,932	09/30/2005	
Jacksonville Savings Bank	MORGAN	FRANKLIN	62638	11/21/1997	60,814	04/06/1999	08/15/2005
Jacksonville Savings Bank	MORGAN	FRANKLIN	62638	11/03/2000	30,750	05/22/2005	10/24/2005
Jacksonville Savings Bank	MORGAN	JACKSONVILLE	62650	09/05/2002	70,400	10/12/2005	
Jacksonville Savings Bank	MORGAN	JACKSONVILLE	62650	01/31/2002	61,000	11/17/2004	09/29/2005
Jacksonville Savings Bank	MACOUPIN	VIRDEN	62690	10/12/2001	81,000	11/29/2005	
Jersey State Bank	Madison	Godfrey	62035	07/22/2003	456,000	04/18/2005	12/16/2005

Statewide Foreclosures for the Second Half of 2005

Institution Name	County	City	Zip	Loan Date	Loan Amount	Filing Date	Close Date
Kent Bank	STEPHENSON	FREEPORT	61032	02/16/2001	59,675	07/26/2004	12/09/2005
Kent Bank	STEPHENSON	FREEPORT	61032	12/18/2003	26,000	10/21/2005	03/23/2006
Kinderhook State Bank	Pike	Kinderhook	62345	05/24/2001	104,786		10/05/2005
La Salle State Bank	LaSalle	LaSalle	61301	09/20/2000	27,000	09/01/2005	
Liberty Bank	Madison	Roxana	62024	04/29/1998	26,320	04/29/2005	09/30/2005
Lincoln Park Savings Bank	Lake	Deerfield	60015	10/16/2000	286,818	07/06/2005	
Lincoln Park Savings Bank	Lake	Deerfield	60015	09/19/2002	99,361	07/06/2005	
Lincoln Park Savings Bank	Cook	Chicago	60625	12/22/2003	246,760	08/18/2005	
Lincoln Park Savings Bank	Cook	Chicago	60625	03/19/2004	442,371	10/28/2005	
Lisle Savings Bank	DuPage	Lisle	60532	07/08/2003	316,135	07/14/2005	
Litton Loan Servicing, LP	lake	Antioch	60002	02/21/2002	87,527	06/07/2005	
Litton Loan Servicing, LP	Lake	Antioch	600021827	12/01/2003	171,037	08/31/2005	
Litton Loan Servicing, LP	COOK	Arlington Heights	60004	05/23/2003	487,046	09/07/2005	
Litton Loan Servicing, LP	COOK	Arlington Heights	60005	10/22/2004	128,700	10/31/2005	
Litton Loan Servicing, LP	COOK	Elk Grove	60007	02/06/2004	354,706	08/09/2005	
Litton Loan Servicing, LP	COOK	Elk Grove Village	60007	10/21/2003	215,143	07/07/2005	
Litton Loan Servicing, LP	COOK	ELK GROVE VILLAGE, IL	60007	10/06/1994	52,282	10/04/2005	
Litton Loan Servicing, LP	COOK	Rolling Meadows	60008	02/21/2002	301,756	06/01/2005	
Litton Loan Servicing, LP	COOK	Rolling Meadows	60008	05/06/2003	147,198	11/09/2005	
Litton Loan Servicing, LP	Lake	Barrington	60010	03/16/2005	639,256	11/09/2005	
Litton Loan Servicing, LP	Lake	Port Barrington	60010	06/09/2003	308,724		07/11/2005
Litton Loan Servicing, LP	McHenry	Cary	60013	04/17/2003	157,085	11/23/2005	
Litton Loan Servicing, LP	McHenry	Cary	60013	08/31/2004	342,618	12/06/2005	
Litton Loan Servicing, LP	McHenry	Cary	60013	01/17/2003	380,707	06/02/2005	09/01/2005
Litton Loan Servicing, LP	McHenry	Cary	60013	10/28/2005	489,791	07/29/2005	
Litton Loan Servicing, LP	McHenry	Crystal Lake	60014	10/22/2002	155,886	11/30/2005	
Litton Loan Servicing, LP	McHenry	Crystal Lake	60014	06/26/2003	92,772	10/25/2005	
Litton Loan Servicing, LP	McHenry	Crystal Lake	60014	08/30/2004	205,366	12/16/2005	
Litton Loan Servicing, LP	McHenry	Crystal Lake	60014	08/27/2003	212,427	12/08/2005	
Litton Loan Servicing, LP	McHenry	Village Of Lakewood	60014	06/10/2003	241,149	12/01/2005	
Litton Loan Servicing, LP	Lake	Deerfield	60015	06/25/2003	244,439	09/07/2005	
Litton Loan Servicing, LP	Lake	Deerfield	60015	02/13/1998	214,402	08/16/2005	
Litton Loan Servicing, LP	Lake	Deerfield	60015	01/25/1999	406,538	10/04/2005	
Litton Loan Servicing, LP	COOK	Des Plaines	60016	01/24/2005	286,488	10/31/2005	
Litton Loan Servicing, LP	COOK	Des Plaines	60016	12/17/2004	148,200	10/31/2005	
Litton Loan Servicing, LP	COOK	Glenview	60025	07/19/2004	68,263	12/19/2005	
Litton Loan Servicing, LP	COOK	Glenview	60025	09/14/2004	172,800		09/27/2005
Litton Loan Servicing, LP	COOK	Glenview	60025	12/10/2003	152,773	09/01/2005	
Litton Loan Servicing, LP	Lake	Grayslake	60030	09/30/2004	201,716	08/09/2005	
Litton Loan Servicing, LP	Lake	Grayslake	60030	08/19/2004	259,558	10/04/2005	

Statewide Foreclosures for the Second Half of 2005

Institution Name	County	City	Zip	Loan Date	Loan Amount	Filing Date	Close Date
Litton Loan Servicing, LP	Lake	Gurnee	60031	11/27/2002	178,695	12/06/2005	
Litton Loan Servicing, LP	Lake	Gurnee	60031	12/28/2004	383,061	12/06/2005	
Litton Loan Servicing, LP	McHenry	Harvard	60033	06/05/2003	178,728	12/06/2005	
Litton Loan Servicing, LP	McHenry	Hebron	60034	12/24/2003	130,651	06/07/2005	
Litton Loan Servicing, LP	Lake	Highland Park	60035	12/20/2002	239,795	10/04/2005	
Litton Loan Servicing, LP	Lake	Lake Villa	60046	11/19/2003	123,346	12/08/2005	
Litton Loan Servicing, LP	Lake	Lake Villa	60046	11/19/2003	30,720	12/08/2005	
Litton Loan Servicing, LP	Lake	Lindenhurst	60046	04/16/2003	110,676	09/07/2005	
Litton Loan Servicing, LP	Lake	Lindenhurst	60046	05/30/2003	249,236	06/24/2005	
Litton Loan Servicing, LP	Lake	Lindenhurst	60046	12/17/1999	166,256		08/24/2005
Litton Loan Servicing, LP	Lake	Lake Villa	60046	09/01/2005	109,064	06/24/2005	
Litton Loan Servicing, LP	Lake	Hawthorn Woods	60047	08/27/2004	526,528	12/06/2005	
Litton Loan Servicing, LP	Lake	Libertyville	60048	05/13/2003	369,362	12/06/2005	
Litton Loan Servicing, LP	Lake	Johnsburg	60050	11/08/2002	446,335	08/09/2005	
Litton Loan Servicing, LP	McHenry	Mchenry	60050	04/29/2004	171,546	08/24/2005	
Litton Loan Servicing, LP	McHenry	Mchenry	60050	07/09/2003	214,578	09/07/2005	
Litton Loan Servicing, LP	McHenry	Mchenry	60050	03/30/2004	186,050		11/10/2005
Litton Loan Servicing, LP	McHenry	Mchenry	60050	12/16/2004	152,925	12/16/2005	
Litton Loan Servicing, LP	COOK	Morton Grove	60053	08/19/2004	263,038	07/06/2005	
Litton Loan Servicing, LP	COOK	Morton Grove	60053	11/19/2004	638,400	12/16/2005	
Litton Loan Servicing, LP	COOK	Mount Prospect	60056	05/21/2004	214,310	08/16/2005	
Litton Loan Servicing, LP	COOK	Mount Prospect	60056	01/29/2003	175,579	12/08/2005	
Litton Loan Servicing, LP	Lake	Mundelein	60060	02/12/2003	137,671	09/08/2005	
Litton Loan Servicing, LP	Lake	Mundelein	60060	12/29/2004	226,225	07/26/2005	
Litton Loan Servicing, LP	Lake	Vernon Hills	60061	06/18/2003	134,724	12/06/2005	
Litton Loan Servicing, LP	Lake	North Chicago	60064	12/31/1996	80,520	06/14/2005	
Litton Loan Servicing, LP	COOK	Palatine	60067	09/09/2002	189,711		12/22/2005
Litton Loan Servicing, LP	Lake	Hainesville	60073	09/25/2003	155,922		06/17/2005
Litton Loan Servicing, LP	Lake	Round Lake	60073	07/28/2004	194,542	07/19/2005	
Litton Loan Servicing, LP	Lake	Round Lake	60073	11/30/2004	129,048	10/26/2005	
Litton Loan Servicing, LP	Lake	Round Lake	60073	05/11/2005	119,301	07/07/2005	
Litton Loan Servicing, LP	Lake	Round Lake Beach	60073	02/25/2004	75,196	07/25/2005	
Litton Loan Servicing, LP	Lake	Round Lake Beach	60073	12/31/2001	65,326	07/14/2005	
Litton Loan Servicing, LP	Lake	Round Lake Beach	60073	06/26/2002	155,896		12/15/2005
Litton Loan Servicing, LP	Lake	Round Lake Beach	60073	09/16/2004	206,489	12/06/2005	
Litton Loan Servicing, LP	Lake	Round Lake Park	60073	05/25/2004	88,796	10/31/2005	
Litton Loan Servicing, LP	COOK	Skokie	60076	10/04/2001	35,468	10/17/2005	
Litton Loan Servicing, LP	COOK	Skokie	60076	05/04/2004	445,230	09/07/2005	
Litton Loan Servicing, LP	COOK	Skokie	60077	01/18/2005	151,833	12/06/2005	
Litton Loan Servicing, LP	McHenry	Spring Grove	60081	07/20/2004	400,000	07/12/2005	

Statewide Foreclosures for the Second Half of 2005

Institution Name	County	City	Zip	Loan Date	Loan Amount	Filing Date	Close Date
Litton Loan Servicing, LP	Lake	Waukegan	60085	12/09/2002	94,473	08/09/2005	
Litton Loan Servicing, LP	Lake	Waukegan	60085	10/31/2003	157,636	11/09/2005	
Litton Loan Servicing, LP	Lake	Waukegan	60085	05/28/2003	106,808		08/26/2005
Litton Loan Servicing, LP	Lake	Waukegan	60085	10/14/2003	123,483	06/27/2005	
Litton Loan Servicing, LP	Lake	Waukegan	60085	06/24/2003	121,025	12/12/2005	
Litton Loan Servicing, LP	Lake	Waukegan	60085	06/11/2003	123,653	11/30/2005	
Litton Loan Servicing, LP	Lake	Waukegan	60085	02/22/2002	167,020	12/09/2005	
Litton Loan Servicing, LP	Lake	Waukegan	60085	08/13/2004	131,217	10/17/2005	
Litton Loan Servicing, LP	Lake	Waukegan	60085	08/24/2004	144,988	09/07/2005	
Litton Loan Servicing, LP	Lake	Waukegan	60085	08/24/1998	29,659	06/07/2005	
Litton Loan Servicing, LP	Lake	Waukegan	600850000	05/24/2002	190,145	12/06/2005	
Litton Loan Servicing, LP	Lake	Beach Park	60087	05/27/2004	182,800	09/02/2005	
Litton Loan Servicing, LP	Lake	Waukegan	60087	09/17/1998	144,589	09/09/2005	11/17/2005
Litton Loan Servicing, LP	Lake	Waukegan	600870000	04/19/2002	32,510	10/04/2005	
Litton Loan Servicing, LP	COOK	Wheeling	60090	12/24/2003	249,224	09/13/2005	
Litton Loan Servicing, LP	COOK	Wilmette	60091	04/19/2004	294,330	11/02/2005	
Litton Loan Servicing, LP	Lake	Winthrop Harbor	60096	09/23/2002	120,450	12/29/2005	
Litton Loan Servicing, LP	McHenry	Wonder Lake	60097	03/11/2004	126,952	06/20/2005	
Litton Loan Servicing, LP	McHenry	Wonder Lake	60097	07/26/2004	142,981	12/29/2005	
Litton Loan Servicing, LP	McHenry	Woodstock	60098	03/09/2004	49,070	11/22/2005	
Litton Loan Servicing, LP	Lake	Zion	60099	11/23/2005	126,014	09/07/2005	
Litton Loan Servicing, LP	Lake	Zion	60099	07/21/2003	125,699	12/08/2005	
Litton Loan Servicing, LP	DUPAGE	Addison	60101	05/21/2003	128,266	08/09/2005	
Litton Loan Servicing, LP	DUPAGE	Addison	60101	07/26/2004	104,024	10/17/2005	
Litton Loan Servicing, LP	DUPAGE	Addison	60101	07/27/2001	152,051	07/21/2005	
Litton Loan Servicing, LP	McHenry	Lake In The Hills	60102	06/07/2000	154,065	10/11/2005	
Litton Loan Servicing, LP	COOK	Barlett	60103	11/30/1999	119,330	11/08/2005	
Litton Loan Servicing, LP	COOK	Bartlett	60103	01/15/2003	201,649	09/19/2005	
Litton Loan Servicing, LP	COOK	Bartlett	60103	08/29/2003	246,147	12/06/2005	
Litton Loan Servicing, LP	COOK	Bartlett	60103	02/06/2003	112,273	12/30/2005	
Litton Loan Servicing, LP	COOK	Bellwood	60104	05/12/1999	65,908	08/26/2005	
Litton Loan Servicing, LP	COOK	Bellwood	60104	05/01/2003	128,685	07/07/2005	
Litton Loan Servicing, LP	COOK	Bellwood	60104	01/20/2005	126,617	07/07/2005	
Litton Loan Servicing, LP	DUPAGE	Bensenville	60106	05/30/2003	256,149	11/09/2005	
Litton Loan Servicing, LP	DUPAGE	Bensenville	60106	06/18/2004	99,357	10/04/2005	
Litton Loan Servicing, LP	Cook	Streamwood	60107	06/18/2002	170,498	08/10/2005	11/21/2005
Litton Loan Servicing, LP	Cook	Streamwood	60107	07/24/2002	361,866	07/27/2005	
Litton Loan Servicing, LP	Cook	Streamwood	60107	12/24/2002	303,879	08/31/2005	
Litton Loan Servicing, LP	Cook	Streamwood	601070000	10/20/1999	13,468	11/22/2005	
Litton Loan Servicing, LP	DUPAGE	Bloomingtondale	60108	05/23/2002	278,009	08/17/2005	

Statewide Foreclosures for the Second Half of 2005

Institution Name	County	City	Zip	Loan Date	Loan Amount	Filing Date	Close Date
Litton Loan Servicing, LP	KANE	Carpentersville	60110	08/13/2004	135,293	07/19/2005	
Litton Loan Servicing, LP	KANE	Carpentersville	60110	02/24/2004	155,820	06/29/2005	
Litton Loan Servicing, LP	KANE	West Dundee	60110	07/24/2002	150,831	11/22/2005	
Litton Loan Servicing, LP	DEKALB	DEKALB	60115	02/02/2005	210,475	10/31/2005	
Litton Loan Servicing, LP	DEKALB	DEKALB	60115	08/14/2004	197,759	07/19/2005	
Litton Loan Servicing, LP	DEKALB	DEKALB	60115	01/01/2000	73,793	09/15/2005	11/10/2005
Litton Loan Servicing, LP	DEKALB	DEKALB	60115	12/24/2004	134,513	10/18/2005	
Litton Loan Servicing, LP	Kane	Elgin	60120	07/29/2003	90,421	08/19/2005	
Litton Loan Servicing, LP	Kane	Elgin	60120	04/30/2003	177,970	10/17/2005	
Litton Loan Servicing, LP	Kane	Elgin	60120	03/28/2002	138,168	08/09/2005	
Litton Loan Servicing, LP	Kane	Elgin	60120	09/30/2004	131,788	06/13/2005	
Litton Loan Servicing, LP	Kane	Elgin	60120	10/20/2004	131,903	07/12/2005	
Litton Loan Servicing, LP	Kane	Elgin	60120	06/03/1998	223,935	08/24/2005	
Litton Loan Servicing, LP	Kane	Elgin	60123	08/17/2004	136,851	06/07/2005	
Litton Loan Servicing, LP	Kane	Elgin	60123	07/15/2002	156,311	07/22/2005	
Litton Loan Servicing, LP	Kane	Elgin	60123	08/02/2004	179,722	06/07/2005	
Litton Loan Servicing, LP	Kane	Elgin	60123	10/29/2004	221,470	09/06/2005	
Litton Loan Servicing, LP	COOK	Hanover Park	60133	06/30/2004	130,449	10/24/2005	
Litton Loan Servicing, LP	COOK	Hanover Park	60133	12/16/2004	177,574	11/08/2005	
Litton Loan Servicing, LP	DUPAGE	Glen Ellyn	60137	09/15/2004	247,097	11/22/2005	
Litton Loan Servicing, LP	DUPAGE	Glen Ellyn	60137	02/27/1997	244,556		11/22/2005
Litton Loan Servicing, LP	DUPAGE	Glendale Heights	60139	06/02/2004	229,500	06/21/2005	
Litton Loan Servicing, LP	DUPAGE	Glendale Heights	60139	01/26/2004	123,166		10/13/2005
Litton Loan Servicing, LP	DUPAGE	GLENDALE HEIGHTS	60139	05/22/1998	111,868	11/03/2005	
Litton Loan Servicing, LP	McHenry	Marengo	60152	11/16/2005	390,000	11/03/2005	
Litton Loan Servicing, LP	Cook	Maywood	60153	03/05/2003	143,779		10/26/2005
Litton Loan Servicing, LP	Cook	Maywood	60153	06/22/1998	155,851	11/16/2005	
Litton Loan Servicing, LP	Cook	Maywood	60153	11/16/2001	117,149	06/29/2005	
Litton Loan Servicing, LP	Cook	Maywood	60153	09/22/2004	221,844	07/26/2005	
Litton Loan Servicing, LP	Cook	Maywood	60153	12/30/2004	119,442	12/30/2005	
Litton Loan Servicing, LP	Cook	Maywood	60153	08/13/2003	142,029	12/08/2005	
Litton Loan Servicing, LP	COOK	Westchester	60154	06/09/2003	202,868	08/09/2005	
Litton Loan Servicing, LP	COOK	Westchester	60154	06/19/2003	181,796	10/19/2005	
Litton Loan Servicing, LP	Cook	Westchester	60154	09/14/2004	254,358	06/16/2005	
Litton Loan Servicing, LP	Cook	Westchester	601540000	10/02/1993	144,233	11/28/2005	
Litton Loan Servicing, LP	McHenry	Lake In The Hills	60156	07/01/2004	153,720	06/21/2005	
Litton Loan Servicing, LP	COOK	Berkeley	60163	06/01/2000	133,576	10/31/2005	
Litton Loan Servicing, LP	COOK	Melrose Park	60164	06/30/2003	166,106	12/29/2005	
Litton Loan Servicing, LP	COOK	Northlake	60164	07/30/2004	196,220	07/25/2005	
Litton Loan Servicing, LP	DU PAGE	Roselle	60172	09/24/2003	191,131	07/14/2005	

Statewide Foreclosures for the Second Half of 2005

Institution Name	County	City	Zip	Loan Date	Loan Amount	Filing Date	Close Date
Litton Loan Servicing, LP	DU PAGE	Roselle	60172	11/26/2002	119,753	06/16/2005	
Litton Loan Servicing, LP	KANE	Saint Charles	60174	01/20/2004	146,955	11/08/2005	
Litton Loan Servicing, LP	KANE	Saint Charles	60174	04/05/2005	323,250	10/25/2005	
Litton Loan Servicing, LP	KANE	South Elgin	60177	06/30/2003	132,084	11/03/2005	
Litton Loan Servicing, LP	KANE	South Elgin	60177	02/24/2004	198,663	09/13/2005	
Litton Loan Servicing, LP	KANE	South Elgin	60177	03/23/2001	273,600	10/05/2005	
Litton Loan Servicing, LP	DEKALB	Sycamore	60178	04/30/2003	119,902	08/02/2005	
Litton Loan Servicing, LP	DEKALB	Sycamore	60178	03/06/2003	131,485	08/15/2005	
Litton Loan Servicing, LP	DUPAGE	West Chicago	60185	05/24/2004	194,126	11/17/2005	
Litton Loan Servicing, LP	DUPAGE	West Chicago	601850000	05/29/2002	216,983		10/25/2005
Litton Loan Servicing, LP	DUPAGE	Wheaton	60187	10/08/2002	440,115	08/24/2005	
Litton Loan Servicing, LP	DUPAGE	Wheaton	60187	05/16/2005	508,250	12/14/2005	
Litton Loan Servicing, LP	DUPAGE	Wheaton	601876454	11/14/2003	287,390	06/07/2005	
Litton Loan Servicing, LP	DU PAGE	Carol Stream	60188	01/25/2002	134,344	12/05/2005	
Litton Loan Servicing, LP	DU PAGE	Wood Dale	60191	02/26/2003	148,885	06/17/2005	
Litton Loan Servicing, LP	COOK	Schaumburg	60193	05/11/2004	118,941		12/28/2005
Litton Loan Servicing, LP	COOK	Evanston	60202	06/02/2004	337,046		12/22/2005
Litton Loan Servicing, LP	Cook	Oak Park	60302	08/06/2002	456,896	08/24/2005	
Litton Loan Servicing, LP	Cook	Oak Park	60302	08/27/2004	469,590	07/19/2005	
Litton Loan Servicing, LP	COOK	Oak Park	60304	02/25/2004	285,890	11/07/2005	
Litton Loan Servicing, LP	Cook	Berwyn	60402	11/25/2003	77,983		08/25/2005
Litton Loan Servicing, LP	Cook	Berwyn	60402	01/08/2004	239,541		12/08/2005
Litton Loan Servicing, LP	COOK	Berwyn	60402	11/19/2003	222,341	12/13/2005	
Litton Loan Servicing, LP	COOK	Berwyn	60402	05/28/2004	182,028	10/17/2005	
Litton Loan Servicing, LP	COOK	Berwyn	60402	05/26/2004	174,236	10/17/2005	
Litton Loan Servicing, LP	COOK	Berwyn	60402	08/16/2004	146,837	11/03/2005	
Litton Loan Servicing, LP	Cook	Stickney	60402	07/07/2004	189,215	12/12/2005	
Litton Loan Servicing, LP	Cook	Stickney	60402	09/07/2004	201,271	10/12/2005	
Litton Loan Servicing, LP	Cook	Blue Island	60406	08/18/2004	100,896	08/09/2005	
Litton Loan Servicing, LP	Cook	Blue Island	60406	06/19/2003	125,953	10/18/2005	
Litton Loan Servicing, LP	Cook	Blue Island	60406	10/09/2002	86,903	11/07/2005	12/22/2005
Litton Loan Servicing, LP	WILL	Braidwood	60408	01/17/2005	139,096	07/26/2005	
Litton Loan Servicing, LP	Cook	Calumet City	60409	10/27/2003	135,932	06/14/2005	
Litton Loan Servicing, LP	Cook	Calumet City	60409	09/27/2002	84,218	08/16/2005	10/24/2005
Litton Loan Servicing, LP	Cook	Calumet City	60409	01/02/2003	97,808	09/07/2005	
Litton Loan Servicing, LP	Cook	Calumet City	60409	11/17/2004	96,301	10/28/2005	
Litton Loan Servicing, LP	Cook	Calumet City	60409	04/06/2004	134,562	12/29/2005	
Litton Loan Servicing, LP	Cook	Calumet City	60409	04/16/1999	193,957	08/18/2005	
Litton Loan Servicing, LP	Cook	Calumet City	60409	09/10/2004	117,128	08/16/2005	
Litton Loan Servicing, LP	Cook	Calumet City	60409	08/04/2004	96,657	07/25/2005	

Statewide Foreclosures for the Second Half of 2005

Institution Name	County	City	Zip	Loan Date	Loan Amount	Filing Date	Close Date
Litton Loan Servicing, LP	Cook	Calumet City	60409	12/28/2005	146,736	11/09/2005	
Litton Loan Servicing, LP	Cook	Calumet City	60409	06/26/2003	130,050	10/07/2005	
Litton Loan Servicing, LP	Cook	Calumet City	60409	07/06/2004	59,960	12/28/2005	
Litton Loan Servicing, LP	Cook	Calumet City	60409	05/20/2002	83,446	07/07/2005	
Litton Loan Servicing, LP	WILL	Channahon	60410	09/10/2002	129,226	06/14/2005	
Litton Loan Servicing, LP	Cook	Chicago Heights	60411	02/08/2001	52,875	10/17/2005	11/21/2005
Litton Loan Servicing, LP	Cook	Chicago Heights	60411	08/16/2001	94,213	12/12/2005	
Litton Loan Servicing, LP	Cook	Chicago Heights	60411	04/14/2003	110,297	10/18/2005	
Litton Loan Servicing, LP	Cook	Chicago Heights	60411	08/01/2003	34,644	11/08/2005	
Litton Loan Servicing, LP	Cook	Chicago Heights	60411	05/24/2002	88,484	12/28/2005	
Litton Loan Servicing, LP	Cook	Chicago Heights	60411	10/29/1997	44,484	09/13/2005	
Litton Loan Servicing, LP	Cook	Chicago Heights	60411	02/17/1999	85,182	06/14/2005	
Litton Loan Servicing, LP	Cook	Chicago Heights	60411	06/15/1999	52,492	08/29/2005	
Litton Loan Servicing, LP	Cook	Chicago Heights	60411	11/27/2002	101,302	12/30/2005	
Litton Loan Servicing, LP	Cook	Chicago Heights	60411	05/25/2004	108,577	07/07/2005	
Litton Loan Servicing, LP	Cook	Chicago Heights	60411	04/30/2004	53,316	12/06/2005	
Litton Loan Servicing, LP	Cook	Chicago Heights	60411	07/03/2002	94,768	12/14/2005	
Litton Loan Servicing, LP	Cook	Chicago Heights	60411	01/05/2005	107,685	11/22/2005	
Litton Loan Servicing, LP	COOK	Ford Heights	60411	03/18/2004	31,935	12/08/2005	
Litton Loan Servicing, LP	Cook	Lynwood	60411	12/23/2003	88,844	08/16/2005	
Litton Loan Servicing, LP	Cook	Lynwood	60411	09/08/2004	167,446	09/13/2005	
Litton Loan Servicing, LP	Cook	Sauk Village	60411	02/27/2004	197,074	07/13/2005	
Litton Loan Servicing, LP	Cook	Chicago Ridge	60415	10/27/2004	134,279	10/27/2005	
Litton Loan Servicing, LP	Will	Crete	60417	03/02/1999	146,618	08/23/2005	
Litton Loan Servicing, LP	Will	Crete	60417	04/10/2003	297,573	11/03/2005	
Litton Loan Servicing, LP	Will	Crete	60417	12/18/2002	188,603	12/16/2005	
Litton Loan Servicing, LP	Will	Crete	60417	03/28/2003	204,091	12/30/2005	
Litton Loan Servicing, LP	Will	Crete	60417	05/01/2003	123,453	11/22/2005	
Litton Loan Servicing, LP	Will	Crete	60417	01/28/2003	73,591	10/06/2005	
Litton Loan Servicing, LP	Will	Crete	60417	02/05/2002	169,594	12/29/2005	
Litton Loan Servicing, LP	Will	Crete	60417	02/04/2004	363,430		07/06/2005
Litton Loan Servicing, LP	Cook	Dolton	60419	02/11/1999	61,158	09/26/2005	
Litton Loan Servicing, LP	Cook	Dolton	60419	10/15/1997	60,893		09/23/2005
Litton Loan Servicing, LP	Cook	Dolton	60419	04/16/2003	108,281		06/13/2005
Litton Loan Servicing, LP	Cook	Dolton	60419	10/30/2003	117,806	10/04/2005	
Litton Loan Servicing, LP	Cook	Dolton	60419	03/30/2004	91,943	11/28/2005	
Litton Loan Servicing, LP	Cook	Dolton	60419	04/05/2004	67,462	11/15/2005	
Litton Loan Servicing, LP	Cook	Dolton	60419	06/28/2002	104,463	10/31/2005	
Litton Loan Servicing, LP	Cook	Dolton	60419	01/24/2003	87,189		12/28/2005
Litton Loan Servicing, LP	Cook	Dolton	60419	06/25/2003	117,499	12/08/2005	

Statewide Foreclosures for the Second Half of 2005

Institution Name	County	City	Zip	Loan Date	Loan Amount	Filing Date	Close Date
Litton Loan Servicing, LP	Cook	Dolton	60419	02/14/2003	113,085	10/26/2005	
Litton Loan Servicing, LP	Cook	Dolton	60419	12/21/1994	53,684	06/07/2005	
Litton Loan Servicing, LP	Cook	Dolton	60419	09/10/2002	77,392	08/09/2005	
Litton Loan Servicing, LP	Peoria	Elwood	60421	10/07/1998	130,847	08/26/2005	
Litton Loan Servicing, LP	WILL	Frankfort	60423	12/27/2004	654,631	10/24/2005	
Litton Loan Servicing, LP	WILL	Frankfort	60423	11/19/2003	742,317	12/08/2005	
Litton Loan Servicing, LP	COOK	Glenwood	60425	12/30/2003	104,003	08/09/2005	
Litton Loan Servicing, LP	Cook	Dixmoor	60426	04/18/1997	44,274	12/20/2005	
Litton Loan Servicing, LP	Cook	Harvey	60426	04/23/2002	74,183		11/08/2005
Litton Loan Servicing, LP	Cook	Harvey	60426	06/11/2003	143,710	07/07/2005	
Litton Loan Servicing, LP	Cook	Harvey	60426	07/06/1999	48,969		11/21/2005
Litton Loan Servicing, LP	Cook	Harvey	60426	08/25/2004	55,400	12/06/2005	
Litton Loan Servicing, LP	Cook	Harvey	60426	06/14/2001	66,442		10/12/2005
Litton Loan Servicing, LP	Cook	Harvey	60426	07/11/2003	59,666	12/22/2005	
Litton Loan Servicing, LP	Cook	Harvey	60426	12/20/2001	61,069	10/04/2005	
Litton Loan Servicing, LP	Cook	Harvey	60426	10/28/2003	86,972	12/08/2005	
Litton Loan Servicing, LP	Cook	Harvey	60426	08/20/1999	86,576	09/27/2005	10/10/2005
Litton Loan Servicing, LP	Cook	Hazelcrest	60426	01/26/2000	94,830	07/19/2005	
Litton Loan Servicing, LP	Cook	Markham	60426	04/13/2005	113,273	06/13/2005	
Litton Loan Servicing, LP	Cook	Markham	60426	08/06/2003	109,918	09/21/2005	
Litton Loan Servicing, LP	Cook	Markham	60426	10/28/1997	49,931	09/07/2005	
Litton Loan Servicing, LP	Cook	Markham	60426	12/22/2004	102,978	11/03/2005	
Litton Loan Servicing, LP	Cook	Markham	60426	07/08/2003	72,735	12/08/2005	11/30/2005
Litton Loan Servicing, LP	COOK	Phoenix	604260000	04/16/2002	74,488	09/07/2005	
Litton Loan Servicing, LP	Cook	Hazel Crest	60429	01/31/2002	74,481	11/09/2005	
Litton Loan Servicing, LP	Cook	Hazel Crest	60429	04/23/2003	101,355	07/07/2005	
Litton Loan Servicing, LP	Cook	Hazel Crest	60429	12/12/2001	227,389	11/09/2005	
Litton Loan Servicing, LP	Cook	Hazel Crest	60429	03/04/2004	134,874		12/28/2005
Litton Loan Servicing, LP	Cook	Hazel Crest	60429	05/21/2004	27,371	09/20/2005	
Litton Loan Servicing, LP	Cook	Hazel Crest	60429	01/30/2004	72,606		08/24/2005
Litton Loan Servicing, LP	Cook	Hazel Crest	60429	08/12/1998	95,260	06/21/2005	
Litton Loan Servicing, LP	Cook	Hazel Crest	60429	11/12/2002	115,541	07/07/2005	
Litton Loan Servicing, LP	Cook	Hazel Crest	60429	04/06/2001	57,778	11/03/2005	
Litton Loan Servicing, LP	Cook	Hazelcrest	60429	03/18/2003	46,564	08/09/2005	
Litton Loan Servicing, LP	Cook	Hazel Crest	604290000	05/24/2002	111,533	12/06/2005	
Litton Loan Servicing, LP	Cook	Homewood	60430	05/08/2002	130,591	09/07/2005	
Litton Loan Servicing, LP	Will	Joilet	60431	06/18/2003	188,502	07/29/2005	
Litton Loan Servicing, LP	Will	Joliet	60431	07/23/2004	104,405	10/04/2005	
Litton Loan Servicing, LP	Will	Shorewood	60431	07/11/2003	266,493	07/13/2005	
Litton Loan Servicing, LP	Will	Joliet	60432	10/16/2002	99,518	11/04/2005	12/14/2005

Statewide Foreclosures for the Second Half of 2005

Institution Name	County	City	Zip	Loan Date	Loan Amount	Filing Date	Close Date
Litton Loan Servicing, LP	Will	Joliet	60433	12/08/2003	113,479	06/14/2005	
Litton Loan Servicing, LP	Will	Joliet	60433	10/27/2004	123,574	09/09/2005	
Litton Loan Servicing, LP	Will	Joliet	60433	04/15/2004	97,649	12/08/2005	
Litton Loan Servicing, LP	Will	Joliet	60435	04/23/2004	143,712	12/27/2005	
Litton Loan Servicing, LP	Will	Joliet	60435	12/21/2005	96,085	12/20/2005	
Litton Loan Servicing, LP	Will	Joliet	60435	07/07/2000	100,825	10/07/2005	
Litton Loan Servicing, LP	Will	Joliet	60435	06/26/1998	65,749	12/13/2005	
Litton Loan Servicing, LP	Will	Joliet	60436	11/09/2002	121,258	09/10/2005	
Litton Loan Servicing, LP	WILL	Joliet	60436	07/30/2004	57,000		11/02/2005
Litton Loan Servicing, LP	Cook	Lansing	60438	11/13/2001	125,996	11/15/2005	
Litton Loan Servicing, LP	Cook	Lansing	60438	01/07/2003	118,410	10/04/2005	
Litton Loan Servicing, LP	Cook	Lansing	60438	05/28/2004	119,927	07/12/2005	
Litton Loan Servicing, LP	Cook	Lansing	60438	06/14/2004	181,923	09/16/2005	
Litton Loan Servicing, LP	Cook	Lansing	60438	11/26/1997	82,151	12/01/2005	
Litton Loan Servicing, LP	DU PAGE	Lemont	60439	02/04/2002	485,806	08/09/2005	
Litton Loan Servicing, LP	DU PAGE	Lemont	60439	01/19/2005	232,008	10/31/2005	
Litton Loan Servicing, LP	Will	Bolingbrook	60440	04/21/2003	149,730	10/21/2005	
Litton Loan Servicing, LP	Will	Bolingbrook	60440	06/05/2002	107,172	07/19/2005	
Litton Loan Servicing, LP	Will	Bolingbrook	60440	08/26/2004	146,868	12/06/2005	
Litton Loan Servicing, LP	Will	Bolingbrook	60440	05/21/2004	149,543	12/07/2005	
Litton Loan Servicing, LP	Will	Bolingbrook	60440	08/23/2004	152,694	11/15/2005	
Litton Loan Servicing, LP	Will	Bolingbrook	60440	04/11/2003	86,288	09/07/2005	
Litton Loan Servicing, LP	Will	Lockport	60441	08/14/2002	151,052	11/03/2005	
Litton Loan Servicing, LP	Will	Lockport	60441	07/31/2002	219,353	08/25/2005	
Litton Loan Servicing, LP	Will	Lockport	60441	06/20/2003	159,088	10/04/2005	
Litton Loan Servicing, LP	Will	Lockport	60441	10/26/2004	138,199	12/06/2005	
Litton Loan Servicing, LP	COOK	Matteson	60443	01/17/2003	176,379	10/29/2005	
Litton Loan Servicing, LP	COOK	Matteson	60443	12/10/2003	326,684	09/13/2005	
Litton Loan Servicing, LP	COOK	Matteson	60443	08/17/2005	147,009	08/10/2005	
Litton Loan Servicing, LP	COOK	Matteson	60443	12/19/2002	165,062	10/04/2005	
Litton Loan Servicing, LP	COOK	Matteson	60443	10/22/2004	322,164	11/03/2005	
Litton Loan Servicing, LP	COOK	Matteson	60443	03/07/2003	100,670	08/09/2005	
Litton Loan Servicing, LP	COOK	Crestwood	60445	10/24/2005	215,104	08/31/2005	
Litton Loan Servicing, LP	COOK	Midlothian	60445	03/04/2004	60,804	11/03/2005	
Litton Loan Servicing, LP	Will	Romeoville	60446	02/25/2002	51,033	08/19/2005	
Litton Loan Servicing, LP	Will	Romeoville	60446	01/19/2005	224,755	08/09/2005	
Litton Loan Servicing, LP	Will	Romeoville	60446	04/30/2004	113,069	12/06/2005	
Litton Loan Servicing, LP	Will	Romeoville	60446	12/02/2003	296,426	09/09/2005	
Litton Loan Servicing, LP	Will	Romeoville	60446	12/12/2001	92,622	10/29/2005	
Litton Loan Servicing, LP	Will	Romeoville	60446	06/19/2001	136,325	10/18/2005	

Statewide Foreclosures for the Second Half of 2005

Institution Name	County	City	Zip	Loan Date	Loan Amount	Filing Date	Close Date
Litton Loan Servicing, LP	Will	Romeoville	60446	10/28/2004	204,123	10/04/2005	
Litton Loan Servicing, LP	Will	Romeoville	60446	12/28/2004	195,868	07/26/2005	
Litton Loan Servicing, LP	Will	Romeoville	60446	11/21/2000	173,713	12/16/2005	
Litton Loan Servicing, LP	WILL	Mokena	60448	05/30/2003	233,941	06/14/2005	
Litton Loan Servicing, LP	GRUNDY	Morris	60450	12/18/2003	119,574	08/09/2005	
Litton Loan Servicing, LP	Will	New Lenox	60451	06/30/2004	159,699	10/12/2005	
Litton Loan Servicing, LP	Cook	Oak Forest	60452	10/16/2003	198,873	12/02/2005	
Litton Loan Servicing, LP	Cook	Oak Forest	60452	06/11/2004	118,453	09/20/2005	
Litton Loan Servicing, LP	Cook	Oak Forest	60452	06/11/2004	29,486	12/16/2005	
Litton Loan Servicing, LP	Cook	Oak Forest	60452	07/28/2004	211,805	11/10/2005	
Litton Loan Servicing, LP	Cook	Oak Lawn	60453	11/25/2002	145,358	10/31/2005	
Litton Loan Servicing, LP	Cook	Oak Lawn	60453	10/24/1995	77,461	06/07/2005	
Litton Loan Servicing, LP	Cook	Oak Lawn	60453	04/23/2004	242,018	10/31/2005	
Litton Loan Servicing, LP	Cook	Justice	60458	10/01/2005	240,635	09/09/2005	
Litton Loan Servicing, LP	COOK	Burbank	60459	01/31/2003	111,856	10/06/2005	
Litton Loan Servicing, LP	COOK	Burbank	60459	09/30/2004	228,093	12/30/2005	
Litton Loan Servicing, LP	COOK	Burbank	60459	08/11/2004	273,358	06/13/2005	
Litton Loan Servicing, LP	Cook	Olympia Fields	60461	11/27/2002	217,914	08/18/2005	
Litton Loan Servicing, LP	Cook	Olympia Fields	60461	12/12/2003	146,436	12/06/2005	
Litton Loan Servicing, LP	COOK	Olympia Fields	604610000	10/28/2005	217,795	10/18/2005	
Litton Loan Servicing, LP	Cook	Park Forest	60466	12/13/2005	211,630	12/06/2005	
Litton Loan Servicing, LP	Cook	Park Forest	60466	11/08/2005	88,277	06/24/2005	
Litton Loan Servicing, LP	Cook	Park Forest	60466	09/24/2004	113,721	07/12/2005	
Litton Loan Servicing, LP	Cook	Park Forest	60466	12/31/2000	59,936		10/07/2005
Litton Loan Servicing, LP	Cook	Park Forest	60466	05/23/2000	70,540	06/17/2005	10/05/2005
Litton Loan Servicing, LP	Cook	Park Forest	60466	01/31/2005	92,250	10/31/2005	
Litton Loan Servicing, LP	WILL	University Park	60466	05/23/2002	53,244	10/04/2005	
Litton Loan Servicing, LP	Cook	Orland Park	60467	04/27/2004	182,922	10/04/2005	
Litton Loan Servicing, LP	WILL	Peotone	60468	11/09/1998	224,160	07/07/2005	
Litton Loan Servicing, LP	Cook	Park Forest	60471	03/03/1999	149,095	07/29/2005	
Litton Loan Servicing, LP	Cook	Richton Park	60471	01/31/2002	91,849	09/30/2005	11/07/2005
Litton Loan Servicing, LP	Cook	Richton Park	60471	02/27/2003	72,453	10/18/2005	
Litton Loan Servicing, LP	Cook	Richton Park	60471	10/25/2001	320,557	08/15/2005	11/04/2005
Litton Loan Servicing, LP	Cook	Richton Park	60471	01/12/2004	194,670	11/08/2005	
Litton Loan Servicing, LP	Cook	Richton Park	60471	05/17/2004	130,464	12/06/2005	
Litton Loan Servicing, LP	Cook	Richton Park	60471	07/05/2002	165,363	09/29/2005	
Litton Loan Servicing, LP	Cook	Richton Park	60471	09/29/2003	148,617		11/01/2005
Litton Loan Servicing, LP	Cook	Richton Park	60471	09/30/2004	139,504	07/26/2005	
Litton Loan Servicing, LP	Cook	Richton Park	60471	10/08/2004	349,409	10/31/2005	
Litton Loan Servicing, LP	Cook	Richton Park	60471	01/18/2005	71,097	11/22/2005	

Statewide Foreclosures for the Second Half of 2005

Institution Name	County	City	Zip	Loan Date	Loan Amount	Filing Date	Close Date
Litton Loan Servicing, LP	Cook	Richton Park	60471	01/11/2003	379,015	07/19/2005	
Litton Loan Servicing, LP	Cook	Robbins	60472	06/19/1998	33,240	08/09/2005	
Litton Loan Servicing, LP	Cook	Robbins	60472	12/23/1998	23,776	12/22/2005	
Litton Loan Servicing, LP	Cook	South Holland	60473	08/17/2005	162,462	08/02/2005	
Litton Loan Servicing, LP	Cook	South Holland	60473	06/06/2001	134,175	07/12/2005	
Litton Loan Servicing, LP	Cook	South Holland	60473	09/21/2005	163,336	11/22/2005	
Litton Loan Servicing, LP	Cook	South Holland	60473	04/06/2005	315,835	12/06/2005	
Litton Loan Servicing, LP	Cook	South Holland	60473	08/08/2003	159,506	12/06/2005	
Litton Loan Servicing, LP	Cook	South Holland	60473	06/22/2005	170,607	12/06/2005	
Litton Loan Servicing, LP	Cook	South Holland	60473	03/09/2005	160,880	08/09/2005	
Litton Loan Servicing, LP	Cook	South Holland	60473	07/28/2004	343,151	07/29/2005	
Litton Loan Servicing, LP	Cook	South Holland	60473	07/31/2002	96,448	11/14/2005	
Litton Loan Servicing, LP	Cook	South Holland	60473	07/15/2003	114,728	08/04/2005	10/28/2005
Litton Loan Servicing, LP	Cook	South Holland	60473	12/27/2004	153,666	12/22/2005	
Litton Loan Servicing, LP	Will	Steger	60475	07/30/2003	151,854	11/08/2005	
Litton Loan Servicing, LP	Cook	Tinley Park	60477	12/03/2002	89,062	07/19/2005	
Litton Loan Servicing, LP	Cook	Tinley Park	60477	08/05/2004	127,807	11/17/2005	
Litton Loan Servicing, LP	Cook	COUNRTY CLUB HILLS	60478	05/01/2003	139,993	08/02/2005	
Litton Loan Servicing, LP	Cook	Country Club Hills	60478	07/07/2004	110,707	09/07/2005	
Litton Loan Servicing, LP	Cook	Country Club Hills	60478	01/06/2004	167,504	06/20/2005	
Litton Loan Servicing, LP	Cook	Country Club Hills	60478	05/14/2003	105,674	08/18/2005	
Litton Loan Servicing, LP	Cook	Country Club Hills	60478	07/31/2002	90,931	07/27/2005	
Litton Loan Servicing, LP	Cook	Country Club Hills	60478	12/16/2003	164,000	12/16/2005	
Litton Loan Servicing, LP	WILL	Wilmington	60481	08/10/2004	79,881	09/15/2005	
Litton Loan Servicing, LP	WILL	Wilmington	60481	08/25/2004	195,629	06/28/2005	
Litton Loan Servicing, LP	Cook	Worth	60482	02/25/2000	94,957	12/05/2005	
Litton Loan Servicing, LP	Cook	Worth	60482	12/15/2002	33,269	12/14/2005	
Litton Loan Servicing, LP	WILL	Homer Glen	60491	09/21/2004	329,390	11/22/2005	
Litton Loan Servicing, LP	Cook	Summit	60501	05/28/2004	174,487		10/26/2005
Litton Loan Servicing, LP	Cook	Summit	60501	04/30/2004	38,670	10/04/2005	
Litton Loan Servicing, LP	Cook	Summit	60501	05/12/2004	200,942		12/06/2005
Litton Loan Servicing, LP	Cook	Summit	60501	06/24/1997	105,007	08/09/2005	
Litton Loan Servicing, LP	Du Page	Aurora	60504	09/22/2004	137,020	12/06/2005	
Litton Loan Servicing, LP	Du Page	Aurora	60504	11/26/2002	212,161	06/21/2005	
Litton Loan Servicing, LP	Du Page	Aurora	60504	01/23/2003	109,896	07/19/2005	
Litton Loan Servicing, LP	Du Page	Aurora	60504	05/10/2002	166,544	06/15/2005	
Litton Loan Servicing, LP	Du Page	Aurora	60504	09/10/2003	159,087	09/10/2005	
Litton Loan Servicing, LP	Du Page	Aurora	60504	06/20/2003	137,274	09/10/2005	
Litton Loan Servicing, LP	Du Page	Aurora	60504	08/20/2004	27,915	08/19/2005	
Litton Loan Servicing, LP	Du Page	Aurora	60504	10/28/2004	180,630	10/24/2005	

Statewide Foreclosures for the Second Half of 2005

Institution Name	County	City	Zip	Loan Date	Loan Amount	Filing Date	Close Date
Litton Loan Servicing, LP	DuPage	Aurora	605040000	10/17/2005	276,031	06/21/2005	
Litton Loan Servicing, LP	KANE	Aurora	60505	12/29/2005	158,716	10/04/2005	
Litton Loan Servicing, LP	KANE	Aurora	60505	09/22/2003	83,848	11/16/2005	
Litton Loan Servicing, LP	KANE	Aurora	60505	07/02/2004	101,531	09/20/2005	
Litton Loan Servicing, LP	KANE	Aurora	60505	11/09/2005	108,647	10/18/2005	
Litton Loan Servicing, LP	KANE	Aurora	60505	12/10/2004	125,420	09/26/2005	
Litton Loan Servicing, LP	KANE	Aurora	60505	11/16/2004	150,238	12/13/2005	
Litton Loan Servicing, LP	KANE	Aurora	60505	11/14/2003	127,618	09/06/2005	
Litton Loan Servicing, LP	Kane	Aurora	60506	12/19/1997	77,514	09/01/2005	09/29/2005
Litton Loan Servicing, LP	Kane	Aurora	60506	12/05/2003	191,676	08/15/2005	
Litton Loan Servicing, LP	Kane	Aurora	60506	07/13/2004	143,105	09/07/2005	
Litton Loan Servicing, LP	Kane	Aurora	60506	12/29/2004	116,582	11/15/2005	
Litton Loan Servicing, LP	Kane	Aurora	60506	08/28/2003	116,445	07/21/2005	
Litton Loan Servicing, LP	Kane	Aurora	60506	04/20/2005	203,485	12/06/2005	
Litton Loan Servicing, LP	Kane	Aurora	60506	02/10/2004	247,059	12/16/2005	
Litton Loan Servicing, LP	Kane	Aurora	60506	08/02/2004	179,128	10/04/2005	
Litton Loan Servicing, LP	Du Page	Downers Grove	60515	08/30/2002	205,565	11/29/2005	
Litton Loan Servicing, LP	Du Page	Downers Grove	60515	04/25/2005	364,332	10/25/2005	
Litton Loan Servicing, LP	Du Page	Downers Grove	60516	06/27/2003	136,090	10/04/2005	
Litton Loan Servicing, LP	Du Page	Downers Grove	60516	04/14/1999	237,483	08/09/2005	
Litton Loan Servicing, LP	DUPAGE	Woodridge	60517	07/30/2003	235,430	09/09/2005	
Litton Loan Servicing, LP	DUPAGE	Woodridge	60517	10/04/2004	201,663	08/25/2005	
Litton Loan Servicing, LP	DUPAGE	Woodridge	60517	04/26/2004	189,852	12/30/2005	
Litton Loan Servicing, LP	La Salle	Earlville	60518	12/22/2003	166,852	12/08/2005	
Litton Loan Servicing, LP	DUPAGE	Burr Ridge	60521	05/28/2003	200,663	11/03/2005	
Litton Loan Servicing, LP	COOK	La Grange	60525	05/19/2003	359,457	09/20/2005	
Litton Loan Servicing, LP	COOK	La Grange	60525	07/15/2004	385,141	11/15/2005	
Litton Loan Servicing, LP	DUPAGE	Clarendon Hills	60527	05/29/2002	187,840	11/03/2005	
Litton Loan Servicing, LP	La Salle	Leland	60531	04/30/2003	148,359	12/29/2005	
Litton Loan Servicing, LP	DuPage	Lisle	605320000	07/09/2002	331,644	10/18/2005	
Litton Loan Servicing, LP	KENDALL	Montgomery	60538	03/29/2004	167,528	12/06/2005	
Litton Loan Servicing, LP	KENDALL	Montgomery	60538	07/31/2002	228,832	06/07/2005	
Litton Loan Servicing, LP	KENDALL	Montgomery	60538	12/29/2004	144,596	11/03/2005	
Litton Loan Servicing, LP	Kane	North Aurora	60542	11/23/1999	62,988	09/07/2005	
Litton Loan Servicing, LP	Kane	North Aurora	60542	06/21/2002	104,056	09/16/2005	
Litton Loan Servicing, LP	KENDALL	Oswego	60543	05/31/2002	110,551	08/09/2005	
Litton Loan Servicing, LP	WILL	Plainfield	60544	06/28/2002	210,788	11/29/2005	
Litton Loan Servicing, LP	WILL	Plainfield	60544	12/12/2003	169,259	12/06/2005	
Litton Loan Servicing, LP	DEKALB	Sandwich	60548	02/28/2003	189,231	12/15/2005	
Litton Loan Servicing, LP	DuPage	Westmont	60559	09/02/2004	232,317	12/14/2005	

Statewide Foreclosures for the Second Half of 2005

Institution Name	County	City	Zip	Loan Date	Loan Amount	Filing Date	Close Date
Litton Loan Servicing, LP	Kendall	Yorkville	60560	01/13/2005	186,111	10/12/2005	
Litton Loan Servicing, LP	Will	Naperville	60564	07/28/2003	155,188	07/19/2005	
Litton Loan Servicing, LP	COOK	Chicago	60601	09/03/2004	291,185	12/13/2005	
Litton Loan Servicing, LP	COOK	Chicago	60605	08/20/2004	203,345	07/12/2005	
Litton Loan Servicing, LP	COOK	Chicago	60607	06/23/2003	264,054	07/19/2005	
Litton Loan Servicing, LP	COOK	Chicago	60607	05/14/1998	353,280	07/19/2005	
Litton Loan Servicing, LP	COOK	Chicago	60608	07/22/1998	86,002	09/07/2005	
Litton Loan Servicing, LP	Cook	Chicago	60609	01/31/2003	149,041	10/18/2005	
Litton Loan Servicing, LP	Cook	Chicago	60609	09/22/2004	174,845	10/24/2005	
Litton Loan Servicing, LP	Cook	Chicago	60609	08/27/2004	139,088	08/09/2005	
Litton Loan Servicing, LP	Cook	Chicago	60609	07/22/2003	152,842	12/08/2005	
Litton Loan Servicing, LP	Cook	Chicago	60609	07/22/2003	37,952	12/08/2005	
Litton Loan Servicing, LP	Cook	Chicago	60609	06/25/2003	136,718	12/16/2005	
Litton Loan Servicing, LP	Cook	Chicago	60609	06/22/1995	49,730	09/20/2005	
Litton Loan Servicing, LP	Cook	Chicago	60609	12/21/2001	50,476	07/11/2005	
Litton Loan Servicing, LP	Cook	Chicago	60610	04/28/2003	241,143	12/02/2005	
Litton Loan Servicing, LP	Cook	Chicago	60610	04/19/2004	124,271	07/19/2005	
Litton Loan Servicing, LP	Cook	Chicago	60610	09/24/2004	263,576	07/12/2005	
Litton Loan Servicing, LP	COOK	Chicago	60611	10/15/2001	269,120	07/07/2005	
Litton Loan Servicing, LP	Cook	Chicago	60612	02/12/2005	384,658	10/04/2005	
Litton Loan Servicing, LP	Cook	Chicago	60612	08/16/2004	320,000	07/19/2005	
Litton Loan Servicing, LP	Cook	Chicago	60612	12/02/2003	210,916	08/09/2005	
Litton Loan Servicing, LP	Cook	Chicago	60612	11/29/2004	147,561	08/09/2005	12/20/2005
Litton Loan Servicing, LP	Cook	Chicago	60612	01/15/2003	232,841	11/22/2005	
Litton Loan Servicing, LP	Cook	Chicago	60612	11/26/2003	491,656	12/08/2005	
Litton Loan Servicing, LP	COOK	Chicago	60613	03/25/2002	220,146		11/02/2005
Litton Loan Servicing, LP	COOK	Chicago	60613	08/14/2002	643,688		07/07/2005
Litton Loan Servicing, LP	COOK	Chicago	60613	06/09/2004	185,276	12/06/2005	
Litton Loan Servicing, LP	COOK	Chicago	60614	07/30/2004	464,672	10/06/2005	
Litton Loan Servicing, LP	COOK	Chicago	60614	04/05/2004	155,294	12/08/2005	
Litton Loan Servicing, LP	Cook	Chicago	60615	12/21/2004	999,183	11/03/2005	
Litton Loan Servicing, LP	Cook	Chicago	60615	06/12/2002	173,024		06/21/2005
Litton Loan Servicing, LP	Cook	Chicago	60615	10/26/2004	259,200	11/16/2005	
Litton Loan Servicing, LP	COOK	Chicago	60616	08/29/2003	184,121	11/11/2005	
Litton Loan Servicing, LP	COOK	Chicago	60616	12/31/2003	215,553	10/17/2005	11/21/2005
Litton Loan Servicing, LP	Cook	Chicago	60616	09/17/2004	335,518	07/12/2005	
Litton Loan Servicing, LP	Cook	Chicago	60617	12/08/1998	73,261	10/18/2005	12/12/2005
Litton Loan Servicing, LP	Cook	Chicago	60617	02/24/1999	36,736	11/18/2005	
Litton Loan Servicing, LP	Cook	Chicago	60617	09/17/2001	152,865	10/18/2005	
Litton Loan Servicing, LP	Cook	Chicago	60617	11/04/2002	90,799	11/23/2005	

Statewide Foreclosures for the Second Half of 2005

Institution Name	County	City	Zip	Loan Date	Loan Amount	Filing Date	Close Date
Litton Loan Servicing, LP	Cook	Chicago	60617	02/24/2003	115,088	10/24/2005	
Litton Loan Servicing, LP	Cook	Chicago	60617	04/30/2003	93,366	09/21/2005	
Litton Loan Servicing, LP	Cook	Chicago	60617	08/13/2003	115,856	12/06/2005	
Litton Loan Servicing, LP	Cook	Chicago	60617	04/30/2003	150,182	08/23/2005	
Litton Loan Servicing, LP	Cook	Chicago	60617	06/22/1999	39,381	08/09/2005	
Litton Loan Servicing, LP	Cook	Chicago	60617	05/12/2000	51,789		10/31/2005
Litton Loan Servicing, LP	Cook	Chicago	60617	07/11/2002	74,513	06/21/2005	
Litton Loan Servicing, LP	Cook	Chicago	60617	10/01/1998	64,440	12/06/2005	
Litton Loan Servicing, LP	Cook	Chicago	60617	08/03/1999	51,363	10/11/2005	
Litton Loan Servicing, LP	Cook	Chicago	60617	09/09/2004	92,920	10/12/2005	
Litton Loan Servicing, LP	Cook	Chicago	60617	01/06/2004	146,754		11/08/2005
Litton Loan Servicing, LP	Cook	Chicago	60617	01/20/2004	134,816	07/26/2005	
Litton Loan Servicing, LP	Cook	Chicago	60617	02/27/2004	162,291	12/13/2005	
Litton Loan Servicing, LP	Cook	Chicago	60617	10/08/2002	61,785	08/16/2005	
Litton Loan Servicing, LP	Cook	Chicago	60617	12/03/2003	85,315	11/16/2005	
Litton Loan Servicing, LP	Cook	Chicago	60618	02/07/2002	410,238	11/08/2005	
Litton Loan Servicing, LP	Cook	Chicago	60618	01/29/2004	380,981		11/30/2005
Litton Loan Servicing, LP	Cook	Chicago	60618	04/27/2005	352,000	10/25/2005	
Litton Loan Servicing, LP	Cook	Chicago	60619	02/03/2003	103,085	10/29/2005	
Litton Loan Servicing, LP	Cook	Chicago	60619	11/09/2001	101,587	06/01/2005	
Litton Loan Servicing, LP	Cook	Chicago	60619	05/05/1998	81,329	08/31/2005	
Litton Loan Servicing, LP	Cook	Chicago	60619	05/22/2000	98,094	12/02/2005	
Litton Loan Servicing, LP	Cook	Chicago	60619	05/29/2003	71,242	07/13/2005	
Litton Loan Servicing, LP	Cook	Chicago	60619	12/11/2003	91,935	10/18/2005	
Litton Loan Servicing, LP	Cook	Chicago	60619	09/24/2004	110,494	08/25/2005	
Litton Loan Servicing, LP	Cook	Chicago	60619	05/17/2004	99,479	11/15/2005	
Litton Loan Servicing, LP	Cook	Chicago	60619	10/20/2004	111,385	11/22/2005	
Litton Loan Servicing, LP	Cook	Chicago	60619	11/04/2004	163,088	07/26/2005	
Litton Loan Servicing, LP	Cook	Chicago	60619	05/24/2002	99,472	09/06/2005	
Litton Loan Servicing, LP	Cook	Chicago	60619	05/25/2004	174,526	12/13/2005	
Litton Loan Servicing, LP	Cook	Chicago	60619	10/05/2000	92,488	12/14/2005	
Litton Loan Servicing, LP	Cook	Chicago	60619	06/20/2001	80,938	11/17/2005	
Litton Loan Servicing, LP	Cook	Chicago	60620	12/19/2002	118,716		06/07/2005
Litton Loan Servicing, LP	Cook	Chicago	60620	02/28/2003	141,176	12/09/2005	
Litton Loan Servicing, LP	Cook	Chicago	60620	08/12/2002	118,514	10/04/2005	
Litton Loan Servicing, LP	Cook	Chicago	60620	11/20/2000	61,354	11/02/2005	
Litton Loan Servicing, LP	Cook	Chicago	60620	02/24/2003	161,021	07/27/2005	09/19/2005
Litton Loan Servicing, LP	Cook	Chicago	60620	08/13/2003	90,844	08/16/2005	
Litton Loan Servicing, LP	Cook	Chicago	60620	08/17/2005	182,284	07/19/2005	
Litton Loan Servicing, LP	Cook	Chicago	60620	05/03/2004	184,347	12/06/2005	

Statewide Foreclosures for the Second Half of 2005

Institution Name	County	City	Zip	Loan Date	Loan Amount	Filing Date	Close Date
Litton Loan Servicing, LP	Cook	Chicago	60620	05/17/2004	145,106	12/15/2005	
Litton Loan Servicing, LP	Cook	Chicago	60620	07/01/2002	150,782	11/28/2005	
Litton Loan Servicing, LP	Cook	Chicago	60620	05/12/2004	104,239	09/16/2005	
Litton Loan Servicing, LP	Cook	Chicago	60620	05/04/2004	107,892	10/31/2005	
Litton Loan Servicing, LP	Cook	Chicago	60620	10/14/2004	101,248	11/23/2005	
Litton Loan Servicing, LP	Cook	Chicago	60620	12/21/2004	134,750	08/24/2005	
Litton Loan Servicing, LP	Cook	Chicago	60620	12/20/2004	217,408	11/03/2005	
Litton Loan Servicing, LP	Cook	Chicago	60620	05/27/2005	118,307	11/03/2005	
Litton Loan Servicing, LP	Cook	Chicago	60620	07/11/2005	180,500	12/19/2005	
Litton Loan Servicing, LP	Cook	Chicago	60620	12/10/2004	119,816	10/31/2005	
Litton Loan Servicing, LP	Cook	Chicago	60620	06/01/2004	199,171	10/31/2005	09/27/2005
Litton Loan Servicing, LP	Cook	Chicago	60620	06/27/2005	141,205	12/02/2005	
Litton Loan Servicing, LP	Cook	Chicago	60620	03/23/2001	68,750	10/11/2005	
Litton Loan Servicing, LP	Cook	Chicago	60621	02/23/1999	57,333	06/03/2005	
Litton Loan Servicing, LP	Cook	Chicago	60621	10/22/2003	106,154	09/08/2005	
Litton Loan Servicing, LP	Cook	Chicago	60621	04/10/2003	133,187	10/06/2005	
Litton Loan Servicing, LP	Cook	Chicago	60621	08/20/2003	144,746	07/13/2005	
Litton Loan Servicing, LP	Cook	Chicago	60621	06/10/2002	113,517		10/03/2005
Litton Loan Servicing, LP	Cook	Chicago	60621	05/22/2003	93,252	10/04/2005	
Litton Loan Servicing, LP	Cook	Chicago	60621	10/29/2004	199,596	07/12/2005	
Litton Loan Servicing, LP	Cook	Chicago	60621	12/31/2004	134,397	10/04/2005	
Litton Loan Servicing, LP	Cook	Chicago	60621	10/04/2004	118,725	10/26/2005	
Litton Loan Servicing, LP	Cook	Chicago	60621	12/16/2004	178,379	08/16/2005	
Litton Loan Servicing, LP	Cook	Chicago	60621	10/18/2004	212,184	06/14/2005	12/08/2005
Litton Loan Servicing, LP	Cook	Chicago	60621	02/08/2005	56,824	10/25/2005	
Litton Loan Servicing, LP	Cook	Chicago	60621	10/22/2003	114,255	12/08/2005	
Litton Loan Servicing, LP	Cook	Chicago	60621	10/22/2003	28,329	12/08/2005	
Litton Loan Servicing, LP	Cook	Chicago	60622	04/07/2003	459,409	11/12/2005	
Litton Loan Servicing, LP	Cook	Chicago	60622	12/19/2003	159,901	12/09/2005	
Litton Loan Servicing, LP	Cook	Chicago	60622	10/18/2004	464,842	09/21/2005	
Litton Loan Servicing, LP	COOK	Chicago	60623	12/30/2002	162,696	10/24/2005	
Litton Loan Servicing, LP	COOK	Chicago	60623	01/14/2002	91,580	10/25/2005	
Litton Loan Servicing, LP	COOK	Chicago	60623	07/23/2004	143,117	10/04/2005	
Litton Loan Servicing, LP	COOK	Chicago	60623	04/05/2004	142,783	10/04/2005	
Litton Loan Servicing, LP	COOK	Chicago	60623	06/19/1997	46,460	09/09/2005	
Litton Loan Servicing, LP	COOK	Chicago	60623	01/26/2004	202,837	12/08/2005	
Litton Loan Servicing, LP	Cook	Chicago	60624	11/04/1998	62,709	08/10/2005	
Litton Loan Servicing, LP	Cook	Chicago	60624	05/23/2003	143,575	07/07/2005	
Litton Loan Servicing, LP	Cook	Chicago	60624	07/18/2003	181,243	08/09/2005	09/14/2005
Litton Loan Servicing, LP	Cook	Chicago	60624	07/31/2002	66,092	10/31/2005	

Statewide Foreclosures for the Second Half of 2005

Institution Name	County	City	Zip	Loan Date	Loan Amount	Filing Date	Close Date
Litton Loan Servicing, LP	Cook	Chicago	60624	08/09/2002	151,277	12/20/2005	
Litton Loan Servicing, LP	Cook	Chicago	60624	02/03/2005	105,904	10/25/2005	
Litton Loan Servicing, LP	Cook	Chicago	60624	09/04/2003	99,761	12/08/2005	
Litton Loan Servicing, LP	Cook	Chicago	60624	05/20/2004	283,767	12/08/2005	
Litton Loan Servicing, LP	Cook	Riverdale	60627	10/01/1999	30,097	07/12/2005	
Litton Loan Servicing, LP	Cook	Chicago	60628	11/15/2001	109,921	09/09/2005	10/27/2005
Litton Loan Servicing, LP	Cook	Chicago	60628	04/18/2003	118,482		11/15/2005
Litton Loan Servicing, LP	Cook	Chicago	60628	07/05/2005	112,674	06/22/2005	
Litton Loan Servicing, LP	Cook	Chicago	60628	02/19/2004	154,002	07/19/2005	
Litton Loan Servicing, LP	Cook	Chicago	60628	01/08/2004	119,286	07/07/2005	11/04/2005
Litton Loan Servicing, LP	Cook	Chicago	60628	05/03/2004	111,640	08/31/2005	
Litton Loan Servicing, LP	Cook	Chicago	60628	10/06/1999	57,560	10/18/2005	
Litton Loan Servicing, LP	Cook	Chicago	60628	05/10/2000	104,511	08/09/2005	10/14/2005
Litton Loan Servicing, LP	Cook	Chicago	60628	05/09/2003	89,875	07/07/2005	
Litton Loan Servicing, LP	Cook	Chicago	60628	06/19/2003	52,544	09/26/2005	
Litton Loan Servicing, LP	Cook	Chicago	60628	12/10/1999	24,047	10/22/2005	
Litton Loan Servicing, LP	Cook	Chicago	60628	03/05/2002	93,408	07/12/2005	
Litton Loan Servicing, LP	Cook	Chicago	60628	09/27/2004	121,218	07/12/2005	
Litton Loan Servicing, LP	Cook	Chicago	60628	09/27/2004	12,706	08/05/2005	
Litton Loan Servicing, LP	Cook	Chicago	60628	01/29/2003	15,396	10/04/2005	
Litton Loan Servicing, LP	Cook	Chicago	60628	08/22/2001	55,259	10/25/2005	
Litton Loan Servicing, LP	Cook	Chicago	60628	05/16/2003	102,571		11/21/2005
Litton Loan Servicing, LP	Cook	Chicago	60628	12/17/2004	112,265	08/09/2005	
Litton Loan Servicing, LP	Cook	Chicago	60628	10/27/1994	23,251	09/07/2005	
Litton Loan Servicing, LP	Cook	Chicago	60628	12/27/2004	113,980	10/26/2005	
Litton Loan Servicing, LP	Cook	Chicago	60628	02/10/2005	147,159	10/31/2005	
Litton Loan Servicing, LP	Cook	Chicago	60628	05/15/1998	83,063	11/25/2005	
Litton Loan Servicing, LP	Cook	Chicago	60628	08/16/1999	30,485	08/09/2005	
Litton Loan Servicing, LP	Cook	Chicago	60628	04/11/2001	71,398	08/05/2005	09/09/2005
Litton Loan Servicing, LP	Cook	Chicago	60629	10/08/2002	106,528	08/09/2005	
Litton Loan Servicing, LP	Cook	Chicago	60629	11/05/2002	113,628	06/07/2005	
Litton Loan Servicing, LP	Cook	Chicago	60629	09/19/2002	106,139	12/20/2005	
Litton Loan Servicing, LP	Cook	Chicago	60629	03/31/2003	103,076	06/01/2005	
Litton Loan Servicing, LP	Cook	Chicago	60629	02/06/2004	166,244	10/17/2005	
Litton Loan Servicing, LP	Cook	Chicago	60629	07/21/2004	129,411	09/07/2005	
Litton Loan Servicing, LP	Cook	Chicago	60629	08/10/2000	67,739	08/16/2005	
Litton Loan Servicing, LP	Cook	Chicago	60629	04/26/2004	180,591	06/27/2005	
Litton Loan Servicing, LP	Cook	Chicago	60629	02/19/2003	145,449	11/03/2005	
Litton Loan Servicing, LP	Cook	Chicago	60629	10/05/2004	224,073	11/29/2005	
Litton Loan Servicing, LP	Cook	Chicago	60629	02/11/2004	226,110	08/24/2005	

Statewide Foreclosures for the Second Half of 2005

Institution Name	County	City	Zip	Loan Date	Loan Amount	Filing Date	Close Date
Litton Loan Servicing, LP	Cook	Chicago	60629	01/23/2004	173,496	12/14/2005	
Litton Loan Servicing, LP	Cook	Chicago	60629	09/03/2004	152,894	09/01/2005	
Litton Loan Servicing, LP	Cook	Chicago	60629	07/31/2003	104,404	12/08/2005	
Litton Loan Servicing, LP	Cook	Chicago	60629	03/24/2004	141,990	12/16/2005	12/19/2005
Litton Loan Servicing, LP	Cook	Chicago	60630	09/23/2003	218,904	08/03/2005	
Litton Loan Servicing, LP	Cook	CHICAGO	60631	04/30/2004	278,859	08/09/2005	
Litton Loan Servicing, LP	COOK	Chicago	60632	05/21/2003	149,669	06/24/2005	
Litton Loan Servicing, LP	COOK	Chicago	60632	08/30/2004	173,935	07/26/2005	
Litton Loan Servicing, LP	COOK	Burnham	60633	04/12/2001	135,075	10/14/2005	11/21/2005
Litton Loan Servicing, LP	COOK	Burnham	60633	06/09/2003	117,470	11/03/2005	
Litton Loan Servicing, LP	Cook	Chicago	60633	06/27/2002	89,487	07/07/2005	
Litton Loan Servicing, LP	Cook	Chicago	60634	04/24/2003	147,870	08/01/2005	
Litton Loan Servicing, LP	Cook	Chicago	60634	07/29/2004	213,388	07/19/2005	
Litton Loan Servicing, LP	Cook	Chicago	60634	09/17/2004	354,884	12/12/2005	
Litton Loan Servicing, LP	Cook	Chicago	60634	11/12/2004	262,229	10/18/2005	
Litton Loan Servicing, LP	COOK	Chicago	60634	01/04/2005	260,819	09/01/2005	
Litton Loan Servicing, LP	Cook	Chicago	60636	02/07/2003	54,352	07/07/2005	
Litton Loan Servicing, LP	Cook	Chicago	60636	05/19/1999	44,826	12/20/2005	
Litton Loan Servicing, LP	Cook	Chicago	60636	02/19/2003	70,998		12/21/2005
Litton Loan Servicing, LP	Cook	Chicago	60636	06/16/2003	48,370	07/12/2005	
Litton Loan Servicing, LP	Cook	Chicago	60636	05/13/2004	116,079	10/04/2005	
Litton Loan Servicing, LP	Cook	Chicago	60636	05/18/2005	191,414	12/06/2005	
Litton Loan Servicing, LP	Cook	Chicago	60636	02/03/2004	100,234	07/26/2005	10/10/2005
Litton Loan Servicing, LP	Cook	Chicago	60636	09/09/2004	188,599		12/06/2005
Litton Loan Servicing, LP	Cook	Chicago	60636	02/18/2005	121,352	11/10/2005	
Litton Loan Servicing, LP	Cook	Chicago	60636	02/25/2005	188,616	10/25/2005	
Litton Loan Servicing, LP	Cook	Chicago	60636	12/30/2004	80,160	10/31/2005	12/07/2005
Litton Loan Servicing, LP	Cook	Chicago	60636	01/19/2001	58,413	12/16/2005	12/21/2005
Litton Loan Servicing, LP	Cook	Chicago	60636	11/17/1998	48,833	11/10/2005	
Litton Loan Servicing, LP	Cook	Chicago	60636	03/06/2000	42,751	08/24/2005	
Litton Loan Servicing, LP	Cook	Chicago	60636	01/24/2001	72,468	08/18/2005	
Litton Loan Servicing, LP	Cook	Chicago	60637	04/02/2001	149,425	06/07/2005	
Litton Loan Servicing, LP	Cook	Chicago	60637	01/23/2001	33,723	11/08/2005	
Litton Loan Servicing, LP	Cook	Chicago	60637	12/04/2003	130,445	10/17/2005	
Litton Loan Servicing, LP	Cook	Chicago	60637	10/17/2003	166,009		06/14/2005
Litton Loan Servicing, LP	Cook	Chicago	60637	03/19/2004	257,828	08/24/2005	
Litton Loan Servicing, LP	Cook	Chicago	60637	03/10/2005	207,300	09/07/2005	
Litton Loan Servicing, LP	Cook	Chicago	60637	12/30/2004	202,068	09/26/2005	
Litton Loan Servicing, LP	Cook	Chicago	60637	12/03/2003	172,844	12/08/2005	
Litton Loan Servicing, LP	Cook	Chicago	60637	12/31/2003	150,863	12/08/2005	

Statewide Foreclosures for the Second Half of 2005

Institution Name	County	City	Zip	Loan Date	Loan Amount	Filing Date	Close Date
Litton Loan Servicing, LP	Cook	Chicago	60637	08/05/2000	35,527	06/23/2005	
Litton Loan Servicing, LP	Cook	Chicago	60638	06/13/2003	99,421	08/24/2005	
Litton Loan Servicing, LP	Cook	Chicago	60638	09/20/2004	209,485	06/15/2005	
Litton Loan Servicing, LP	Cook	Chicago	60639	05/01/2001	196,332	12/06/2005	
Litton Loan Servicing, LP	Cook	Chicago	60639	04/24/2001	26,796	12/06/2005	
Litton Loan Servicing, LP	Cook	Chicago	60639	01/29/2004	292,539	07/22/2005	
Litton Loan Servicing, LP	Cook	Chicago	60639	09/22/2004	399,368	07/12/2005	
Litton Loan Servicing, LP	Cook	Chicago	60639	03/02/2004	157,221	09/09/2005	
Litton Loan Servicing, LP	Cook	Chicago	60639	11/29/2002	21,849	08/11/2005	
Litton Loan Servicing, LP	Cook	Chicago	60639	05/09/2005	290,975	12/14/2005	
Litton Loan Servicing, LP	COOK	Chicago	60641	06/30/2003	195,645	12/08/2005	
Litton Loan Servicing, LP	COOK	Chicago	60641	06/30/2003	48,483	12/08/2005	
Litton Loan Servicing, LP	Cook	Calumet Park	60643	05/14/2004	59,747	06/28/2005	
Litton Loan Servicing, LP	Cook	Chicago	60643	02/25/2004	116,426	08/16/2005	
Litton Loan Servicing, LP	Cook	Chicago	60643	12/01/2005	112,908	11/03/2005	
Litton Loan Servicing, LP	Cook	Chicago	60643	03/10/2005	113,174	11/03/2005	
Litton Loan Servicing, LP	Cook	Chicago	60643	12/10/2001	77,962	11/25/2005	
Litton Loan Servicing, LP	Cook	Chicago	60643	06/04/2003	110,325	09/07/2005	
Litton Loan Servicing, LP	Cook	Chicago	60643	04/11/2003	183,057	11/10/2005	
Litton Loan Servicing, LP	Cook	Chicago	60643	10/24/2002	108,148	11/29/2005	
Litton Loan Servicing, LP	Cook	Chicago	60643	01/09/2004	125,613		10/25/2005
Litton Loan Servicing, LP	Cook	Chicago	60643	11/21/2003	102,403	09/07/2005	
Litton Loan Servicing, LP	Cook	Chicago	60643	09/23/2003	65,501	06/21/2005	
Litton Loan Servicing, LP	Cook	Chicago	60643	05/27/2003	151,485	10/27/2005	
Litton Loan Servicing, LP	Cook	Chicago	60643	03/19/2002	71,933	12/20/2005	
Litton Loan Servicing, LP	Cook	Chicago	60643	07/19/2002	172,730	12/27/2005	
Litton Loan Servicing, LP	Cook	Chicago	60643	05/21/2003	104,693	08/03/2005	
Litton Loan Servicing, LP	Cook	Chicago	60643	06/16/2004	118,095	11/11/2005	
Litton Loan Servicing, LP	Cook	Chicago	60643	12/29/2004	124,687	10/04/2005	
Litton Loan Servicing, LP	Cook	Chicago	60643	10/05/2000	85,057	10/24/2005	
Litton Loan Servicing, LP	Cook	Chicago	60643	01/27/2005	146,229	09/01/2005	
Litton Loan Servicing, LP	Cook	Chicago	60643	05/31/2000	67,106		12/05/2005
Litton Loan Servicing, LP	Cook	Chicago	60643	04/27/2004	147,118	11/30/2005	
Litton Loan Servicing, LP	Cook	Chicago	60644	12/10/2003	150,366	12/22/2005	
Litton Loan Servicing, LP	Cook	Chicago	60644	04/21/2003	423,048		09/13/2005
Litton Loan Servicing, LP	Cook	Chicago	60644	07/30/2003	49,120	09/07/2005	
Litton Loan Servicing, LP	Cook	Chicago	60644	09/30/2004	99,511	09/13/2005	
Litton Loan Servicing, LP	Cook	Chicago	60644	09/20/2002	78,325	11/15/2005	
Litton Loan Servicing, LP	Cook	Chicago	60644	10/05/1999	109,760	11/09/2005	08/05/2005
Litton Loan Servicing, LP	Cook	Chicago	60644	08/17/2004	148,931	12/22/2005	

Statewide Foreclosures for the Second Half of 2005

Institution Name	County	City	Zip	Loan Date	Loan Amount	Filing Date	Close Date
Litton Loan Servicing, LP	Cook	Chicago	60644	08/20/2004	89,585	10/26/2005	
Litton Loan Servicing, LP	Cook	Chicago	60644	09/13/2004	247,152	07/19/2005	
Litton Loan Servicing, LP	Cook	Chicago	60644	03/30/2005	217,743	12/30/2005	
Litton Loan Servicing, LP	Cook	Chicago	60644	02/09/2004	107,150	10/04/2005	
Litton Loan Servicing, LP	Cook	Chicago	60645	02/23/2002	385,643	12/08/2005	
Litton Loan Servicing, LP	Cook	Chicago	60645	06/03/2003	105,911	07/26/2005	
Litton Loan Servicing, LP	Cook	Chicago	60645	08/09/2004	76,932	11/15/2005	
Litton Loan Servicing, LP	COOK	Chicago	60647	10/29/2004	354,400	07/12/2005	
Litton Loan Servicing, LP	COOK	Chicago	60647	08/27/2004	212,567	12/02/2005	
Litton Loan Servicing, LP	COOK	Chicago	60647	07/26/1995	247,801	10/11/2005	
Litton Loan Servicing, LP	COOK	Chicago	60649	01/31/2003	62,098	06/01/2005	
Litton Loan Servicing, LP	COOK	Chicago	60649	12/05/2003	44,371		07/22/2005
Litton Loan Servicing, LP	COOK	Chicago	60649	06/30/2003	115,844	10/04/2005	
Litton Loan Servicing, LP	COOK	Chicago	60649	10/26/2004	118,878	12/19/2005	
Litton Loan Servicing, LP	Cook	Chicago	60649	06/11/2002	70,440	07/19/2005	
Litton Loan Servicing, LP	COOK	Chicago	60651	03/28/2003	157,648	06/07/2005	
Litton Loan Servicing, LP	Cook	Chicago	60651	08/13/2001	14,408	10/25/2005	
Litton Loan Servicing, LP	COOK	Chicago	60651	08/11/2004	323,710	11/22/2005	
Litton Loan Servicing, LP	COOK	Chicago	60651	08/11/2004	80,968	11/22/2005	
Litton Loan Servicing, LP	COOK	Chicago	60651	09/29/2004	333,900	10/31/2005	09/27/2005
Litton Loan Servicing, LP	COOK	Chicago	60651	04/28/2004	194,098	12/08/2005	
Litton Loan Servicing, LP	Cook	Chicago	60652	12/09/1994	62,462	11/03/2005	
Litton Loan Servicing, LP	Cook	Chicago	60652	10/26/2002	108,136	10/28/2005	
Litton Loan Servicing, LP	Cook	Chicago	60652	07/31/2002	133,086	10/12/2005	
Litton Loan Servicing, LP	Cook	Chicago	60652	07/17/2002	124,785	12/20/2005	
Litton Loan Servicing, LP	Cook	Chicago	60652	09/20/2004	81,551	12/09/2005	
Litton Loan Servicing, LP	Cook	Chicago	60652	11/02/2001	55,314	11/28/2005	
Litton Loan Servicing, LP	Cook	Chicago	60652	08/30/2004	151,830	12/06/2005	
Litton Loan Servicing, LP	Cook	Chicago	60652	12/28/2004	145,240	11/23/2005	
Litton Loan Servicing, LP	Cook	Chicago	60652	02/11/2005	143,244	11/16/2005	
Litton Loan Servicing, LP	Cook	Chicago	60652	05/10/2001	122,290	11/03/2005	
Litton Loan Servicing, LP	COOK	Chicago	60652	01/03/2002	68,727		07/15/2005
Litton Loan Servicing, LP	Cook	Chicago	60653	12/26/2002	186,252	08/09/2005	
Litton Loan Servicing, LP	Cook	Chicago	60653	03/11/2004	107,078	10/18/2005	
Litton Loan Servicing, LP	Cook	Chicago	60653	08/18/2004	278,071	10/31/2005	
Litton Loan Servicing, LP	COOK	Chicago	60655	01/08/2003	170,030	11/08/2005	
Litton Loan Servicing, LP	COOK	Chicago	60656	12/02/2004	105,750	12/20/2005	
Litton Loan Servicing, LP	Cook	Chicago	60657	12/15/2004	257,199	11/03/2005	
Litton Loan Servicing, LP	COOK	Chicago	60659	10/31/2003	445,345	08/09/2005	
Litton Loan Servicing, LP	Cook	Chicago	60659	12/28/2004	105,705	11/23/2005	

Statewide Foreclosures for the Second Half of 2005

Institution Name	County	City	Zip	Loan Date	Loan Amount	Filing Date	Close Date
Litton Loan Servicing, LP	COOK	Chicago	60660	09/24/2002	121,729		09/12/2005
Litton Loan Servicing, LP	COOK	Chicago	60660	02/07/2004	168,603	11/07/2005	
Litton Loan Servicing, LP	Cook	Elmwood Park	60707	06/25/2003	179,948	11/03/2005	
Litton Loan Servicing, LP	Cook	Elmwood Park	60707	12/12/2003	376,948	10/04/2005	
Litton Loan Servicing, LP	Cook	Elmwood Park	60707	07/08/2004	183,579		09/22/2005
Litton Loan Servicing, LP	cook	Elmwood Park	60707	07/30/2004	147,484	12/06/2005	
Litton Loan Servicing, LP	Cook	Elmwood Park	60707	06/17/2004	370,500	12/16/2005	09/13/2005
Litton Loan Servicing, LP	Cook	Niles	60714	04/10/2003	217,961	10/18/2005	
Litton Loan Servicing, LP	COOK	Niles	60714	12/29/1998	101,302	11/22/2005	
Litton Loan Servicing, LP	Cook	Merrionette Park	60803	08/20/2004	201,973	11/16/2005	
Litton Loan Servicing, LP	Cook	Cicero	60804	09/22/2004	182,270	12/06/2005	
Litton Loan Servicing, LP	COOK	Cicero	60804	08/31/2004	155,228	07/25/2005	
Litton Loan Servicing, LP	Cook	Evergreen Park	60805	04/07/2004	175,078		12/16/2005
Litton Loan Servicing, LP	Cook	Evergreen Park	60805	12/27/2004	175,796	12/16/2005	
Litton Loan Servicing, LP	COOK	Calumet Park	60827	11/22/2002	82,981	12/06/2005	
Litton Loan Servicing, LP	Cook	Calumet Park	60827	08/21/1999	64,829	06/07/2005	
Litton Loan Servicing, LP	COOK	Riverdale	60827	04/15/2003	77,803	06/01/2005	
Litton Loan Servicing, LP	Cook	Riverdale	60827	03/12/1998	41,533		08/08/2005
Litton Loan Servicing, LP	Kankakee	Kankakee	60901	08/29/2002	81,234	07/13/2005	
Litton Loan Servicing, LP	Kankakee	Kankakee	60901	07/25/2003	43,784		10/20/2005
Litton Loan Servicing, LP	Kankakee	Kankakee	60901	07/25/2003	55,661		10/20/2005
Litton Loan Servicing, LP	Kankakee	Kankakee	60901	01/19/2005	53,666	11/22/2005	
Litton Loan Servicing, LP	Kankakee	Kankakee	60901	09/19/2003	46,262	09/09/2005	
Litton Loan Servicing, LP	Kankakee	Kankakee	60901	10/23/2003	57,354		11/02/2005
Litton Loan Servicing, LP	Kankakee	Kankakee	60901	01/17/2003	68,099		12/08/2005
Litton Loan Servicing, LP	Kankakee	Kankakee	60901	02/25/2002	72,928		08/08/2005
Litton Loan Servicing, LP	Kankakee	Kankakee	60901	03/08/2000	62,987	06/10/2005	
Litton Loan Servicing, LP	Kankakee	Kankakee	60901	01/05/2004	61,018		11/23/2005
Litton Loan Servicing, LP	Kankakee	Kankakee	60901	10/08/2004	127,052	10/04/2005	
Litton Loan Servicing, LP	Kankakee	Kankakee	60901	03/09/2000	32,867	06/17/2005	09/07/2005
Litton Loan Servicing, LP	Kankakee	Kankakee	60901	07/29/2003	65,819	12/08/2005	
Litton Loan Servicing, LP	Kankakee	Kankakee	60901	08/29/2003	55,323	12/08/2005	
Litton Loan Servicing, LP	Kankakee	Kankakee	60901	10/31/2003	46,314	12/08/2005	
Litton Loan Servicing, LP	Kankakee	Kankakee	60901	12/02/2003	70,514	12/08/2005	
Litton Loan Servicing, LP	Kankakee	Kankakee	60901	12/11/2003	87,292	12/08/2005	
Litton Loan Servicing, LP	Kankakee	Kankakee	60901	12/02/2003	67,447	12/08/2005	
Litton Loan Servicing, LP	Kankakee	Kankakee	60901	12/12/2003	43,392	12/08/2005	
Litton Loan Servicing, LP	Kankakee	Kankakee	60901	03/23/2004	59,598	12/08/2005	
Litton Loan Servicing, LP	Kankakee	Kankakee	60901	03/26/2004	57,390	12/08/2005	
Litton Loan Servicing, LP	Kankakee	Kankakee	60901	04/06/2004	49,070	12/08/2005	

Statewide Foreclosures for the Second Half of 2005

Institution Name	County	City	Zip	Loan Date	Loan Amount	Filing Date	Close Date
Litton Loan Servicing, LP	Kankakee	Kankakee	60901	07/19/1999	34,020	07/29/2005	09/28/2005
Litton Loan Servicing, LP	Kankakee	Kankakee	60901	07/23/1999	52,291	06/27/2005	
Litton Loan Servicing, LP	Kankakee	Bourbonnais	60914	07/15/2003	124,442	12/08/2005	
Litton Loan Servicing, LP	Vermilion	Hoopeston	60942	03/11/2004	105,281	09/09/2005	
Litton Loan Servicing, LP	KANKAKEE	St Anne	60944	12/23/2003	46,762	12/08/2005	
Litton Loan Servicing, LP	Iroquois	Milford	60953	06/13/2003	73,533	11/09/2005	
Litton Loan Servicing, LP	Kankakee	Hopkins Park	60964	01/27/2000	69,518		06/08/2005
Litton Loan Servicing, LP	IROQUOIS	Watseka	60970	04/25/2003	55,134	07/12/2005	11/22/2005
Litton Loan Servicing, LP	BOONE	Belvedere	61008	07/19/2002	142,224	10/11/2005	
Litton Loan Servicing, LP	BOONE	Belvedere	61008	08/16/2002	168,139	06/13/2005	
Litton Loan Servicing, LP	BOONE	Belvedere	61008	03/28/2003	21,339	10/06/2005	
Litton Loan Servicing, LP	BOONE	Belvedere	61008	03/26/2004	282,051		09/19/2005
Litton Loan Servicing, LP	BOONE	Belvedere	61008	05/30/2003	479,683		12/28/2005
Litton Loan Servicing, LP	BOONE	Belvedere	61008	02/11/2005	223,258	12/22/2005	
Litton Loan Servicing, LP	Lee	Dixon	61021	07/03/2002	49,824	10/18/2005	
Litton Loan Servicing, LP	STEPHENSON	Freeport	61032	08/01/2000	68,588		09/20/2005
Litton Loan Servicing, LP	STEPHENSON	Freeport	61032	09/29/2003	102,645	08/01/2005	
Litton Loan Servicing, LP	Ogle	Polo	61064	09/24/1999	80,112	06/10/2005	10/07/2005
Litton Loan Servicing, LP	OGLE	Rock City	61070	02/21/2003	131,774	07/08/2005	
Litton Loan Servicing, LP	WINNEBAGO	Rockton	61072	02/28/2003	89,108	11/09/2005	
Litton Loan Servicing, LP	CARROLL	Savanna	61074	08/10/2004	77,289	08/24/2005	
Litton Loan Servicing, LP	CARROLL	Savanna	61074	12/21/2005	52,014	12/06/2005	
Litton Loan Servicing, LP	Whiteside	Sterling	61081	08/20/1999	81,091	10/12/2005	
Litton Loan Servicing, LP	Whiteside	Sterling	61081	09/28/2005	25,248	09/07/2005	
Litton Loan Servicing, LP	OGLE	Stillman Valley	61084	07/25/2003	107,097	09/15/2005	
Litton Loan Servicing, LP	Winnebago	Rockford	61101	03/30/2000	23,978	12/06/2005	
Litton Loan Servicing, LP	Winnebago	Rockford	61101	12/31/2002	55,393	11/16/2005	
Litton Loan Servicing, LP	Winnebago	Rockford	61101	12/28/2005	65,476	10/18/2005	
Litton Loan Servicing, LP	Winnebago	Rockford	61101	10/12/1999	31,667	09/07/2005	
Litton Loan Servicing, LP	Winnebago	Rockford	61102	07/23/1999	42,875	08/03/2005	
Litton Loan Servicing, LP	Winnebago	Rockford	61103	07/09/2003	69,646	06/21/2005	
Litton Loan Servicing, LP	Winnebago	Rockford	61103	10/26/2000	50,041	07/08/2005	11/15/2005
Litton Loan Servicing, LP	Winnebago	Rockford	61103	02/17/2004	49,050	10/12/2005	
Litton Loan Servicing, LP	Winnebago	Rockford	61103	06/04/2003	50,390	11/23/2005	
Litton Loan Servicing, LP	Winnebago	Rockford	61103	01/01/2000	50,469	11/03/2005	
Litton Loan Servicing, LP	Winnebago	Rockford	61103	06/18/1999	47,531	12/21/2005	
Litton Loan Servicing, LP	Winnebago	Rockford	61103	10/03/2002	59,625	08/12/2005	
Litton Loan Servicing, LP	Winnebago	Rockford	61103	12/31/2002	54,540	07/07/2005	
Litton Loan Servicing, LP	Winnebago	Rockford	61103	10/07/2002	47,236	12/30/2005	
Litton Loan Servicing, LP	Winnebago	Rockford	61103	04/30/2004	75,793	10/31/2005	

Statewide Foreclosures for the Second Half of 2005

Institution Name	County	City	Zip	Loan Date	Loan Amount	Filing Date	Close Date
Litton Loan Servicing, LP	Winnebago	Rockford	61103	08/31/1998	37,515	12/20/2005	
Litton Loan Servicing, LP	Winnebago	Rockford	61104	12/18/2003	41,117	11/30/2005	
Litton Loan Servicing, LP	Winnebago	Rockford	61104	06/11/2003	50,756		12/08/2005
Litton Loan Servicing, LP	Winnebago	Rockford	61104	09/02/1998	23,962	08/31/2005	
Litton Loan Servicing, LP	WINNEBAGO	Rockford	61104	06/24/1999	55,934	11/16/2005	
Litton Loan Servicing, LP	Winnebago	Rockford	61107	06/30/2003	105,403	10/18/2005	
Litton Loan Servicing, LP	Winnebago	Rockford	61108	10/08/2002	66,732	10/19/2005	
Litton Loan Servicing, LP	Winnebago	Rockford	61108	12/30/2002	63,490	10/04/2005	
Litton Loan Servicing, LP	WINNEBAGO	Rockford	61109	07/16/2003	77,519	10/31/2005	
Litton Loan Servicing, LP	WINNEBAGO	Rockford	61109	02/15/2002	47,817	09/26/2005	
Litton Loan Servicing, LP	Winnebago	Rockford	61109	04/13/2005	19,468	06/07/2005	
Litton Loan Servicing, LP	Winnebago	Rockford	611090000	03/15/2002	60,647	12/29/2005	
Litton Loan Servicing, LP	WINNEBAGO	Loves Park	61111	03/31/2000	101,764	09/07/2005	
Litton Loan Servicing, LP	WINNEBAGO	Loves Park	61111	11/02/2005	115,711	11/09/2005	
Litton Loan Servicing, LP	Winnebago	Loves Park	61111	04/29/2002	74,695	10/31/2005	
Litton Loan Servicing, LP	WINNEBAGO	Loves Park	61111	11/13/2003	122,838	12/30/2005	
Litton Loan Servicing, LP	WINNEBAGO	Belvidere	61112	10/29/2002	57,564	11/16/2005	
Litton Loan Servicing, LP	WINNEBAGO	Rockford	61114	10/21/2002	114,471	10/19/2005	
Litton Loan Servicing, LP	Winnebago	Rockford	61114	04/29/2005	131,537	11/16/2005	
Litton Loan Servicing, LP	WINNEBAGO	Rockford	61114	08/20/2004	79,670	07/19/2005	
Litton Loan Servicing, LP	WINNEBAGO	Machesney Park	61115	04/19/2002	73,511	09/21/2005	
Litton Loan Servicing, LP	WINNEBAGO	Machesney Park	61115	04/26/2002	98,402	06/17/2005	
Litton Loan Servicing, LP	WINNEBAGO	Machesney Park	61115	02/09/2005	56,353	11/22/2005	
Litton Loan Servicing, LP	WINNEBAGO	Machesney Park	61115	05/03/2004	112,575	11/22/2005	
Litton Loan Servicing, LP	ROCK ISLAND	Rock Island	61201	10/22/2003	54,831	12/06/2005	
Litton Loan Servicing, LP	ROCK ISLAND	Rock Island	61201	11/05/1999	57,741	08/16/2005	
Litton Loan Servicing, LP	ROCK ISLAND	Rock Island	61201	10/27/1998	31,922	12/06/2005	
Litton Loan Servicing, LP	ROCK ISLAND	Rock Island	612010000	03/21/2002	52,175	09/09/2005	11/18/2005
Litton Loan Servicing, LP	Henry	Geneseo	61254	04/03/2002	91,214	07/07/2005	
Litton Loan Servicing, LP	ROCK ISLAND	Illinois City	61259	06/05/2003	29,333	07/19/2005	
Litton Loan Servicing, LP	ROCK ISLAND	Moline	61265	05/18/2005	65,722	12/06/2005	
Litton Loan Servicing, LP	ROCK ISLAND	Moline	61265	02/09/2004	55,603	12/22/2005	
Litton Loan Servicing, LP	Rock Island	Moline	61265	07/13/2005	166,530	09/07/2005	
Litton Loan Servicing, LP	ROCK ISLAND	Moline	61265	06/26/2002	58,954	10/06/2005	
Litton Loan Servicing, LP	ROCK ISLAND	Taylor Ridge	61284	08/26/2004	258,129	11/04/2005	
Litton Loan Servicing, LP	Livingston	Cornell	61319	04/05/2001	50,109	06/09/2005	
Litton Loan Servicing, LP	LaSalle	Ottawa	61350	09/29/2004	53,539	12/06/2005	
Litton Loan Servicing, LP	LaSalle	Ottawa	61350	04/21/2004	87,482	12/08/2005	
Litton Loan Servicing, LP	LaSalle	Peru	61354	02/21/2003	61,532	12/06/2005	
Litton Loan Servicing, LP	LaSalle	Peru	61354	10/22/2001	80,358	06/29/2005	

Statewide Foreclosures for the Second Half of 2005

Institution Name	County	City	Zip	Loan Date	Loan Amount	Filing Date	Close Date
Litton Loan Servicing, LP	LaSalle	Streator	61364	09/21/2004	38,796	06/07/2005	
Litton Loan Servicing, LP	LaSalle	Streator	61364	01/24/2003	101,551	12/22/2005	
Litton Loan Servicing, LP	KNOX	Galesburg	61401	12/10/1997	51,149	08/05/2005	
Litton Loan Servicing, LP	KNOX	Galesburg	61401	01/19/2005	53,272	11/22/2005	
Litton Loan Servicing, LP	KNOX	Galesburg	61401	05/27/2004	109,031		10/11/2005
Litton Loan Servicing, LP	KNOX	Abingdon	61410	04/12/2003	59,336	12/30/2005	
Litton Loan Servicing, LP	HENRY	Kewanee	61443	07/24/2002	38,180	12/16/2005	
Litton Loan Servicing, LP	McDonough	Macomb	61455	04/21/2003	84,608	06/21/2005	
Litton Loan Servicing, LP	Fulton	Canton	61520	03/18/2003	58,588	08/16/2005	
Litton Loan Servicing, LP	Woodford	Eureka	61530	04/18/2001	37,287	10/12/2005	
Litton Loan Servicing, LP	Tazewell	Groveland	61535	11/07/2002	55,603	06/07/2005	
Litton Loan Servicing, LP	MARSHALL	Lacon	61540	09/03/2004	64,383	11/04/2005	
Litton Loan Servicing, LP	Fulton	Lewistown	61542	05/15/2003	31,644	11/22/2005	
Litton Loan Servicing, LP	Fulton	Lewistown	61542	12/12/2005	106,887	10/18/2005	
Litton Loan Servicing, LP	Woodford	Metamora	61548	11/16/2002	29,900	07/26/2005	
Litton Loan Servicing, LP	Tazewell	Morton	61550	10/17/2003	129,299	12/06/2005	
Litton Loan Servicing, LP	Tazewell	Pekin	61554	06/28/2002	60,420	07/19/2005	
Litton Loan Servicing, LP	Peoria	Peoria	61603	04/11/2003	86,210	08/15/2005	
Litton Loan Servicing, LP	Peoria	Peoria	61603	08/05/1996	13,051	06/06/2005	
Litton Loan Servicing, LP	Peoria	Peoria	61603	10/02/2002	51,752	06/09/2005	
Litton Loan Servicing, LP	Peoria	Peoria	61603	04/25/2003	28,036	12/06/2005	
Litton Loan Servicing, LP	Peoria	Peoria	61604	12/13/2001	62,452	10/26/2005	
Litton Loan Servicing, LP	Peoria	Peoria	61605	05/27/1998	38,394	11/29/2005	
Litton Loan Servicing, LP	Peoria	Peoria	61605	01/23/2004	80,433	08/18/2005	
Litton Loan Servicing, LP	Peoria	Bartonville	61607	05/28/2003	71,357	07/14/2005	12/20/2005
Litton Loan Servicing, LP	TAZEWELL	Creve Coeur	61610	04/09/1999	49,102	12/06/2005	
Litton Loan Servicing, LP	TAZEWELL	Creve Coeur	61610	04/22/1998	49,553		11/22/2005
Litton Loan Servicing, LP	TAZEWELL	East Peoria	61611	06/30/2000	35,691	12/29/2005	
Litton Loan Servicing, LP	Peoria	Peoria	61614	03/21/2001	55,257	12/09/2005	
Litton Loan Servicing, LP	PEORIA	Peoria	616140000	06/03/2002	59,596	11/14/2005	
Litton Loan Servicing, LP	PEORIA	Peoria Heights	61616	06/29/2004	58,337		12/12/2005
Litton Loan Servicing, LP	MCLEAN	Bloomington	61701	07/13/2005	73,355	06/07/2005	
Litton Loan Servicing, LP	MCLEAN	Bloomington	61701	04/23/2003	66,598	09/07/2005	
Litton Loan Servicing, LP	MCLEAN	Bloomington	61704	09/02/2005	66,226	08/10/2005	
Litton Loan Servicing, LP	MCLEAN	Bloomington	61704	01/27/2003	133,687		08/02/2005
Litton Loan Servicing, LP	MCLEAN	Bloomington	61704	06/16/2003	105,364	10/18/2005	
Litton Loan Servicing, LP	Woodford	El Paso	61738	04/28/2003	66,722		11/22/2005
Litton Loan Servicing, LP	MCLEAN	Mc Lean	61754	04/29/2005	141,998	10/04/2005	
Litton Loan Servicing, LP	McLean	Mackinaw	61755	09/02/1998	89,401	08/10/2005	
Litton Loan Servicing, LP	MCLEAN	Normal	61761	09/05/2002	71,642	12/20/2005	

Statewide Foreclosures for the Second Half of 2005

Institution Name	County	City	Zip	Loan Date	Loan Amount	Filing Date	Close Date
Litton Loan Servicing, LP	Livingston	Pontiac	61764	09/10/2003	67,685	11/21/2005	
Litton Loan Servicing, LP	Vermillion	Alvin	61811	07/29/2002	91,181	10/18/2005	
Litton Loan Servicing, LP	Champaign	Broadlands	61816	12/03/2001	38,759	12/06/2005	
Litton Loan Servicing, LP	Champaign	Champaign	61820	08/06/1999	26,839	08/31/2005	
Litton Loan Servicing, LP	Champaign	Champaign	61821	04/07/2004	100,772	06/15/2005	
Litton Loan Servicing, LP	Vermillion	Danville	61832	05/23/2003	90,174	10/18/2005	
Litton Loan Servicing, LP	Champaign	Fisher	61843	04/17/2003	65,105	10/28/2005	
Litton Loan Servicing, LP	Champaign	Homer	61849	07/12/2002	72,420	11/07/2005	
Litton Loan Servicing, LP	CHAMPAIGN	Mahomet	61853	12/04/2003	103,633	12/08/2005	
Litton Loan Servicing, LP	Piatt	Monticello	61856	10/23/2003	114,058	10/26/2005	
Litton Loan Servicing, LP	CHAMPAIGN	Rantoul	61866	11/19/2003	57,934	06/07/2005	
Litton Loan Servicing, LP	Coles	Ashmore	61912	11/03/2004	57,436	12/16/2005	
Litton Loan Servicing, LP	Coles	Charlston	61920	11/01/1998	42,628	12/29/2005	
Litton Loan Servicing, LP	Piatt	Hammond	61929	08/15/2001	52,594	08/16/2005	10/25/2005
Litton Loan Servicing, LP	Coles	Mattoon	61938	06/28/2002	55,511	10/26/2005	
Litton Loan Servicing, LP	Coles	Mattoon	619380000	05/28/2002	55,854		11/08/2005
Litton Loan Servicing, LP	Edgar	Paris	61944	07/13/2005	50,424	06/28/2005	
Litton Loan Servicing, LP	Madison	Alton	62002	01/14/2004	40,915	11/17/2005	
Litton Loan Servicing, LP	Madison	Alton	62002	10/21/2002	65,240	10/17/2005	11/21/2005
Litton Loan Servicing, LP	Madison	Alton	62002	01/27/2004	42,568		08/23/2005
Litton Loan Servicing, LP	Madison	Alton	62002	10/19/2005	57,903	11/03/2005	
Litton Loan Servicing, LP	Madison	Alton	62002	02/15/2001	41,536	10/31/2005	
Litton Loan Servicing, LP	MACOUPIN	Brighton	62012	04/02/2001	52,958		10/03/2005
Litton Loan Servicing, LP	Madison	Cottage Hills	62018	02/25/2005	69,586	12/22/2005	
Litton Loan Servicing, LP	amd	Dorsey	62021	06/06/2003	59,183	11/22/2005	
Litton Loan Servicing, LP	Madison	East Alton	62024	08/18/2004	112,418	07/19/2005	
Litton Loan Servicing, LP	Madison	Edwardsville	62025	04/19/2001	111,280		09/27/2005
Litton Loan Servicing, LP	Madison	Edwardsville	62025	06/06/2003	276,391	11/16/2005	
Litton Loan Servicing, LP	MADISON	Edwardsville	62025	11/06/2000	45,234	09/27/2005	11/21/2005
Litton Loan Servicing, LP	MACOUPIN	Gillespie	62033	08/19/2004	34,223	06/03/2005	
Litton Loan Servicing, LP	Madison	Glen Carbon	62034	04/25/2003	139,791	10/04/2005	
Litton Loan Servicing, LP	Madison	Granite City	62040	01/16/2004	38,282	11/16/2005	
Litton Loan Servicing, LP	Madison	Granite City	62040	01/02/2003	47,047	10/20/2005	
Litton Loan Servicing, LP	Madison	Granite City	62040	11/22/2002	37,403	09/19/2005	
Litton Loan Servicing, LP	Madison	Granite City	62040	06/23/1998	55,623	12/01/2005	
Litton Loan Servicing, LP	Madison	Granite City	62040	05/12/1999	41,635	08/30/2005	
Litton Loan Servicing, LP	Madison	Granite City	62040	09/10/1999	38,053	09/01/2005	11/16/2005
Litton Loan Servicing, LP	Madison	Granite City	62040	09/29/2004	43,436	09/07/2005	
Litton Loan Servicing, LP	Jersey	Jerseyville	62052	10/02/2002	41,568	07/18/2005	
Litton Loan Servicing, LP	MONTGOMERY	Litchfield	62056	08/13/2001	68,415	06/24/2005	

Statewide Foreclosures for the Second Half of 2005

Institution Name	County	City	Zip	Loan Date	Loan Amount	Filing Date	Close Date
Litton Loan Servicing, LP	MADISON	Madison	62060	10/21/2003	55,783		07/26/2005
Litton Loan Servicing, LP	MADISON	Madison	62060	01/30/2004	57,265	12/20/2005	
Litton Loan Servicing, LP	MADISON	Madison	62060	02/26/2004	51,563	06/07/2005	
Litton Loan Servicing, LP	MADISON	Madison	62060	07/26/1999	16,894	07/27/2005	09/09/2005
Litton Loan Servicing, LP	Macoupin	Mount Olive	62069	08/03/2005	109,501	08/02/2005	
Litton Loan Servicing, LP	Macoupin	Mount Olive	62069	12/27/2004	76,267	12/16/2005	11/15/2005
Litton Loan Servicing, LP	Macoupin	Mt. Olive	62069	09/15/2000	38,928	09/21/2005	12/01/2005
Litton Loan Servicing, LP	Madison	South Roxana	62087	01/23/2004	45,237	11/14/2005	
Litton Loan Servicing, LP	Madison	South Roxana	62087	08/10/2005	43,966	08/24/2005	
Litton Loan Servicing, LP	Madison	South Roxana	62087	01/10/2003	62,466	08/15/2005	
Litton Loan Servicing, LP	Madison	South Roxana	62087	03/23/2000	12,497	10/18/2005	
Litton Loan Servicing, LP	MADISON	Wood River	62095	04/13/2000	33,425	09/07/2005	
Litton Loan Servicing, LP	SAINT CLAIR	Alton	62202	02/29/2000	32,292	06/28/2005	
Litton Loan Servicing, LP	SAINT CLAIR	Centerville	62203	09/01/1999	47,214	11/21/2005	
Litton Loan Servicing, LP	SAINT CLAIR	East Saint Louis	62203	05/13/2002	53,541	12/06/2005	
Litton Loan Servicing, LP	SAINT CLAIR	East Saint Louis	62203	02/27/2004	42,849	11/14/2005	
Litton Loan Servicing, LP	SAINT CLAIR	East Saint Louis	62203	02/10/2004	51,920	06/16/2005	
Litton Loan Servicing, LP	SAINT CLAIR	East St Louis	62203	07/18/2003	49,301	06/10/2005	
Litton Loan Servicing, LP	SAINT CLAIR	East St Louis	622030000	03/02/1982	11,450		12/20/2005
Litton Loan Servicing, LP	SAINT CLAIR	East Saint Louis	62204	02/01/2002	43,972	12/20/2005	
Litton Loan Servicing, LP	SAINT CLAIR	East Saint Louis	62204	01/31/2005	58,415	10/31/2005	
Litton Loan Servicing, LP	SAINT CLAIR	East St Louis	62204	01/07/2002	61,682	10/12/2005	11/23/2005
Litton Loan Servicing, LP	SAINT CLAIR	East St Louis	62204	08/25/1999	39,474	10/31/2005	
Litton Loan Servicing, LP	Saint Clair	Washington Park	62204	07/31/1998	22,638	12/09/2005	
Litton Loan Servicing, LP	Saint Clair	Washington Park	62204	05/01/2002	56,349	12/06/2005	
Litton Loan Servicing, LP	Saint Clair	Washington Park	62204	10/11/2002	49,545		09/20/2005
Litton Loan Servicing, LP	Saint Clair	Washington Park	62204	12/27/2002	65,948	07/18/2005	
Litton Loan Servicing, LP	Saint Clair	Washington Park	62204	02/28/2003	71,055		12/06/2005
Litton Loan Servicing, LP	Saint Clair	Washington Park	62204	10/09/2002	69,157	06/06/2005	
Litton Loan Servicing, LP	Saint Clair	Washington Park	62204	03/16/2005	81,691	11/22/2005	
Litton Loan Servicing, LP	Saint Clair	East Saint Louis	62205	02/17/2004	45,487	10/31/2005	09/21/2005
Litton Loan Servicing, LP	Saint Clair	East St Louis	62205	06/09/2000	41,570	09/30/2005	
Litton Loan Servicing, LP	Saint Clair	Cahokia	62206	12/07/2001	60,780	08/30/2005	
Litton Loan Servicing, LP	Saint Clair	Cahokia	62206	02/23/2004	54,213	09/15/2005	
Litton Loan Servicing, LP	Saint Clair	Cahokia	62206	03/13/2000	33,054	11/09/2005	
Litton Loan Servicing, LP	Saint Clair	Cahokia	62206	12/19/2003	79,499	08/26/2005	10/17/2005
Litton Loan Servicing, LP	Saint Clair	Centreville	62207	11/26/1997	48,056	06/07/2005	
Litton Loan Servicing, LP	Saint Clair	Fairview Heights	62208	03/11/2004	34,563	10/11/2005	
Litton Loan Servicing, LP	Saint Clair	Fairview Heights	62208	06/21/2002	63,773		10/04/2005
Litton Loan Servicing, LP	Clinton	Beckemeyer	62219	06/18/2003	63,958	09/09/2005	

Statewide Foreclosures for the Second Half of 2005

Institution Name	County	City	Zip	Loan Date	Loan Amount	Filing Date	Close Date
Litton Loan Servicing, LP	Saint Clair	Belleville	62220	03/18/2004	59,636		10/12/2005
Litton Loan Servicing, LP	Saint Clair	Belleville	62220	12/21/2004	81,600	10/31/2005	
Litton Loan Servicing, LP	Saint Clair	Belleville	62221	06/15/2000	53,588	06/28/2005	
Litton Loan Servicing, LP	Saint Clair	Belleville	62221	05/19/2003	63,794	10/18/2005	
Litton Loan Servicing, LP	Saint Clair	Belleville	62223	04/21/1999	77,238	11/16/2005	
Litton Loan Servicing, LP	Saint Clair	Belleville	62223	01/04/2000	106,184	07/18/2005	09/14/2005
Litton Loan Servicing, LP	Saint Clair	Belleville	62226	09/04/2003	85,976	10/18/2005	
Litton Loan Servicing, LP	Saint Clair	Swansea	62226	05/25/2004	132,639	09/21/2005	
Litton Loan Servicing, LP	Madison	Collinsville	62234	10/03/2000	111,213	08/09/2005	12/12/2005
Litton Loan Servicing, LP	Madison	Collinsville	62234	06/09/2003	147,607		11/29/2005
Litton Loan Servicing, LP	Madison	Collinsville	62234	02/11/2003	59,262	10/04/2005	
Litton Loan Servicing, LP	Madison	Collinsville	62234	06/26/2002	64,702	12/14/2005	
Litton Loan Servicing, LP	Madison	Collinsville	62234	07/30/2003	123,709	10/07/2005	
Litton Loan Servicing, LP	MADISON	Highland	62249	09/30/2004	96,000	10/31/2005	
Litton Loan Servicing, LP	Clinton	Huey	62252	10/24/2000	24,592	12/13/2005	
Litton Loan Servicing, LP	Saint Clair	Lebanon	62254	05/09/2002	88,960	12/29/2005	
Litton Loan Servicing, LP	Saint Clair	Lebanon	62254	11/30/2004	68,553	07/29/2005	
Litton Loan Servicing, LP	Saint Clair	Lebanon	62254	01/28/2004	198,509	12/16/2005	
Litton Loan Servicing, LP	Clinton	New Baden	62265	10/14/2004	97,880	09/09/2005	
Litton Loan Servicing, LP	Saint Clair	O Fallon	62269	07/25/2000	83,724	11/23/2005	
Litton Loan Servicing, LP	Saint Clair	O Fallon	62269	05/14/2004	172,490	09/21/2005	
Litton Loan Servicing, LP	Saint Clair	O Fallon	62269	06/10/2002	83,818	12/14/2005	
Litton Loan Servicing, LP	Saint Clair	O Fallon	62269	11/30/2001	52,438	09/27/2005	
Litton Loan Servicing, LP	Saint Clair	O Fallon	622690000	12/10/2003	108,817	06/22/2005	
Litton Loan Servicing, LP	Randolph	Sparta	62286	04/25/2003	40,150	11/03/2005	
Litton Loan Servicing, LP	Saint Clair	Summerfield	62289	11/03/1999	55,500	11/09/2005	
Litton Loan Servicing, LP	MADISON	Troy	62294	04/19/2002	221,022	12/21/2005	
Litton Loan Servicing, LP	Adams	Quincy	62301	05/10/2000	16,470	10/04/2005	
Litton Loan Servicing, LP	Lawrence	Bridgeport	62417	10/12/2005	60,365	11/22/2005	
Litton Loan Servicing, LP	Cumberland	Neoga	62447	01/26/2004	73,397	07/29/2005	
Litton Loan Servicing, LP	Crawford	Robinson	62454	11/02/2001	30,483	10/12/2005	
Litton Loan Servicing, LP	MACON	Decatur	62521	02/09/2005	52,022	07/07/2005	
Litton Loan Servicing, LP	MACON	Decatur	62521	03/30/2004	32,238	11/04/2005	
Litton Loan Servicing, LP	MACON	Decatur	62521	11/21/2002	117,578	09/07/2005	
Litton Loan Servicing, LP	MACON	Decatur	62521	12/15/2004	109,749	10/31/2005	
Litton Loan Servicing, LP	MACON	Decatur	62521	12/17/2004	57,362	11/08/2005	
Litton Loan Servicing, LP	MACON	Decatur	62522	02/29/2000	17,531	08/15/2005	
Litton Loan Servicing, LP	MACON	Decatur	62522	11/14/2003	56,782	10/31/2005	09/13/2005
Litton Loan Servicing, LP	MACON	Decatur	62526	07/26/2000	55,119	06/17/2005	
Litton Loan Servicing, LP	Macon	Macon	62544	04/06/2004	68,738	07/26/2005	

Statewide Foreclosures for the Second Half of 2005

Institution Name	County	City	Zip	Loan Date	Loan Amount	Filing Date	Close Date
Litton Loan Servicing, LP	Christian	Pana	62557	04/24/2001	48,025		12/01/2005
Litton Loan Servicing, LP	Sangamon	Chatham	62629	08/10/2004	71,755	10/22/2005	
Litton Loan Servicing, LP	Logan	Elkhart	62634	09/24/2004	180,359		10/05/2005
Litton Loan Servicing, LP	Macoupin	Girard	62640	09/19/2001	44,353	12/06/2005	
Litton Loan Servicing, LP	MENARD	Petersburg	62675	11/22/1999	58,581		09/15/2005
Litton Loan Servicing, LP	Macoupin	Virden	62690	07/27/2005	82,821	08/09/2005	
Litton Loan Servicing, LP	Sangamon	Springfield	62702	09/17/1998	50,850	08/09/2005	
Litton Loan Servicing, LP	Sangamon	Springfield	62702	12/22/1998	23,439	11/16/2005	
Litton Loan Servicing, LP	Sangamon	Springfield	62703	09/10/2002	40,848	07/27/2005	
Litton Loan Servicing, LP	Sangamon	Springfield	62703	09/21/2005	35,605	06/07/2005	
Litton Loan Servicing, LP	Sangamon	Springfield	62703	09/29/1997	50,649		11/01/2005
Litton Loan Servicing, LP	Sangamon	Springfield	62703	06/30/2003	53,346	10/25/2005	
Litton Loan Servicing, LP	Sangamon	Springfield	62703	05/22/2003	58,541	12/13/2005	
Litton Loan Servicing, LP	Sangamon	Springfield	62703	05/27/1999	40,410	06/06/2005	08/30/2005
Litton Loan Servicing, LP	Sangamon	Springfield	62704	04/30/2003	56,388	11/30/2005	
Litton Loan Servicing, LP	Sangamon	Springfield	62704	06/15/1999	50,470	06/30/2005	12/06/2005
Litton Loan Servicing, LP	Sangamon	Springfield	62704	03/07/2003	263,434	10/18/2005	
Litton Loan Servicing, LP	Sangamon	Springfield	62707	06/25/1998	58,367	08/09/2005	
Litton Loan Servicing, LP	Sangamon	Springfield	62707	04/29/1999	36,079		10/11/2005
Litton Loan Servicing, LP	White	Crossville	62827	10/12/2005	43,443	12/13/2005	
Litton Loan Servicing, LP	Jefferson	Mt Vernon	62864	01/31/1999	133,100		10/12/2005
Litton Loan Servicing, LP	Wayne	Wayne City	62895	01/07/1998	63,180	11/16/2005	
Litton Loan Servicing, LP	FRANKLIN	West Frankfort	62896	01/10/2002	38,521	12/20/2005	
Litton Loan Servicing, LP	FRANKLIN	West Frankfort	62896	03/04/2003	56,056	08/18/2005	
Litton Loan Servicing, LP	SALINE	Harrisburg	62946	10/13/1999	23,386		08/16/2005
Litton Loan Servicing, LP	WILLIAMSON	Herrin	62948	08/27/2004	85,500	10/31/2005	10/18/2005
Litton Loan Servicing, LP	Massac	Metropolis	62960	02/07/2003	72,559	07/12/2005	
Litton Loan Servicing, LP	JACKSON	Murphysboro	62966	09/29/2000	61,560		11/22/2005
M & T Mortgage Corporation	Cook	Beach Park	60083	01/30/2004	240,000	11/15/2004	12/06/2005
M & T Mortgage Corporation	Dupage	Darien	60561	01/06/2004	446,500	10/24/2004	10/17/2005
M & T Mortgage Corporation	Cook	Chicago	60628	01/02/2004	177,550	05/11/2005	07/11/2005
M & T Mortgage Corporation	Cook	Chicago	60628	01/07/2004	53,000	10/22/2004	10/17/2005
M & T Mortgage Corporation	Cook	Chicago	60641	01/09/2004	265,050	09/17/2004	12/04/2005
M & T Mortgage Corporation	Cook	Chicago	60652	10/16/2003	166,250	09/30/2004	11/17/2005
M & T Mortgage Corporation	Cook	Riverdale	60827	01/05/2004	90,900	07/30/2004	04/17/2005
Main Street Bank & Trust	Douglas	Newman	61942	05/11/2000	26,863	08/01/2005	
Main Street Bank & Trust	Macon	Decatur	62521	10/07/2002	106,199	10/28/2005	
MainSource Bank of Illinois	Vermilion	Hoopeston	60942	05/21/1999	28,495	03/15/2005	12/21/2005
MainSource Bank of Illinois	Iroquois	Milford	60953	08/11/2000	58,655	09/15/2005	
MainSource Bank of Illinois	Peoria	Peoria	61614	07/10/1998	38,533	06/13/2005	07/20/2005

Statewide Foreclosures for the Second Half of 2005

Institution Name	County	City	Zip	Loan Date	Loan Amount	Filing Date	Close Date
Marine Bank, Springfield	Sangamon	Divernon	62530	06/01/2003	61,000	08/01/2005	
Marine Bank, Springfield	Sangamon	Mt. Auburn	62547	12/01/2002	56,000	12/01/2005	
Marine Bank, Springfield	Sangamon	Rochester	62563	01/01/1998	97,300	11/01/2005	
Marine Bank, Springfield	Sangamon	Chatham	62629	12/01/2002	82,000	01/01/2005	07/01/2005
Marine Bank, Springfield	Sangamon	Chatham	62629	03/01/2004	105,000	03/01/2005	12/01/2005
Marine Bank, Springfield	Sangamon	Chatham	62629	08/01/2002	96,000	12/01/2005	
Marine Bank, Springfield	Sangamon	New Berlin	62670	02/01/2004	324,000	03/01/2005	07/01/2005
Marine Bank, Springfield	Sangamon	Petersburg	62675	04/01/2003	79,000	11/01/2005	
Marine Bank, Springfield	Sangamon	Springfield	62701	07/01/2002	8,200	01/01/2005	11/01/2005
Marine Bank, Springfield	Sangamon	Springfield	62702	10/01/2002	75,000	11/01/2005	
Marine Bank, Springfield	Sangamon	Springfield	62704	09/01/2004	133,000	05/01/2005	
Marion County Savings Bank	Marion	Salem	62881	06/13/2006	23,000	11/23/2005	
Mazon State Bank	Livingston	ODELL	60400	01/07/2003	37,300	11/17/2004	
McHenry Savings Bank	McHenry	McHenry	60050	12/31/1998	108,000	01/01/2005	03/31/2006
McHenry Savings Bank	McHenry	Lakemoor	60051	02/18/2004	111,400	12/08/2005	
Mercantile Trust & Savings Bank	Adams	Quincy	62301	09/17/1997	45,500	11/16/2004	10/03/2005
Mercantile Trust & Savings Bank	Adams	Quincy	62301	11/01/2000	50,320	03/01/2005	10/24/2005
Mercantile Trust & Savings Bank	Adams	Quincy	62301	08/04/2004	27,000	11/18/2005	
Mercantile Trust & Savings Bank	Adams	Quincy	62301	10/16/1998	33,750	10/28/2005	03/20/2006
Mercantile Trust & Savings Bank	Adams	Quincy	62305	11/15/2004	50,189	08/15/2005	
Mercantile Trust & Savings Bank	Pike	Pittsfield	62363	12/07/2001	40,000	10/20/2004	07/01/2005
Meridian Bank	Greene	Carrollton	62016	01/14/2001	57,103	04/26/2004	07/02/2005
Meridian Bank	Greene	Eldred	62027	06/19/2002	53,746	03/06/2003	
Metropolitan Bank and Trust Company	Cook	Chicago	60623	01/22/2002	23,282	12/07/2005	
Midland States Bank	MOULTRIE	SULLIVAN	61951	05/06/2004	92,000	11/08/2005	
Midland States Bank	EFFINGHAM	EDGEWOOD	62426	08/09/2002	18,700	12/06/2005	
Midland States Bank	MARION	CENTRALIA	62801	01/26/2004	85,500	09/23/2005	12/22/2005
Midland States Bank	MARION	KINMUNDY	62854	07/26/2003	26,600	06/01/2005	
Midland States Bank	MARION	SALEM	62881	09/24/2001	46,000	09/02/2005	
Midwest Bank of Western Illinois	Knox	Galesburg	61401	10/24/2001	16,307	01/19/2005	07/28/2005
Midwest Bank of Western Illinois	Knox	Galesburg	61401	08/05/1997	49,273	02/02/2005	08/12/2005
Midwest Bank of Western Illinois	Henderson	Gladstone	61437	12/01/1997	33,097	06/06/2005	06/09/2005
Midwest Community Bank	Winnebago	Rockford	61107	03/05/2003	81,383	02/04/2005	12/08/2005
Midwest First Financial Limited Partnership IV	Cook	Broadview	60153	04/03/2002	108,500	05/12/2005	12/06/2005
Midwest First Financial Limited Partnership IV	Cook	Broadview	60153	04/03/2002	108,500	05/12/2005	12/06/2005
Midwest First Financial Limited Partnership IV	JoDavies	Galena	61036	08/08/2003	62,250	09/20/2005	
Midwest First Financial Limited Partnership IV	Jo Davies	Galena	61036	08/08/2003	62,250	09/20/2005	
Midwest Loan Services, Inc.	Lake	Antioch	60002	09/27/2004	152,000	12/14/2005	
Midwest Loan Services, Inc.	Lake	Grayslake	60030	12/07/2001	135,760	06/28/2005	12/14/2005
Midwest Loan Services, Inc.	McHenry	Lakemoor	60051	12/03/2002	116,500	05/03/2005	

Statewide Foreclosures for the Second Half of 2005

Institution Name	County	City	Zip	Loan Date	Loan Amount	Filing Date	Close Date
Midwest Loan Services, Inc.	Lake	Zion	60099	10/06/2004	148,500	12/14/2005	
Midwest Loan Services, Inc.	Cook	Chicago	60624	09/02/2004	198,000	10/12/2005	
Milford Building and Loan Association	Iroquois	Milford	60953	04/24/1999	41,988	11/20/2004	11/25/2005
Morris Building and Loan, s.b.	Will	Channahon	60410	02/28/1996	130,000	04/14/2005	07/12/2005
Morris Building and Loan, s.b.	Grundy	Morris	60450	12/31/2002	100,000	09/30/2005	
Mortgage Lenders Network USA, Inc.	Rock Island	CITY ROCK ISLAND	61201	05/08/1997	41,250	12/13/2005	05/08/1997
Mortgage Lenders Network USA, Inc.	Lake	LAKE FOREST	60045	11/08/2004	31,000	12/20/2005	
Mortgage Lenders Network USA, Inc.	Mchenry	LAKE MOOR	60050	07/14/2004	37,000	08/31/2005	
Mortgage Lenders Network USA, Inc.	Lake	ROUND LAKE	60073	07/22/2004	177,000	11/22/2005	
Mortgage Lenders Network USA, Inc.	Cook	SKOKIE	60076	10/08/2004	68,250	10/03/2005	
Mortgage Lenders Network USA, Inc.	Lake	BUFFALO GROVE	60089	03/25/2005	425,000	08/10/2005	
Mortgage Lenders Network USA, Inc.	Lake	BUFFALO GROVE	60089	03/25/2005	425,000	08/10/2005	11/30/2005
Mortgage Lenders Network USA, Inc.	Lake	ZION	60099	02/18/1999	80,750	12/13/2005	
Mortgage Lenders Network USA, Inc.	Lake	ZION	60099	08/25/2004	117,900	12/02/2005	
Mortgage Lenders Network USA, Inc.	Mchenry	PARK FOREST	60102	12/02/2004	40,746	10/03/2005	
Mortgage Lenders Network USA, Inc.	Du Page	ELMHURST	60126	06/04/2004	31,725	11/03/2005	
Mortgage Lenders Network USA, Inc.	Cook	FRANKLIN PARK	60131	10/28/2004	169,600	09/07/2005	
Mortgage Lenders Network USA, Inc.	Kane	GILBERTS	60136	03/26/2004	185,000	12/02/2005	
Mortgage Lenders Network USA, Inc.	Cook	CALUMET CITY	60409	01/14/2003	64,800	07/25/2005	
Mortgage Lenders Network USA, Inc.	Cook	FORD HEIGHTS	60411	09/23/1999	26,000	02/28/2005	09/22/2005
Mortgage Lenders Network USA, Inc.	Cook	DOLTON	60419	07/27/2005	88,400	12/16/2005	
Mortgage Lenders Network USA, Inc.	Cook	DOLTON	60419	02/09/2000	136,800	04/19/2005	12/01/2005
Mortgage Lenders Network USA, Inc.	Cook	DOLTON	60419	06/05/2003	110,700	05/05/2005	11/04/2005
Mortgage Lenders Network USA, Inc.	Cook	SOUTH HOLLAND	60422	07/31/1997	137,600	08/04/2005	
Mortgage Lenders Network USA, Inc.	Cook	HAZEL CREST	60429	06/10/1996	108,640	12/13/2005	
Mortgage Lenders Network USA, Inc.	Cook	HAZEL CREST	60429	12/14/1999	109,800	08/23/2005	
Mortgage Lenders Network USA, Inc.	Will	JOLIET	60431	09/20/2001	68,000	08/31/2005	
Mortgage Lenders Network USA, Inc.	Will	JOLIET	60431	04/20/1998	127,500	11/16/2004	11/16/2005
Mortgage Lenders Network USA, Inc.	Will	JOLIET	60433	06/22/2004	81,000	12/19/2005	
Mortgage Lenders Network USA, Inc.	Will	BOLINGBROOK	60440	04/05/2004	147,250	02/03/2005	10/19/2005
Mortgage Lenders Network USA, Inc.	Will	LOCKPORT	60441	06/26/1998	52,000	11/03/2005	
Mortgage Lenders Network USA, Inc.	Cook	MATTESON	60443	06/07/2004	238,500	11/01/2005	
Mortgage Lenders Network USA, Inc.	Will	MONEE	60449	12/15/2004	66,750	09/16/2005	
Mortgage Lenders Network USA, Inc.	Will	NEW LENOX	60451	11/16/2004	130,000	10/26/2005	
Mortgage Lenders Network USA, Inc.	Cook	OAKLAWN	60453	11/02/2004	320,000	08/25/2005	
Mortgage Lenders Network USA, Inc.	Cook	PARK FOREST	60466	12/17/2004	27,000	08/18/2005	
Mortgage Lenders Network USA, Inc.	Cook	PARK FOREST	60466	03/26/1999	112,500	11/05/2003	10/10/2005
Mortgage Lenders Network USA, Inc.	Cook	UNIVERSITY PARK	60466	09/18/2000	68,800	08/04/2005	
Mortgage Lenders Network USA, Inc.	Cook	COUNTRY CLUB HILLS	60478	08/19/2004	20,000	08/02/2005	
Mortgage Lenders Network USA, Inc.	Du Page	AURORA	60505	03/15/2001	110,500	03/08/2005	09/22/2005

Statewide Foreclosures for the Second Half of 2005

Institution Name	County	City	Zip	Loan Date	Loan Amount	Filing Date	Close Date
Mortgage Lenders Network USA, Inc.	Du Page	LISLE	60532	09/01/2001	43,700	10/21/2005	
Mortgage Lenders Network USA, Inc.	Kendall	MONTGOMERY	60538	01/17/2003	116,000	08/31/2004	09/12/2005
Mortgage Lenders Network USA, Inc.	Du Page	NAPERVILLE	60540	10/02/2002	32,000	08/16/2005	
Mortgage Lenders Network USA, Inc.	Du Page	NAPERVILLE	60540	10/02/2002	128,000	08/16/2005	
Mortgage Lenders Network USA, Inc.	Will	PLAINFIELD	60544	06/01/2004	38,400	08/16/2005	
Mortgage Lenders Network USA, Inc.	De Kalb	SHABBONA	60550	03/16/2000	102,000	09/12/2005	
Mortgage Lenders Network USA, Inc.	Du Page	DARIEN	60561	12/21/2004	52,000	09/22/2005	
Mortgage Lenders Network USA, Inc.	Will	NAPERVILLE	60564	05/19/2005	650,000	12/22/2005	
Mortgage Lenders Network USA, Inc.	Cook	CHICAGO	60609	12/28/2004	33,000	07/07/2005	
Mortgage Lenders Network USA, Inc.	Cook	CHICAGO	60609	10/29/2003	145,600	09/08/2005	
Mortgage Lenders Network USA, Inc.	Cook	CHICAGO	60609	10/29/2003	36,400	08/02/2005	
Mortgage Lenders Network USA, Inc.	Cook	CHICAGO	60609	02/21/2002	85,000	12/21/2004	09/14/2005
Mortgage Lenders Network USA, Inc.	Cook	CHICAGO	60610	04/19/2004	31,350	08/11/2005	
Mortgage Lenders Network USA, Inc.	Cook	CHICAGO	60615	03/13/1996	51,000	08/22/2005	
Mortgage Lenders Network USA, Inc.	Cook	CHICAGO	60617	02/16/2001	62,100	09/21/2005	
Mortgage Lenders Network USA, Inc.	Cook	CHICAGO	60618	04/13/2004	71,000	08/10/2005	
Mortgage Lenders Network USA, Inc.	Cook	CHICAGO	60619	01/30/1998	100,800	08/22/2005	
Mortgage Lenders Network USA, Inc.	Cook	CHICAGO	60620	02/28/2000	40,000	12/05/2005	
Mortgage Lenders Network USA, Inc.	Cook	CHICAGO	60620	02/07/2003	130,400	08/01/2005	
Mortgage Lenders Network USA, Inc.	Cook	CHICAGO	60621	09/22/2004	55,000	07/26/2005	
Mortgage Lenders Network USA, Inc.	Cook	CHICAGO	60621	10/20/2004	167,000	09/08/2005	
Mortgage Lenders Network USA, Inc.	Cook	CHICAGO	60623	12/22/1999	28,833	09/12/2005	
Mortgage Lenders Network USA, Inc.	Cook	CHICAGO	60628	03/21/2003	53,600	10/25/2005	
Mortgage Lenders Network USA, Inc.	Cook	CHICAGO	60629	08/01/2004	48,000	08/01/2005	
Mortgage Lenders Network USA, Inc.	Cook	CHICAGO	60632	02/25/1999	119,000	08/08/2005	
Mortgage Lenders Network USA, Inc.	Cook	CHICAGO	60632	09/13/2004	45,500	08/16/2005	
Mortgage Lenders Network USA, Inc.	Cook	CHICAGO	60636	12/20/1995	62,000	09/20/2005	
Mortgage Lenders Network USA, Inc.	Cook	CHICAGO	60639	08/18/2004	46,500	08/02/2005	
Mortgage Lenders Network USA, Inc.	Cook	CHICAGO	60644	05/05/2004	45,000	08/31/2005	
Mortgage Lenders Network USA, Inc.	Cook	CHICAGO	60644	08/01/1995	79,500	09/08/2005	
Mortgage Lenders Network USA, Inc.	Cook	CHICAGO	60651	02/27/2004	48,400	10/03/2005	
Mortgage Lenders Network USA, Inc.	Cook	CHICAGO	60651	08/01/2004	58,200	08/16/2005	
Mortgage Lenders Network USA, Inc.	Cook	CHICAGO	60652	09/29/2004	43,000	08/23/2005	
Mortgage Lenders Network USA, Inc.	Cook	RIVERDALE	60827	03/07/2003	100,800	12/17/2004	08/23/2005
Mortgage Lenders Network USA, Inc.	Boone	BELVIDERE	61008	03/28/2003	87,600	09/28/2005	
Mortgage Lenders Network USA, Inc.	Stephenson	FREEMPORT	61032	09/13/2002	152,000	12/01/2004	08/17/2005
Mortgage Lenders Network USA, Inc.	Ogle	MT. MORRIS	61054	06/11/2004	81,000	12/19/2005	
Mortgage Lenders Network USA, Inc.	Boone	POPLAR GROVE	61065	02/10/2004	160,000	09/20/2005	
Mortgage Lenders Network USA, Inc.	Rock Island	ROCK ISLAND	61201	11/22/2002	55,000	12/06/2005	
Mortgage Lenders Network USA, Inc.	Henry	COLONA	61241	07/28/2003	64,000	12/06/2005	

Statewide Foreclosures for the Second Half of 2005

Institution Name	County	City	Zip	Loan Date	Loan Amount	Filing Date	Close Date
Mortgage Lenders Network USA, Inc.	Fulton	CANTON	61520	07/14/2000	54,000	12/20/2005	
Mortgage Lenders Network USA, Inc.	Woodford	EUREKA	61530	02/12/2002	152,000	07/26/2005	
Mortgage Lenders Network USA, Inc.	Tazewell	MORTON	61550	07/25/2003	28,000	08/10/2005	
Mortgage Lenders Network USA, Inc.	Peoria	PEORIA	61606	04/18/1998	91,375	12/28/2004	11/03/2005
Mortgage Lenders Network USA, Inc.	Peoria	Peoria	61614	06/24/2002	140,000	07/26/2005	
Mortgage Lenders Network USA, Inc.	MADISON	MADISON	62060	11/22/2003	65,000	01/12/2005	08/17/2005
Mortgage Lenders Network USA, Inc.	Saint Clair	CAHOKIA	62206	12/30/2002	36,400	07/14/2005	
Mortgage Lenders Network USA, Inc.	Macon	DECATUR	62521	10/16/2000	19,500	08/19/2005	
Mortgage Lenders Network USA, Inc.	Macon	DECATUR	62521	11/18/2003	44,000	10/08/2004	08/09/2005
Mortgage Lenders Network USA, Inc.	Macon	DECATUR	62522	06/25/2001	67,500	07/26/2005	
Mortgage Lenders Network USA, Inc.	Macon	DECATUR	62526	11/07/2003	44,000	11/05/2004	11/08/2005
Mortgage Lenders Network USA, Inc.	Christian	TAYLORVILLE	62568	11/17/1998	31,500	08/23/2005	
Mortgage Lenders Network USA, Inc.	Logan	LINCOLN	62656	12/08/2004	72,000	09/15/2005	
Mortgage Lenders Network USA, Inc.	Sangamon	SPRINGFIELD	62707	12/26/2001	88,500	12/05/2005	
Morton Community Bank	PEORIA	PEORIA	61604	03/07/2003	94,055	10/28/2005	11/18/2005
Mount Morris Savings and Loan Association	Ogle	Davis Junction	61020	07/31/1997	95,000	09/26/2005	
Mount Morris Savings and Loan Association	Ogle	Mt. Morris	61054	09/29/2000	60,000		08/27/2005
Mount Morris Savings and Loan Association	Ogle	Oregon	61061	10/18/2001	67,000	11/01/2003	
Mount Morris Savings and Loan Association	Ogle	Polo	61064	01/28/1999	69,850	09/26/2005	
Mount Morris Savings and Loan Association	Ogle	Polo	61064	02/27/1998	64,000	09/26/2005	
Mount Morris Savings and Loan Association	Ogle	Polo	61064	09/08/1998	13,600	09/26/2005	
Mount Morris Savings and Loan Association	Ogle	Polo	61064	10/31/1997	69,000	09/26/2005	
Mountain States Mortgage Center, Inc.	Cook	Hazelcrest	60429	06/01/1984	64,471	02/18/2005	12/15/2005
Nationwide Advantage Mortgage Company	Cook	Palatine	60074	04/25/2005	168,342	11/29/2005	
Nationwide Advantage Mortgage Company	Knox	Abingdon	61410	06/17/2003	72,935	08/10/2005	
Neighborhood Lending Services, Inc.	Cook	Chicago	60619	03/10/2003	85,066	09/15/2005	11/21/2005
Neighborhood Lending Services, Inc.	Cook	Chicago	60623	11/03/1999	19,673	08/08/2005	08/26/2005
Neighborhood Lending Services, Inc.	Cook	Chicago	60636	09/18/1996	12,378	11/09/2005	
Neighborhood Lending Services, Inc.	Cook	Chicago	60643	12/18/1998	10,000	08/09/2005	
New Century Mortgage Corporation	LAKE	MUNDELEIN	60060	10/13/2004	178,500	08/23/2005	
New Century Mortgage Corporation	MCHENRY	WOODSTOCK	60098	08/08/2003	134,300	10/20/2005	
New Century Mortgage Corporation	KANE	ELGIN	60123	03/03/2004	148,800	12/21/2005	
New Century Mortgage Corporation	DUPAGE	ELMHURST	60126	09/01/2004	252,750	11/29/2005	
New Century Mortgage Corporation	COOK	SAUK VILLAGE	60411	10/25/2004	81,750	12/06/2005	
New Century Mortgage Corporation	COOK	HARVEY	60426	11/30/2004	80,750	11/14/2005	
New Century Mortgage Corporation	COOK	MARKHAM	60426	05/07/2004	74,800	12/08/2005	
New Century Mortgage Corporation	WILL	JOLIET	60431	08/26/2003	135,000	04/15/2005	10/19/2005
New Century Mortgage Corporation	COOK	TINLEY PARK	60477	11/22/2004	331,500	12/29/2005	
New Century Mortgage Corporation	WILL	PLAINFIELD	60544	06/03/2004	255,000	12/13/2005	
New Century Mortgage Corporation	COOK	CHICAGO	60612	11/26/2003	191,250	09/06/2005	

Statewide Foreclosures for the Second Half of 2005

Institution Name	County	City	Zip	Loan Date	Loan Amount	Filing Date	Close Date
New Century Mortgage Corporation	COOK	CHICAGO	60615	08/02/2004	191,200	07/21/2005	
New Century Mortgage Corporation	COOK	CHICAGO	60617	11/26/2003	74,100	10/25/2005	
New Century Mortgage Corporation	COOK	CHICAGO	60621	05/06/2004	128,000	08/08/2005	
New Century Mortgage Corporation	COOK	CHICAGO	60624	11/02/2004	80,000	08/24/2005	
New Century Mortgage Corporation	COOK	CHICAGO	60629	10/27/2003	75,000	07/29/2005	
New Century Mortgage Corporation	COOK	CHICAGO	60643	05/29/2003	58,500	09/23/2004	07/27/2005
New Century Mortgage Corporation	COOK	CHICAGO	60643	05/24/2004	165,750	10/26/2005	
New Century Mortgage Corporation	COOK	CHICAGO	60647	02/19/2004	340,000	09/21/2005	
New Century Mortgage Corporation	COOK	CHICAGO	60649	03/03/2004	120,000	07/21/2005	
New Century Mortgage Corporation	STEPHENSON	DAVIS	61019	07/02/2004	85,600	07/20/2005	
New Century Mortgage Corporation	WINNEBAGO	FREEMPORT	61032	05/27/2004	67,150	11/30/2005	
New Century Mortgage Corporation	FULTON	FARMINGTON	61531	03/22/2004	50,369	12/07/2005	
NorStates Bank	Kenosha	Kenosha	53179	02/03/2003	30,700	11/30/2005	
NorStates Bank	Lake	Lake Villa	60046	09/12/2000	97,359	09/07/2005	
NorStates Bank	Lake	Round Lake	60073	09/01/2003	65,000	11/09/2005	
NorStates Bank	Lake	Wadsworth	60083	06/16/2001	100,000	09/02/2005	
North Bank	DuPage	Burr Ridge	60527	08/29/2003	1,100,000	03/24/2005	10/14/2005
North County Savings Bank	Randolph	Evansville	62242	02/17/1996	22,400	12/09/2005	
North County Savings Bank	Randolph	Sparta	62286	07/17/1995	36,000	07/28/2004	12/20/2005
Northside Community Bank	Lake	Grayslake	60030	07/09/2004	75,000	10/04/2005	
Northside Community Bank	Cook	Chicago	60649	03/28/2002	122,755	10/12/2005	
Northside Community Bank	Cook	Chicago	60649	04/05/2001	425,000	12/16/2005	
Northwest Bank of Rockford	Stephenson	Davis	61019	05/07/2001	94,500	10/11/2005	
Northwest Bank of Rockford	Stephenson	Freeport	61032	12/09/2002	67,000		09/15/2005
Northwest Bank of Rockford	Stephenson	Freeport	61032	11/19/2002	49,600	12/27/2005	
Northwest Bank of Rockford	Winnebago	Rockford	61103	01/14/2002	71,250		09/30/2005
Northwest Bank of Rockford	Winnebago	Rockford	61108	03/26/2004	73,125		10/11/2005
Northwest Bank of Rockford	Winnebago	Rockford	61114	05/11/2004	125,100		11/23/2005
NovaStar Mortgage, Inc.	LAKE	WAUKEGAN	60085	05/13/2002	117,300		07/15/2005
NovaStar Mortgage, Inc.	MC HENRY	MARENGO	60152	07/23/2003	360,000		12/01/2005
NovaStar Mortgage, Inc.	DU PAGE	CAROL STREAM	60188	10/24/2003	117,600		08/16/2005
NovaStar Mortgage, Inc.	COOK	BLUE ISLAND	60406	02/07/2005	164,255	08/12/2005	
NovaStar Mortgage, Inc.	COOK	CALUMET CITY	60409	03/23/2004	234,000	07/08/2005	
NovaStar Mortgage, Inc.	COOK	CALUMET CITY	60409	10/05/2004	237,500	09/12/2005	
NovaStar Mortgage, Inc.	COOK	CALUMET CITY	60409	07/02/2004	242,250		09/29/2005
NovaStar Mortgage, Inc.	COOK	LYNWOOD	60411	07/28/2004	148,050		11/02/2005
NovaStar Mortgage, Inc.	COOK	CHICAGO RIDGE	60415	02/20/2004	140,000	11/30/2005	
NovaStar Mortgage, Inc.	COOK	DOLTON	60419	01/23/2004	148,200		08/31/2005
NovaStar Mortgage, Inc.	WILL	FRANKFORT	60423	03/28/2003	124,000		09/07/2005
NovaStar Mortgage, Inc.	WILL	FRANKFORT	60423	03/28/2003	31,000		09/07/2005

Statewide Foreclosures for the Second Half of 2005

Institution Name	County	City	Zip	Loan Date	Loan Amount	Filing Date	Close Date
NovaStar Mortgage, Inc.	COOK	MARKHAM	60426	07/01/2003	72,900	11/16/2005	
NovaStar Mortgage, Inc.	COOK	HOMEWOOD	60430	09/15/2004	44,010	10/03/2005	
NovaStar Mortgage, Inc.	WILL	BOLINGBROOK	60440	10/19/2004	175,500	08/12/2005	
NovaStar Mortgage, Inc.	COOK	MATTESON	60443	08/09/2004	144,000	07/21/2005	
NovaStar Mortgage, Inc.	WILL	NEW LENOX	60451	04/25/2002	177,284	10/26/2005	
NovaStar Mortgage, Inc.	COOK	TINLEY PARK	60477	05/19/2005	215,100	09/13/2005	
NovaStar Mortgage, Inc.	COOK	COUNTRY CLUB HILLS	60478	05/23/2003	140,400	07/18/2005	
NovaStar Mortgage, Inc.	DU PAGE	AURORA	60504	02/13/2002	109,000	12/20/2005	
NovaStar Mortgage, Inc.	DU PAGE	AURORA	60504	06/14/2004	243,950	11/21/2005	
NovaStar Mortgage, Inc.	COOK	LA GRANGE	60525	01/20/2004	308,000	08/02/2005	
NovaStar Mortgage, Inc.	COOK	CHICAGO	60615	09/15/2004	256,500	10/31/2005	
NovaStar Mortgage, Inc.	COOK	CHICAGO	60617	02/28/2003	112,500	11/30/2005	
NovaStar Mortgage, Inc.	COOK	CHICAGO	60619	11/03/1998	73,950	08/10/2005	
NovaStar Mortgage, Inc.	COOK	CHICAGO	60620	02/05/2002	47,500		11/08/2005
NovaStar Mortgage, Inc.	COOK	CHICAGO	60621	11/22/2004	126,750	09/13/2005	
NovaStar Mortgage, Inc.	COOK	CHICAGO	60621	10/28/2004	85,000		09/21/2005
NovaStar Mortgage, Inc.	COOK	CHICAGO	60624	12/28/2004	251,750	10/26/2005	
NovaStar Mortgage, Inc.	COOK	CHICAGO	60628	04/08/2005	120,000	12/20/2005	
NovaStar Mortgage, Inc.	COOK	CHICAGO	60630	02/22/2005	46,000	07/12/2005	
NovaStar Mortgage, Inc.	COOK	CHICAGO	60630	02/22/2005	184,000	07/12/2005	
NovaStar Mortgage, Inc.	COOK	CHICAGO	60636	06/09/2005	156,750	08/31/2005	
NovaStar Mortgage, Inc.	COOK	CHICAGO	60637	08/03/2004	249,600	07/08/2005	
NovaStar Mortgage, Inc.	COOK	CHICAGO	60637	12/27/2002	209,000		08/22/2005
NovaStar Mortgage, Inc.	COOK	CHICAGO	60639	10/19/2004	319,920	10/17/2005	
NovaStar Mortgage, Inc.	COOK	CHICAGO	60639	10/19/2004	79,980	10/17/2005	
NovaStar Mortgage, Inc.	COOK	CHICAGO	60651	12/26/2003	130,500	12/16/2005	
NovaStar Mortgage, Inc.	COOK	CHICAGO	60653	04/13/2005	301,500	09/19/2005	
NovaStar Mortgage, Inc.	Cook	CHICAGO	60657	04/22/2005	459,000	08/12/2005	
NovaStar Mortgage, Inc.	COOK	CICERO	60804	11/12/2004	279,000	10/12/2005	
NovaStar Mortgage, Inc.	WINNEBAGO	DAVIS	61019	11/05/2004	167,900	09/15/2005	
NovaStar Mortgage, Inc.	WINNEBAGO	ROCKFORD	61107	03/15/2005	56,000	09/14/2005	
NovaStar Mortgage, Inc.	WINNEBAGO	MACHESNEY PARK	61115	07/13/2004	96,700	10/18/2005	
NovaStar Mortgage, Inc.	ROCK ISLAND	COAL VALLEY	61240	09/13/2004	68,000	12/06/2005	
NovaStar Mortgage, Inc.	ROCK ISLAND	EAST MOLINE	61244	04/29/2003	59,400		10/24/2005
NovaStar Mortgage, Inc.	PEORIA	PEORIA	61603	08/31/1998	46,500	11/16/2005	
NovaStar Mortgage, Inc.	PEORIA	PEORIA	61604	07/26/2004	80,000	11/08/2005	
NovaStar Mortgage, Inc.	WOODFORD	EAST PEORIA	61611	01/20/2005	127,800	09/15/2005	
NovaStar Mortgage, Inc.	WOODFORD	EAST PEORIA	61611	02/15/2005	49,410	09/27/2005	
NovaStar Mortgage, Inc.	MADISON	EDWARDSVILLE	62025	01/07/2005	97,750	11/17/2005	
NovaStar Mortgage, Inc.	MADISON	GRANITE CITY	62040	12/21/2004	55,000	11/17/2005	

Statewide Foreclosures for the Second Half of 2005

Institution Name	County	City	Zip	Loan Date	Loan Amount	Filing Date	Close Date
NovaStar Mortgage, Inc.	ST CLAIR	E ST LOUIS	62201	12/31/1997	37,900	11/08/2005	
NovaStar Mortgage, Inc.	ST CLAIR	EAST SAINT LOUIS	62205	05/14/2003	56,800	08/01/2005	
NovaStar Mortgage, Inc.	ST CLAIR	CAHOKIA	62206	02/01/2005	60,200	07/28/2005	
NovaStar Mortgage, Inc.	ST CLAIR	BELLEVILLE	62221	03/09/2005	78,200	12/02/2005	
NovaStar Mortgage, Inc.	ST CLAIR	SWANSEA	62226	12/28/2004	115,710	08/12/2005	
NovaStar Mortgage, Inc.	ST CLAIR	FREEBURG	62243	03/24/2003	100,000		08/22/2005
NovaStar Mortgage, Inc.	SANGAMON	RIVERTON	62561	11/19/2004	66,500	12/20/2005	
NovaStar Mortgage, Inc.	WILLIAMSON	MARION	62959	10/29/2004	124,410	08/01/2005	
NovaStar Mortgage, Inc.	JACKSON	MURPHYSBORO	62966	11/24/2004	40,000	11/09/2005	
NovaStar Mortgage, Inc.	JOHNSON	SIMPSON	62985	10/20/2003	69,930		12/08/2005
Oak Brook Bank	Lake	Schererville	46375	04/25/2001	100,000	11/17/2004	12/28/2005
Ocwen Loan Servicing, LLC	Wilson	LEBANON	37087	04/29/2003	102,400	04/12/2005	07/06/2005
Ocwen Loan Servicing, LLC	Wabasha	ELGIN	55932	04/10/2003	62,000	08/16/2005	
Ocwen Loan Servicing, LLC	Lake	ANTIOCH	60002	03/27/2000	19,000	09/02/2005	
Ocwen Loan Servicing, LLC	COOK	ARLINGTON HEIGHTS	60004	04/01/2003	170,000	10/06/2005	
Ocwen Loan Servicing, LLC	Cook	ROLLING MEADOWS	60008	07/13/2005	198,800	12/23/2005	
Ocwen Loan Servicing, LLC	McHenry	CRYSTAL LAKE	60012	10/05/2004	312,000	10/07/2005	
Ocwen Loan Servicing, LLC	McHenry	CARY	60013	04/23/2002	103,500	07/12/2005	
Ocwen Loan Servicing, LLC	McHenry	CARY	60013	01/10/2003	399,500	08/02/2005	
Ocwen Loan Servicing, LLC	McHenry	CRYSTAL LAKE	60014	07/29/2004	223,920	08/16/2005	
Ocwen Loan Servicing, LLC	McHenry	CRYSTAL LAKE	60014	05/09/2005	180,000	11/29/2005	
Ocwen Loan Servicing, LLC	Lake	DEERFIELD	60015	03/15/2005	233,750	08/16/2005	
Ocwen Loan Servicing, LLC	Cook	DES PLAINES	60018	07/15/2002	252,000	08/01/2005	
Ocwen Loan Servicing, LLC	Cook	DES PLAINES	60018	09/02/1997	49,725	09/21/2005	
Ocwen Loan Servicing, LLC	Cook	DES PLAINES	60018	09/02/1997	48,100	10/13/2005	
Ocwen Loan Servicing, LLC	Lake	GRAYLAKE	60030	07/09/2004	212,850	09/27/2005	
Ocwen Loan Servicing, LLC	Lake	GRAYSLAKE	60030	01/31/2005	194,750	09/26/2005	
Ocwen Loan Servicing, LLC	Lake	GRAYSLAKE	60030	02/27/2004	157,289	10/21/2005	
Ocwen Loan Servicing, LLC	Lake	GURNEE	60031	09/13/1999	249,600	08/03/2005	
Ocwen Loan Servicing, LLC	Lake	HIGHLAND PARK	60035	01/26/2004	57,750	07/08/2005	
Ocwen Loan Servicing, LLC	Lake	HIGHLAND PARK	60035	11/21/2003	363,000	01/21/2005	12/14/2005
Ocwen Loan Servicing, LLC	Lake	LAKE ZURICH	60047	07/30/2002	199,750	07/29/2005	
Ocwen Loan Servicing, LLC	McHenry	LAKEMOOR	60050	07/17/2003	145,600	08/12/2005	
Ocwen Loan Servicing, LLC	McHenry	MC HENRY	60050	04/09/2002	161,500	08/18/2005	
Ocwen Loan Servicing, LLC	McHenry	MCCULLOM LAKE	60050	02/20/2003	121,500	12/06/2005	
Ocwen Loan Servicing, LLC	McHenry	MCHENRY	60050	01/17/2003	142,400	09/26/2005	
Ocwen Loan Servicing, LLC	McHenry	MCHENRY	60050	07/31/2003	440,000	10/07/2005	
Ocwen Loan Servicing, LLC	McHenry	MCHENRY	60050	08/25/1995	89,600	05/24/2004	08/16/2005
Ocwen Loan Servicing, LLC	McHenry	MCHENRY	60051	07/13/2004	135,920	08/29/2005	
Ocwen Loan Servicing, LLC	Cook	MORTON GROVE	60053	10/01/2001	252,800	09/13/2005	

Statewide Foreclosures for the Second Half of 2005

Institution Name	County	City	Zip	Loan Date	Loan Amount	Filing Date	Close Date
Ocwen Loan Servicing, LLC	Cook	MOUNT PROSPECT	60056	05/23/2003	301,250	10/07/2005	
Ocwen Loan Servicing, LLC	Lake	MUNDELEIN	60060	03/15/2005	180,000	09/13/2005	
Ocwen Loan Servicing, LLC	Lake	VERNON HILLS	60061	05/10/2002	181,600	11/01/2005	
Ocwen Loan Servicing, LLC	Cook	NORTHBROOK	60062	01/30/2003	344,250	10/07/2005	
Ocwen Loan Servicing, LLC	Lake	NORTH CHICA	60064	09/24/2003	122,400	10/27/2004	07/08/2005
Ocwen Loan Servicing, LLC	Cook	PARK RIDGE	60068	12/18/2002	997,500	03/15/2004	10/14/2005
Ocwen Loan Servicing, LLC	Lake	ROUND LAKE	60073	12/05/2002	321,050	09/09/2005	
Ocwen Loan Servicing, LLC	Lake	ROUND LAKE	60073	12/13/1995	96,000	11/09/2005	
Ocwen Loan Servicing, LLC	Lake	ROUND LAKE	60073	02/23/2005	150,300	11/29/2005	
Ocwen Loan Servicing, LLC	Lake	ROUND LAKE	60073	05/04/2004	198,050	12/30/2005	
Ocwen Loan Servicing, LLC	Lake	ROUND LAKE BEACH	60073	12/06/2004	174,750	10/07/2005	
Ocwen Loan Servicing, LLC	Lake	ROUND LAKE BEACH	60073	10/11/2002	223,250	10/31/2005	
Ocwen Loan Servicing, LLC	Lake	ROUND LAKE PARK	60073	03/26/2003	111,200	07/01/2005	
Ocwen Loan Servicing, LLC	Lake	ROUND LAKE PARK	60073	06/22/2005	122,000	11/01/2005	
Ocwen Loan Servicing, LLC	Lake	BUFFALO GROVE	60089	03/31/2003	330,400	09/09/2005	
Ocwen Loan Servicing, LLC	Lake	BUFFALO GROVE	60089	10/04/2002	297,500	05/26/2004	11/28/2005
Ocwen Loan Servicing, LLC	Cook	WHEELING	60090	12/22/1999	180,125	11/03/2004	07/12/2005
Ocwen Loan Servicing, LLC	McHenry	WONDER LAKE	60097	03/28/2003	213,750	08/18/2005	
Ocwen Loan Servicing, LLC	McHenry	WONDER LAKE	60097	12/27/2002	210,600	09/09/2005	
Ocwen Loan Servicing, LLC	McHenry	WOODSTOCK	60098	03/21/2003	148,000	07/01/2005	
Ocwen Loan Servicing, LLC	McHenry	WOODSTOCK	60098	01/31/2003	69,000	12/11/2003	09/27/2005
Ocwen Loan Servicing, LLC	Lake	ZION	60099	01/08/2002	78,000	08/08/2005	11/10/2005
Ocwen Loan Servicing, LLC	Lake	ZION	60099	11/14/1997	35,000	12/28/2005	
Ocwen Loan Servicing, LLC	McHenry	ALGONQUIN	60102	08/05/2004	172,000	09/08/2005	
Ocwen Loan Servicing, LLC	McHenry	ALGONQUIN	60102	09/28/1999	145,000	11/09/2005	
Ocwen Loan Servicing, LLC	DuPage	BARTLETT	60103	03/04/2003	269,600	08/02/2005	
Ocwen Loan Servicing, LLC	DuPage	BARTLETT	60103	02/20/2003	234,000	09/23/2004	08/04/2005
Ocwen Loan Servicing, LLC	Cook	BELLWOOD	60104	03/24/2003	97,500	09/13/2005	
Ocwen Loan Servicing, LLC	Cook	BELLWOOD	60104	04/23/1998	80,000	09/13/2005	
Ocwen Loan Servicing, LLC	Cook	BELLWOOD	60104	03/10/1998	64,000	11/28/2005	
Ocwen Loan Servicing, LLC	Cook	BELLWOOD	60104	02/07/2003	142,400	10/27/2003	10/18/2005
Ocwen Loan Servicing, LLC	DuPage	BENSENVILLE	60106	09/12/1997	64,000	10/06/2005	
Ocwen Loan Servicing, LLC	Cook	STREAMWOOD	60107	12/10/2002	223,200	10/28/2005	
Ocwen Loan Servicing, LLC	Cook	STREAMWOOD	60107	10/30/2001	153,000	12/24/2003	10/05/2005
Ocwen Loan Servicing, LLC	Kane	CARPENTERSVILLE	60110	03/11/2004	200,000	09/13/2005	
Ocwen Loan Servicing, LLC	Kane	CARPENTERSVILLE	60110	07/30/2003	123,068	11/01/2005	
Ocwen Loan Servicing, LLC	Kane	DUNDEE	60118	12/18/2003	244,000	07/14/2005	
Ocwen Loan Servicing, LLC	Kane	ELGIN	60120	08/31/1998	71,000	09/09/2005	
Ocwen Loan Servicing, LLC	Kane	ELGIN	60120	08/11/2004	157,250	10/26/2005	
Ocwen Loan Servicing, LLC	Kane	ELGIN	60120	09/08/1999	112,500	12/14/2005	

Statewide Foreclosures for the Second Half of 2005

Institution Name	County	City	Zip	Loan Date	Loan Amount	Filing Date	Close Date
Ocwen Loan Servicing, LLC	Kane	ELGIN	60120	07/25/2003	147,200	10/21/2004	08/25/2005
Ocwen Loan Servicing, LLC	Kane	ELGIN	60123	09/24/2004	245,000	09/13/2005	
Ocwen Loan Servicing, LLC	Kane	ELGIN	60123	05/05/2004	155,250	01/05/2005	09/22/2005
Ocwen Loan Servicing, LLC	DuPage	GLEN ELLYN	60137	01/29/1999	192,000	10/06/2005	
Ocwen Loan Servicing, LLC	DuPage	GLENDALE HEIGHTS	60139	10/23/1997	84,500	08/24/2005	
Ocwen Loan Servicing, LLC	DuPage	GLENDALE HEIGHTS	60139	10/18/2004	162,350	09/13/2005	
Ocwen Loan Servicing, LLC	DuPage	GLENDALE HEIGHTS	60139	08/10/2001	139,400	07/09/2003	10/18/2005
Ocwen Loan Servicing, LLC	Cook	MAYWOOD	60153	02/27/1998	83,250	07/11/2005	
Ocwen Loan Servicing, LLC	Cook	MAYWOOD	60153	02/02/2005	168,000	08/12/2005	
Ocwen Loan Servicing, LLC	Cook	MAYWOOD	60153	01/30/1998	64,000	10/21/2005	
Ocwen Loan Servicing, LLC	Cook	HILLSIDE	60162	06/13/2003	249,440	08/03/2005	
Ocwen Loan Servicing, LLC	Cook	HILLSIDE	60162	06/29/2004	206,400	09/15/2005	
Ocwen Loan Servicing, LLC	DuPage	ROSELLE	60172	05/23/2003	273,000	08/12/2005	
Ocwen Loan Servicing, LLC	Kane	SAINT CHARLES	60174	07/02/2004	195,000	08/16/2005	
Ocwen Loan Servicing, LLC	Kane	SOUTH ELGIN	60177	05/23/2003	153,000	08/17/2005	
Ocwen Loan Servicing, LLC	Kane	SOUTH ELGIN	60177	03/13/2002	185,000	09/13/2005	
Ocwen Loan Servicing, LLC	DuPage	WEST CHICAGO	60185	07/30/2001	119,000	09/09/2005	
Ocwen Loan Servicing, LLC	DuPage	WHEATON	60187	04/10/2003	128,500	10/07/2005	
Ocwen Loan Servicing, LLC	DuPage	WOOD DALE	60191	01/17/2002	100,100	10/26/2005	
Ocwen Loan Servicing, LLC	Cook	SCHAUMBURG	60193	01/06/2003	124,000	07/14/2005	
Ocwen Loan Servicing, LLC	Cook	HOFFMAN ESTATES	60194	11/12/2004	81,900	11/23/2005	
Ocwen Loan Servicing, LLC	Cook	HOFFMAN ESTATES	60194	08/01/2003	293,900	12/30/2005	
Ocwen Loan Servicing, LLC	Cook	SCHAUMBURG	60194	09/27/2002	281,600	09/09/2005	
Ocwen Loan Servicing, LLC	Cook	SCHAUMBURG	60194	10/29/2003	150,400	09/30/2004	12/02/2005
Ocwen Loan Servicing, LLC	Cook	HOFFMAN ESTATES	60195	11/24/1997	99,989	12/30/2005	
Ocwen Loan Servicing, LLC	Cook	OAK PARK	60304	01/16/2003	267,300	01/21/2005	09/02/2005
Ocwen Loan Servicing, LLC	Cook	BERWYN	60402	03/11/2003	182,400	07/11/2005	
Ocwen Loan Servicing, LLC	Cook	BERWYN	60402	08/22/2002	126,600	08/12/2005	
Ocwen Loan Servicing, LLC	Cook	BERWYN	60402	06/09/2004	75,000	09/26/2005	
Ocwen Loan Servicing, LLC	Cook	BERWYN	60402	02/04/2005	199,900	10/20/2005	
Ocwen Loan Servicing, LLC	Cook	BERWYN	60402	07/17/2003	173,000	12/14/2005	
Ocwen Loan Servicing, LLC	Cook	BERWYN	60402	01/21/2003	122,400	10/08/2004	11/01/2005
Ocwen Loan Servicing, LLC	Cook	BLUE ISLAND	60406	09/14/1999	85,850	09/13/2004	12/02/2005
Ocwen Loan Servicing, LLC	Cook	CALUMET CITY	60409	03/17/2003	127,500	07/01/2005	
Ocwen Loan Servicing, LLC	Cook	CALUMET CITY	60409	12/31/1998	65,000	07/11/2005	
Ocwen Loan Servicing, LLC	Cook	CALUMET CITY	60409	02/16/2000	146,250	08/03/2005	
Ocwen Loan Servicing, LLC	Cook	CALUMET CITY	60409	08/09/2004	106,500	09/09/2005	
Ocwen Loan Servicing, LLC	Cook	CALUMET CITY	60409	06/09/2003	180,000	12/15/2005	
Ocwen Loan Servicing, LLC	Cook	CALUMET CITY	60409	02/22/2002	81,600	08/14/2003	09/26/2005
Ocwen Loan Servicing, LLC	Cook	CALUMET CITY	60409	07/29/2004	179,000	12/29/2004	09/13/2005

Statewide Foreclosures for the Second Half of 2005

Institution Name	County	City	Zip	Loan Date	Loan Amount	Filing Date	Close Date
Ocwen Loan Servicing, LLC	Cook	CALUMET CITY	60409	03/15/1999	30,000	12/29/2004	10/05/2005
Ocwen Loan Servicing, LLC	Cook	CHICAGO HEIGHTS	60411	05/14/2003	172,000	08/03/2005	
Ocwen Loan Servicing, LLC	Cook	CHICAGO HEIGHTS	60411	05/19/1999	46,750	08/26/2005	
Ocwen Loan Servicing, LLC	Cook	CHICAGO HEIGHTS	60411	01/12/2004	67,500	10/13/2005	
Ocwen Loan Servicing, LLC	Cook	CHICAGO HEIGHTS	60411	02/26/2002	45,900	12/29/2004	11/14/2005
Ocwen Loan Servicing, LLC	Cook	SAUK VILLAGE	60411	01/22/2002	211,150	07/28/2005	
Ocwen Loan Servicing, LLC	Cook	SAUK VILLAGE	60411	12/16/1998	38,041	10/07/2005	
Ocwen Loan Servicing, LLC	Cook	SAUK VILLAGE	60411	08/21/2002	98,100	10/07/2005	
Ocwen Loan Servicing, LLC	Cook	SAUK VILLAGE	60411	09/11/2002	160,200	10/26/2005	
Ocwen Loan Servicing, LLC	Cook	SAUK VILLAGE	60411	02/18/2003	117,000	12/30/2005	
Ocwen Loan Servicing, LLC	Cook	SAUK VILLAGE	60411	09/24/2002	63,750	04/25/2003	07/12/2005
Ocwen Loan Servicing, LLC	Cook	SAUK VILLAGE	60411	05/16/2002	71,500	10/12/2004	10/20/2005
Ocwen Loan Servicing, LLC	Cook	SOUTH CHICAGO HEIGHTS	60411	08/13/2002	77,900	08/27/2004	09/29/2005
Ocwen Loan Servicing, LLC	Will	CRETE	60417	03/06/2002	404,821	08/16/2005	
Ocwen Loan Servicing, LLC	Will	CRETE	60417	07/29/2003	207,000	08/18/2005	
Ocwen Loan Servicing, LLC	Cook	DOLTON	60419	12/20/1999	92,000	08/17/2005	
Ocwen Loan Servicing, LLC	Cook	DOLTON	60419	04/25/2002	105,000	09/22/2005	
Ocwen Loan Servicing, LLC	Cook	DOLTON	60419	09/06/2002	85,600	10/06/2005	
Ocwen Loan Servicing, LLC	Cook	DOLTON	60419	03/29/2002	71,400	02/01/2005	10/04/2005
Ocwen Loan Servicing, LLC	Cook	DOLTON	60419	10/31/2002	95,400	09/30/2004	08/15/2005
Ocwen Loan Servicing, LLC	Cook	DOLTON	60419	10/07/1998	93,500	04/19/2005	12/13/2005
Ocwen Loan Servicing, LLC	Cook	FLOSSMOOR	60422	06/06/2003	189,900	09/09/2005	
Ocwen Loan Servicing, LLC	Cook	FLOSSMOOR	60422	02/21/2002	151,500	11/01/2005	
Ocwen Loan Servicing, LLC	Will	FRANKFORT	60423	03/13/2004	307,600	10/07/2005	
Ocwen Loan Servicing, LLC	Cook	GLENWOOD	60425	07/25/2002	57,000	07/01/2005	
Ocwen Loan Servicing, LLC	Cook	GLENWOOD	60425	08/12/2002	63,000	09/09/2005	
Ocwen Loan Servicing, LLC	Cook	GLENWOOD	60425	07/15/2002	134,400	03/02/2005	12/20/2005
Ocwen Loan Servicing, LLC	Cook	HAZELCREST	60425	02/04/1998	91,000	05/28/2004	11/14/2005
Ocwen Loan Servicing, LLC	Cook	DIXMOOR	60426	05/26/1998	63,750	08/26/2005	
Ocwen Loan Servicing, LLC	Cook	DOLTON	60426	05/09/2003	94,500	01/13/2005	08/15/2005
Ocwen Loan Servicing, LLC	Cook	HARVEY	60426	02/17/1997	56,800	07/05/2005	
Ocwen Loan Servicing, LLC	Cook	HARVEY	60426	06/14/1999	77,600	08/08/2005	
Ocwen Loan Servicing, LLC	Cook	HARVEY	60426	10/08/2002	78,500	08/11/2005	
Ocwen Loan Servicing, LLC	Cook	HARVEY	60426	07/12/2002	52,500	09/02/2005	
Ocwen Loan Servicing, LLC	Cook	HARVEY	60426	12/31/2003	54,000	09/13/2005	
Ocwen Loan Servicing, LLC	Cook	HARVEY	60426	11/19/2004	74,700	10/06/2005	11/29/2005
Ocwen Loan Servicing, LLC	Cook	HARVEY	60426	07/22/2003	50,825	10/07/2005	
Ocwen Loan Servicing, LLC	Cook	HARVEY	60426	06/24/2002	85,600	12/30/2003	12/09/2005
Ocwen Loan Servicing, LLC	Cook	HARVEY	60426	03/19/2003	49,600	08/27/2004	11/29/2005
Ocwen Loan Servicing, LLC	Cook	HARVEY	60426	07/11/2003	52,800	08/27/2004	11/07/2005

Statewide Foreclosures for the Second Half of 2005

Institution Name	County	City	Zip	Loan Date	Loan Amount	Filing Date	Close Date
Ocwen Loan Servicing, LLC	Cook	HARVEY	60426	11/06/2000	102,600	03/28/2005	08/16/2005
Ocwen Loan Servicing, LLC	Cook	HARVEY	60426	07/30/1999	54,000	06/27/2001	07/01/2005
Ocwen Loan Servicing, LLC	Cook	MARKHAM	60426	02/06/2002	73,800	08/16/2005	
Ocwen Loan Servicing, LLC	Cook	MARKHAM	60426	04/26/2004	113,050	09/28/2005	
Ocwen Loan Servicing, LLC	Cook	MARKHAM	60426	08/06/1997	54,750	08/05/2003	12/14/2005
Ocwen Loan Servicing, LLC	Cook	MARKHAM	60426	06/24/1998	48,800	12/01/2003	07/08/2005
Ocwen Loan Servicing, LLC	Cook	MARKHAM	60426	11/11/1998	28,000	04/22/2003	09/07/2005
Ocwen Loan Servicing, LLC	Cook	HAZEL CREST	60429	09/22/1999	121,600	08/16/2005	
Ocwen Loan Servicing, LLC	Cook	HAZEL CREST	60429	02/26/2003	136,705	09/02/2005	
Ocwen Loan Servicing, LLC	Cook	HAZEL CREST	60429	12/21/2004	112,000	10/07/2005	
Ocwen Loan Servicing, LLC	Cook	HAZEL CREST	60429	08/19/1998	127,500	12/28/2005	
Ocwen Loan Servicing, LLC	Cook	HAZEL CREST	60429	03/18/2005	149,900	12/29/2005	
Ocwen Loan Servicing, LLC	Will	SHOREWOOD	60431	10/31/1997	116,450	12/07/2004	09/28/2005
Ocwen Loan Servicing, LLC	Will	JOLIET	60432	08/15/2002	67,200	08/09/2005	
Ocwen Loan Servicing, LLC	Will	JOLIET	60432	02/22/2005	79,050	11/07/2005	
Ocwen Loan Servicing, LLC	Will	JOLIET	60432	08/23/2002	60,000	12/29/2005	
Ocwen Loan Servicing, LLC	Will	JOLIET	60432	11/10/1999	48,000	01/24/2005	09/14/2005
Ocwen Loan Servicing, LLC	Will	JOLIET	60432	01/19/2000	80,125	11/02/2004	10/05/2005
Ocwen Loan Servicing, LLC	Will	JOLIET	60433	04/02/1999	73,500	07/25/2005	
Ocwen Loan Servicing, LLC	Will	JOLIET	60433	08/26/1994	47,000	09/26/2005	
Ocwen Loan Servicing, LLC	Will	CREST HILL	60435	10/12/2000	75,650	09/02/2005	
Ocwen Loan Servicing, LLC	Will	JOLIET	60436	08/26/1998	46,400	08/05/2005	
Ocwen Loan Servicing, LLC	Will	JOLIET	60436	11/01/2002	93,950	08/11/2005	
Ocwen Loan Servicing, LLC	Will	JOLIET	60436	09/23/2004	94,400	12/15/2005	
Ocwen Loan Servicing, LLC	Will	JOLIET	60436	07/21/2005	139,400	12/30/2005	
Ocwen Loan Servicing, LLC	Cook	LANSING	60438	02/11/2002	73,800	09/15/2003	07/25/2005
Ocwen Loan Servicing, LLC	Will	BOLINGBROOK	60440	08/26/2004	168,750	10/07/2005	
Ocwen Loan Servicing, LLC	Will	LOCKPORT	60441	04/01/2005	227,700	09/09/2005	
Ocwen Loan Servicing, LLC	Will	LOCKPORT	60441	01/12/2005	124,000	10/07/2005	
Ocwen Loan Servicing, LLC	Will	LOCKPORT	60441	08/28/2002	508,250	12/23/2002	08/08/2005
Ocwen Loan Servicing, LLC	Cook	MATTESON	60443	12/08/2004	157,500	08/09/2005	
Ocwen Loan Servicing, LLC	Cook	MATTESON	60443	05/12/2003	145,800	08/16/2005	
Ocwen Loan Servicing, LLC	Cook	MATTESON	60443	11/19/2004	308,000	08/16/2005	
Ocwen Loan Servicing, LLC	Cook	MATTESON	60443	07/26/2004	104,000	10/07/2005	
Ocwen Loan Servicing, LLC	Cook	MATTESON	60443	02/23/2005	288,000	11/01/2005	
Ocwen Loan Servicing, LLC	Cook	MATTESON	60443	12/03/2003	361,000	12/27/2005	
Ocwen Loan Servicing, LLC	Cook	MATTESON	60443	04/12/2002	178,000	12/29/2005	
Ocwen Loan Servicing, LLC	Will	ROMEOVILLE	60446	12/12/2002	183,600	09/02/2005	
Ocwen Loan Servicing, LLC	Will	ROMEOVILLE	60446	03/26/2004	229,500	09/08/2005	
Ocwen Loan Servicing, LLC	Grundy	MINOOKA	60447	08/28/1998	137,600	08/22/2005	

Statewide Foreclosures for the Second Half of 2005

Institution Name	County	City	Zip	Loan Date	Loan Amount	Filing Date	Close Date
Ocwen Loan Servicing, LLC	Cook	OAK FOREST	60452	07/08/2004	207,000	07/08/2005	
Ocwen Loan Servicing, LLC	Cook	OAK FOREST	60452	05/23/2003	232,800	09/16/2005	
Ocwen Loan Servicing, LLC	Cook	OAK FOREST	60452	02/14/2004	210,400	10/06/2005	
Ocwen Loan Servicing, LLC	Cook	OAK FOREST	60452	09/02/2004	139,000	12/19/2005	
Ocwen Loan Servicing, LLC	Cook	OAK LAWN	60453	10/31/2002	82,000	10/07/2005	
Ocwen Loan Servicing, LLC	Cook	BRIDGEVIEW	60455	09/15/2004	219,300	08/16/2005	
Ocwen Loan Servicing, LLC	Cook	PALOS HEIGHTS	60463	01/31/1995	154,000	07/25/2005	
Ocwen Loan Servicing, LLC	Cook	PALOS HEIGHTS	60463	06/25/2004	182,400	09/13/2005	
Ocwen Loan Servicing, LLC	Cook	PALOS HILLS	60465	01/14/2000	191,250	09/01/2005	
Ocwen Loan Servicing, LLC	Cook	PALOS HILLS	60465	06/29/2004	100,800	09/28/2005	
Ocwen Loan Servicing, LLC	Cook	PARK FOREST	60466	03/06/2003	73,000	08/16/2005	
Ocwen Loan Servicing, LLC	Cook	PARK FOREST	60466	06/26/2002	40,000	09/22/2005	
Ocwen Loan Servicing, LLC	Cook	PARK FOREST	60466	03/30/2002	102,500	09/23/2005	
Ocwen Loan Servicing, LLC	Cook	PARK FOREST	60466	08/03/2001	108,000	10/03/2005	
Ocwen Loan Servicing, LLC	Cook	PARK FOREST	60466	03/14/2003	84,000	10/07/2005	
Ocwen Loan Servicing, LLC	Cook	PARK FOREST	60466	09/24/2001	56,700	10/16/2003	08/23/2005
Ocwen Loan Servicing, LLC	Cook	PARK FOREST	60466	11/26/2003	150,400	02/24/2005	08/17/2005
Ocwen Loan Servicing, LLC	Cook	POSEN	60469	03/28/2002	117,000	09/21/2005	
Ocwen Loan Servicing, LLC	La Salle	RANSOM	60470	08/30/2000	38,400	05/11/2005	09/16/2005
Ocwen Loan Servicing, LLC	Cook	RIGHTON PARK	60471	03/18/2003	204,000	10/20/2003	08/25/2005
Ocwen Loan Servicing, LLC	Cook	RIGHTON PARK	60471	03/30/2001	106,250	10/02/2001	09/21/2005
Ocwen Loan Servicing, LLC	Cook	ROBBINS	60472	02/17/2005	48,750	10/07/2005	
Ocwen Loan Servicing, LLC	Cook	SOUTH HOLLAND	60473	09/14/1999	163,000	08/18/2005	
Ocwen Loan Servicing, LLC	Cook	SOUTH HOLLAND	60473	05/24/2002	199,500	10/07/2005	
Ocwen Loan Servicing, LLC	Cook	SOUTH HOLLAND	60473	11/26/2002	112,800	11/07/2005	
Ocwen Loan Servicing, LLC	Cook	SOUTH HOLLAND	60473	02/18/2003	135,000	12/30/2005	
Ocwen Loan Servicing, LLC	Cook	SOUTH HOLLAND	60473	05/30/2003	128,250	01/29/2004	07/11/2005
Ocwen Loan Servicing, LLC	Cook	STEGER	60475	06/30/2003	319,992	07/11/2005	
Ocwen Loan Servicing, LLC	Cook	STEGER	60475	02/01/2002	78,400	10/06/2005	
Ocwen Loan Servicing, LLC	Cook	COUNTRY CLUB HILLS	60478	04/01/2003	147,250	11/03/2005	
Ocwen Loan Servicing, LLC	Cook	COUNTRY CLUB HILLS	60478	12/11/2003	128,250	02/08/2005	09/29/2005
Ocwen Loan Servicing, LLC	Cook	COUNTRY CLUB HILLS	60478	04/23/2002	256,750	02/12/2003	07/01/2005
Ocwen Loan Servicing, LLC	Cook	COUNTRY CLUB HILLS	60478	05/05/2003	132,200	10/04/2004	09/14/2005
Ocwen Loan Servicing, LLC	Cook	COUNTRY CLUB HILLS	60478	05/24/2004	99,900	03/03/2005	12/13/2005
Ocwen Loan Servicing, LLC	Cook	COUNTRY CLUB HILLS	60478	02/06/2004	93,600	01/04/2005	08/29/2005
Ocwen Loan Servicing, LLC	Cook	COUNTRY CLUB HILLS	60478	05/03/1999	65,450	12/27/2004	09/02/2005
Ocwen Loan Servicing, LLC	Cook	SUMMIT	60501	03/24/2004	195,000	07/14/2005	
Ocwen Loan Servicing, LLC	DuPage	AURORA	60504	07/03/2002	204,000	08/03/2005	
Ocwen Loan Servicing, LLC	Kane	AURORA	60505	10/12/1999	49,125	10/07/2005	
Ocwen Loan Servicing, LLC	Kane	AURORA	60505	03/31/2005	156,000	10/20/2005	

Statewide Foreclosures for the Second Half of 2005

Institution Name	County	City	Zip	Loan Date	Loan Amount	Filing Date	Close Date
Ocwen Loan Servicing, LLC	Kane	AURORA	60505	08/01/2005	112,500	12/29/2005	
Ocwen Loan Servicing, LLC	Kane	AURORA	60505	07/10/2002	83,980	11/03/2004	07/07/2005
Ocwen Loan Servicing, LLC	Kane	AURORA	60505	03/28/2003	106,200	10/27/2004	10/20/2005
Ocwen Loan Servicing, LLC	Kane	AURORA	60506	11/10/2004	84,500	10/26/2005	
Ocwen Loan Servicing, LLC	Kane	BATAVIA	60510	10/08/2004	280,000	08/16/2005	
Ocwen Loan Servicing, LLC	Kane	BATAVIA	60510	01/25/2002	424,000	12/09/2005	
Ocwen Loan Servicing, LLC	DuPage	DOWNERS GROVE	60515	06/24/2002	209,600	04/19/2004	09/08/2005
Ocwen Loan Servicing, LLC	DuPage	WOODRIDGE	60517	06/28/1999	55,600	11/09/2005	
Ocwen Loan Servicing, LLC	La Salle	EARLVILLE	60518	08/11/2004	117,600	09/09/2005	
Ocwen Loan Servicing, LLC	DuPage	LISLE	60532	07/02/2003	128,000	09/08/2005	
Ocwen Loan Servicing, LLC	Kendall	MONTGOMERY	60538	05/23/2002	124,000	12/09/2005	
Ocwen Loan Servicing, LLC	Kendall	OSWEGO	60543	03/04/2005	169,600	09/08/2005	
Ocwen Loan Servicing, LLC	Kendall	OSWEGO	60543	08/12/2004	170,000	11/18/2005	
Ocwen Loan Servicing, LLC	Will	PLAINFIELD	60544	07/02/2004	162,080	08/31/2005	
Ocwen Loan Servicing, LLC	Will	PLAINFIELD	60544	07/30/2003	105,200	09/13/2005	
Ocwen Loan Servicing, LLC	Will	PLAINFIELD	60544	12/03/2004	202,500	10/26/2005	
Ocwen Loan Servicing, LLC	Cook	NORTH RIVERSIDE	60546	05/20/2004	185,278	09/09/2005	
Ocwen Loan Servicing, LLC	DeKalb	SANDWICH	60548	12/10/1999	142,500	09/27/2005	
Ocwen Loan Servicing, LLC	DeKalb	SANDWICH	60548	02/04/2004	186,000	10/06/2005	
Ocwen Loan Servicing, LLC	Will	NAPERVILLE	60564	08/19/2003	122,000	08/24/2005	
Ocwen Loan Servicing, LLC	Cook	CHICAGO	60601	02/26/1998	70,000	08/10/2005	
Ocwen Loan Servicing, LLC	Cook	KANKAKEE	60601	10/08/2004	184,000	12/29/2005	
Ocwen Loan Servicing, LLC	Cook	CHICAGO	60607	06/25/2003	350,000	08/03/2005	
Ocwen Loan Servicing, LLC	Cook	CHICAGO	60607	08/26/2003	189,905	08/16/2005	
Ocwen Loan Servicing, LLC	Cook	CHICAGO	60607	12/23/2002	460,800	09/09/2005	
Ocwen Loan Servicing, LLC	Cook	CHICAGO	60608	08/31/2004	220,000	07/07/2005	
Ocwen Loan Servicing, LLC	Cook	CHICAGO	60609	07/14/1998	41,100	10/07/2005	
Ocwen Loan Servicing, LLC	Cook	CHICAGO	60609	11/30/2004	140,000	10/18/2005	12/07/2005
Ocwen Loan Servicing, LLC	Cook	CHICAGO	60609	09/30/2004	152,000	11/29/2005	
Ocwen Loan Servicing, LLC	Cook	CHICAGO	60609	02/05/2003	80,000	08/02/2004	07/12/2005
Ocwen Loan Servicing, LLC	Cook	CHICAGO	60610	09/29/1999	25,000	09/09/2005	
Ocwen Loan Servicing, LLC	Cook	CHICAGO	60611	10/19/2004	600,000	09/29/2005	10/26/2005
Ocwen Loan Servicing, LLC	Cook	CHICAGO	60611	01/17/2002	500,000	10/31/2005	
Ocwen Loan Servicing, LLC	Cook	CHICAGO	60612	10/29/2004	528,000	08/01/2005	
Ocwen Loan Servicing, LLC	Cook	CHICAGO	60612	01/30/1998	65,000	08/03/2005	
Ocwen Loan Servicing, LLC	Cook	CHICAGO	60612	12/17/2004	414,000	08/15/2005	10/17/2005
Ocwen Loan Servicing, LLC	Cook	CHICAGO	60612	12/22/1999	130,500	09/15/2005	
Ocwen Loan Servicing, LLC	Cook	CHICAGO	60612	12/18/2001	120,000	09/16/2005	
Ocwen Loan Servicing, LLC	Cook	CHICAGO	60613	01/26/2005	193,600	09/13/2005	
Ocwen Loan Servicing, LLC	Cook	CHICAGO	60615	10/31/2003	344,250	09/13/2005	

Statewide Foreclosures for the Second Half of 2005

Institution Name	County	City	Zip	Loan Date	Loan Amount	Filing Date	Close Date
Ocwen Loan Servicing, LLC	Cook	CHICAGO	60615	10/06/2003	185,250	09/29/2005	
Ocwen Loan Servicing, LLC	Cook	CHICAGO	60615	09/29/1997	552,500	11/07/2005	
Ocwen Loan Servicing, LLC	Cook	CHICAGO	60615	09/30/2004	233,740	11/18/2005	
Ocwen Loan Servicing, LLC	Cook	CHICAGO	60616	05/29/2003	216,000	09/13/2005	
Ocwen Loan Servicing, LLC	Cook	CHICAGO	60617	08/29/2003	115,200	07/11/2005	
Ocwen Loan Servicing, LLC	Cook	CHICAGO	60617	12/19/2002	114,750	07/14/2005	
Ocwen Loan Servicing, LLC	Cook	CHICAGO	60617	10/27/1999	128,000	07/14/2005	
Ocwen Loan Servicing, LLC	Cook	CHICAGO	60617	07/08/1998	60,450	07/19/2005	
Ocwen Loan Servicing, LLC	Cook	CHICAGO	60617	08/30/2002	80,750	08/09/2005	
Ocwen Loan Servicing, LLC	Cook	CHICAGO	60617	12/03/2002	95,000	08/16/2005	
Ocwen Loan Servicing, LLC	Cook	CHICAGO	60617	09/29/2000	85,500	08/26/2005	
Ocwen Loan Servicing, LLC	Cook	CHICAGO	60617	08/08/2001	46,200	09/09/2005	
Ocwen Loan Servicing, LLC	Cook	CHICAGO	60617	04/16/2004	109,890	09/15/2005	
Ocwen Loan Servicing, LLC	Cook	CHICAGO	60617	10/19/1999	77,350	09/20/2005	
Ocwen Loan Servicing, LLC	Cook	CHICAGO	60617	12/19/2003	123,750	09/27/2005	
Ocwen Loan Servicing, LLC	Cook	CHICAGO	60617	04/02/2002	97,750	10/06/2005	
Ocwen Loan Servicing, LLC	Cook	CHICAGO	60617	11/15/2004	130,500	10/06/2005	
Ocwen Loan Servicing, LLC	Cook	CHICAGO	60617	12/28/2004	141,000	10/07/2005	
Ocwen Loan Servicing, LLC	Cook	CHICAGO	60617	04/01/2004	106,400	10/07/2005	
Ocwen Loan Servicing, LLC	Cook	CHICAGO	60617	01/09/2002	60,800	10/07/2005	
Ocwen Loan Servicing, LLC	Cook	CHICAGO	60617	01/26/2005	108,000	10/21/2005	
Ocwen Loan Servicing, LLC	Cook	CHICAGO	60617	12/31/2004	140,000	10/24/2005	
Ocwen Loan Servicing, LLC	Cook	CHICAGO	60617	06/30/1999	55,200	11/07/2005	
Ocwen Loan Servicing, LLC	Cook	CHICAGO	60617	02/18/2004	255,000	12/22/2005	
Ocwen Loan Servicing, LLC	Cook	CHICAGO	60617	03/22/2005	127,500	12/28/2005	
Ocwen Loan Servicing, LLC	Cook	CHICAGO	60617	08/13/2004	265,000	02/08/2005	10/05/2005
Ocwen Loan Servicing, LLC	Cook	CHICAGO	60617	03/10/1998	54,600	12/31/2000	10/31/2005
Ocwen Loan Servicing, LLC	Cook	CHICAGO	60617	07/17/2001	109,650	11/18/2004	09/02/2005
Ocwen Loan Servicing, LLC	Cook	CHICAGO	60617	08/21/2001	141,100	08/22/2002	12/19/2005
Ocwen Loan Servicing, LLC	Cook	CHICAGO	60618	12/19/2001	160,000	07/18/2005	
Ocwen Loan Servicing, LLC	Cook	CHICAGO	60618	06/25/2002	150,000	09/21/2005	
Ocwen Loan Servicing, LLC	Cook	CHICAGO	60619	07/31/2004	100,000	07/25/2005	
Ocwen Loan Servicing, LLC	Cook	CHICAGO	60619	11/29/2004	198,000	08/01/2005	
Ocwen Loan Servicing, LLC	Cook	CHICAGO	60619	04/18/2000	69,300	08/12/2005	
Ocwen Loan Servicing, LLC	Cook	CHICAGO	60619	08/31/2001	161,925	08/23/2005	
Ocwen Loan Servicing, LLC	Cook	CHICAGO	60619	01/15/2002	51,200	09/02/2005	
Ocwen Loan Servicing, LLC	Cook	CHICAGO	60619	10/31/2002	107,450	09/09/2005	
Ocwen Loan Servicing, LLC	Cook	CHICAGO	60619	12/04/1998	81,000	09/15/2005	
Ocwen Loan Servicing, LLC	Cook	CHICAGO	60619	10/16/2000	80,000	09/26/2005	
Ocwen Loan Servicing, LLC	Cook	CHICAGO	60619	07/19/2002	290,700	10/06/2005	

Statewide Foreclosures for the Second Half of 2005

Institution Name	County	City	Zip	Loan Date	Loan Amount	Filing Date	Close Date
Ocwen Loan Servicing, LLC	Cook	CHICAGO	60619	05/13/2003	60,400	10/06/2005	
Ocwen Loan Servicing, LLC	Cook	CHICAGO	60619	12/17/2004	133,000	10/06/2005	
Ocwen Loan Servicing, LLC	Cook	CHICAGO	60619	07/30/1998	48,750	10/06/2005	
Ocwen Loan Servicing, LLC	Cook	CHICAGO	60619	10/04/2004	168,000	10/07/2005	
Ocwen Loan Servicing, LLC	Cook	CHICAGO	60619	12/03/2004	142,500	10/07/2005	
Ocwen Loan Servicing, LLC	Cook	CHICAGO	60619	12/15/2004	140,400	10/07/2005	
Ocwen Loan Servicing, LLC	Cook	CHICAGO	60619	10/31/2000	66,000	10/21/2005	
Ocwen Loan Servicing, LLC	Cook	CHICAGO	60619	06/12/2001	69,000	11/01/2005	
Ocwen Loan Servicing, LLC	Cook	CHICAGO	60619	03/11/2005	116,250	11/03/2005	
Ocwen Loan Servicing, LLC	Cook	CHICAGO	60619	01/10/2003	65,000	11/07/2005	
Ocwen Loan Servicing, LLC	Cook	CHICAGO	60619	09/03/2003	72,000	11/29/2005	
Ocwen Loan Servicing, LLC	Cook	CHICAGO	60619	06/17/1999	72,750	12/14/2005	
Ocwen Loan Servicing, LLC	Cook	CHICAGO	60619	11/10/2004	44,100	12/15/2005	
Ocwen Loan Servicing, LLC	Cook	CHICAGO	60619	02/18/2003	104,550	12/01/2004	10/17/2005
Ocwen Loan Servicing, LLC	Cook	CHICAGO	60619	05/16/2003	234,000	03/03/2005	12/21/2005
Ocwen Loan Servicing, LLC	Cook	CHICAGO	60619	11/12/2003	92,650	06/25/2004	09/13/2005
Ocwen Loan Servicing, LLC	Cook	CHICAGO	60619	04/08/2002	140,000	09/19/2003	07/13/2005
Ocwen Loan Servicing, LLC	Cook	CHICAGO	60620	03/26/2003	116,850	07/14/2005	
Ocwen Loan Servicing, LLC	Cook	CHICAGO	60620	04/28/2000	89,250	07/14/2005	
Ocwen Loan Servicing, LLC	Cook	CHICAGO	60620	03/11/2003	148,000	08/03/2005	
Ocwen Loan Servicing, LLC	Cook	CHICAGO	60620	03/07/2003	99,450	08/29/2005	
Ocwen Loan Servicing, LLC	Cook	CHICAGO	60620	03/10/2004	184,500	08/29/2005	
Ocwen Loan Servicing, LLC	Cook	CHICAGO	60620	11/27/2002	116,250	08/31/2005	
Ocwen Loan Servicing, LLC	Cook	CHICAGO	60620	01/28/2004	155,250	09/08/2005	
Ocwen Loan Servicing, LLC	Cook	CHICAGO	60620	12/23/1999	84,500	09/08/2005	
Ocwen Loan Servicing, LLC	Cook	CHICAGO	60620	02/21/2002	101,700	09/13/2005	
Ocwen Loan Servicing, LLC	Cook	CHICAGO	60620	03/15/2000	282,500	09/14/2005	
Ocwen Loan Servicing, LLC	Cook	CHICAGO	60620	03/18/2004	71,500	10/18/2005	
Ocwen Loan Servicing, LLC	Cook	CHICAGO	60620	02/02/1996	45,600	10/28/2005	
Ocwen Loan Servicing, LLC	Cook	CHICAGO	60620	01/13/2005	105,000	12/16/2005	
Ocwen Loan Servicing, LLC	Cook	CHICAGO	60620	04/04/2002	85,600	12/30/2005	
Ocwen Loan Servicing, LLC	Cook	CHICAGO	60620	07/10/1998	85,500	12/31/2000	09/23/2005
Ocwen Loan Servicing, LLC	Cook	CHICAGO	60620	02/21/2002	102,400	12/11/2003	11/29/2005
Ocwen Loan Servicing, LLC	Cook	CHICAGO	60620	04/07/2004	175,750	03/03/2005	11/16/2005
Ocwen Loan Servicing, LLC	Cook	CHICAGO	60620	09/03/2003	109,800	10/27/2004	08/18/2005
Ocwen Loan Servicing, LLC	Cook	CHICAGO	60620	12/08/1999	57,850	03/19/2003	07/25/2005
Ocwen Loan Servicing, LLC	Cook	CHICAGO	60621	04/22/2003	61,200	08/03/2005	
Ocwen Loan Servicing, LLC	Cook	CHICAGO	60621	09/24/1999	49,000	08/16/2005	
Ocwen Loan Servicing, LLC	Cook	CHICAGO	60621	10/25/2004	148,000	08/16/2005	
Ocwen Loan Servicing, LLC	Cook	CHICAGO	60621	12/20/1999	48,750	09/02/2005	

Statewide Foreclosures for the Second Half of 2005

Institution Name	County	City	Zip	Loan Date	Loan Amount	Filing Date	Close Date
Ocwen Loan Servicing, LLC	Cook	CHICAGO	60621	09/24/2004	160,000	09/20/2005	
Ocwen Loan Servicing, LLC	Cook	CHICAGO	60621	12/17/2004	130,500	09/26/2005	
Ocwen Loan Servicing, LLC	Cook	CHICAGO	60621	12/17/2004	170,100	10/26/2005	
Ocwen Loan Servicing, LLC	Cook	CHICAGO	60621	04/11/2002	72,000	01/20/2005	12/13/2005
Ocwen Loan Servicing, LLC	Cook	CHICAGO	60621	03/20/2003	100,800	09/09/2003	12/05/2005
Ocwen Loan Servicing, LLC	Cook	CHICAGO	60621	02/15/2000	42,000	10/21/2004	12/19/2005
Ocwen Loan Servicing, LLC	Cook	CHICAGO	60622	01/23/2003	400,000	04/25/2005	09/29/2005
Ocwen Loan Servicing, LLC	Cook	CHICAGO	60623	12/05/1997	62,000	07/14/2005	
Ocwen Loan Servicing, LLC	Cook	CHICAGO	60623	05/15/2001	52,500	08/03/2005	
Ocwen Loan Servicing, LLC	Cook	CHICAGO	60623	03/26/1998	89,900	12/27/2005	
Ocwen Loan Servicing, LLC	Cook	CHICAGO	60623	03/25/2002	100,000	02/23/2005	09/27/2005
Ocwen Loan Servicing, LLC	Cook	CHICAGO	60624	09/13/2004	220,000	07/07/2005	
Ocwen Loan Servicing, LLC	Cook	CHICAGO	60624	04/26/2001	72,250	07/26/2005	
Ocwen Loan Servicing, LLC	Cook	CHICAGO	60624	08/05/2002	260,000	08/18/2005	
Ocwen Loan Servicing, LLC	Cook	CHICAGO	60624	11/30/2001	30,700	08/30/2005	
Ocwen Loan Servicing, LLC	Cook	CHICAGO	60624	05/08/2002	128,000	09/23/2005	
Ocwen Loan Servicing, LLC	Cook	CHICAGO	60624	03/25/2002	107,100	10/07/2005	
Ocwen Loan Servicing, LLC	Cook	CHICAGO	60624	12/03/2002	91,840	01/05/2005	09/07/2005
Ocwen Loan Servicing, LLC	Cook	CHICAGO	60624	03/13/2003	195,500	04/21/2004	08/19/2005
Ocwen Loan Servicing, LLC	Cook	CHICAGO	60626	12/26/2002	137,818	07/08/2005	
Ocwen Loan Servicing, LLC	Cook	CHICAGO	60626	03/20/2003	323,000	09/26/2005	
Ocwen Loan Servicing, LLC	Cook	CHICAGO	60626	10/19/2004	301,500	10/04/2005	10/26/2005
Ocwen Loan Servicing, LLC	Cook	CHICAGO	60626	01/04/2002	75,200	06/07/2002	10/24/2005
Ocwen Loan Servicing, LLC	Cook	CHICAGO	60626	07/25/2003	108,000	07/23/2004	08/17/2005
Ocwen Loan Servicing, LLC	Cook	RIVERDALE	60627	11/21/1994	36,000	11/23/2004	09/19/2005
Ocwen Loan Servicing, LLC	Cook	CHICAGO	60628	05/04/2004	99,000	07/07/2005	
Ocwen Loan Servicing, LLC	Cook	CHICAGO	60628	11/24/2004	135,000	08/01/2005	
Ocwen Loan Servicing, LLC	Cook	CHICAGO	60628	12/16/2002	72,900	08/02/2005	
Ocwen Loan Servicing, LLC	Cook	CHICAGO	60628	09/08/2000	45,500	08/03/2005	
Ocwen Loan Servicing, LLC	Cook	CHICAGO	60628	04/29/2002	97,750	09/15/2005	
Ocwen Loan Servicing, LLC	Cook	CHICAGO	60628	03/06/2003	56,250	10/07/2005	
Ocwen Loan Servicing, LLC	Cook	CHICAGO	60628	11/20/2003	92,700	10/07/2005	
Ocwen Loan Servicing, LLC	Cook	CHICAGO	60628	03/17/2005	128,000	11/02/2005	
Ocwen Loan Servicing, LLC	Cook	CHICAGO	60628	03/14/2005	114,400	11/23/2005	
Ocwen Loan Servicing, LLC	Cook	CHICAGO	60628	11/10/2000	81,000	11/30/2005	
Ocwen Loan Servicing, LLC	Cook	CHICAGO	60628	02/02/2004	99,483	12/16/2005	
Ocwen Loan Servicing, LLC	Cook	CHICAGO	60628	12/18/2002	94,500	12/30/2005	
Ocwen Loan Servicing, LLC	Cook	CHICAGO	60628	02/27/2004	204,250	02/08/2005	11/11/2005
Ocwen Loan Servicing, LLC	Cook	CHICAGO	60628	09/23/1999	76,500	08/19/2004	12/27/2005
Ocwen Loan Servicing, LLC	Cook	CHICAGO	60628	06/25/2002	94,500	10/04/2004	08/26/2005

Statewide Foreclosures for the Second Half of 2005

Institution Name	County	City	Zip	Loan Date	Loan Amount	Filing Date	Close Date
Ocwen Loan Servicing, LLC	Cook	CHICAGO	60628	08/20/2002	62,400	02/07/2005	09/06/2005
Ocwen Loan Servicing, LLC	Cook	CHICAGO	60628	05/22/2003	76,140	10/26/2004	09/26/2005
Ocwen Loan Servicing, LLC	Cook	CHICAGO	60628	06/24/2002	100,852	01/05/2005	09/06/2005
Ocwen Loan Servicing, LLC	Cook	CHICAGO	60628	12/31/1999	54,000	11/15/2001	08/29/2005
Ocwen Loan Servicing, LLC	Cook	CHICAGO	60628	05/18/2001	59,800	07/08/2003	07/01/2005
Ocwen Loan Servicing, LLC	Cook	CHICAGO	60629	07/29/2004	202,500	07/08/2005	
Ocwen Loan Servicing, LLC	Cook	CHICAGO	60629	07/31/2002	112,000	08/04/2005	
Ocwen Loan Servicing, LLC	Cook	CHICAGO	60629	08/03/1999	150,253	08/12/2005	10/28/2005
Ocwen Loan Servicing, LLC	Cook	CHICAGO	60629	01/14/2005	299,250	09/09/2005	
Ocwen Loan Servicing, LLC	Cook	CHICAGO	60629	12/03/2004	185,520	09/14/2005	
Ocwen Loan Servicing, LLC	Cook	CHICAGO	60629	08/26/2002	81,750	10/24/2005	
Ocwen Loan Servicing, LLC	Cook	CHICAGO	60629	08/29/2002	114,750	11/07/2005	
Ocwen Loan Servicing, LLC	Cook	CHICAGO	60629	03/28/2002	112,540	05/19/2003	10/11/2005
Ocwen Loan Servicing, LLC	Cook	CHICAGO	60629	11/14/2002	102,000	02/08/2005	10/27/2005
Ocwen Loan Servicing, LLC	Cook	CHICAGO	60630	02/27/2003	307,500	08/29/2005	
Ocwen Loan Servicing, LLC	Cook	CHICAGO	60630	12/20/2004	264,000	09/26/2005	
Ocwen Loan Servicing, LLC	Cook	CHICAGO	60631	01/29/1999	142,800	08/16/2005	
Ocwen Loan Servicing, LLC	Cook	CHICAGO	60631	03/15/2004	263,200	10/07/2005	
Ocwen Loan Servicing, LLC	Cook	CHICAGO	60632	02/19/1999	130,500	08/03/2005	
Ocwen Loan Servicing, LLC	Cook	CHICAGO	60632	05/28/1999	40,000	12/28/2005	
Ocwen Loan Servicing, LLC	Cook	CHICAGO	60633	06/22/1999	81,600	08/17/2005	
Ocwen Loan Servicing, LLC	Cook	CHICAGO	60634	12/17/2002	150,000	10/06/2005	
Ocwen Loan Servicing, LLC	Cook	CHICAGO	60636	06/14/2004	99,000	07/07/2005	
Ocwen Loan Servicing, LLC	Cook	CHICAGO	60636	01/16/2004	76,000	08/16/2005	
Ocwen Loan Servicing, LLC	Cook	CHICAGO	60636	09/03/2004	76,000	08/16/2005	
Ocwen Loan Servicing, LLC	Cook	CHICAGO	60636	04/09/2002	58,100	09/23/2005	
Ocwen Loan Servicing, LLC	Cook	CHICAGO	60636	10/05/2004	89,250	11/03/2005	
Ocwen Loan Servicing, LLC	Cook	CHICAGO	60636	03/26/1998	88,000	11/30/2005	
Ocwen Loan Servicing, LLC	Cook	CHICAGO	60636	05/11/1998	55,250	12/19/2005	
Ocwen Loan Servicing, LLC	Cook	CHICAGO	60636	12/22/2004	102,600	12/30/2005	
Ocwen Loan Servicing, LLC	Cook	CHICAGO	60636	06/21/1999	68,800	12/30/2005	
Ocwen Loan Servicing, LLC	Cook	CHICAGO	60636	09/26/2001	48,750	03/13/2003	08/11/2005
Ocwen Loan Servicing, LLC	Cook	CHICAGO	60636	06/09/1998	47,250	07/19/2004	08/11/2005
Ocwen Loan Servicing, LLC	Cook	CHICAGO	60636	05/06/2003	61,500	09/30/2004	08/05/2005
Ocwen Loan Servicing, LLC	Cook	CHICAGO	60636	06/27/2003	169,200	10/26/2004	11/30/2005
Ocwen Loan Servicing, LLC	Cook	CHICAGO	60636	01/08/1999	70,125	10/19/2004	10/17/2005
Ocwen Loan Servicing, LLC	Cook	CHICAGO	60637	09/10/2003	295,000	08/01/2005	
Ocwen Loan Servicing, LLC	Cook	CHICAGO	60637	12/28/2004	240,000	09/09/2005	
Ocwen Loan Servicing, LLC	Cook	CHICAGO	60637	03/28/2002	123,250	09/09/2005	
Ocwen Loan Servicing, LLC	Cook	CHICAGO	60637	03/14/2005	80,750	09/09/2005	

Statewide Foreclosures for the Second Half of 2005

Institution Name	County	City	Zip	Loan Date	Loan Amount	Filing Date	Close Date
Ocwen Loan Servicing, LLC	Cook	CHICAGO	60637	12/29/2004	108,000	10/24/2005	
Ocwen Loan Servicing, LLC	Cook	CHICAGO	60637	08/13/2004	93,500	11/23/2005	
Ocwen Loan Servicing, LLC	Cook	CHICAGO	60637	03/24/2003	164,000	12/29/2004	10/31/2005
Ocwen Loan Servicing, LLC	Cook	CHICAGO	60637	11/25/2003	189,000	08/27/2004	10/13/2005
Ocwen Loan Servicing, LLC	Cook	CHICAGO	60638	08/26/1998	112,500	08/19/2005	
Ocwen Loan Servicing, LLC	Cook	CHICAGO	60638	12/21/2004	224,000	10/26/2005	
Ocwen Loan Servicing, LLC	Cook	CHICAGO	60639	03/22/2001	136,000	07/14/2005	
Ocwen Loan Servicing, LLC	Cook	CHICAGO	60639	04/30/2003	254,600	08/03/2005	
Ocwen Loan Servicing, LLC	Cook	CHICAGO	60639	07/15/2004	232,000	08/03/2005	
Ocwen Loan Servicing, LLC	Cook	CHICAGO	60639	06/14/2003	225,000	08/15/2005	
Ocwen Loan Servicing, LLC	Cook	CHICAGO	60639	12/18/2001	156,400	10/07/2005	
Ocwen Loan Servicing, LLC	Cook	CHICAGO	60639	10/19/2001	119,000	10/07/2005	
Ocwen Loan Servicing, LLC	Cook	CHICAGO	60639	07/12/2004	204,250	11/07/2005	
Ocwen Loan Servicing, LLC	Cook	CHICAGO	60640	12/02/2004	270,400	08/15/2005	
Ocwen Loan Servicing, LLC	Cook	CHICAGO	60640	02/16/2005	152,000	11/04/2005	
Ocwen Loan Servicing, LLC	Cook	CHICAGO	60641	02/28/2003	171,400	08/29/2005	
Ocwen Loan Servicing, LLC	Cook	CHICAGO	60641	03/01/2005	256,000	11/09/2005	
Ocwen Loan Servicing, LLC	Cook	CHICAGO	60641	02/23/2002	99,600	10/15/2003	09/29/2005
Ocwen Loan Servicing, LLC	Cook	CALUMET PARK	60643	11/08/1999	79,125	09/07/2005	
Ocwen Loan Servicing, LLC	Cook	CHICAGO	60643	06/05/2002	108,000	08/02/2005	
Ocwen Loan Servicing, LLC	Cook	CHICAGO	60643	11/20/2002	126,000	08/10/2005	
Ocwen Loan Servicing, LLC	Cook	CHICAGO	60643	08/25/2003	50,000	10/07/2005	
Ocwen Loan Servicing, LLC	Cook	CHICAGO	60643	03/30/1996	53,250	10/26/2005	
Ocwen Loan Servicing, LLC	Cook	CHICAGO	60643	12/17/2004	360,000	10/31/2005	
Ocwen Loan Servicing, LLC	Cook	CHICAGO	60643	04/21/2000	73,100	12/06/2005	
Ocwen Loan Servicing, LLC	Cook	CHICAGO	60643	10/21/1997	40,000	04/13/2001	08/25/2005
Ocwen Loan Servicing, LLC	Cook	CHICAGO	60643	12/20/2002	126,400	01/05/2005	11/08/2005
Ocwen Loan Servicing, LLC	Cook	CHICAGO	60644	08/17/2004	208,000	07/11/2005	
Ocwen Loan Servicing, LLC	Cook	CHICAGO	60644	03/31/1998	72,250	07/14/2005	
Ocwen Loan Servicing, LLC	Cook	CHICAGO	60644	11/01/2004	210,000	08/01/2005	
Ocwen Loan Servicing, LLC	Cook	CHICAGO	60644	03/21/2003	169,200	08/02/2005	
Ocwen Loan Servicing, LLC	Cook	CHICAGO	60644	05/27/2005	252,000	10/25/2005	
Ocwen Loan Servicing, LLC	Cook	CHICAGO	60644	08/31/2004	308,750	12/29/2005	
Ocwen Loan Servicing, LLC	Cook	CHICAGO	60644	08/13/2001	73,200	02/08/2005	12/06/2005
Ocwen Loan Servicing, LLC	Cook	CHICAGO	60644	12/09/2002	155,000	01/31/2004	09/07/2005
Ocwen Loan Servicing, LLC	Cook	CHICAGO	60645	10/23/2003	331,000	07/11/2005	
Ocwen Loan Servicing, LLC	Cook	CHICAGO	60645	03/16/2004	224,000	07/23/2004	07/25/2005
Ocwen Loan Servicing, LLC	Cook	CHICAGO	60646	10/30/1996	150,000	08/01/2005	
Ocwen Loan Servicing, LLC	Cook	CHICAGO	60646	08/16/2004	380,000	08/16/2005	
Ocwen Loan Servicing, LLC	Cook	CHICAGO	60647	07/18/2003	185,000	08/16/2005	

Statewide Foreclosures for the Second Half of 2005

Institution Name	County	City	Zip	Loan Date	Loan Amount	Filing Date	Close Date
Ocwen Loan Servicing, LLC	Cook	CHICAGO	60647	06/12/2002	277,600	12/06/2005	
Ocwen Loan Servicing, LLC	Cook	CHICAGO	60649	12/22/1998	65,250	07/20/2005	
Ocwen Loan Servicing, LLC	Cook	CHICAGO	60649	10/21/2004	205,000	08/01/2005	
Ocwen Loan Servicing, LLC	Cook	CHICAGO	60649	06/07/2002	80,000	09/02/2005	
Ocwen Loan Servicing, LLC	Cook	CHICAGO	60649	06/15/2002	109,250	10/07/2005	
Ocwen Loan Servicing, LLC	Cook	CHICAGO	60649	03/16/2001	87,000	11/07/2005	
Ocwen Loan Servicing, LLC	Cook	CHICAGO	60649	10/15/2002	85,250	12/06/2005	
Ocwen Loan Servicing, LLC	Cook	CHICAGO	60649	09/20/2004	142,000	04/12/2005	10/03/2005
Ocwen Loan Servicing, LLC	Cook	CHICAGO	60649	11/26/2003	146,200	02/04/2005	09/27/2005
Ocwen Loan Servicing, LLC	Cook	CHICAGO	60649	09/04/2001	76,500	08/10/2005	
Ocwen Loan Servicing, LLC	Cook	CHICAGO	60651	05/30/2003	172,000	08/03/2005	
Ocwen Loan Servicing, LLC	Cook	CHICAGO	60651	09/14/2004	108,500	08/16/2005	
Ocwen Loan Servicing, LLC	Cook	CHICAGO	60651	04/30/2004	218,500	10/05/2005	11/09/2005
Ocwen Loan Servicing, LLC	Cook	CHICAGO	60651	07/19/1999	76,300	10/07/2005	
Ocwen Loan Servicing, LLC	Cook	CHICAGO	60651	06/26/2003	240,000	11/09/2005	
Ocwen Loan Servicing, LLC	Cook	CHICAGO	60651	01/28/2000	58,500	11/21/2005	
Ocwen Loan Servicing, LLC	Cook	CHICAGO	60651	09/22/2004	153,750	11/29/2005	
Ocwen Loan Servicing, LLC	Cook	CHICAGO	60651	10/31/2001	152,000	12/30/2005	
Ocwen Loan Servicing, LLC	Cook	CHICAGO	60651	01/29/2002	101,000	02/18/2005	09/29/2005
Ocwen Loan Servicing, LLC	Cook	CHICAGO	60651	02/10/2003	85,000	10/27/2004	09/13/2005
Ocwen Loan Servicing, LLC	Cook	CHICAGO	60652	09/24/2002	130,500	08/11/2005	
Ocwen Loan Servicing, LLC	Cook	CHICAGO	60652	03/04/2004	178,500	08/16/2005	
Ocwen Loan Servicing, LLC	Cook	CHICAGO	60652	03/13/2002	116,000	09/08/2005	
Ocwen Loan Servicing, LLC	Cook	CHICAGO	60652	10/13/2001	124,200	10/06/2005	
Ocwen Loan Servicing, LLC	Cook	CHICAGO	60652	03/13/2003	220,000	10/07/2005	
Ocwen Loan Servicing, LLC	Cook	CHICAGO	60652	07/23/2003	117,600	06/25/2004	10/31/2005
Ocwen Loan Servicing, LLC	Cook	CHICAGO	60653	06/02/2003	280,000	08/03/2005	
Ocwen Loan Servicing, LLC	Cook	CHICAGO	60653	10/20/2004	204,000	08/10/2005	
Ocwen Loan Servicing, LLC	Cook	CHICAGO	60653	09/18/2002	323,000	08/22/2005	
Ocwen Loan Servicing, LLC	Cook	CHICAGO	60653	08/16/2002	346,500	06/22/2005	12/13/2005
Ocwen Loan Servicing, LLC	Cook	CHICAGO	60655	07/23/2004	192,000	07/08/2005	
Ocwen Loan Servicing, LLC	Cook	CHICAGO	60655	12/13/2002	168,000	08/29/2005	
Ocwen Loan Servicing, LLC	Cook	CHICAGO	60655	07/06/2004	92,000	10/06/2005	
Ocwen Loan Servicing, LLC	Cook	CHICAGO	60656	04/19/2002	151,200	12/06/2005	
Ocwen Loan Servicing, LLC	Cook	CHICAGO	60657	11/25/1997	203,000	10/24/2005	
Ocwen Loan Servicing, LLC	Cook	CHICAGO	60657	10/15/2001	80,000	12/01/2003	08/17/2005
Ocwen Loan Servicing, LLC	Cook	CHICAGO	60657	04/22/2004	82,500	02/08/2005	12/20/2005
Ocwen Loan Servicing, LLC	Cook	CHICAGO	60660	07/12/2004	279,000	07/11/2005	
Ocwen Loan Servicing, LLC	Cook	ALSIP	60803	12/16/2003	238,000	09/22/2005	
Ocwen Loan Servicing, LLC	Cook	ALSIP	60803	08/26/2004	131,200	09/28/2005	

Statewide Foreclosures for the Second Half of 2005

Institution Name	County	City	Zip	Loan Date	Loan Amount	Filing Date	Close Date
Ocwen Loan Servicing, LLC	Cook	CICERO	60804	12/03/2004	80,000	08/09/2005	
Ocwen Loan Servicing, LLC	Cook	CICERO	60804	03/18/2005	189,900	12/28/2005	
Ocwen Loan Servicing, LLC	Cook	CICERO	60804	04/05/2002	119,850	12/30/2005	
Ocwen Loan Servicing, LLC	Cook	CALUMET PARK	60827	12/09/2004	94,400	10/07/2005	
Ocwen Loan Servicing, LLC	Cook	RIVERDALE	60827	06/21/2002	35,000	09/09/2005	
Ocwen Loan Servicing, LLC	Cook	RIVERDALE	60827	05/30/2002	41,565	01/06/2005	10/25/2005
Ocwen Loan Servicing, LLC	Kankakee	KANKAKEE	60901	09/21/2000	36,400	07/08/2005	
Ocwen Loan Servicing, LLC	Kankakee	KANKAKEE	60901	02/04/1999	92,000	07/14/2005	
Ocwen Loan Servicing, LLC	Kankakee	KANKAKEE	60901	10/26/2001	60,000	09/09/2005	
Ocwen Loan Servicing, LLC	Kankakee	KANKAKEE	60901	06/13/2000	77,600	10/05/2005	
Ocwen Loan Servicing, LLC	Kankakee	KANKAKEE	60901	03/31/2005	51,850	11/14/2005	
Ocwen Loan Servicing, LLC	Kankakee	KANKAKEE	60901	03/22/2005	59,500	12/29/2005	
Ocwen Loan Servicing, LLC	Kankakee	KANKAKEE	60901	05/19/1999	40,600	12/30/2005	
Ocwen Loan Servicing, LLC	Kankakee	KANKAKEE	60901	02/23/2002	44,850	07/26/2004	12/15/2005
Ocwen Loan Servicing, LLC	Kankakee	KANKAKEE	60901	10/13/2000	50,000	05/11/2005	12/08/2005
Ocwen Loan Servicing, LLC	Kankakee	KANKAKEE	60901	08/12/1998	37,700	12/31/2000	10/07/2005
Ocwen Loan Servicing, LLC	Kankakee	KANKAKEE	60901	09/17/1998	58,400	03/01/2004	12/06/2005
Ocwen Loan Servicing, LLC	Iroquois	ASHKUM	60911	08/23/2002	89,200	12/03/2004	08/08/2005
Ocwen Loan Servicing, LLC	Kankakee	BOURBONNAIS	60914	03/12/2003	143,025	07/18/2005	
Ocwen Loan Servicing, LLC	Kankakee	BOURBONNAIS	60914	08/31/2004	167,327	10/26/2005	
Ocwen Loan Servicing, LLC	Kankakee	BRADLEY	60915	01/22/2002	76,500	06/25/2004	10/14/2005
Ocwen Loan Servicing, LLC	Iroquois	DONOVAN	60931	11/18/2003	41,250	07/12/2005	
Ocwen Loan Servicing, LLC	Iroquois	DONOVAN	60931	12/17/1999	103,125	10/06/2005	
Ocwen Loan Servicing, LLC	Kankakee	MOMENCE	60954	08/31/2004	162,000	12/30/2005	
Ocwen Loan Servicing, LLC	Kankakee	MOMENCE	60954	12/17/1997	50,000	07/11/2003	10/05/2005
Ocwen Loan Servicing, LLC	Vermilion	ROSSVILLE	60963	05/05/2000	50,000	10/06/2005	
Ocwen Loan Servicing, LLC	Kankakee	SAINT ANNE	60964	07/13/2004	78,000	07/28/2005	11/02/2005
Ocwen Loan Servicing, LLC	Iroquois	WELLINGTON	60973	08/29/2001	35,200	08/16/2005	
Ocwen Loan Servicing, LLC	Boone	BELVIDERE	61008	08/05/2004	135,120	07/11/2005	
Ocwen Loan Servicing, LLC	Boone	BELVIDERE	61008	08/13/2004	91,800	08/31/2005	
Ocwen Loan Servicing, LLC	Winnebago	CHERRY VALLEY	61016	10/25/2000	63,750	04/26/2004	08/23/2005
Ocwen Loan Servicing, LLC	Lee	DIXON	61021	05/24/1999	52,500	09/21/2005	
Ocwen Loan Servicing, LLC	Lee	DIXON	61021	04/22/2003	26,150	05/26/2004	09/27/2005
Ocwen Loan Servicing, LLC	Jo Daviess	EAST DUBUQUE	61025	04/08/1999	37,500	07/12/2005	
Ocwen Loan Servicing, LLC	Stephenson	FREEMPORT	61032	12/07/2004	42,500	07/15/2005	
Ocwen Loan Servicing, LLC	Stephenson	FREEMPORT	61032	04/15/2005	50,400	11/01/2005	
Ocwen Loan Servicing, LLC	Stephenson	FREEMPORT	61032	06/14/1999	56,125	10/19/2004	07/29/2005
Ocwen Loan Servicing, LLC	Jo Daviess	GALENA	61036	08/25/2001	52,800	10/27/2004	12/19/2005
Ocwen Loan Servicing, LLC	Stephenson	LENA	61048	12/14/1999	50,000	07/21/2005	
Ocwen Loan Servicing, LLC	Boone	POPLAR GROVE	61065	02/27/2004	134,900	08/03/2005	

Statewide Foreclosures for the Second Half of 2005

Institution Name	County	City	Zip	Loan Date	Loan Amount	Filing Date	Close Date
Ocwen Loan Servicing, LLC	Whiteside	ROCK FALLS	61071	10/10/2003	56,800	08/16/2005	
Ocwen Loan Servicing, LLC	Whiteside	ROCK FALLS	61071	05/21/1997	41,600	12/27/2005	
Ocwen Loan Servicing, LLC	Whiteside	ROCK FALLS	61071	08/22/2002	70,300	10/26/2004	07/01/2005
Ocwen Loan Servicing, LLC	Whiteside	STERLING	61081	12/05/2003	78,500	10/07/2005	
Ocwen Loan Servicing, LLC	Winnebago	WINNEBAGO	61088	08/28/2002	94,000	10/06/2005	
Ocwen Loan Servicing, LLC	Winnebago	ROCKFORD	61101	10/08/1999	29,750	06/30/2004	09/26/2005
Ocwen Loan Servicing, LLC	Winnebago	ROCKFORD	611013258	10/15/2004	52,200	08/03/2005	
Ocwen Loan Servicing, LLC	Winnebago	ROCKFORD	61102	10/13/1999	34,300	08/16/2005	
Ocwen Loan Servicing, LLC	Winnebago	ROCKFORD	61102	05/14/2002	34,500	09/21/2005	
Ocwen Loan Servicing, LLC	Winnebago	ROCKFORD	61102	03/30/2000	41,000	10/13/2005	
Ocwen Loan Servicing, LLC	Winnebago	ROCKFORD	61102	01/11/2000	26,000	11/03/2005	
Ocwen Loan Servicing, LLC	Winnebago	ROCKFORD	61102	02/16/1999	37,725	10/19/2004	10/11/2005
Ocwen Loan Servicing, LLC	Winnebago	ROCKFORD	61103	08/30/2004	63,920	12/22/2005	
Ocwen Loan Servicing, LLC	Winnebago	ROCKFORD	61103	12/05/2003	77,400	10/08/2004	11/01/2005
Ocwen Loan Servicing, LLC	Winnebago	ROCKFORD	61104	12/21/1999	51,000	10/07/2005	
Ocwen Loan Servicing, LLC	Winnebago	ROCKFORD	61104	10/27/1999	61,000	11/09/2005	
Ocwen Loan Servicing, LLC	Winnebago	ROCKFORD	61104	02/02/2004	41,200	12/15/2005	
Ocwen Loan Servicing, LLC	Winnebago	ROCKFORD	61104	04/30/2002	29,600	01/06/2005	09/02/2005
Ocwen Loan Servicing, LLC	Winnebago	ROCKFORD	61107	01/28/2004	78,400	08/31/2005	
Ocwen Loan Servicing, LLC	Winnebago	ROCKFORD	61107	11/09/1999	41,600	04/30/2004	07/26/2005
Ocwen Loan Servicing, LLC	Winnebago	ROCKFORD	61108	04/25/2003	85,600	09/09/2005	
Ocwen Loan Servicing, LLC	Winnebago	ROCKFORD	61108	04/16/2002	90,950	05/19/2003	11/08/2005
Ocwen Loan Servicing, LLC	Winnebago	ROCKFORD	61109	08/06/2004	105,300	08/15/2005	
Ocwen Loan Servicing, LLC	Winnebago	ROCKFORD	61109	03/11/2003	35,200	10/25/2005	
Ocwen Loan Servicing, LLC	Winnebago	ROCKFORD	61109	01/29/1998	34,850	07/13/2004	07/15/2005
Ocwen Loan Servicing, LLC	Winnebago	LOVES PARK	61111	11/29/2002	121,500	05/11/2005	09/27/2005
Ocwen Loan Servicing, LLC	Winnebago	MACHESNEY PARK	61115	03/04/2003	76,500	08/16/2005	
Ocwen Loan Servicing, LLC	Winnebago	MACHESNEY PARK	61115	08/14/2003	50,850	05/10/2004	08/19/2005
Ocwen Loan Servicing, LLC	Winnebago	MACHESNEY PARK	61115	12/31/2001	54,000	01/13/2005	09/20/2005
Ocwen Loan Servicing, LLC	Winnebago	MACHESNEY PARK	61115	04/26/1999	78,600	11/26/2002	10/26/2005
Ocwen Loan Servicing, LLC	Winnebago	ROCKFORD	61115	07/27/1998	60,450	10/27/2004	11/22/2005
Ocwen Loan Servicing, LLC	Rock Island	ROCK ISLAND	61201	07/13/2004	70,000	09/09/2005	
Ocwen Loan Servicing, LLC	Rock Island	ROCK ISLAND	61201	07/18/2002	51,000	10/06/2005	
Ocwen Loan Servicing, LLC	Rock Island	ROCK ISLAND	61201	07/16/2003	40,500	09/30/2004	12/06/2005
Ocwen Loan Servicing, LLC	Whiteside	ALBANY	61230	12/27/2002	66,100	07/11/2005	
Ocwen Loan Servicing, LLC	Rock Island	EAST MOLINE	61244	05/25/2000	68,800	09/08/2005	
Ocwen Loan Servicing, LLC	Rock Island	MOLINE	61265	05/09/1997	37,200	09/09/2005	
Ocwen Loan Servicing, LLC	Rock Island	MOLINE	61265	07/19/2001	45,500	10/18/2005	
Ocwen Loan Servicing, LLC	Rock Island	MOLINE	61265	02/11/2005	68,065	11/07/2005	
Ocwen Loan Servicing, LLC	Rock Island	MOLINE	61265	02/02/2004	40,000	11/30/2005	

Statewide Foreclosures for the Second Half of 2005

Institution Name	County	City	Zip	Loan Date	Loan Amount	Filing Date	Close Date
Ocwen Loan Servicing, LLC	Rock Island	MOLINE	61265	06/09/2000	68,400	12/10/2004	12/06/2005
Ocwen Loan Servicing, LLC	Rock Island	MOLINE	61265	03/29/2002	61,200	12/17/2003	10/21/2005
Ocwen Loan Servicing, LLC	Rock Island	SILVIS	61282	12/22/2004	89,250	09/13/2005	
Ocwen Loan Servicing, LLC	Lee	AMBOY	61310	11/11/2003	89,250	11/07/2005	
Ocwen Loan Servicing, LLC	Bureau	BUDA	61314	04/18/2002	54,000	08/31/2005	
Ocwen Loan Servicing, LLC	La Salle	MENDOTA	61342	11/06/2002	90,250	12/05/2005	
Ocwen Loan Servicing, LLC	La Salle	OGLESBY	61348	07/29/1999	76,000	02/15/2002	08/30/2005
Ocwen Loan Servicing, LLC	La Salle	OTTAWA	61350	06/25/1998	53,550	05/17/2004	08/31/2005
Ocwen Loan Servicing, LLC	La Salle	OTTAWA	61350	12/02/1999	65,600	09/30/2004	07/28/2005
Ocwen Loan Servicing, LLC	La Salle	STREATOR	61364	02/28/2003	38,250	03/09/2005	12/20/2005
Ocwen Loan Servicing, LLC	Lee	SUBLETTE	61367	06/24/2002	65,700	10/07/2005	
Ocwen Loan Servicing, LLC	Knox	GALESBURG	61401	03/06/1998	63,750	08/25/2005	12/15/2005
Ocwen Loan Servicing, LLC	McDonough	BUSHNELL	61422	02/09/2004	41,300	08/16/2005	
Ocwen Loan Servicing, LLC	Knox	EAST GALESBURG	61430	02/22/2002	57,593	08/17/2005	
Ocwen Loan Servicing, LLC	Henry	GALVA	61434	06/18/2001	41,600	12/15/2005	
Ocwen Loan Servicing, LLC	Henry	KEWANEE	61443	03/06/2002	40,640	08/30/2005	
Ocwen Loan Servicing, LLC	Henry	KEWANEE	61443	10/17/2002	75,200	10/06/2005	
Ocwen Loan Servicing, LLC	Henry	KEWANEE	61443	02/21/2002	74,250	09/30/2004	07/05/2005
Ocwen Loan Servicing, LLC	Warren	KIRKWOOD	61447	05/06/2003	39,950	04/20/2005	10/12/2005
Ocwen Loan Servicing, LLC	Henderson	STRONGHURST	61480	08/07/2003	44,550	06/22/2004	09/08/2005
Ocwen Loan Servicing, LLC	Peoria	CHILLICOTHE	61523	02/13/2004	76,000	10/08/2004	11/11/2005
Ocwen Loan Servicing, LLC	Tazewell	GREEN VALLEY	61534	08/03/2001	65,700	09/16/2005	
Ocwen Loan Servicing, LLC	Mason	MANITO	61546	03/08/2001	47,600	10/06/2005	
Ocwen Loan Servicing, LLC	Tazewell	PEKIN	61554	10/10/2001	59,400	09/23/2005	
Ocwen Loan Servicing, LLC	Tazewell	PEKIN	61554	08/22/2002	61,200	03/09/2005	11/21/2005
Ocwen Loan Servicing, LLC	Marshall	WASHBURN	61570	12/23/2004	50,000	09/27/2005	
Ocwen Loan Servicing, LLC	Peoria	PEORIA	61603	04/19/2000	56,950	09/02/2005	
Ocwen Loan Servicing, LLC	Peoria	PEORIA	61603	09/06/2002	45,600	09/09/2005	
Ocwen Loan Servicing, LLC	Peoria	BELLEVUE	61604	12/29/1999	85,125	09/13/2004	10/07/2005
Ocwen Loan Servicing, LLC	Peoria	PEORIA	61604	09/22/2004	79,277	07/14/2005	
Ocwen Loan Servicing, LLC	Tazewell	CREVE COEUR	61610	09/23/2002	40,950	08/11/2005	
Ocwen Loan Servicing, LLC	Peoria	PEORIA	61615	10/25/2000	54,000	09/15/2005	
Ocwen Loan Servicing, LLC	McLean	BLOOMINGTON	61704	07/27/1994	71,000	07/28/2005	
Ocwen Loan Servicing, LLC	McLean	CHENOA	61726	01/20/2004	80,000	10/14/2005	
Ocwen Loan Servicing, LLC	Tazewell	DELAVAN	61734	01/05/2000	25,000	11/07/2005	
Ocwen Loan Servicing, LLC	Woodford	EL PASO	61738	10/31/2001	250,000	10/18/2005	
Ocwen Loan Servicing, LLC	McLean	TOWANDA	61776	01/02/2003	72,000	08/16/2005	
Ocwen Loan Servicing, LLC	Champaign	URBANA	61802	02/18/2005	68,000	10/25/2005	
Ocwen Loan Servicing, LLC	Champaign	CHAMPAIGN	61821	07/27/2004	62,800	09/08/2005	
Ocwen Loan Servicing, LLC	Champaign	CHAMPAIGN	61821	06/24/2004	68,800	10/06/2005	

Statewide Foreclosures for the Second Half of 2005

Institution Name	County	City	Zip	Loan Date	Loan Amount	Filing Date	Close Date
Ocwen Loan Servicing, LLC	Champaign	CHAMPAIGN	61821	05/03/2001	46,750	12/10/2003	07/14/2005
Ocwen Loan Servicing, LLC	Vermilion	DANVILLE	61832	01/13/1998	33,600	07/26/2005	
Ocwen Loan Servicing, LLC	Vermilion	DANVILLE	61832	02/27/2001	29,800	12/15/2005	
Ocwen Loan Servicing, LLC	Douglas	ARCOLA	61910	01/10/2001	28,900	12/01/2005	
Ocwen Loan Servicing, LLC	Coles	CHARLESTON	61920	06/14/2002	55,250	08/08/2005	09/15/2005
Ocwen Loan Servicing, LLC	Edgar	PARIS	61944	05/20/2002	38,500	08/03/2005	
Ocwen Loan Servicing, LLC	Edgar	PARIS	61944	06/30/1998	25,100	08/22/2005	
Ocwen Loan Servicing, LLC	Madison	ALTON	62002	03/18/2004	54,000	08/16/2005	
Ocwen Loan Servicing, LLC	Madison	ALTON	62002	06/15/2000	60,000	09/02/2005	
Ocwen Loan Servicing, LLC	Madison	ALTON	62002	09/25/2002	76,500	09/14/2005	
Ocwen Loan Servicing, LLC	Madison	ALTON	62002	01/10/2003	72,000	11/07/2005	
Ocwen Loan Servicing, LLC	Madison	ALTON	62002	10/22/2002	62,550	11/28/2005	
Ocwen Loan Servicing, LLC	Madison	BETHALTO	62010	05/13/2004	75,000	04/26/2005	12/20/2005
Ocwen Loan Servicing, LLC	Macoupin	BUNKER HILL	62014	06/16/2003	71,200	10/04/2004	10/12/2005
Ocwen Loan Servicing, LLC	Madison	EAST ALTON	62024	06/11/2002	76,500	08/10/2004	12/20/2005
Ocwen Loan Servicing, LLC	Madison	EDWARDSVILLE	62025	09/10/2004	144,000	09/09/2005	
Ocwen Loan Servicing, LLC	Madison	EDWARDSVILLE	62025	10/27/2000	241,000	11/07/2005	
Ocwen Loan Servicing, LLC	Madison	EDWARDSVILLE	62025	02/23/2001	112,500	01/27/2003	09/12/2005
Ocwen Loan Servicing, LLC	Macoupin	GILLESPIE	62033	01/30/2004	87,700	09/27/2004	08/04/2005
Ocwen Loan Servicing, LLC	Madison	GLEN CARBON	62034	11/13/2002	104,000	07/12/2005	
Ocwen Loan Servicing, LLC	Madison	GLEN CARBON	62034	04/28/1999	59,900	08/26/2005	
Ocwen Loan Servicing, LLC	Madison	GODFREY	62035	02/18/2003	104,000	08/16/2005	
Ocwen Loan Servicing, LLC	Madison	GRANITE CITY	62040	09/22/2004	64,125	08/15/2005	
Ocwen Loan Servicing, LLC	Madison	GRANITE CITY	62040	07/22/2002	25,000	06/24/2004	11/02/2005
Ocwen Loan Servicing, LLC	Madison	GRANITE CITY	62040	03/23/2004	59,755	04/22/2005	10/11/2005
Ocwen Loan Servicing, LLC	Madison	GRANITE CITY	62040	07/25/2003	55,188	12/02/2004	12/20/2005
Ocwen Loan Servicing, LLC	Jersey	JERSEYVILLE	62052	04/11/2003	128,350	08/18/2005	
Ocwen Loan Servicing, LLC	Calhoun	KAMPSVILLE	62053	01/12/2002	64,000	05/11/2005	07/19/2005
Ocwen Loan Servicing, LLC	Montgomery	LITCHFIELD	62056	08/13/2001	77,400	12/09/2005	
Ocwen Loan Servicing, LLC	MADISON	MADISON	62060	11/14/2003	42,500	11/07/2005	
Ocwen Loan Servicing, LLC	Madison	SOUTH ROXANA	62087	08/07/2002	40,800	10/06/2005	
Ocwen Loan Servicing, LLC	Rock Island	MOLINE	62165	05/05/2000	57,500	09/13/2004	10/21/2005
Ocwen Loan Servicing, LLC	Saint Clair	EAST SAINT LOUIS	62203	12/05/2000	64,342	09/13/2005	
Ocwen Loan Servicing, LLC	Saint Clair	EAST SAINT LOUIS	62203	12/29/2000	28,125	11/07/2005	
Ocwen Loan Servicing, LLC	Saint Clair	EAST ST LOUIS	62203	11/03/1997	47,200	07/09/2002	11/01/2005
Ocwen Loan Servicing, LLC	Saint Clair	EAST SAINT LOUIS	62204	08/29/2000	40,000	08/26/2005	
Ocwen Loan Servicing, LLC	Saint Clair	EAST SAINT LOUIS	62204	03/05/2004	40,000	08/29/2005	
Ocwen Loan Servicing, LLC	Saint Clair	EAST SAINT LOUIS	62204	06/12/2000	36,000	09/15/2005	
Ocwen Loan Servicing, LLC	Saint Clair	EAST SAINT LOUIS	62204	01/15/2000	58,625	09/13/2004	10/07/2005
Ocwen Loan Servicing, LLC	Saint Clair	WASHINGTON PARK	62204	07/30/2001	60,045	07/19/2005	

Statewide Foreclosures for the Second Half of 2005

Institution Name	County	City	Zip	Loan Date	Loan Amount	Filing Date	Close Date
Ocwen Loan Servicing, LLC	Saint Clair	WASHINGTON PARK	62204	07/03/2001	70,045	02/03/2003	08/22/2005
Ocwen Loan Servicing, LLC	Saint Clair	EAST SAINT LOUIS	62205	01/28/2000	34,000	10/06/2005	
Ocwen Loan Servicing, LLC	Saint Clair	EAST SAINT LOUIS	62205	02/13/2001	42,075	12/06/2005	
Ocwen Loan Servicing, LLC	Saint Clair	EAST ST LOUIS	62205	06/01/2001	46,500	08/01/2005	
Ocwen Loan Servicing, LLC	Saint Clair	CAHOKIA	62206	05/08/2002	49,470	10/06/2005	
Ocwen Loan Servicing, LLC	Saint Clair	CAHOKIA	62206	11/08/2001	66,150	09/23/2004	07/27/2005
Ocwen Loan Servicing, LLC	Saint Clair	CAHOKIA	62206	12/07/2001	41,302	02/03/2004	11/23/2005
Ocwen Loan Servicing, LLC	Saint Clair	CAHOKIA	62206	07/16/2002	33,500	09/30/2004	11/30/2005
Ocwen Loan Servicing, LLC	Saint Clair	EAST SAINT LOUIS	62207	04/26/1998	27,300	08/10/2005	
Ocwen Loan Servicing, LLC	Saint Clair	FAIRVIEW HEIGHTS	62208	04/23/2002	73,600	10/06/2005	
Ocwen Loan Servicing, LLC	Saint Clair	BELLEVILLE	62220	04/21/2003	73,358	09/02/2005	
Ocwen Loan Servicing, LLC	Saint Clair	BELLEVILLE	62220	10/04/2000	74,500	09/16/2005	
Ocwen Loan Servicing, LLC	Saint Clair	BELLEVILLE	62220	03/19/2001	28,600	09/19/2005	
Ocwen Loan Servicing, LLC	Saint Clair	BELLEVILLE	62220	02/24/1989	34,200	12/01/2005	
Ocwen Loan Servicing, LLC	Saint Clair	BELLEVILLE	62221	02/11/2004	144,900	08/16/2005	
Ocwen Loan Servicing, LLC	Madison	COLLINSVILLE	62234	02/28/2001	60,000	08/31/2005	
Ocwen Loan Servicing, LLC	Madison	COLLINSVILLE	62234	12/21/1999	52,025	10/20/2005	
Ocwen Loan Servicing, LLC	Monroe	COLUMBIA	62236	07/19/2004	94,000	10/07/2005	
Ocwen Loan Servicing, LLC	Saint Clair	DUPO	62239	10/01/2004	111,950	10/07/2005	
Ocwen Loan Servicing, LLC	Saint Clair	DUPO	62239	08/06/2003	40,000	02/08/2005	12/19/2005
Ocwen Loan Servicing, LLC	Saint Clair	EAST CARONDELET	62240	12/27/2002	48,000	10/13/2005	
Ocwen Loan Servicing, LLC	Bond	GREENVILLE	62246	09/25/2002	85,500	12/31/2003	07/12/2005
Ocwen Loan Servicing, LLC	Madison	HIGHLAND	62249	03/15/2002	116,850	10/07/2005	
Ocwen Loan Servicing, LLC	Saint Clair	LENZBURG	62255	10/04/2001	56,000	09/19/2005	
Ocwen Loan Servicing, LLC	Saint Clair	MARISSA	62257	01/15/2003	92,000	10/03/2005	
Ocwen Loan Servicing, LLC	Washington	OAKDALE	62268	08/30/1999	81,625	08/30/2005	
Ocwen Loan Servicing, LLC	Madison	TROY	62294	08/28/2002	54,000	10/06/2005	
Ocwen Loan Servicing, LLC	Monroe	WATERLOO	62298	08/15/2000	69,350	09/16/2005	
Ocwen Loan Servicing, LLC	Adams	QUINCY	62305	12/10/2002	100,800	12/01/2003	09/19/2005
Ocwen Loan Servicing, LLC	Brown	MOUNT STERLING	62353	10/18/2001	101,700	09/23/2005	
Ocwen Loan Servicing, LLC	Crawford	ROBINSON	62454	08/27/2001	39,840	09/15/2005	
Ocwen Loan Servicing, LLC	Shelby	SIGEL	62462	09/13/2001	33,600	09/20/2005	
Ocwen Loan Servicing, LLC	Macon	OAKLEY	62501	09/28/2001	110,500	09/20/2005	
Ocwen Loan Servicing, LLC	Macon	DECATUR	62521	11/20/2003	364,000	07/14/2005	
Ocwen Loan Servicing, LLC	Macon	DECATUR	62521	05/16/2003	78,200	01/30/2004	08/09/2005
Ocwen Loan Servicing, LLC	Macon	DECATUR	62522	10/27/2004	31,500	07/25/2005	
Ocwen Loan Servicing, LLC	Macon	DECATUR	62522	02/19/2002	47,125	09/28/2005	
Ocwen Loan Servicing, LLC	Macon	DECATUR	62522	01/16/2002	49,050	10/08/2003	11/15/2005
Ocwen Loan Servicing, LLC	Macon	DECATUR	62526	01/16/2001	50,000	07/01/2005	
Ocwen Loan Servicing, LLC	Macon	DECATUR	62526	09/22/2004	146,327	09/08/2005	

Statewide Foreclosures for the Second Half of 2005

Institution Name	County	City	Zip	Loan Date	Loan Amount	Filing Date	Close Date
Ocwen Loan Servicing, LLC	Macon	DECATUR	62526	08/23/2001	39,980	01/31/2002	08/09/2005
Ocwen Loan Servicing, LLC	Macon	DECATUR	62526	02/13/2003	73,100	12/07/2004	11/22/2005
Ocwen Loan Servicing, LLC	Macon	MACON	62544	07/26/2000	23,000	10/26/2005	
Ocwen Loan Servicing, LLC	Christian	MOWEAQUA	62550	09/03/1998	60,300	03/03/2005	11/17/2005
Ocwen Loan Servicing, LLC	Macon	NIANTIC	62551	05/16/2002	34,400	07/12/2005	
Ocwen Loan Servicing, LLC	Cass	BEARDSTOWN	62618	03/23/1998	25,500	10/06/2005	
Ocwen Loan Servicing, LLC	Macoupin	CARLINVILLE	62626	02/10/2004	196,200	11/29/2005	
Ocwen Loan Servicing, LLC	Sangamon	CHATHAM	62629	02/27/2003	121,500	08/13/2004	10/04/2005
Ocwen Loan Servicing, LLC	Morgan	JACKSONVILLE	62650	05/22/2000	45,000	09/02/2005	
Ocwen Loan Servicing, LLC	Morgan	JACKSONVILLE	62650	07/22/2003	59,850	09/13/2005	
Ocwen Loan Servicing, LLC	Logan	LINCOLN	62656	06/09/1999	55,250	09/08/2005	
Ocwen Loan Servicing, LLC	Logan	LINCOLN	62656	05/28/2002	105,000	11/07/2005	
Ocwen Loan Servicing, LLC	Schuyler	RUSHVILLE	62681	09/11/2003	54,750	09/27/2005	
Ocwen Loan Servicing, LLC	Sangamon	THAYER	62689	09/20/2004	54,400	10/07/2005	
Ocwen Loan Servicing, LLC	Sangamon	SPRINGFIELD	62702	08/05/2003	32,400	07/08/2005	
Ocwen Loan Servicing, LLC	Sangamon	SPRINGFIELD	62702	09/26/2003	43,200	07/25/2005	
Ocwen Loan Servicing, LLC	Sangamon	SPRINGFIELD	62703	10/29/1993	59,850	08/01/2005	
Ocwen Loan Servicing, LLC	Sangamon	SPRINGFIELD	62703	08/21/2002	50,400	08/31/2005	
Ocwen Loan Servicing, LLC	Sangamon	SPRINGFIELD	62703	06/30/1999	52,800	09/13/2005	
Ocwen Loan Servicing, LLC	Sangamon	SPRINGFIELD	62703	05/08/2002	36,422	10/25/2005	
Ocwen Loan Servicing, LLC	Sangamon	SPRINGFIELD	62703	06/27/2003	63,000	11/18/2005	
Ocwen Loan Servicing, LLC	Sangamon	SPRINGFIELD	62703	05/06/2003	66,600	11/29/2005	
Ocwen Loan Servicing, LLC	Sangamon	SPRINGFIELD	62703	12/07/2001	30,000	12/06/2005	
Ocwen Loan Servicing, LLC	Sangamon	SPRINGFIELD	62703	06/01/1979	28,950	12/28/2005	
Ocwen Loan Servicing, LLC	Sangamon	SPRINGFIELD	62703	07/19/2002	74,650	10/09/2003	07/26/2005
Ocwen Loan Servicing, LLC	Sangamon	SPRINGFIELD	62704	09/26/2003	62,100	07/25/2005	
Ocwen Loan Servicing, LLC	Sangamon	SPRINGFIELD	62704	08/28/2003	42,300	10/07/2005	
Ocwen Loan Servicing, LLC	Sangamon	SPRINGFIELD	62704	09/26/2003	61,200	10/21/2005	
Ocwen Loan Servicing, LLC	Sangamon	SPRINGFIELD	62707	04/01/2003	168,000	10/15/2003	11/23/2005
Ocwen Loan Servicing, LLC	Marion	ALMA	62807	01/01/1999	15,000	08/15/2002	10/11/2005
Ocwen Loan Servicing, LLC	Perry	DU QUOIN	62832	06/11/2002	20,000	10/06/2005	
Ocwen Loan Servicing, LLC	Clay	FLORA	62839	10/14/1999	27,625	09/20/2005	
Ocwen Loan Servicing, LLC	Marion	KINMUNDY	62854	09/19/2003	108,900	11/28/2005	
Ocwen Loan Servicing, LLC	Wabash	MOUNT CARMEL	62863	08/19/2003	61,600	09/09/2005	
Ocwen Loan Servicing, LLC	Jefferson	MOUNT VERNON	62864	06/07/2002	45,500	10/06/2005	
Ocwen Loan Servicing, LLC	Jefferson	MOUNT VERNON	62864	10/09/2002	36,000	10/06/2005	
Ocwen Loan Servicing, LLC	Jefferson	MOUNT VERNON	62864	09/23/2004	112,000	10/21/2005	
Ocwen Loan Servicing, LLC	Jefferson	MOUNT VERNON	62864	05/31/2002	141,000	05/11/2005	08/03/2005
Ocwen Loan Servicing, LLC	Johnson	BELKNAP	62908	10/30/2004	90,900	09/28/2005	
Ocwen Loan Servicing, LLC	Alexander	CAIRO	62914	07/27/2001	21,700	10/03/2005	

Statewide Foreclosures for the Second Half of 2005

Institution Name	County	City	Zip	Loan Date	Loan Amount	Filing Date	Close Date
Ocwen Loan Servicing, LLC	Saline	CARRIER MILLS	62917	02/10/2004	44,200	09/30/2004	10/12/2005
Ocwen Loan Servicing, LLC	Saline	HARRISBURG	62946	03/04/2003	53,200	09/30/2004	07/20/2005
Ocwen Loan Servicing, LLC	Williamson	HERRIN	62948	04/19/2002	40,500	08/18/2005	
Ocwen Loan Servicing, LLC	Williamson	MARION	62959	10/02/2000	31,875	08/08/2005	
Pacific Global Bank	Cook	Chicago	60615	08/02/2002	140,000	11/01/2004	
Palmer Bank	Sangamon	Springfield	62707	10/09/2003	7,500	10/29/2004	09/21/2005
Palos Bank and Trust Company	Will	Peotone	60468	10/08/2002	194,974	11/04/2004	12/15/2005
Peoples Bank & Trust	Montgomery	Nokomis	62075	09/11/1992	4,124	06/30/2005	12/28/2005
Peoples Bank & Trust	Effingham	Effingham	62401	09/01/1995	74,993	07/13/2005	08/31/2005
Peoples Bank & Trust	Christian	Pana	62557	11/15/1994	25,284	10/17/2005	
Peoples Bank & Trust	Christian	Pana	62557	05/14/2001	44,039	09/19/2005	
Peoples Bank & Trust	Shelby	Tower Hill	62571	05/05/2001	51,960	07/26/2005	08/31/2005
Peoples Bank of Kankakee County	Kankakee	Kankakee	60901	04/18/1997	71,030	08/26/2005	
Peoples Bank of Kankakee County	Kankakee	Momence	60954	05/24/2002	11,772	09/09/2005	
Peoples State Bank of Mansfield	Piatt	Mansfield	61854	02/07/1996	25,200	12/07/2005	
PHH Mortgage Corporation	MCHENRY	CRYSTAL LAKE	60014	08/28/2003	199,000	09/12/2005	
PHH Mortgage Corporation	Lake	FOX LAKE	60020	08/01/2003	209,000		07/01/2005
PHH Mortgage Corporation	LAKE	GURNEE	60031	11/25/2002	162,000	08/02/2005	
PHH Mortgage Corporation	LAKE	LAKE ZURICH	60047	06/04/2003	212,642	10/12/2005	
PHH Mortgage Corporation	MCHENRY	MCHENRY	60050	10/31/2002	186,300		12/22/2005
PHH Mortgage Corporation	MCHENRY	MCHENRY	60050	08/30/2004	123,500	08/30/2005	
PHH Mortgage Corporation	LAKE	MUNDELEIN	60060	08/19/2003	134,875	08/12/2005	
PHH Mortgage Corporation	COOK	PARK RIDGE	60068	08/19/2003	241,600		12/22/2005
PHH Mortgage Corporation	LAKE	HAINESVILLE	60073	01/27/2003	152,000	12/28/2005	
PHH Mortgage Corporation	Cook	WINNETKA	60093	01/21/2000	1,900,000	11/16/2005	
PHH Mortgage Corporation	LAKE	ZION	60099	10/21/2002	114,300	09/01/2005	
PHH Mortgage Corporation	LAKE	ZION	60099	12/17/2002	98,843	11/21/2005	
PHH Mortgage Corporation	COOK	BARTLETT	60103	01/21/2003	181,500	11/23/2005	
PHH Mortgage Corporation	COOK	STREAMWOOD	60107	06/19/2003	199,200		12/06/2005
PHH Mortgage Corporation	Kane	CARPENTERSVILLE	60110	04/09/2003	95,000	10/11/2005	
PHH Mortgage Corporation	DU PAGE	ELMHURST	60126	11/26/2003	177,300	07/26/2005	
PHH Mortgage Corporation	Dekalb	GENOA	60135	03/20/2003	116,900		10/27/2005
PHH Mortgage Corporation	MCHENRY	HUNTLEY	60142	06/11/2003	184,000	09/26/2005	
PHH Mortgage Corporation	MCHENRY	HUNTLEY	60142	09/19/2003	249,330	12/01/2005	
PHH Mortgage Corporation	COOK	WESTCHESTER	60154	09/03/2002	180,000	10/13/2005	
PHH Mortgage Corporation	KANE	ST CHARLES	60174	04/12/1990	120,000		07/21/2005
PHH Mortgage Corporation	DU PAGE	WHEATON	60187	11/10/1999	141,550	09/16/2005	
PHH Mortgage Corporation	COOK	SCHAUMBURG	60193	10/31/2002	135,375	07/18/2005	
PHH Mortgage Corporation	COOK	EVANSTON	60202	12/26/2001	188,000	11/14/2005	
PHH Mortgage Corporation	COOK	BERWYN	60402	12/13/2002	171,000	09/15/2005	

Statewide Foreclosures for the Second Half of 2005

Institution Name	County	City	Zip	Loan Date	Loan Amount	Filing Date	Close Date
PHH Mortgage Corporation	COOK	BERWYN	60402	09/15/2003	207,000	12/20/2005	
PHH Mortgage Corporation	Will	BRAIDWOOD	60408	12/26/2001	103,000	10/03/2005	
PHH Mortgage Corporation	Will	BRAIDWOOD	60408	04/30/2004	131,085	12/20/2005	
PHH Mortgage Corporation	WILL	CHANNAHON	60410	05/04/2004	159,600	08/29/2005	
PHH Mortgage Corporation	Peoria	ELWOOD	60421	05/08/2003	147,455		08/17/2005
PHH Mortgage Corporation	COOK	FLOSSMOOR	60422	06/27/2002	185,250	09/09/2005	
PHH Mortgage Corporation	COOK	FLOSSMOOR	60422	02/21/2003	157,700	11/18/2005	
PHH Mortgage Corporation	COOK	MARKHAM	60426	04/16/2004	93,520	09/19/2005	
PHH Mortgage Corporation	Cook	HAZEL CREST	60429	12/16/2003	61,900	10/11/2005	
PHH Mortgage Corporation	WILL	JOLIET	60433	08/16/2004	143,463	07/22/2005	
PHH Mortgage Corporation	WILL	JOLIET	60433	06/19/2003	109,514	12/07/2005	
PHH Mortgage Corporation	WILL	CREST HILL	60435	09/26/2003	117,000		11/30/2005
PHH Mortgage Corporation	WILL	JOLIET	60435	01/22/2004	196,000	07/26/2005	
PHH Mortgage Corporation	WILL	JOLIET	60435	05/24/2000	95,400	11/23/2005	
PHH Mortgage Corporation	COOK	LANSING	60438	09/15/2003	139,650		10/18/2005
PHH Mortgage Corporation	WILL	BOLINGBROOK	60440	04/23/2004	99,910	12/02/2005	
PHH Mortgage Corporation	COOK	MATTESON	60443	08/06/2003	121,250		09/19/2005
PHH Mortgage Corporation	WILL	ROMEOVILLE	60446	12/13/2002	122,750	09/30/2005	
PHH Mortgage Corporation	WILL	ROMEOVILLE	60446	04/05/2004	132,800	07/21/2005	
PHH Mortgage Corporation	WILL	NEW LENOX	60451	08/18/2003	171,800	11/18/2005	
PHH Mortgage Corporation	COOK	PARK FOREST	60466	06/30/2003	85,975	09/08/2005	
PHH Mortgage Corporation	COOK	RICHTON PARK	60471	07/27/2004	155,199	09/09/2005	
PHH Mortgage Corporation	Cook	COUNTRY CLUB HILLS	60478	07/23/2003	93,750	09/16/2005	
PHH Mortgage Corporation	COOK	COUNTRY CLUB HILLS	60478	08/23/2004	237,000	11/14/2005	
PHH Mortgage Corporation	Will	WILMINGTON	60481	07/30/2003	113,900	09/20/2005	
PHH Mortgage Corporation	KANE	AURORA	60506	04/28/2003	70,500	11/23/2005	
PHH Mortgage Corporation	DU PAGE	DOWNERS GROVE	60515	10/24/2002	242,403		07/26/2005
PHH Mortgage Corporation	DU PAGE	NAPERVILLE	60540	10/19/1998	259,200	07/26/2005	
PHH Mortgage Corporation	KENDALL	OSWEGO	60543	08/14/2003	127,920	11/03/2005	
PHH Mortgage Corporation	WILL	NAPERVILLE	60564	07/30/2003	169,000	07/25/2005	
PHH Mortgage Corporation	WILL	NAPERVILLE	60564	10/05/2004	131,435	11/29/2005	
PHH Mortgage Corporation	Cook	CHICAGO	60610	08/22/2003	216,550	07/11/2005	
PHH Mortgage Corporation	Cook	CHICAGO	60610	01/30/1996	46,000	11/04/2005	
PHH Mortgage Corporation	COOK	CHICAGO	60613	03/17/2003	175,655	09/16/2005	
PHH Mortgage Corporation	COOK	CHICAGO	60619	12/29/2003	96,030		12/13/2005
PHH Mortgage Corporation	COOK	CHICAGO	60619	12/13/2002	89,349	12/13/2005	
PHH Mortgage Corporation	COOK	CHICAGO	60620	03/15/2004	61,000	10/06/2005	
PHH Mortgage Corporation	Cook	CHICAGO	60632	05/04/1999	94,000		11/14/2005
PHH Mortgage Corporation	COOK	CHICAGO	60639	08/28/2003	100,000	09/13/2005	
PHH Mortgage Corporation	COOK	CHICAGO	60639	10/10/1996	100,700	11/28/2005	

Statewide Foreclosures for the Second Half of 2005

Institution Name	County	City	Zip	Loan Date	Loan Amount	Filing Date	Close Date
PHH Mortgage Corporation	COOK	CHICAGO	60643	01/28/2004	83,000	10/06/2005	
PHH Mortgage Corporation	Cook	CHICAGO	60645	04/04/2002	142,000	12/22/2005	
PHH Mortgage Corporation	COOK	CHICAGO	60649	02/11/2003	93,100	11/14/2005	
PHH Mortgage Corporation	cook	CHICAGO	60655	08/09/2002	120,000	07/29/2005	
PHH Mortgage Corporation	Cook	LINCOLNWOOD	60712	12/09/2003	746,200	10/25/2005	
PHH Mortgage Corporation	KANKAKEE	BRADLEY	60915	05/08/2001	78,000	09/08/2005	
PHH Mortgage Corporation	Ford	PAXTON	60948	07/01/1998	79,500		11/29/2005
PHH Mortgage Corporation	Jo Davies	EAST DUBUQUE	61025	10/15/2004	43,000	10/11/2005	
PHH Mortgage Corporation	WINNEBAGO	ROCKTON	61072	01/28/2002	171,000		08/19/2005
PHH Mortgage Corporation	WINNEBAGO	SOUTH BELOIT	61080	12/22/2004	66,500	07/19/2005	
PHH Mortgage Corporation	WINNEBAGO	ROCKFORD	61107	05/30/2002	109,900		07/29/2005
PHH Mortgage Corporation	WINNEBAGO	ROCKFORD	61107	08/23/2001	68,566	10/17/2005	
PHH Mortgage Corporation	WINNEBAGO	MACHESNEY PARK	61115	06/10/2004	95,000	07/14/2005	
PHH Mortgage Corporation	WINNEBAGO	MACHESNEY PARK	61115	09/29/2000	100,000	11/15/2005	
PHH Mortgage Corporation	ROCK ISLAND	ROCK ISLAND	61201	08/25/2003	201,500		12/06/2005
PHH Mortgage Corporation	Henry	COLONA	61241	03/20/2000	48,970		08/02/2005
PHH Mortgage Corporation	ROCK ISLAND	EAST MOLINE	61244	04/30/2001	68,400		09/23/2005
PHH Mortgage Corporation	Lasalle	OTTAWA	61350	11/05/2004	315,000		09/29/2005
PHH Mortgage Corporation	LA SALLE	STREATOR	61364	04/24/2002	50,500		09/21/2005
PHH Mortgage Corporation	knox	GALESBURG	61401	07/26/2002	54,320		11/29/2005
PHH Mortgage Corporation	McDonough	BUSHNELL	61422	10/30/2001	23,500		08/12/2005
PHH Mortgage Corporation	HENRY	KEWANEE	61443	04/08/2003	123,500		11/15/2005
PHH Mortgage Corporation	Hancock	LA HARPE	61450	04/13/2005	62,500	10/28/2005	
PHH Mortgage Corporation	Peoria	PEORIA	61604	03/25/2003	63,016	11/18/2005	
PHH Mortgage Corporation	McLean	BLOOMINGTON	61704	08/04/2003	75,300	10/11/2005	
PHH Mortgage Corporation	McLean	BLOOMINGTON	61704	05/15/2003	189,905	10/17/2005	
PHH Mortgage Corporation	Tazwell	MINIER	61759	08/02/1999	78,000	10/24/2005	
PHH Mortgage Corporation	Tazwell	MINIER	61759	11/05/2001	118,000	11/17/2005	
PHH Mortgage Corporation	Tazwell	MINIER	61759	12/22/1999	40,000	11/23/2005	
PHH Mortgage Corporation	Piatt	BEMENT	61813	04/07/2004	111,453	09/01/2005	
PHH Mortgage Corporation	VERMILION	DANVILLE	61832	09/14/2001	35,000	08/15/2005	
PHH Mortgage Corporation	VERMILION	DANVILLE	61832	02/29/2000	73,150	10/19/2005	
PHH Mortgage Corporation	VERMILION	DANVILLE	61832	08/21/2003	15,005	10/25/2005	
PHH Mortgage Corporation	Vermillion	FITHIAN	61844	05/15/2002	34,200		10/20/2005
PHH Mortgage Corporation	Champaign	HOMER	61849	02/21/1997	52,800		09/13/2005
PHH Mortgage Corporation	VERMILION	POTOMAC	61865	05/16/2003	34,850	07/27/2005	
PHH Mortgage Corporation	CHAMPAIGN	RANTOUL	61866	02/26/1999	63,000		10/11/2005
PHH Mortgage Corporation	CHAMPAIGN	RANTOUL	61866	04/30/2003	64,900	10/28/2005	
PHH Mortgage Corporation	CHAMPAIGN	SAINT JOSEPH	61873	09/13/2002	71,500	09/15/2005	
PHH Mortgage Corporation	Piatt	WHITE HEATH	61884	12/20/2004	48,000	09/16/2005	

Statewide Foreclosures for the Second Half of 2005

Institution Name	County	City	Zip	Loan Date	Loan Amount	Filing Date	Close Date
PHH Mortgage Corporation	MADISON	ALTON	62002	03/10/2003	79,000	11/29/2005	
PHH Mortgage Corporation	Montgomery	LITCHFIELD	62056	03/18/2005	79,870	09/29/2005	
PHH Mortgage Corporation	Macoupin	MOUNT OLIVE	62069	12/30/2003	22,500		11/03/2005
PHH Mortgage Corporation	Montgomery	WITT	62094	12/23/2003	15,675		07/06/2005
PHH Mortgage Corporation	MADISON	WORDEN	62097	06/24/2004	93,000	11/14/2005	
PHH Mortgage Corporation	SAINT CLAIR	CAHOKIA	62206	01/17/2003	40,000	12/21/2005	
PHH Mortgage Corporation	ST. CLAIR	BELLEVILLE	62223	02/19/2004	78,320		10/12/2005
PHH Mortgage Corporation	SAINT CLAIR	BELLEVILLE	62226	09/29/2003	59,900	08/30/2005	
PHH Mortgage Corporation	ST. CLAIR	CASEYVILLE	62232	01/28/2003	82,950	09/19/2005	
PHH Mortgage Corporation	ST CLAIR	CASEYVILLE	62232	01/06/2003	93,312	07/21/2005	
PHH Mortgage Corporation	Randolph	CHESTER	62233	05/14/1999	114,750		11/02/2005
PHH Mortgage Corporation	MADISON	COLLINSVILLE	62234	11/03/2000	88,350	11/07/2005	
PHH Mortgage Corporation	MADISON	HIGHLAND	62249	06/01/2004	68,000	07/01/2005	
PHH Mortgage Corporation	MADISON	HIGHLAND	62249	05/27/2004	115,000	07/06/2005	
PHH Mortgage Corporation	MADISON	HIGHLAND	62249	06/30/1999	52,250	11/07/2005	
PHH Mortgage Corporation	ST CLAIR	O FALLON	62269	10/24/2003	295,000	09/08/2005	
PHH Mortgage Corporation	SAINT CLAIR	O FALLON	62269	08/18/2003	119,200	11/15/2005	
PHH Mortgage Corporation	MADISON	SAINT JACOB	62281	09/22/2000	63,000	11/09/2005	
PHH Mortgage Corporation	MADISON	TROY	62294	03/25/2003	65,800	10/05/2005	
PHH Mortgage Corporation	crawford	ROBINSON	62454	03/07/2003	43,650		09/16/2005
PHH Mortgage Corporation	Macoupin	GIRARD	62640	09/08/2003	36,500		09/08/2005
PHH Mortgage Corporation	Pike	PLEASANT PLAINS	62677	06/27/2003	98,538	12/22/2005	
PHH Mortgage Corporation	SANGAMON	SPRINGFIELD	62704	11/29/2002	96,700		09/06/2005
PHH Mortgage Corporation	PERRY	DU QUOIN	62832	01/16/2004	49,500	11/09/2005	
PHH Mortgage Corporation	FRANKLIN	SESSER	62884	04/15/2004	122,000	11/22/2005	
PHH Mortgage Corporation	JEFFERSON	WALTONVILLE	62894	03/22/2004	55,000	07/22/2005	
PHH Mortgage Corporation	FRANKLIN	WEST FRANKFORT	62896	04/25/2002	24,500		08/16/2005
PHH Mortgage Corporation	FRANKLIN	WEST FRANKFORT	62896	07/13/1999	57,500	10/07/2005	
PHH Mortgage Corporation	Alexander	CAIRO	62914	08/31/2000	26,600		12/15/2005
PHH Mortgage Corporation	WILLIAMSON	CAMBRIA	62915	08/20/2004	29,400	12/09/2005	
PHH Mortgage Corporation	WILLIAMSON	CREAL SPRINGS	62922	03/26/2001	68,000	09/07/2005	
PHH Mortgage Corporation	Union	DONGOLA	62926	06/21/2004	36,500	10/26/2005	
PHH Mortgage Corporation	JACKSON	ELKVILLE	62932	01/25/2002	30,875	12/07/2005	
PHH Mortgage Corporation	JOHNSON	GOREVILLE	62939	02/28/2003	73,720	08/22/2005	
PHH Mortgage Corporation	WILLIAMSON	MARION	62959	05/15/2002	61,750	09/16/2005	
PHH Mortgage Corporation	WILLIAMSON	PITTSBURG	62974	05/10/1999	61,750		08/09/2005
Prairie Bank and Trust Company	Cook	Chicago	60608	02/28/2002	700,000		09/30/2005
Prairie Bank and Trust Company	Cook	Chicago	60618	02/18/2004	1,030,000	10/05/2005	12/23/2005
Prairie Bank and Trust Company	Cook	Chicago	60622	02/28/2002	1		09/01/2005
Prairie State Bank & Trust	Sangamon	Springfield	62703	08/29/2002	30,643	12/09/2005	12/09/2005

Statewide Foreclosures for the Second Half of 2005

Institution Name	County	City	Zip	Loan Date	Loan Amount	Filing Date	Close Date
Prairie State Bank & Trust	Sangamon	Springfield	62703	08/29/2002	1	12/09/2005	12/09/2005
Prairie State Bank & Trust	Sangamon	Springfield	62703	10/09/2002	17,826	12/09/2005	12/09/2005
Prairie State Bank & Trust	Sangamon	Springfield	62703	10/25/2002	14,438	12/09/2005	12/09/2005
Preferred Bank	CUMBERLAND	TOLDEO	62460	07/31/2001	45,000	07/20/2005	08/24/2005
Provident Funding Group, Inc.	Cook	Worth	60482	08/11/2003	141,400	08/19/2005	
Provident Funding Group, Inc.	Cook	Chicago	60660	06/11/2002	98,700	08/04/2005	
Provident Funding Group, Inc.	Cook	Evergreen Park	60805	05/27/2003	15,300	09/19/2005	
Provident Funding Group, Inc.	Winnebago	Loves Park	61111	11/30/1999	54,000	12/31/2005	
Raritan State Bank	Knox	Galesburg	61401	10/01/1999	51,108	12/30/2004	09/12/2005
Raritan State Bank	Knox	Galesburg	61401	03/27/2002	64,291	12/12/2005	
Raritan State Bank	Warren	Monmouth	61462	08/24/2001	42,046	10/24/2005	
Raritan State Bank	Warren	Monmouth	61462	05/29/2002	30,125	10/24/2005	
Sauk Valley Bank & Trust Company	Whiteside	Rock Falls	61071	06/02/2003	18,000	10/15/2005	
Sauk Valley Bank & Trust Company	Whiteside	Rock Falls	61071	06/30/2003	87,200	10/15/2005	
Sauk Valley Bank & Trust Company	Whiteside	Rock Falls	61071	10/17/2003	39,600	10/15/2005	
Sauk Valley Bank & Trust Company	Whiteside	Sterling	61081	08/01/2003	48,750	10/15/2005	
Sauk Valley Bank & Trust Company	Whiteside	Sterling	61081	02/17/2004	37,000	10/15/2005	
Saxon Mortgage Services, Inc.	Cook	ELK GROVE VILLAGE	60007	08/02/2004	166,135	09/09/2005	
Saxon Mortgage Services, Inc.	Lake	BARRINGTON	60010	09/29/2004	0	07/27/2005	
Saxon Mortgage Services, Inc.	Mchenry	CRYSTAL LAKE	60012	10/25/2004	326,061	08/05/2005	
Saxon Mortgage Services, Inc.	Mchenry	CARY	60013	09/06/2000	210,827	07/24/2003	07/29/2005
Saxon Mortgage Services, Inc.	Mchenry	CRYSTAL LAKE	60014	10/29/2003	0	07/13/2005	
Saxon Mortgage Services, Inc.	Cook	DES PLAINES	60018	09/27/2004	147,445	08/18/2005	
Saxon Mortgage Services, Inc.	Cook	GLENVIEW	60025	07/25/2003	0	09/19/2005	
Saxon Mortgage Services, Inc.	Lake	GRAYSLAKE	60030	05/04/2004	0	10/06/2005	
Saxon Mortgage Services, Inc.	Lake	INGLESIDE	60041	10/27/2004	159,938	10/11/2005	
Saxon Mortgage Services, Inc.	Lake	LAKE VILLA	60046	05/11/2000	0	03/11/2004	08/26/2005
Saxon Mortgage Services, Inc.	Mchenry	MCHENRY	60050	10/29/2001	0	11/09/2005	
Saxon Mortgage Services, Inc.	Mchenry	MCHENRY	60050	04/02/2003	141,894	10/07/2005	
Saxon Mortgage Services, Inc.	Mchenry	MCHENRY	60050	10/29/2004	371,999	09/15/2005	
Saxon Mortgage Services, Inc.	Mchenry	MCHENRY	60050	10/29/2004	92,790	09/15/2005	
Saxon Mortgage Services, Inc.	Cook	MOUNT PROSPECT	60056	12/15/2004	261,699	12/08/2005	
Saxon Mortgage Services, Inc.	Lake	MUNDELEIN	60060	10/20/2004	99,470	12/08/2005	
Saxon Mortgage Services, Inc.	Lake	VERNON HILLS	60061	05/12/2005	0	12/12/2005	
Saxon Mortgage Services, Inc.	Lake	NORTH CHICAGO	60064	01/26/2000	72,547	05/19/2005	12/08/2005
Saxon Mortgage Services, Inc.	Lake	WAUKEGAN	60085	04/13/2004	113,636	10/06/2005	
Saxon Mortgage Services, Inc.	Lake	ZION	60099	10/16/2000	93,158	02/10/2005	12/22/2005
Saxon Mortgage Services, Inc.	Lake	ZION	60099	09/22/2004	110,123	07/05/2005	
Saxon Mortgage Services, Inc.	Du Page	HANOVER PARK	60103	03/31/2005	218,224	12/16/2005	
Saxon Mortgage Services, Inc.	Cook	BELLWOOD	60104	04/18/2003	141,877	12/05/2005	

Statewide Foreclosures for the Second Half of 2005

Institution Name	County	City	Zip	Loan Date	Loan Amount	Filing Date	Close Date
Saxon Mortgage Services, Inc.	Cook	BELLWOOD	60104	05/28/2003	129,900	07/07/2005	
Saxon Mortgage Services, Inc.	Du Page	BLOOMINGDALE	60108	03/10/2003	279,190	08/08/2005	
Saxon Mortgage Services, Inc.	Kane	CARPENTERSVILLE	60110	08/28/2003	265,000	07/20/2005	
Saxon Mortgage Services, Inc.	Dekalb	DEKALB	60115	07/11/2003	127,343	09/21/2004	07/28/2005
Saxon Mortgage Services, Inc.	Kane	ELGIN	60120	02/12/2003	157,328	08/05/2005	
Saxon Mortgage Services, Inc.	Du Page	ELMHURST	60126	01/12/2005	276,828	11/14/2005	
Saxon Mortgage Services, Inc.	Cook	FRANKLIN PARK	60131	06/14/2004	151,690	11/29/2005	
Saxon Mortgage Services, Inc.	Cook	HANOVER PARK	60133	03/23/2004	0	12/13/2004	10/25/2005
Saxon Mortgage Services, Inc.	Cook	HANOVER PARK	60133	02/18/2005	198,861	10/07/2005	
Saxon Mortgage Services, Inc.	Du Page	GLENDALE HEIGHTS	60139	10/07/2003	0	08/25/2005	
Saxon Mortgage Services, Inc.	Du Page	GLENDALE HEIGHTS	60139	11/03/2003	171,588	12/09/2005	
Saxon Mortgage Services, Inc.	Cook	MAYWOOD	60153	12/10/2003	0	08/05/2005	
Saxon Mortgage Services, Inc.	Cook	MAYWOOD	60153	02/26/2004	138,281	12/13/2005	
Saxon Mortgage Services, Inc.	Cook	MAYWOOD	60153	12/29/2004	0	08/31/2005	
Saxon Mortgage Services, Inc.	Cook	WESTCHESTER	60154	09/29/2004	230,049	09/16/2005	
Saxon Mortgage Services, Inc.	Cook	WESTCHESTER	60154	09/29/2004	57,711	11/01/2005	
Saxon Mortgage Services, Inc.	Cook	BROADVIEW	60155	02/21/2003	155,320	07/07/2005	
Saxon Mortgage Services, Inc.	Cook	BROADVIEW	60155	06/08/2004	209,499	03/21/2005	10/25/2005
Saxon Mortgage Services, Inc.	Mchenry	LAKE IN THE HILLS	60156	05/25/2004	140,719	07/13/2005	
Saxon Mortgage Services, Inc.	Cook	SCHAUMBURG	60173	05/11/2004	432,000	12/23/2004	08/02/2005
Saxon Mortgage Services, Inc.	Kane	SAINT CHARLES	60174	03/26/2004	156,821	07/11/2005	
Saxon Mortgage Services, Inc.	Kane	SOUTH ELGIN	60177	12/13/2002	195,905	03/29/2005	11/10/2005
Saxon Mortgage Services, Inc.	Du Page	VILLA PARK	60181	10/01/2003	147,121	11/09/2005	
Saxon Mortgage Services, Inc.	Du Page	WEST CHICAGO	60185	06/14/2004	226,852	01/31/2005	08/16/2005
Saxon Mortgage Services, Inc.	Du Page	CAROL STREAM	60188	04/23/2004	213,591	09/22/2005	
Saxon Mortgage Services, Inc.	Du Page	CAROL STREAM	60188	09/27/2004	170,000	12/09/2005	
Saxon Mortgage Services, Inc.	Cook	SCHAUMBURG	60193	07/30/2004	98,010	09/26/2005	
Saxon Mortgage Services, Inc.	Cook	EVANSTON	60201	08/09/2004	314,554	03/22/2005	10/25/2005
Saxon Mortgage Services, Inc.	Cook	OAK PARK	60304	12/23/2003	0	07/29/2005	
Saxon Mortgage Services, Inc.	Cook	OAK PARK	60304	10/24/2003	0	08/09/2005	
Saxon Mortgage Services, Inc.	Cook	BERWYN	60402	09/22/2004	210,250	08/08/2005	
Saxon Mortgage Services, Inc.	Cook	BERWYN	60402	12/13/2004	302,685	11/22/2005	
Saxon Mortgage Services, Inc.	Cook	CALUMET CITY	60409	12/29/2004	77,970	08/23/2005	
Saxon Mortgage Services, Inc.	Cook	CHICAGO HEIGHTS	60411	07/07/2004	69,600	02/23/2005	09/28/2005
Saxon Mortgage Services, Inc.	Cook	CHICAGO HEIGHTS	60411	01/26/2005	51,961	09/20/2005	
Saxon Mortgage Services, Inc.	Cook	LYNWOOD	60411	04/30/2004	183,157	01/11/2005	12/02/2005
Saxon Mortgage Services, Inc.	Cook	SAUK VILLAGE	60411	07/29/2004	68,723	02/28/2005	12/05/2005
Saxon Mortgage Services, Inc.	Cook	SAUK VILLAGE	60411	12/28/2004	90,010	11/04/2005	
Saxon Mortgage Services, Inc.	Will	CRETE	60417	09/08/2004	265,847	05/13/2005	09/28/2005
Saxon Mortgage Services, Inc.	Will	CRETE	60417	10/22/2004	628,235	08/08/2005	

Statewide Foreclosures for the Second Half of 2005

Institution Name	County	City	Zip	Loan Date	Loan Amount	Filing Date	Close Date
Saxon Mortgage Services, Inc.	Will	CRETE	60417	11/30/2004	101,440	09/20/2005	
Saxon Mortgage Services, Inc.	Cook	DOLTON	60419	02/12/2003	106,937	09/08/2005	
Saxon Mortgage Services, Inc.	Cook	DOLTON	60419	04/09/2004	107,703	10/06/2005	
Saxon Mortgage Services, Inc.	Cook	DOLTON	60419	05/25/2004	91,127	12/09/2005	
Saxon Mortgage Services, Inc.	Cook	FLOSSMOOR	60422	05/28/2003	264,988	07/11/2005	
Saxon Mortgage Services, Inc.	Will	FRANKFORT	60423	10/12/2004	510,429	08/10/2005	
Saxon Mortgage Services, Inc.	Will	FRANKFORT	60423	01/26/2005	443,864	11/10/2005	
Saxon Mortgage Services, Inc.	Cook	GLENWOOD	60425	04/30/2003	86,133	11/10/2005	
Saxon Mortgage Services, Inc.	Cook	HARVEY	60426	07/22/2003	52,044	08/04/2005	
Saxon Mortgage Services, Inc.	Cook	HARVEY	60426	05/04/2004	171,176	07/21/2005	
Saxon Mortgage Services, Inc.	Cook	HARVEY	60426	10/15/2004	88,739	12/20/2005	
Saxon Mortgage Services, Inc.	Cook	MARKHAM	60426	03/31/2004	198,458	07/08/2005	
Saxon Mortgage Services, Inc.	Cook	MARKHAM	60426	10/29/2004	101,792	08/12/2005	
Saxon Mortgage Services, Inc.	Cook	PHOENIX	60426	09/05/2003	55,925	12/14/2005	
Saxon Mortgage Services, Inc.	Cook	MARKHAM	60428	10/12/2004	93,812	11/17/2005	
Saxon Mortgage Services, Inc.	Cook	HAZEL CREST	60429	05/13/2003	114,467	10/05/2005	
Saxon Mortgage Services, Inc.	Cook	HAZEL CREST	60429	08/15/2003	48,107	09/07/2005	
Saxon Mortgage Services, Inc.	Cook	HAZEL CREST	60429	06/24/2004	70,500	09/08/2005	
Saxon Mortgage Services, Inc.	Cook	HAZEL CREST	60429	07/17/2002	93,954	11/08/2005	
Saxon Mortgage Services, Inc.	Cook	HAZEL CREST	60429	10/24/2003	0	10/20/2004	07/22/2005
Saxon Mortgage Services, Inc.	Cook	HOMEWOOD	60430	04/09/2004	0	09/27/2005	
Saxon Mortgage Services, Inc.	Cook	HOMEWOOD	60430	10/14/2004	0	08/05/2005	
Saxon Mortgage Services, Inc.	Will	JOLIET	60435	02/16/2005	167,295	12/20/2005	
Saxon Mortgage Services, Inc.	Cook	LANSING	60438	11/19/2004	181,641	10/04/2005	
Saxon Mortgage Services, Inc.	Will	BOLINGBROOK	60440	08/06/2002	152,772	06/09/2003	10/26/2005
Saxon Mortgage Services, Inc.	Will	BOLINGBROOK	60440	05/20/2004	193,480	08/08/2005	
Saxon Mortgage Services, Inc.	Will	LOCKPORT	60441	10/14/2004	148,501	10/17/2005	
Saxon Mortgage Services, Inc.	Will	LOCKPORT	60441	01/26/2005	284,374	10/26/2005	
Saxon Mortgage Services, Inc.	Cook	MATTESON	60443	05/31/2002	91,098	07/15/2005	
Saxon Mortgage Services, Inc.	Cook	MATTESON	60443	11/15/2004	151,534	09/21/2005	
Saxon Mortgage Services, Inc.	Will	ROMEVILLE	60446	04/15/2003	0	03/29/2005	09/21/2005
Saxon Mortgage Services, Inc.	Will	NEW LENOX	60451	11/29/2004	163,950	10/07/2005	
Saxon Mortgage Services, Inc.	Cook	OAK LAWN	60453	05/28/2004	198,059	01/19/2005	10/27/2005
Saxon Mortgage Services, Inc.	Cook	HICKORY HILLS	60457	09/13/2004	111,369	08/04/2005	
Saxon Mortgage Services, Inc.	Cook	OLYMPIA FIELDS	60461	10/08/2004	279,603	08/09/2005	
Saxon Mortgage Services, Inc.	Cook	PARK FOREST	60466	10/02/2003	58,675	11/02/2005	
Saxon Mortgage Services, Inc.	Cook	PARK FOREST	60466	05/03/2004	83,283	10/07/2005	
Saxon Mortgage Services, Inc.	Cook	PARK FOREST	60466	07/30/2004	155,562	02/15/2005	09/08/2005
Saxon Mortgage Services, Inc.	Cook	PARK FOREST	60466	10/19/2004	118,622	08/09/2005	
Saxon Mortgage Services, Inc.	Cook	UNIVERSITY PARK	60466	11/24/1999	75,340	12/02/2004	09/14/2005

Statewide Foreclosures for the Second Half of 2005

Institution Name	County	City	Zip	Loan Date	Loan Amount	Filing Date	Close Date
Saxon Mortgage Services, Inc.	Cook	UNIVERSITY PARK	60466	07/30/2004	90,558	11/10/2005	
Saxon Mortgage Services, Inc.	Will	PEOTONE	60468	02/28/2000	446,568	08/03/2005	
Saxon Mortgage Services, Inc.	Cook	RIGHTON PARK	60471	06/08/2001	115,373	12/13/2005	
Saxon Mortgage Services, Inc.	Cook	RIGHTON PARK	60471	05/18/2004	126,601	12/29/2004	09/26/2005
Saxon Mortgage Services, Inc.	Cook	RIGHTON PARK	60471	06/07/2004	165,676	11/09/2005	
Saxon Mortgage Services, Inc.	Cook	RIGHTON PARK	60471	12/22/2004	394,224	09/09/2005	
Saxon Mortgage Services, Inc.	Cook	RIGHTON PARK	60471	10/01/2004	49,839	10/04/2005	
Saxon Mortgage Services, Inc.	Cook	RIGHTON PARK	60471	10/28/2004	329,400	08/24/2005	
Saxon Mortgage Services, Inc.	Cook	SOUTH HOLLAND	60473	09/25/1995	85,737	12/13/2005	
Saxon Mortgage Services, Inc.	Cook	SOUTH HOLLAND	60473	09/23/2004	134,540	07/07/2005	
Saxon Mortgage Services, Inc.	Cook	SOUTH HOLLAND	60473	09/21/2004	107,268	12/16/2005	
Saxon Mortgage Services, Inc.	Cook	SOUTH HOLLAND	60473	09/21/2004	26,925	12/16/2005	
Saxon Mortgage Services, Inc.	Cook	THORNTON	60476	06/30/2003	122,977	09/07/2005	
Saxon Mortgage Services, Inc.	Cook	COUNRTY CLUB HILLS	60478	05/12/2004	137,402	07/11/2005	
Saxon Mortgage Services, Inc.	Cook	COUNRTY CLUB HILLS	60478	07/13/2004	130,930	07/07/2005	
Saxon Mortgage Services, Inc.	Will	WILMINGTON	60481	03/24/2001	135,205	10/07/2005	
Saxon Mortgage Services, Inc.	Du Page	AURORA	60504	06/13/2003	191,393	05/19/2004	12/08/2005
Saxon Mortgage Services, Inc.	Du Page	AURORA	60504	12/10/2003	120,700	10/06/2005	
Saxon Mortgage Services, Inc.	Du Page	AURORA	60504	06/18/2004	84,950	02/09/2005	11/01/2005
Saxon Mortgage Services, Inc.	Du Page	AURORA	60504	09/17/2004	142,406	10/27/2005	
Saxon Mortgage Services, Inc.	Kane	AURORA	60505	03/23/2004	128,997	10/11/2005	
Saxon Mortgage Services, Inc.	Kane	AURORA	60505	09/08/2004	123,250	12/08/2005	
Saxon Mortgage Services, Inc.	Kane	AURORA	60506	10/06/2003	146,446	08/03/2005	
Saxon Mortgage Services, Inc.	Kane	AURORA	60506	12/02/2004	185,742	10/06/2005	
Saxon Mortgage Services, Inc.	Kendall	PLANO	60545	01/31/2005	109,242	08/29/2005	
Saxon Mortgage Services, Inc.	Kendall	YORKVILLE	60560	02/15/2005	24,809	08/23/2005	
Saxon Mortgage Services, Inc.	Cook	CHICAGO	60607	12/12/2003	280,500	07/15/2005	
Saxon Mortgage Services, Inc.	Cook	CHICAGO	60609	12/28/2004	0	08/09/2005	
Saxon Mortgage Services, Inc.	Cook	CHICAGO	60610	02/20/2004	538,214	10/08/2004	09/19/2005
Saxon Mortgage Services, Inc.	Cook	CHICAGO	60610	09/30/2004	660,346	09/08/2005	
Saxon Mortgage Services, Inc.	Cook	CHICAGO	60610	09/30/2004	165,518	11/01/2005	
Saxon Mortgage Services, Inc.	Cook	CHICAGO	60613	03/31/1997	29,297	08/12/2005	
Saxon Mortgage Services, Inc.	Cook	CHICAGO	60614	08/27/2004	69,785	10/11/2005	
Saxon Mortgage Services, Inc.	Cook	CHICAGO	60614	08/27/2004	277,742	10/11/2005	
Saxon Mortgage Services, Inc.	Cook	CHICAGO	60614	01/28/2005	533,505	11/14/2005	
Saxon Mortgage Services, Inc.	Cook	CHICAGO	60615	10/01/1999	70,395	04/12/2005	12/13/2005
Saxon Mortgage Services, Inc.	Cook	CHICAGO	60617	05/31/2000	70,269	12/19/2003	07/29/2005
Saxon Mortgage Services, Inc.	Cook	CHICAGO	60617	05/07/2003	122,737	10/26/2005	
Saxon Mortgage Services, Inc.	Cook	CHICAGO	60617	05/28/2003	80,050	07/11/2005	
Saxon Mortgage Services, Inc.	Cook	CHICAGO	60617	10/21/2003	125,875	12/08/2005	

Statewide Foreclosures for the Second Half of 2005

Institution Name	County	City	Zip	Loan Date	Loan Amount	Filing Date	Close Date
Saxon Mortgage Services, Inc.	Cook	CHICAGO	60617	09/27/2004	189,027	09/08/2005	
Saxon Mortgage Services, Inc.	Cook	CHICAGO	60617	09/15/2004	85,943	11/14/2005	
Saxon Mortgage Services, Inc.	Cook	CHICAGO	60617	09/30/2004	163,546	09/08/2005	12/19/2005
Saxon Mortgage Services, Inc.	Cook	CHICAGO	60617	01/25/2005	147,152	11/14/2005	
Saxon Mortgage Services, Inc.	Cook	CHICAGO	60619	06/28/2004	193,434	11/09/2005	
Saxon Mortgage Services, Inc.	Cook	CHICAGO	60619	11/22/2002	131,226	10/13/2005	
Saxon Mortgage Services, Inc.	Cook	CHICAGO	60619	10/20/2003	67,071	12/09/2005	
Saxon Mortgage Services, Inc.	Cook	CHICAGO	60619	03/05/2004	0	12/08/2004	09/12/2005
Saxon Mortgage Services, Inc.	Cook	CHICAGO	60619	07/02/2004	160,000	07/06/2005	
Saxon Mortgage Services, Inc.	Cook	CHICAGO	60619	12/15/2004	0	09/13/2005	
Saxon Mortgage Services, Inc.	Cook	CHICAGO	60620	02/23/2001	110,032	09/20/2002	09/19/2005
Saxon Mortgage Services, Inc.	Cook	CHICAGO	60620	10/01/2003	198,521	07/25/2005	
Saxon Mortgage Services, Inc.	Cook	CHICAGO	60620	10/16/2003	127,394	07/21/2005	
Saxon Mortgage Services, Inc.	Cook	CHICAGO	60620	10/18/2004	139,632	08/11/2005	
Saxon Mortgage Services, Inc.	Cook	CHICAGO	60620	10/22/2004	91,794	08/04/2005	
Saxon Mortgage Services, Inc.	Cook	CHICAGO	60621	06/30/2004	0	11/21/2005	
Saxon Mortgage Services, Inc.	Cook	CHICAGO	60621	11/08/2004	189,386	09/07/2005	
Saxon Mortgage Services, Inc.	Cook	CHICAGO	60621	09/09/2004	166,835	12/15/2005	
Saxon Mortgage Services, Inc.	Cook	CHICAGO	60621	09/28/2004	0	09/19/2005	
Saxon Mortgage Services, Inc.	Cook	CHICAGO	60621	02/11/2005	131,794	10/07/2005	
Saxon Mortgage Services, Inc.	Cook	CHICAGO	60621	03/02/2005	80,424	10/27/2005	
Saxon Mortgage Services, Inc.	Cook	CHICAGO	60622	05/28/2004	350,665	11/16/2005	
Saxon Mortgage Services, Inc.	Cook	CHICAGO	60622	01/11/2005	0	12/02/2005	
Saxon Mortgage Services, Inc.	Cook	CHICAGO	60623	09/28/2004	119,410	09/14/2005	
Saxon Mortgage Services, Inc.	Cook	CHICAGO	60624	04/12/2000	103,310	01/14/2005	08/25/2005
Saxon Mortgage Services, Inc.	Cook	CHICAGO	60624	05/23/2003	119,344	12/14/2005	
Saxon Mortgage Services, Inc.	Cook	CHICAGO	60624	11/09/2004	0	09/14/2005	
Saxon Mortgage Services, Inc.	Cook	CHICAGO	60624	11/09/2004	0	09/14/2005	
Saxon Mortgage Services, Inc.	Cook	CHICAGO	60624	10/07/2004	184,678	09/13/2005	
Saxon Mortgage Services, Inc.	Cook	CHICAGO	60624	04/08/2005	199,652	11/28/2005	
Saxon Mortgage Services, Inc.	Cook	CHICAGO	60626	08/12/2004	138,126	10/11/2005	
Saxon Mortgage Services, Inc.	Cook	CHICAGO	60628	07/12/2000	155,266	07/19/2005	
Saxon Mortgage Services, Inc.	Cook	CHICAGO	60628	08/23/2001	62,829	06/03/2005	10/31/2005
Saxon Mortgage Services, Inc.	Cook	CHICAGO	60628	09/30/2003	89,760	10/05/2005	
Saxon Mortgage Services, Inc.	Cook	CHICAGO	60628	10/24/2003	81,500	12/08/2004	08/23/2005
Saxon Mortgage Services, Inc.	Cook	CHICAGO	60628	07/15/2004	131,174	09/20/2005	
Saxon Mortgage Services, Inc.	Cook	CHICAGO	60628	10/29/2004	102,914	11/09/2005	
Saxon Mortgage Services, Inc.	Cook	CHICAGO	60628	11/17/2004	69,303	10/05/2005	
Saxon Mortgage Services, Inc.	Cook	CHICAGO	60628	12/17/2004	87,449	11/14/2005	
Saxon Mortgage Services, Inc.	Cook	CHICAGO	60628	01/21/2005	129,750	09/22/2005	

Statewide Foreclosures for the Second Half of 2005

Institution Name	County	City	Zip	Loan Date	Loan Amount	Filing Date	Close Date
Saxon Mortgage Services, Inc.	Cook	CHICAGO	60629	07/05/2000	45,800	12/08/2005	
Saxon Mortgage Services, Inc.	Cook	CHICAGO	60629	11/26/2002	108,777	09/14/2005	
Saxon Mortgage Services, Inc.	Cook	CHICAGO	60629	09/02/2004	154,301	11/14/2005	
Saxon Mortgage Services, Inc.	Cook	CHICAGO	60629	01/21/2005	120,926	11/14/2005	
Saxon Mortgage Services, Inc.	Cook	CHICAGO	60629	04/08/2005	94,959	12/08/2005	
Saxon Mortgage Services, Inc.	Cook	CHICAGO	60629	04/27/2005	184,487	12/02/2005	
Saxon Mortgage Services, Inc.	Cook	CHICAGO	60630	07/26/2004	264,000	01/19/2005	11/28/2005
Saxon Mortgage Services, Inc.	Cook	CHICAGO	60630	10/26/2004	167,030	12/14/2005	
Saxon Mortgage Services, Inc.	Cook	CHICAGO	60634	04/27/2004	237,774	12/08/2004	09/08/2005
Saxon Mortgage Services, Inc.	Cook	CHICAGO	60636	04/03/1998	31,460	02/09/2005	08/22/2005
Saxon Mortgage Services, Inc.	Cook	CHICAGO	60636	12/18/2003	79,846	08/22/2005	
Saxon Mortgage Services, Inc.	Cook	CHICAGO	60636	02/26/2004	0	09/09/2004	08/26/2005
Saxon Mortgage Services, Inc.	Cook	CHICAGO	60636	09/08/2004	118,754	12/14/2005	
Saxon Mortgage Services, Inc.	Cook	CHICAGO	60636	12/28/2004	149,478	11/10/2005	
Saxon Mortgage Services, Inc.	Cook	CHICAGO	60636	10/01/2004	67,860	08/05/2005	
Saxon Mortgage Services, Inc.	Cook	CHICAGO	60637	07/16/2004	255,194	04/06/2005	12/07/2005
Saxon Mortgage Services, Inc.	Cook	CHICAGO	60637	10/29/2004	198,197	12/08/2005	
Saxon Mortgage Services, Inc.	Cook	CHICAGO	60637	03/18/2005	263,305	11/18/2005	
Saxon Mortgage Services, Inc.	Cook	CHICAGO	60637	03/28/2005	129,600	11/10/2005	
Saxon Mortgage Services, Inc.	Cook	CHICAGO	60639	07/27/2004	0	07/15/2005	
Saxon Mortgage Services, Inc.	Cook	CHICAGO	60639	11/18/2004	191,785	12/08/2005	
Saxon Mortgage Services, Inc.	Cook	CHICAGO	60639	12/22/2004	0	08/04/2005	
Saxon Mortgage Services, Inc.	Cook	CHICAGO	60643	03/30/2004	250,236	11/17/2004	07/26/2005
Saxon Mortgage Services, Inc.	Cook	CHICAGO	60643	12/23/2003	113,429	10/13/2005	
Saxon Mortgage Services, Inc.	Cook	CHICAGO	60643	11/29/2004	77,096	11/07/2005	
Saxon Mortgage Services, Inc.	Cook	CHICAGO	60643	03/24/2005	127,410	12/13/2005	
Saxon Mortgage Services, Inc.	Cook	CHICAGO	60644	03/31/2000	101,404	09/23/2005	
Saxon Mortgage Services, Inc.	Cook	CHICAGO	60644	02/06/2004	234,151	08/09/2005	
Saxon Mortgage Services, Inc.	Cook	CHICAGO	60644	12/02/2004	231,145	09/21/2005	
Saxon Mortgage Services, Inc.	Cook	CHICAGO	60644	01/25/2005	222,727	11/10/2005	
Saxon Mortgage Services, Inc.	Cook	CHICAGO	60646	07/18/2003	295,340	12/13/2005	
Saxon Mortgage Services, Inc.	Cook	CHICAGO	60647	11/08/2004	205,677	12/13/2005	
Saxon Mortgage Services, Inc.	Cook	CHICAGO	60647	02/17/2005	267,585	10/05/2005	
Saxon Mortgage Services, Inc.	Cook	CHICAGO	60649	12/10/2001	86,388	06/07/2005	10/06/2005
Saxon Mortgage Services, Inc.	Cook	CHICAGO	60649	05/13/2004	161,108	12/08/2005	
Saxon Mortgage Services, Inc.	Cook	CHICAGO	60649	11/23/2004	0	09/15/2005	
Saxon Mortgage Services, Inc.	Cook	CHICAGO	60651	05/03/2004	111,716	12/12/2005	
Saxon Mortgage Services, Inc.	Cook	CHICAGO	60651	09/09/2004	262,753	07/08/2005	
Saxon Mortgage Services, Inc.	Cook	CHICAGO	60651	09/09/2004	64,517	10/24/2005	
Saxon Mortgage Services, Inc.	Cook	CHICAGO	60651	10/25/2004	112,275	08/05/2005	

Statewide Foreclosures for the Second Half of 2005

Institution Name	County	City	Zip	Loan Date	Loan Amount	Filing Date	Close Date
Saxon Mortgage Services, Inc.	Cook	CHICAGO	60651	10/14/2004	143,242	12/20/2005	
Saxon Mortgage Services, Inc.	Cook	CHICAGO	60651	01/19/2005	188,513	11/09/2005	
Saxon Mortgage Services, Inc.	Cook	CHICAGO	60652	04/12/2004	176,939	12/16/2005	
Saxon Mortgage Services, Inc.	Cook	CHICAGO	60652	01/12/2001	81,859	10/05/2005	
Saxon Mortgage Services, Inc.	Cook	CHICAGO	60652	06/23/2003	220,000	09/30/2004	11/14/2005
Saxon Mortgage Services, Inc.	Cook	CHICAGO	60653	11/25/2003	307,140	06/01/2005	12/14/2005
Saxon Mortgage Services, Inc.	Cook	CHICAGO	60653	11/25/2003	76,640	06/01/2005	12/14/2005
Saxon Mortgage Services, Inc.	Cook	CHICAGO	60655	09/29/2004	224,900	09/21/2005	
Saxon Mortgage Services, Inc.	Cook	CHICAGO	60657	05/24/2004	212,834	12/03/2004	11/14/2005
Saxon Mortgage Services, Inc.	Cook	CHICAGO	60659	09/03/2004	222,511	07/07/2005	
Saxon Mortgage Services, Inc.	Cook	CICERO	60804	12/29/2003	184,665	08/17/2005	
Saxon Mortgage Services, Inc.	Cook	CICERO	60804	05/18/2002	107,194	11/03/2005	
Saxon Mortgage Services, Inc.	Cook	CICERO	60804	04/15/2004	182,481	10/11/2005	
Saxon Mortgage Services, Inc.	Cook	CICERO	60804	07/02/2004	190,069	02/09/2005	09/27/2005
Saxon Mortgage Services, Inc.	Cook	EVERGREEN PARK	60805	05/11/2004	164,716	09/21/2005	
Saxon Mortgage Services, Inc.	Cook	RIVERDALE	60827	09/22/2003	83,507	04/25/2005	11/30/2005
Saxon Mortgage Services, Inc.	Cook	RIVERDALE	60827	11/22/2004	78,572	09/07/2005	
Saxon Mortgage Services, Inc.	Kankakee	KANKAKEE	60901	08/20/1999	52,477	09/12/2002	08/31/2005
Saxon Mortgage Services, Inc.	Kankakee	KANKAKEE	60901	12/20/1999	85,073	08/08/2005	
Saxon Mortgage Services, Inc.	Kankakee	KANKAKEE	60901	11/05/2004	76,125	10/11/2005	
Saxon Mortgage Services, Inc.	Kankakee	KANKAKEE	60901	01/06/2005	61,069	11/14/2005	
Saxon Mortgage Services, Inc.	Kankakee	BOURBONNAIS	60914	10/29/2003	133,936	09/08/2005	
Saxon Mortgage Services, Inc.	Kankakee	MOMENCE	60954	11/30/2001	40,071	12/29/2003	09/28/2005
Saxon Mortgage Services, Inc.	Winnebago	CHERRY VALLEY	61016	09/22/2004	164,676	11/10/2005	
Saxon Mortgage Services, Inc.	Lee	DIXON	61021	10/07/2004	257,036	12/07/2005	
Saxon Mortgage Services, Inc.	Winnebago	DURAND	61024	06/08/2004	77,268	07/11/2005	
Saxon Mortgage Services, Inc.	Winnebago	PECATONICA	61063	06/29/1999	50,297	08/12/2005	
Saxon Mortgage Services, Inc.	Boone	POPLAR GROVE	61065	11/12/2004	0	08/23/2005	
Saxon Mortgage Services, Inc.	Whiteside	STERLING	61081	09/24/2004	54,697	10/05/2005	
Saxon Mortgage Services, Inc.	Winnebago	ROCKFORD	61101	11/18/2002	62,043	01/14/2005	08/26/2005
Saxon Mortgage Services, Inc.	Winnebago	ROCKFORD	61101	10/07/2004	80,416	09/08/2005	
Saxon Mortgage Services, Inc.	Winnebago	ROCKFORD	61103	06/12/2002	76,807	02/18/2005	08/16/2005
Saxon Mortgage Services, Inc.	Winnebago	ROCKFORD	61103	02/06/2004	71,600	02/10/2005	11/03/2005
Saxon Mortgage Services, Inc.	Winnebago	ROCKFORD	61104	09/25/2003	40,893	11/14/2005	
Saxon Mortgage Services, Inc.	Winnebago	ROCKFORD	61104	09/02/2004	66,145	10/11/2005	
Saxon Mortgage Services, Inc.	Winnebago	ROCKFORD	61114	10/17/2003	79,845	11/14/2005	
Saxon Mortgage Services, Inc.	Winnebago	MACHESNEY PARK	61115	07/02/2003	57,131	07/06/2005	
Saxon Mortgage Services, Inc.	Winnebago	MACHESNEY PARK	61115	05/04/2004	116,104	10/06/2005	
Saxon Mortgage Services, Inc.	Rock Island	ROCK ISLAND	61201	05/08/2004	61,502	10/19/2005	
Saxon Mortgage Services, Inc.	Rock Island	HAMPTON	61256	04/29/2004	107,048	10/20/2005	

Statewide Foreclosures for the Second Half of 2005

Institution Name	County	City	Zip	Loan Date	Loan Amount	Filing Date	Close Date
Saxon Mortgage Services, Inc.	Rock Island	MOLINE	61265	02/10/2000	58,240	03/31/2005	11/18/2005
Saxon Mortgage Services, Inc.	La Salle	LA SALLE	61301	07/27/2004	67,721	11/10/2005	
Saxon Mortgage Services, Inc.	La Salle	MARSEILLES	61341	10/29/2004	79,927	12/07/2005	
Saxon Mortgage Services, Inc.	La Salle	OGLESBY	61348	07/28/2004	120,016	08/10/2005	
Saxon Mortgage Services, Inc.	Knox	GALESBURG	61401	06/25/2003	42,312	11/10/2005	
Saxon Mortgage Services, Inc.	Knox	GALESBURG	61401	09/12/2003	34,450	06/15/2005	12/14/2005
Saxon Mortgage Services, Inc.	Knox	GALESBURG	61401	06/09/2004	74,238	12/08/2005	
Saxon Mortgage Services, Inc.	Knox	KNOXVILLE	61448	12/22/2003	29,671	09/08/2005	
Saxon Mortgage Services, Inc.	Stark	TOULON	61483	02/10/2004	57,264	12/12/2005	
Saxon Mortgage Services, Inc.	Fulton	CANTON	61520	01/27/2000	36,731	10/06/2005	
Saxon Mortgage Services, Inc.	Peoria	GLASFORD	61533	08/26/2003	87,010	10/07/2005	
Saxon Mortgage Services, Inc.	Tazewell	PEKIN	61554	04/08/2004	82,101	12/07/2005	
Saxon Mortgage Services, Inc.	Tazewell	PEKIN	61554	08/26/2004	47,701	08/05/2005	
Saxon Mortgage Services, Inc.	Tazewell	PEKIN	61554	03/30/2005	61,081	10/19/2005	
Saxon Mortgage Services, Inc.	Peoria	PEORIA	61602	10/23/2000	20,385	07/14/2005	
Saxon Mortgage Services, Inc.	Peoria	PEORIA	61603	03/29/2000	29,506	07/11/2005	
Saxon Mortgage Services, Inc.	Peoria	PEORIA	61603	12/08/2000	40,734	11/14/2005	
Saxon Mortgage Services, Inc.	Peoria	PEORIA	61604	12/18/2000	66,375	09/21/2005	
Saxon Mortgage Services, Inc.	Peoria	PEORIA	61604	01/22/2001	31,533	11/14/2005	
Saxon Mortgage Services, Inc.	Peoria	PEORIA	61605	01/17/2001	30,388	08/04/2005	
Saxon Mortgage Services, Inc.	Peoria	PEORIA	61605	09/19/2001	33,243	10/11/2005	
Saxon Mortgage Services, Inc.	Peoria	BARTONVILLE	61607	10/26/2001	57,382	09/15/2005	
Saxon Mortgage Services, Inc.	Tazewell	EAST PEORIA	61611	01/04/2005	157,932	10/10/2005	
Saxon Mortgage Services, Inc.	Peoria	PEORIA HEIGHTS	61614	06/23/2000	32,606	12/15/2004	10/12/2005
Saxon Mortgage Services, Inc.	Peoria	PEORIA HEIGHTS	61616	10/10/2000	44,589	10/14/2004	07/05/2005
Saxon Mortgage Services, Inc.	Mclean	BLOOMINGTON	61701	09/28/2004	72,735	08/22/2005	
Saxon Mortgage Services, Inc.	Mclean	BLOOMINGTON	61701	09/28/2004	80,454	09/26/2005	
Saxon Mortgage Services, Inc.	Mclean	BLOOMINGTON	61701	10/22/2004	122,560	08/19/2005	
Saxon Mortgage Services, Inc.	Mclean	BLOOMINGTON	61701	12/21/2004	66,265	09/22/2005	
Saxon Mortgage Services, Inc.	Mclean	BLOOMINGTON	61704	12/29/2003	50,224	09/08/2005	
Saxon Mortgage Services, Inc.	Dewitt	CLINTON	61727	04/02/2004	49,680	08/16/2005	
Saxon Mortgage Services, Inc.	Dewitt	CLINTON	61727	07/08/2004	84,504	10/06/2005	
Saxon Mortgage Services, Inc.	Mclean	GRIDLEY	61744	07/08/2003	102,012	07/20/2005	
Saxon Mortgage Services, Inc.	Mclean	NORMAL	61761	10/28/2004	75,636	09/22/2005	
Saxon Mortgage Services, Inc.	Champaign	RANTOUL	61866	04/22/2004	59,628	08/29/2005	
Saxon Mortgage Services, Inc.	Edgar	PARIS	61944	06/19/2002	72,923	10/06/2005	
Saxon Mortgage Services, Inc.	Shelby	WINDSOR	61957	01/15/2001	36,005	09/02/2005	
Saxon Mortgage Services, Inc.	Madison	ALTON	62002	10/15/2003	62,012	01/28/2005	09/28/2005
Saxon Mortgage Services, Inc.	Madison	ALTON	62002	12/14/2004	42,225	11/14/2005	
Saxon Mortgage Services, Inc.	Madison	GLEN CARBON	62034	08/02/2000	0	08/26/2005	

Statewide Foreclosures for the Second Half of 2005

Institution Name	County	City	Zip	Loan Date	Loan Amount	Filing Date	Close Date
Saxon Mortgage Services, Inc.	Madison	GRANITE CITY	62040	05/18/2002	79,490	11/15/2005	
Saxon Mortgage Services, Inc.	Madison	VENICE	62090	12/09/2004	35,886	09/09/2005	
Saxon Mortgage Services, Inc.	Saint Clair	CENTREVILLE	62203	01/21/2005	45,579	11/17/2005	
Saxon Mortgage Services, Inc.	Saint Clair	EAST SAINT LOUIS	62203	03/11/2004	46,836	11/21/2005	
Saxon Mortgage Services, Inc.	Saint Clair	EAST SAINT LOUIS	62203	01/31/2000	38,594	12/28/2004	10/26/2005
Saxon Mortgage Services, Inc.	Saint Clair	EAST SAINT LOUIS	62203	03/01/2002	51,161	02/22/2005	11/16/2005
Saxon Mortgage Services, Inc.	Saint Clair	EAST SAINT LOUIS	62203	10/18/2004	43,688	09/12/2005	
Saxon Mortgage Services, Inc.	Saint Clair	EAST SAINT LOUIS	62203	10/05/2004	12,780	12/09/2005	
Saxon Mortgage Services, Inc.	Saint Clair	EAST ST. LOUIS	62203	11/29/2004	50,007	09/08/2005	
Saxon Mortgage Services, Inc.	Saint Clair	CAHOKIA	62206	04/16/2004	61,930	11/14/2005	
Saxon Mortgage Services, Inc.	Saint Clair	BELLEVILLE	62220	09/30/2000	52,138	01/18/2005	10/25/2005
Saxon Mortgage Services, Inc.	Saint Clair	BELLEVILLE	62220	04/23/2004	38,725	11/29/2005	
Saxon Mortgage Services, Inc.	Saint Clair	BELLEVILLE	62221	07/13/2004	195,201	08/08/2005	
Saxon Mortgage Services, Inc.	Saint Clair	CASEYVILLE	62232	09/26/2003	52,458	06/02/2005	12/07/2005
Saxon Mortgage Services, Inc.	Randolph	CHESTER	62233	08/06/2004	61,432	11/04/2005	
Saxon Mortgage Services, Inc.	Jasper	NEWTON	62448	03/19/2004	117,711	12/12/2005	
Saxon Mortgage Services, Inc.	Crawford	PALESTINE	62451	04/07/2004	54,874	08/12/2005	
Saxon Mortgage Services, Inc.	Macon	DECATUR	62521	07/30/2004	32,056	12/08/2005	
Saxon Mortgage Services, Inc.	Macon	DECATUR	62526	09/17/1998	46,971	11/29/2004	11/01/2005
Saxon Mortgage Services, Inc.	Menard	ATHENS	62613	04/30/2003	112,611	11/16/2005	
Saxon Mortgage Services, Inc.	Mason	HAVANA	62644	10/13/2004	51,300	08/01/2005	
Saxon Mortgage Services, Inc.	Morgan	JACKSONVILLE	62650	03/29/2001	37,451	12/06/2004	08/23/2005
Saxon Mortgage Services, Inc.	Logan	LINCOLN	62656	06/08/1999	72,465	08/19/2005	
Saxon Mortgage Services, Inc.	Scott	WINCHESTER	62694	05/21/2004	66,493	10/11/2005	
Saxon Mortgage Services, Inc.	Scott	WINCHESTER	62694	04/25/2005	15,149	12/06/2005	
Saxon Mortgage Services, Inc.	Sangamon	SPRINGFIELD	62702	02/21/2002	24,394	11/09/2005	
Saxon Mortgage Services, Inc.	Sangamon	SPRINGFIELD	62703	04/23/2004	76,929	10/18/2005	
Saxon Mortgage Services, Inc.	Sangamon	SPRINGFIELD	62703	06/18/2004	43,906	02/17/2005	10/04/2005
Saxon Mortgage Services, Inc.	Sangamon	SPRINGFIELD	62707	06/11/2004	111,725	07/13/2005	
Saxon Mortgage Services, Inc.	Franklin	CHRISTOPHER	62822	07/25/2003	47,350	11/17/2005	
Saxon Mortgage Services, Inc.	Marion	SALEM	62881	11/16/1999	65,612	12/13/2004	08/09/2005
Saxon Mortgage Services, Inc.	Marion	SALEM	62881	01/31/2000	29,894	08/03/2005	
Saxon Mortgage Services, Inc.	Perry	TAMAROA	62888	09/03/2004	55,784	07/19/2005	
Saxon Mortgage Services, Inc.	Franklin	WEST FRANKFORT	62896	12/21/2004	49,949	08/11/2005	
Saxon Mortgage Services, Inc.	Jackson	GORHAM	62940	05/14/2004	54,418	08/08/2005	
Saxon Mortgage Services, Inc.	Johnson	GRANTSBURG	62943	04/17/2001	54,900	10/11/2005	
Saxon Mortgage Services, Inc.	Saline	HARRISBURG	62946	07/27/2004	55,747	06/16/2005	12/28/2005
Saxon Mortgage Services, Inc.	Saline	HARRISBURG	62946	04/06/2005	0	10/17/2005	
Saxon Mortgage Services, Inc.	Massac	METROPOLIS	62960	03/21/2003	61,041	09/27/2005	
Security Bank, S.B.	Sangamon	Springfield	62704	08/11/2003	141,857	07/01/2005	10/14/2005

Statewide Foreclosures for the Second Half of 2005

Institution Name	County	City	Zip	Loan Date	Loan Amount	Filing Date	Close Date
Security Savings Bank	Henderson	Oquawka	61469	01/07/2000	39,000	01/21/2005	10/16/2005
Security State Bank of Hamilton	Hancock	Hamilton	62341	06/30/1999	34,825	06/08/2005	
Security State Bank of Hamilton	Hancock	Hamilton	62341	09/28/2001	64,000	08/01/2005	
Select Portfolio Servicing, Inc.	COOK	DES PLAINES	60016	12/31/2001	141,939	11/14/2005	
Select Portfolio Servicing, Inc.	COOK	DES PLAINES	60016	05/30/2003	128,843	10/31/2005	
Select Portfolio Servicing, Inc.	Lake	FOX LAKE	60020	08/10/2000	127,683	08/08/2005	
Select Portfolio Servicing, Inc.	Lake	GLENVIEW	60025	05/27/1999	202,364	09/21/2005	
Select Portfolio Servicing, Inc.	Lake	HIGHLAND PARK	60035	03/22/2002	321,522	09/20/2005	
Select Portfolio Servicing, Inc.	Lake	INGLESIDE	60041	09/28/2000	136,023	10/07/2005	
Select Portfolio Servicing, Inc.	Lake	INGLESIDE	60041	07/28/1999	51,153	11/08/2005	
Select Portfolio Servicing, Inc.	Lake	LAKE FOREST	60045	04/10/2002	499,712	11/18/2005	
Select Portfolio Servicing, Inc.	Lake	LAKE VILLA	60046	02/06/2002	323,147	10/27/2005	
Select Portfolio Servicing, Inc.	Lake	Libertyville	60048	08/25/1997	64,511	12/09/2005	
Select Portfolio Servicing, Inc.	McHenry	MCHENRY	60051	01/21/2005	121,914	09/08/2005	
Select Portfolio Servicing, Inc.	McHenry	MCHENRY	60051	12/29/2004	63,890	10/24/2005	
Select Portfolio Servicing, Inc.	Lake	MUNDELDIN	60060	10/16/1998	92,467	12/13/2005	
Select Portfolio Servicing, Inc.	Lake	ROUND LAKE PARK	60073	05/28/2002	121,030	11/18/2005	
Select Portfolio Servicing, Inc.	Lake	WAUCONDA	60084	01/14/2005	112,727	10/12/2005	
Select Portfolio Servicing, Inc.	Lake	WAUKEGAN	60085	10/22/2003	92,522	10/13/2005	
Select Portfolio Servicing, Inc.	Lake	WAUKEGAN	60085	09/23/1997	22,404	12/01/2005	
Select Portfolio Servicing, Inc.	Lake	BEACH PARK	60087	07/25/2001	145,313	07/22/2005	
Select Portfolio Servicing, Inc.	McHenry	WONDER LAKE	60097	03/02/2005	250,995	10/19/2005	
Select Portfolio Servicing, Inc.	Lake	ZION	60099	09/04/2002	138,400	10/20/2005	
Select Portfolio Servicing, Inc.	Lake	ZION	60099	09/24/2002	108,919	12/06/2005	
Select Portfolio Servicing, Inc.	Lake	ZION	60099	01/18/2002	163,419	11/22/2005	
Select Portfolio Servicing, Inc.	DUPAGE	ADDISON	60101	10/25/2002	139,912	09/15/2005	
Select Portfolio Servicing, Inc.	DUPAGE	ADDISON	60101	07/14/2000	19,493	08/09/2005	
Select Portfolio Servicing, Inc.	COOK	BARTLETT	60103	11/30/1994	29,332	12/09/2005	
Select Portfolio Servicing, Inc.	COOK	BELLWOOD	60104	12/18/1998	33,270	11/14/2005	
Select Portfolio Servicing, Inc.	Cook	STREAMWOOD	60107	10/16/2000	29,755	08/02/2005	
Select Portfolio Servicing, Inc.	Cook	STREAMWOOD	60107	11/14/2000	38,797	08/11/2005	
Select Portfolio Servicing, Inc.	Cook	STREAMWOOD	60107	07/21/1998	61,332	10/18/2005	
Select Portfolio Servicing, Inc.	Cook	STREAMWOOD	60107	03/28/2002	306,597	12/06/2005	
Select Portfolio Servicing, Inc.	DUPAGE	BLOOMINGDALE	60108	12/23/2004	209,333	12/06/2005	
Select Portfolio Servicing, Inc.	KANE	CARPENTERSV	60110	05/28/2002	108,534	10/07/2005	
Select Portfolio Servicing, Inc.	KANE	CARPENTERSVILLE	60110	05/22/2003	189,360	11/29/2005	
Select Portfolio Servicing, Inc.	KANE	CARPENTERSVILLE	60110	12/27/2001	139,058	10/13/2005	
Select Portfolio Servicing, Inc.	KANE	CARPENTERSVILLE	60110	12/21/1999	116,902	10/12/2005	
Select Portfolio Servicing, Inc.	DEKALB	DEKALB	60115	09/26/1997	129,593	11/01/2005	
Select Portfolio Servicing, Inc.	Kane	ELGIN	60120	02/14/2002	194,618	11/03/2005	

Statewide Foreclosures for the Second Half of 2005

Institution Name	County	City	Zip	Loan Date	Loan Amount	Filing Date	Close Date
Select Portfolio Servicing, Inc.	DUPAGE	ELMHURST	60126	12/27/2000	24,943	09/29/2005	
Select Portfolio Servicing, Inc.	DUPAGE	ELMHURST	60126	07/17/2000	122,354	08/24/2005	
Select Portfolio Servicing, Inc.	COOK	FRANKLIN PK	60131	11/17/2000	124,287	08/01/2005	
Select Portfolio Servicing, Inc.	DUPAGE	GLENDALE HEIGHTS	60139	07/31/2000	41,962	09/29/2005	
Select Portfolio Servicing, Inc.	DuPage	ITASCA	60143	02/27/2003	235,616	09/14/2005	
Select Portfolio Servicing, Inc.	DuPage	LOMBARD	60148	08/06/2001	190,576	07/22/2005	
Select Portfolio Servicing, Inc.	Kane	MAPLE PARK	60151	03/28/2002	139,738	08/24/2005	
Select Portfolio Servicing, Inc.	Cook	BROADVIEW	60153	12/21/1999	58,261	11/18/2005	
Select Portfolio Servicing, Inc.	Cook	MAYWOOD	60153	08/10/2001	67,348	08/16/2005	
Select Portfolio Servicing, Inc.	Cook	MAYWOOD	60153	09/11/2002	122,578	10/04/2005	
Select Portfolio Servicing, Inc.	Cook	MAYWOOD	60153	10/15/2001	123,200	08/16/2005	
Select Portfolio Servicing, Inc.	Cook	MAYWOOD	60153	11/20/2000	115,195	07/28/2005	
Select Portfolio Servicing, Inc.	COOK	HILLSIDE	60162	10/30/2002	166,218	09/28/2005	
Select Portfolio Servicing, Inc.	COOK	BERKELEY	60163	11/03/2004	265,787	10/14/2005	
Select Portfolio Servicing, Inc.	COOK	SCHAUMBURG	60173	11/19/1998	69,832	11/15/2005	
Select Portfolio Servicing, Inc.	COOK	SHILLER PARK	60176	11/07/1997	73,422	08/03/2005	
Select Portfolio Servicing, Inc.	DUPAGE	VILLA PARK	60181	07/19/2001	158,474	08/24/2005	
Select Portfolio Servicing, Inc.	DU PAGE	WINFIELD	60190	10/28/2004	232,590	11/03/2005	
Select Portfolio Servicing, Inc.	DU PAGE	WINFIELD	60190	02/07/2005	202,108	12/15/2005	
Select Portfolio Servicing, Inc.	DU PAGE	WOOD DALE	60191	11/24/1999	148,629	08/31/2005	
Select Portfolio Servicing, Inc.	COOK	SCHAUMBURG	60194	06/24/2002	111,818	09/27/2005	
Select Portfolio Servicing, Inc.	COOK	SCHAUMBURG	60194	07/29/2004	159,584	08/18/2005	
Select Portfolio Servicing, Inc.	COOK	HOFFMAN ESTATES	60195	04/22/2002	153,817	10/04/2005	
Select Portfolio Servicing, Inc.	Cook	OAK PARK	60304	05/22/2001	105,481	09/29/2005	
Select Portfolio Servicing, Inc.	Cook	BERWYN	60402	03/11/2002	109,686	11/01/2005	
Select Portfolio Servicing, Inc.	Cook	BLUE ISLAND	60406	08/12/2002	124,859	08/26/2005	
Select Portfolio Servicing, Inc.	Cook	CALUMET CITY	60409	10/06/2004	143,896	10/18/2005	
Select Portfolio Servicing, Inc.	Cook	CALUMET CITY	60409	02/02/2005	57,600	08/25/2005	
Select Portfolio Servicing, Inc.	Cook	CALUMET CITY	60409	09/10/2001	70,012	12/06/2005	
Select Portfolio Servicing, Inc.	Cook	CALUMET CITY	60409	12/06/2001	76,667	12/06/2005	
Select Portfolio Servicing, Inc.	Cook	CALUMET CITY	60409	07/11/2001	110,820	09/14/2005	
Select Portfolio Servicing, Inc.	Cook	CALUMET CITY	60409	03/13/2000	67,076	09/19/2005	
Select Portfolio Servicing, Inc.	Will	CHANNAHON	60410	08/04/2000	102,896	10/13/2005	
Select Portfolio Servicing, Inc.	Cook	CHICAGO HEIGHTS	60411	04/10/1998	67,437	07/22/2005	
Select Portfolio Servicing, Inc.	Cook	CHICAGO HEIGHTS	60411	03/22/2002	75,618	10/27/2005	
Select Portfolio Servicing, Inc.	Cook	CHICAGO HEIGHTS	60411	06/05/1998	22,410	08/09/2005	
Select Portfolio Servicing, Inc.	Cook	CHICAGO HEIGHTS	60411	02/08/1999	32,780	11/28/2005	
Select Portfolio Servicing, Inc.	Cook	CHICAGO HEIGHTS	60411	05/25/2001	52,067	09/12/2005	
Select Portfolio Servicing, Inc.	Cook	CHICAGO HEIGHTS	60411	12/04/1998	58,070	11/14/2005	
Select Portfolio Servicing, Inc.	Cook	CHICAGO HEIGHTS	60411	05/31/2001	110,230	09/29/2005	

Statewide Foreclosures for the Second Half of 2005

Institution Name	County	City	Zip	Loan Date	Loan Amount	Filing Date	Close Date
Select Portfolio Servicing, Inc.	Cook	CHICAGO HTS	60411	04/29/1997	34,100	09/12/2005	
Select Portfolio Servicing, Inc.	Cook	FORD HEIGHTS	60411	05/01/1995	20,269	12/06/2005	
Select Portfolio Servicing, Inc.	Cook	FORD HEIGHTS	60411	08/29/1998	54,314	08/17/2005	
Select Portfolio Servicing, Inc.	Cook	FORD HEIGHTS	60411	02/17/2000	32,004	11/22/2005	
Select Portfolio Servicing, Inc.	Cook	FORD HEIGHTS	60411	12/22/1999	38,724	11/03/2005	
Select Portfolio Servicing, Inc.	Cook	SAUK VILLAGE	60411	08/31/1998	62,875	11/22/2005	
Select Portfolio Servicing, Inc.	Cook	CHICAGO RIDGE	60415	10/11/2000	24,287	11/08/2005	
Select Portfolio Servicing, Inc.	Will	CRETE	60417	07/31/1998	136,222	10/06/2005	
Select Portfolio Servicing, Inc.	Cook	DOLTON	60419	03/12/2003	100,000	11/21/2005	
Select Portfolio Servicing, Inc.	Cook	DOLTON	60419	09/30/2002	111,946	12/06/2005	
Select Portfolio Servicing, Inc.	Cook	DOLTON	60419	09/25/2004	129,819	12/14/2005	
Select Portfolio Servicing, Inc.	Cook	DOLTON	60419	12/06/2004	64,688	10/12/2005	
Select Portfolio Servicing, Inc.	Cook	DOLTON	60419	04/14/2000	75,961	10/31/2005	
Select Portfolio Servicing, Inc.	Cook	DOLTON	60419	10/26/2000	102,576	07/04/2005	
Select Portfolio Servicing, Inc.	Cook	DOLTON	60419	04/03/2001	53,597	12/09/2005	
Select Portfolio Servicing, Inc.	Cook	DOLTON	60419	04/19/2001	37,985	10/14/2005	
Select Portfolio Servicing, Inc.	Cook	DOLTON	60419	09/22/1999	128,985	12/14/2005	
Select Portfolio Servicing, Inc.	Cook	DOLTON	60419	03/16/2000	76,648	12/06/2005	
Select Portfolio Servicing, Inc.	Cook	GLENWOOD	60425	09/13/2001	66,225	09/03/2005	
Select Portfolio Servicing, Inc.	Cook	GLENWOOD	60425	01/10/2000	97,347	09/22/2005	
Select Portfolio Servicing, Inc.	Cook	GLENWOOD	60425	02/22/2001	155,791	07/15/2005	
Select Portfolio Servicing, Inc.	Cook	DIXMOOR	60426	08/20/1999	35,817	08/26/2005	
Select Portfolio Servicing, Inc.	Cook	HARVEY	60426	07/29/2004	94,209	10/06/2005	
Select Portfolio Servicing, Inc.	Cook	HARVEY	60426	12/12/2000	23,376	07/06/2005	
Select Portfolio Servicing, Inc.	Cook	HARVEY	60426	07/01/1997	33,884	09/15/2005	
Select Portfolio Servicing, Inc.	Cook	HARVEY	60426	03/19/1998	59,437	07/29/2005	
Select Portfolio Servicing, Inc.	Cook	HARVEY	60426	12/21/2001	70,267	07/07/2005	
Select Portfolio Servicing, Inc.	Cook	HARVEY	60426	05/25/2001	69,963	11/03/2005	
Select Portfolio Servicing, Inc.	Cook	MARKHAM	60426	08/11/1998	66,658	11/21/2005	
Select Portfolio Servicing, Inc.	Cook	MARKHAM	60426	08/09/2000	54,058	10/14/2005	
Select Portfolio Servicing, Inc.	Cook	MARKHAM	60426	01/05/2001	60,620	12/14/2005	
Select Portfolio Servicing, Inc.	Cook	MARKHAM	60426	11/15/2000	58,235	09/16/2005	
Select Portfolio Servicing, Inc.	Cook	PHOENIX	60426	06/01/1997	77,469	11/29/2005	
Select Portfolio Servicing, Inc.	Cook	PHOENIX	60426	09/25/1997	49,758	12/13/2005	
Select Portfolio Servicing, Inc.	Cook	PHOENIX	60426	09/01/1998	59,342	11/14/2005	
Select Portfolio Servicing, Inc.	Cook	ROBBINS	60426	11/23/1998	54,772	11/03/2005	
Select Portfolio Servicing, Inc.	Cook	HAZEL CREST	60429	07/12/1999	282,822	09/20/2005	
Select Portfolio Servicing, Inc.	Cook	HAZEL CREST	60429	09/29/2000	98,086	07/01/2005	
Select Portfolio Servicing, Inc.	Cook	HAZEL CREST	60429	11/17/1997	102,025	07/07/2005	
Select Portfolio Servicing, Inc.	Cook	HAZEL CREST	60429	08/19/1998	125,994	10/13/2005	

Statewide Foreclosures for the Second Half of 2005

Institution Name	County	City	Zip	Loan Date	Loan Amount	Filing Date	Close Date
Select Portfolio Servicing, Inc.	Cook	HAZEL CREST	60429	05/28/1999	90,408	07/29/2005	
Select Portfolio Servicing, Inc.	Cook	HAZEL CREST	60429	11/23/1999	50,347	10/07/2005	
Select Portfolio Servicing, Inc.	Cook	HAZEL CREST	60429	07/22/1998	22,562	12/15/2005	
Select Portfolio Servicing, Inc.	Cook	HAZELCREST	60429	08/30/2002	183,731	11/28/2005	
Select Portfolio Servicing, Inc.	Cook	HAZELCREST	60429	12/16/1997	119,957	11/29/2005	
Select Portfolio Servicing, Inc.	Cook	HAZELCREST	60429	08/15/1995	60,534	11/03/2005	
Select Portfolio Servicing, Inc.	Cook	HOMEWOOD	60430	12/13/1995	93,834	10/17/2005	
Select Portfolio Servicing, Inc.	Cook	HOMEWOOD	60430	06/26/2000	25,063	10/27/2005	
Select Portfolio Servicing, Inc.	Cook	HOMEWOOD	60430	05/16/1994	81,036	08/01/2005	
Select Portfolio Servicing, Inc.	Will	JOLIET	60432	01/30/2002	29,227	10/17/2005	
Select Portfolio Servicing, Inc.	Will	JOLIET	60433	01/27/1999	52,038	11/03/2005	
Select Portfolio Servicing, Inc.	Will	JOLIET	60433	06/18/1997	19,628	09/14/2005	
Select Portfolio Servicing, Inc.	Will	JOLIET	60433	12/24/1997	52,115	07/29/2005	
Select Portfolio Servicing, Inc.	Will	JOLIET	60435	01/31/2005	119,923	11/03/2005	
Select Portfolio Servicing, Inc.	WILL	JOLIET	60435	02/26/1999	87,668	07/25/2005	
Select Portfolio Servicing, Inc.	WILL	JOLIET	60435	05/22/2001	112,637	07/26/2005	
Select Portfolio Servicing, Inc.	Will	JOLIET	60436	11/13/2002	59,467	07/18/2005	
Select Portfolio Servicing, Inc.	Will	BOLINGBROOK	60440	05/14/2001	155,892	08/16/2005	
Select Portfolio Servicing, Inc.	Will	BOLINGBROOK	60440	11/21/2001	134,460	11/18/2005	
Select Portfolio Servicing, Inc.	Will	BOLINGBROOK	60440	04/04/1996	57,336	09/15/2005	
Select Portfolio Servicing, Inc.	Will	BOLINGBROOK	60440	07/25/2001	57,049	07/28/2005	
Select Portfolio Servicing, Inc.	Will	LOCKPORT	60441	10/17/2002	90,350	07/08/2005	
Select Portfolio Servicing, Inc.	Will	LOCKPORT	60441	07/19/2002	239,453	09/27/2005	
Select Portfolio Servicing, Inc.	Cook	MATTESON	60443	05/21/2002	103,595	08/17/2005	
Select Portfolio Servicing, Inc.	Cook	MATTESON	60443	05/30/2002	130,064	08/08/2005	
Select Portfolio Servicing, Inc.	Will	ROMEOVILLE	60446	10/14/2004	151,801	09/16/2005	
Select Portfolio Servicing, Inc.	Will	ROMEOVILLE	60446	04/26/2001	189,092	08/31/2005	
Select Portfolio Servicing, Inc.	Will	NEW LENOX	60451	11/24/1997	125,478	12/14/2005	
Select Portfolio Servicing, Inc.	Will	NEW LENOX	60451	03/18/1999	158,998	09/27/2005	
Select Portfolio Servicing, Inc.	Cook	OAK FOREST	60452	10/05/2001	110,469	11/22/2005	
Select Portfolio Servicing, Inc.	Cook	OAK LAWN	60453	09/04/2001	61,712	09/08/2005	
Select Portfolio Servicing, Inc.	Cook	OAK LAWN	60453	05/24/1999	111,870	07/28/2005	
Select Portfolio Servicing, Inc.	Cook	OLYMPIA FIELDS	60461	12/20/2001	227,560	09/12/2005	
Select Portfolio Servicing, Inc.	Cook	OLYMPIA FIELDS	60461	08/31/1998	170,943	10/12/2005	
Select Portfolio Servicing, Inc.	Cook	OLYMPIA FIELDS	60461	11/30/1999	262,318	11/14/2005	
Select Portfolio Servicing, Inc.	Cook	PARK FOREST	60466	05/08/1998	88,124	09/27/2005	
Select Portfolio Servicing, Inc.	Cook	PARK FOREST	60466	09/30/1998	74,328	12/09/2005	
Select Portfolio Servicing, Inc.	Cook	PARK FOREST	60466	05/24/2000	80,059	10/03/2005	
Select Portfolio Servicing, Inc.	Cook	PARK FOREST	60466	04/16/2001	56,301	11/29/2005	
Select Portfolio Servicing, Inc.	Cook	PARK FOREST	60466	02/22/2001	100,849	11/03/2005	

Statewide Foreclosures for the Second Half of 2005

Institution Name	County	City	Zip	Loan Date	Loan Amount	Filing Date	Close Date
Select Portfolio Servicing, Inc.	COOK	UNIVERSITY PARK	60466	06/28/2002	100,800	07/14/2005	
Select Portfolio Servicing, Inc.	COOK	UNIVERSITY PARK	60466	12/08/1999	41,316	09/07/2005	
Select Portfolio Servicing, Inc.	COOK	UNIVERSITY PARK	60466	01/31/2000	166,429	12/06/2005	
Select Portfolio Servicing, Inc.	Cook	SOUTH HOLLA	60470	05/22/1998	60,650	09/27/2005	
Select Portfolio Servicing, Inc.	Cook	RIGHTON PARK	60471	07/02/2002	107,006	11/29/2005	
Select Portfolio Servicing, Inc.	Cook	RIGHTON PARK	60471	08/09/2000	59,384	12/16/2005	
Select Portfolio Servicing, Inc.	Cook	RIGHTON PARK	60471	11/22/2004	200,534	11/28/2005	
Select Portfolio Servicing, Inc.	Cook	RIGHTON PARK	60471	01/28/2000	258,569	10/31/2005	
Select Portfolio Servicing, Inc.	Cook	RIGHTON PARK	60471	04/16/1998	128,625	09/09/2005	
Select Portfolio Servicing, Inc.	Cook	RIGHTON PARK	60471	10/20/1999	60,161	11/14/2005	
Select Portfolio Servicing, Inc.	Cook	ROBBINS	60472	02/05/1998	36,659	11/14/2005	
Select Portfolio Servicing, Inc.	Cook	SOUTH HOLLAND	60473	05/28/1999	100,504	12/15/2005	
Select Portfolio Servicing, Inc.	Cook	SOUTH HOLLAND	60473	10/19/2000	108,310	08/09/2005	
Select Portfolio Servicing, Inc.	Cook	SOUTH HOLLAND	60473	02/11/2000	110,776	09/22/2005	
Select Portfolio Servicing, Inc.	Cook	TINLEY PARK	60477	01/23/2003	156,290	10/05/2005	
Select Portfolio Servicing, Inc.	Cook	TINLEY PARK	60477	08/30/2004	499,000	10/05/2005	
Select Portfolio Servicing, Inc.	Cook	TINLEY PARK	60477	03/30/1998	51,191	09/20/2005	
Select Portfolio Servicing, Inc.	Cook	COUNRTY CLUB HILLS	60478	06/23/1999	93,552	10/14/2005	
Select Portfolio Servicing, Inc.	Cook	COUNRTY CLUB HILLS	60478	12/20/2000	59,913	10/12/2005	
Select Portfolio Servicing, Inc.	Cook	COUNTRY CLUB HILLS	60478	04/01/1997	62,078	10/03/2005	
Select Portfolio Servicing, Inc.	Cook	COUNTRY CLUB HILLS	60478	10/09/1998	121,576	08/31/2005	
Select Portfolio Servicing, Inc.	Cook	COUNTRY CLUB HILLS	60478	04/30/1999	86,263	11/22/2005	
Select Portfolio Servicing, Inc.	Du Page	AURORA	60504	04/01/1997	88,152	10/27/2005	
Select Portfolio Servicing, Inc.	KANE	AURORA	60505	11/26/2001	85,137	09/27/2005	
Select Portfolio Servicing, Inc.	Kane	AURORA	60506	04/30/2002	79,939	10/25/2005	
Select Portfolio Servicing, Inc.	Kane	AURORA	60506	06/30/2003	188,230	10/31/2005	
Select Portfolio Servicing, Inc.	Kane	AURORA	60506	10/26/1998	84,745	07/25/2005	
Select Portfolio Servicing, Inc.	KANE	AURORA	60507	06/01/2001	251,365	08/16/2005	
Select Portfolio Servicing, Inc.	Kane	BATAVIA	60510	07/14/1999	276,112	08/24/2005	
Select Portfolio Servicing, Inc.	Kane	BATAVIA	60510	09/30/1999	205,747	08/08/2005	
Select Portfolio Servicing, Inc.	Du Page	DOWNERS GROVE	60516	09/14/2004	154,824	11/01/2005	
Select Portfolio Servicing, Inc.	DUPAGE	HINDSDALE	60521	04/15/2002	470,511	09/28/2005	
Select Portfolio Servicing, Inc.	DUPAGE	HINDSDALE	60521	09/30/2002	399,434	08/30/2005	
Select Portfolio Servicing, Inc.	DUPAGE	WILLOWBROOK	60527	09/01/2004	187,587	11/03/2005	
Select Portfolio Servicing, Inc.	KENDALL	MONTGOMERY	60538	06/18/1999	122,422	10/03/2005	
Select Portfolio Servicing, Inc.	WILL	PLAINFIELD	60544	01/29/2003	200,600	11/29/2005	
Select Portfolio Servicing, Inc.	WILL	PLAINFIELD	60544	02/14/2005	194,074	11/18/2005	
Select Portfolio Servicing, Inc.	Kendall	PLANO	60545	11/12/2004	137,628	12/11/2005	
Select Portfolio Servicing, Inc.	Cook	CHICAGO	60603	12/28/1998	43,640	11/10/2005	
Select Portfolio Servicing, Inc.	Cook	MARKHAM	60606	12/27/2000	67,725	11/28/2005	

Statewide Foreclosures for the Second Half of 2005

Institution Name	County	City	Zip	Loan Date	Loan Amount	Filing Date	Close Date
Select Portfolio Servicing, Inc.	Cook	CHICAGO	60609	02/03/2005	126,302	09/15/2005	
Select Portfolio Servicing, Inc.	Cook	CHICAGO	60609	05/06/1998	65,780	09/03/2005	
Select Portfolio Servicing, Inc.	Cook	CHICAGO	60610	03/08/2001	118,402	10/12/2005	
Select Portfolio Servicing, Inc.	Cook	CHICAGO	60610	08/01/2003	170,157	11/01/2005	
Select Portfolio Servicing, Inc.	Cook	CHICAGO	60611	12/23/2003	316,779	10/31/2005	
Select Portfolio Servicing, Inc.	Cook	CHICAGO	60612	03/12/1999	59,591	11/09/2005	
Select Portfolio Servicing, Inc.	Cook	CHICAGO	60612	10/07/1997	15,585	10/17/2005	
Select Portfolio Servicing, Inc.	Cook	CHICAGO	60614	09/10/1998	173,719	08/02/2005	
Select Portfolio Servicing, Inc.	Cook	CHICAGO	60615	07/05/2002	224,887	08/16/2005	
Select Portfolio Servicing, Inc.	Cook	CHICAGO	60615	06/17/1999	38,996	12/09/2005	
Select Portfolio Servicing, Inc.	Cook	CHICAGO	60616	12/09/2002	179,896	09/19/2005	
Select Portfolio Servicing, Inc.	Cook	CHICAGO	60617	09/06/1996	62,610	10/06/2005	
Select Portfolio Servicing, Inc.	Cook	CHICAGO	60617	08/12/2002	123,034	10/18/2005	
Select Portfolio Servicing, Inc.	Cook	CHICAGO	60617	07/23/1999	58,422	07/07/2005	
Select Portfolio Servicing, Inc.	Cook	CHICAGO	60617	04/21/2000	16,434	09/22/2005	
Select Portfolio Servicing, Inc.	Cook	CHICAGO	60617	06/11/2001	54,407	07/13/2005	
Select Portfolio Servicing, Inc.	Cook	CHICAGO	60617	10/06/2004	130,015	08/08/2005	
Select Portfolio Servicing, Inc.	Cook	CHICAGO	60617	02/28/2005	163,730	10/12/2005	
Select Portfolio Servicing, Inc.	Cook	CHICAGO	60617	09/25/1997	55,216	09/12/2005	
Select Portfolio Servicing, Inc.	Cook	CHICAGO	60617	06/27/1998	87,395	12/14/2005	
Select Portfolio Servicing, Inc.	Cook	CHICAGO	60617	12/11/1998	29,092	08/26/2005	
Select Portfolio Servicing, Inc.	Cook	CHICAGO	60617	12/14/1998	105,945	09/28/2005	
Select Portfolio Servicing, Inc.	Cook	CHICAGO	60617	11/08/1996	85,830	07/21/2005	
Select Portfolio Servicing, Inc.	Cook	CHICAGO	60617	09/12/1995	34,668	11/03/2005	
Select Portfolio Servicing, Inc.	Cook	CHICAGO	60617	07/28/2000	63,374	07/18/2005	
Select Portfolio Servicing, Inc.	Cook	CHICAGO	60617	04/09/1999	58,715	09/16/2005	
Select Portfolio Servicing, Inc.	Cook	CHICAGO	60617	07/27/1999	108,601	09/16/2005	
Select Portfolio Servicing, Inc.	Cook	CHICAGO	60617	10/27/1998	69,974	08/29/2005	
Select Portfolio Servicing, Inc.	Cook	CHICAGO	60619	07/17/2001	186,816	07/18/2005	
Select Portfolio Servicing, Inc.	Cook	CHICAGO	60619	10/20/2004	89,999	07/27/2005	
Select Portfolio Servicing, Inc.	Cook	CHICAGO	60619	11/05/2004	129,910	12/06/2005	
Select Portfolio Servicing, Inc.	Cook	CHICAGO	60619	01/25/2005	159,097	09/29/2005	
Select Portfolio Servicing, Inc.	Cook	CHICAGO	60619	07/18/2000	115,312	10/07/2005	
Select Portfolio Servicing, Inc.	Cook	CHICAGO	60619	08/13/1992	23,820	10/21/2005	
Select Portfolio Servicing, Inc.	Cook	CHICAGO	60619	02/22/1999	68,847	11/03/2005	
Select Portfolio Servicing, Inc.	Cook	CHICAGO	60619	05/21/1999	92,676	08/17/2005	
Select Portfolio Servicing, Inc.	Cook	CHICAGO	60619	10/25/1994	84,326	11/21/2005	
Select Portfolio Servicing, Inc.	Cook	CHICAGO	60619	09/22/2000	137,164	10/12/2005	
Select Portfolio Servicing, Inc.	Cook	CHICAGO	60619	03/06/2001	109,666	11/18/2005	
Select Portfolio Servicing, Inc.	Cook	CHICAGO	60620	08/17/2001	71,239	10/24/2005	

Statewide Foreclosures for the Second Half of 2005

Institution Name	County	City	Zip	Loan Date	Loan Amount	Filing Date	Close Date
Select Portfolio Servicing, Inc.	Cook	CHICAGO	60620	10/14/2004	167,000	12/06/2005	
Select Portfolio Servicing, Inc.	Cook	CHICAGO	60620	11/12/1997	25,549	08/03/2005	
Select Portfolio Servicing, Inc.	Cook	CHICAGO	60620	11/24/1998	112,572	11/08/2005	
Select Portfolio Servicing, Inc.	Cook	CHICAGO	60621	11/22/2004	129,825	10/05/2005	
Select Portfolio Servicing, Inc.	Cook	CHICAGO	60621	07/01/2002	49,500	07/19/2005	
Select Portfolio Servicing, Inc.	Cook	CHICAGO	60621	11/10/1999	39,102	09/30/2005	
Select Portfolio Servicing, Inc.	Cook	CHICAGO	60621	06/08/1999	78,365	09/16/2005	
Select Portfolio Servicing, Inc.	Cook	CHICAGO	60621	07/29/1999	66,260	09/23/2005	
Select Portfolio Servicing, Inc.	Cook	CHICAGO	60621	10/22/1999	124,770	10/18/2005	
Select Portfolio Servicing, Inc.	Cook	CHICAGO	60622	06/29/2001	262,569	11/18/2005	
Select Portfolio Servicing, Inc.	Cook	CHICAGO	60623	09/25/2002	187,794	09/15/2005	
Select Portfolio Servicing, Inc.	Cook	CHICAGO	60623	06/24/2004	202,986	09/08/2005	
Select Portfolio Servicing, Inc.	Cook	CHICAGO	60624	12/17/2001	155,548	11/03/2005	
Select Portfolio Servicing, Inc.	Cook	CHICAGO	60624	08/13/2002	152,921	11/10/2005	
Select Portfolio Servicing, Inc.	Cook	CHICAGO	60624	10/23/2000	21,466	08/31/2005	
Select Portfolio Servicing, Inc.	Cook	CHICAGO	60624	10/28/1997	73,219	11/18/2005	
Select Portfolio Servicing, Inc.	Cook	CHICAGO	60624	02/11/1999	55,286	07/08/2005	
Select Portfolio Servicing, Inc.	Cook	CHICAGO	60624	02/07/2000	86,649	10/19/2005	
Select Portfolio Servicing, Inc.	Cook	CHICAGO	60624	06/08/2000	133,557	09/28/2005	
Select Portfolio Servicing, Inc.	Cook	CHICAGO	60626	04/15/2005	128,000	12/06/2005	
Select Portfolio Servicing, Inc.	Cook	CHICAGO	60627	04/15/1997	28,878	07/27/2005	
Select Portfolio Servicing, Inc.	Cook	CHICAGO	60628	12/27/1999	62,771	09/15/2005	
Select Portfolio Servicing, Inc.	Cook	CHICAGO	60628	09/03/2002	119,512	10/05/2005	
Select Portfolio Servicing, Inc.	Cook	CHICAGO	60628	07/30/2004	93,302	11/03/2005	
Select Portfolio Servicing, Inc.	Cook	CHICAGO	60628	12/23/2004	160,000	10/07/2005	
Select Portfolio Servicing, Inc.	Cook	CHICAGO	60628	12/23/1998	84,501	09/16/2005	
Select Portfolio Servicing, Inc.	Cook	CHICAGO	60628	11/20/1998	55,649	07/07/2005	
Select Portfolio Servicing, Inc.	Cook	CHICAGO	60628	05/05/1997	79,743	08/24/2005	
Select Portfolio Servicing, Inc.	Cook	CHICAGO	60628	04/04/1998	72,693	10/19/2005	
Select Portfolio Servicing, Inc.	Cook	CHICAGO	60628	09/24/1999	89,389	10/06/2005	
Select Portfolio Servicing, Inc.	Cook	CHICAGO	60628	05/11/1999	46,534	11/08/2005	
Select Portfolio Servicing, Inc.	Cook	CHICAGO	60628	05/25/1994	32,080	10/27/2005	
Select Portfolio Servicing, Inc.	Cook	CHICAGO	60628	05/30/1995	52,322	10/04/2005	
Select Portfolio Servicing, Inc.	Cook	CHICAGO	60628	12/07/1995	9,049	08/17/2005	
Select Portfolio Servicing, Inc.	Cook	CHICAGO	60628	01/31/2000	79,932	08/17/2005	
Select Portfolio Servicing, Inc.	Cook	CHICAGO	60628	02/03/1999	56,595	12/09/2005	
Select Portfolio Servicing, Inc.	Cook	CHICAGO	60628	10/31/2000	90,417	11/14/2005	
Select Portfolio Servicing, Inc.	Cook	CHICAGO	60629	04/15/2002	80,855	10/17/2005	
Select Portfolio Servicing, Inc.	Cook	CHICAGO	60629	04/13/2001	135,129	10/07/2005	
Select Portfolio Servicing, Inc.	Cook	CHICAGO	60629	08/18/1999	75,268	08/01/2005	

Statewide Foreclosures for the Second Half of 2005

Institution Name	County	City	Zip	Loan Date	Loan Amount	Filing Date	Close Date
Select Portfolio Servicing, Inc.	Cook	CHICAGO	60630	02/01/2005	279,920	10/05/2005	
Select Portfolio Servicing, Inc.	Cook	CHICAGO	60632	01/18/2002	193,327	07/15/2005	
Select Portfolio Servicing, Inc.	Cook	CHICAGO	60632	08/03/2001	91,825	09/29/2005	
Select Portfolio Servicing, Inc.	Cook	CHICAGO	60634	08/09/2001	212,125	08/01/2005	
Select Portfolio Servicing, Inc.	Cook	CHICAGO	60636	08/17/1998	51,218	07/04/2005	
Select Portfolio Servicing, Inc.	Cook	CHICAGO	60636	04/03/2002	75,401	07/18/2005	
Select Portfolio Servicing, Inc.	Cook	CHICAGO	60636	02/23/2001	59,874	07/22/2005	
Select Portfolio Servicing, Inc.	Cook	CHICAGO	60636	11/07/2000	71,212	10/17/2005	
Select Portfolio Servicing, Inc.	Cook	CHICAGO	60636	01/13/2005	182,564	11/18/2005	
Select Portfolio Servicing, Inc.	Cook	CHICAGO	60636	07/02/2002	85,500	11/03/2005	
Select Portfolio Servicing, Inc.	Cook	CHICAGO	60636	12/27/1999	68,985	10/14/2005	
Select Portfolio Servicing, Inc.	Cook	CHICAGO	60636	04/05/2002	49,442	12/13/2005	
Select Portfolio Servicing, Inc.	Cook	CHICAGO	60636	12/14/1998	60,842	10/24/2005	
Select Portfolio Servicing, Inc.	Cook	CHICAGO	60636	09/23/1999	54,630	11/03/2005	
Select Portfolio Servicing, Inc.	Cook	CHICAGO	60636	02/18/2000	68,647	08/24/2005	
Select Portfolio Servicing, Inc.	Cook	CHICAGO	60636	12/07/1999	39,816	09/01/2005	
Select Portfolio Servicing, Inc.	Cook	CHICAGO	60636	06/29/2001	64,861	08/09/2005	
Select Portfolio Servicing, Inc.	Cook	CHICAGO	60636	09/03/1999	60,302	09/27/2005	
Select Portfolio Servicing, Inc.	Cook	CHICAGO	60636	10/15/1999	54,600	07/27/2005	
Select Portfolio Servicing, Inc.	Cook	CHICAGO	60636	07/20/1998	16,906	09/30/2005	
Select Portfolio Servicing, Inc.	Cook	CHICAGO	60636	08/11/1999	49,539	12/12/2005	
Select Portfolio Servicing, Inc.	Cook	CHICAGO	60636	12/27/1999	78,386	11/01/2005	
Select Portfolio Servicing, Inc.	Cook	CHICAGO	60637	11/21/2002	189,879	11/30/2005	
Select Portfolio Servicing, Inc.	Cook	CHICAGO	60638	10/02/2000	134,087	11/22/2005	
Select Portfolio Servicing, Inc.	Cook	CHICAGO	60638	02/18/2005	153,576	10/12/2005	
Select Portfolio Servicing, Inc.	Cook	CHICAGO	60639	11/20/2002	205,205	08/24/2005	
Select Portfolio Servicing, Inc.	Cook	CHICAGO	60639	12/17/1997	29,433	10/04/2005	
Select Portfolio Servicing, Inc.	Cook	CHICAGO	60639	01/27/2005	244,500	11/18/2005	
Select Portfolio Servicing, Inc.	Cook	CHICAGO	60639	07/25/1997	95,594	07/18/2005	
Select Portfolio Servicing, Inc.	Cook	CHICAGO	60639	04/24/2001	142,311	12/08/2005	
Select Portfolio Servicing, Inc.	Cook	CHICAGO	60639	06/15/2001	107,944	11/08/2005	
Select Portfolio Servicing, Inc.	Cook	CHICAGO	60640	11/30/2002	165,082	07/01/2005	
Select Portfolio Servicing, Inc.	Cook	CHICAGO	60640	06/02/2000	24,135	09/27/2005	
Select Portfolio Servicing, Inc.	Cook	CHICAGO	60643	06/05/1998	59,192	10/24/2005	
Select Portfolio Servicing, Inc.	Cook	CHICAGO	60643	05/30/2000	111,228	07/27/2005	
Select Portfolio Servicing, Inc.	Cook	CHICAGO	60643	07/22/1999	102,276	09/27/2005	
Select Portfolio Servicing, Inc.	Cook	CHICAGO	60643	06/25/2001	97,569	07/12/2005	
Select Portfolio Servicing, Inc.	Cook	CHICAGO	60643	07/27/1999	44,262	08/16/2005	
Select Portfolio Servicing, Inc.	Cook	CHICAGO	60643	03/09/2001	74,487	10/25/2005	
Select Portfolio Servicing, Inc.	Cook	CHICAGO	60643	01/23/2001	67,715	10/14/2005	

Statewide Foreclosures for the Second Half of 2005

Institution Name	County	City	Zip	Loan Date	Loan Amount	Filing Date	Close Date
Select Portfolio Servicing, Inc.	Cook	CHICAGO	60644	06/27/2001	197,349	07/07/2005	
Select Portfolio Servicing, Inc.	Cook	CHICAGO	60644	11/03/1998	21,314	07/20/2005	
Select Portfolio Servicing, Inc.	Cook	CHICAGO	60644	05/14/2001	163,191	09/30/2005	
Select Portfolio Servicing, Inc.	Cook	CHICAGO	60645	05/17/2002	410,917	11/14/2005	
Select Portfolio Servicing, Inc.	Cook	CHICAGO	60647	08/31/2001	90,565	11/14/2005	
Select Portfolio Servicing, Inc.	Cook	CHICAGO	60649	10/01/2004	115,652	11/09/2005	
Select Portfolio Servicing, Inc.	Cook	CHICAGO	60649	11/17/1999	72,877	11/03/2005	
Select Portfolio Servicing, Inc.	Cook	CHICAGO	60649	01/06/1999	97,151	11/22/2005	
Select Portfolio Servicing, Inc.	Cook	CHICAGO	60649	02/07/2000	26,489	09/27/2005	
Select Portfolio Servicing, Inc.	Cook	CHICAGO	60651	05/08/2002	143,807	08/05/2005	
Select Portfolio Servicing, Inc.	Cook	CHICAGO	60651	08/18/2004	371,802	07/01/2005	
Select Portfolio Servicing, Inc.	Cook	CHICAGO	60651	09/09/2004	278,343	07/08/2005	
Select Portfolio Servicing, Inc.	Cook	CHICAGO	60651	08/22/1997	39,823	11/01/2005	
Select Portfolio Servicing, Inc.	Cook	CHICAGO	60651	07/09/1998	86,934	12/13/2005	
Select Portfolio Servicing, Inc.	Cook	CHICAGO	60651	12/14/1998	83,409	10/13/2005	
Select Portfolio Servicing, Inc.	Cook	CHICAGO	60651	08/06/2001	178,809	09/08/2005	
Select Portfolio Servicing, Inc.	Cook	CHICAGO	60652	09/29/2004	171,744	07/28/2005	
Select Portfolio Servicing, Inc.	Cook	CHICAGO	60652	10/26/1998	119,630	11/15/2005	
Select Portfolio Servicing, Inc.	Cook	CHICAGO	60652	01/09/1998	30,216	10/18/2005	
Select Portfolio Servicing, Inc.	Cook	CHICAGO	60653	02/28/2001	42,577	07/18/2005	
Select Portfolio Servicing, Inc.	Cook	CHICAGO	60655	11/13/2001	92,478	07/22/2005	
Select Portfolio Servicing, Inc.	Cook	CHICAGO	60655	01/28/2003	131,877	12/06/2005	
Select Portfolio Servicing, Inc.	Cook	CHICAGO	60655	06/25/2001	170,547	10/12/2005	
Select Portfolio Servicing, Inc.	Cook	ALSIP	60803	10/12/2001	122,205	10/19/2005	
Select Portfolio Servicing, Inc.	Cook	CICERO	60804	01/31/2005	223,021	10/24/2005	
Select Portfolio Servicing, Inc.	Cook	CICERO	60804	11/08/2004	120,651	10/12/2005	
Select Portfolio Servicing, Inc.	Cook	CICERO	60804	11/30/1999	110,236	11/22/2005	
Select Portfolio Servicing, Inc.	Cook	CALUMET PARK	60827	03/30/2005	99,916	10/25/2005	
Select Portfolio Servicing, Inc.	Cook	RIVERDALE	60827	02/02/2000	76,493	12/09/2005	
Select Portfolio Servicing, Inc.	Cook	RIVERDALE	60827	05/31/2000	70,847	10/06/2005	
Select Portfolio Servicing, Inc.	Kankakee	KANKAKEE	60901	04/19/2001	95,419	10/07/2005	
Select Portfolio Servicing, Inc.	Kankakee	KANKAKEE	60901	07/16/1999	120,818	09/14/2005	
Select Portfolio Servicing, Inc.	FORD	GIBSON CITY	60936	11/12/2002	49,963	10/17/2005	
Select Portfolio Servicing, Inc.	KANKAKEE	MOMENCE	60954	08/14/2002	127,905	11/18/2005	
Select Portfolio Servicing, Inc.	KANKAKEE	MOMENCE	60954	02/26/1999	103,198	10/07/2005	
Select Portfolio Servicing, Inc.	Kankakee	MOMENCE	60954	03/26/2001	60,499	12/06/2005	
Select Portfolio Servicing, Inc.	Kankakee	MOMENCE	60954	03/26/2001	60,499	12/06/2005	
Select Portfolio Servicing, Inc.	Kankakee	ST ANNE	60964	10/09/2002	97,625	09/08/2005	
Select Portfolio Servicing, Inc.	Madison	ALTON	61002	08/07/1996	20,632	09/29/2005	
Select Portfolio Servicing, Inc.	LEE	DIXON	61021	12/10/1999	47,987	10/25/2005	

Statewide Foreclosures for the Second Half of 2005

Institution Name	County	City	Zip	Loan Date	Loan Amount	Filing Date	Close Date
Select Portfolio Servicing, Inc.	STEPHENSON	FREEPORT	61032	02/07/2003	51,583	12/16/2005	
Select Portfolio Servicing, Inc.	STEPHENSON	FREEPORT	61032	01/23/2001	70,312	11/04/2005	
Select Portfolio Servicing, Inc.	STEPHENSON	FREEPORT	61032	03/19/2001	38,898	08/24/2005	
Select Portfolio Servicing, Inc.	Stephenson	LENA	61048	12/15/1995	48,053	11/18/2005	
Select Portfolio Servicing, Inc.	Ogle	MT MORRIS	61054	06/08/2000	67,430	08/01/2005	
Select Portfolio Servicing, Inc.	Ogle	OREGON	61061	07/31/2002	215,581	08/09/2005	
Select Portfolio Servicing, Inc.	Ogle	OREGON	61061	07/14/1998	58,931	12/16/2005	
Select Portfolio Servicing, Inc.	BOONE	POPLAR GROVE	61065	02/08/1999	97,110	11/18/2005	
Select Portfolio Servicing, Inc.	WINNEBAGO	SOUTH BELOIT	61080	04/25/2000	83,358	07/11/2005	
Select Portfolio Servicing, Inc.	Winnebago	ROCKFORD	61101	02/11/1998	93,138	11/15/2005	
Select Portfolio Servicing, Inc.	Winnebago	ROCKFORD	61101	06/18/1998	37,620	07/28/2005	
Select Portfolio Servicing, Inc.	Winnebago	ROCKFORD	61101	11/24/1998	11,736	11/10/2005	
Select Portfolio Servicing, Inc.	Winnebago	ROCKFORD	61101	11/23/1999	38,039	12/06/2005	
Select Portfolio Servicing, Inc.	WINNEBAGO	ROCKFORD	61102	12/15/1995	15,013	10/07/2005	
Select Portfolio Servicing, Inc.	WINNEBAGO	ROCKFORD	61102	05/24/1999	52,142	11/15/2005	
Select Portfolio Servicing, Inc.	WINNEBAGO	ROCKFORD	61102	12/31/1997	34,480	10/14/2005	
Select Portfolio Servicing, Inc.	WINNEBAGO	ROCKFORD	61102	05/29/1998	21,958	12/13/2005	
Select Portfolio Servicing, Inc.	WINNEBAGO	ROCKFORD	61102	09/29/2000	60,882	07/21/2005	
Select Portfolio Servicing, Inc.	WINNEBAGO	ROCKFORD	61102	01/22/1999	109,714	11/07/2005	
Select Portfolio Servicing, Inc.	Winnebago	ROCKFORD	61103	01/22/2001	60,947	07/07/2005	
Select Portfolio Servicing, Inc.	WINNEBAGO	ROCKFORD	61104	08/20/2002	52,679	10/03/2005	
Select Portfolio Servicing, Inc.	Winnebago	ROCKFORD	61104	11/30/2004	50,000	11/07/2005	
Select Portfolio Servicing, Inc.	WINNEBAGO	ROCKFORD	61104	06/01/1997	30,699	09/23/2005	
Select Portfolio Servicing, Inc.	WINNEBAGO	ROCKFORD	61104	10/13/2000	45,607	09/23/2005	
Select Portfolio Servicing, Inc.	Winnebago	ROCKFORD	61104	06/25/1998	45,293	09/23/2005	
Select Portfolio Servicing, Inc.	Winnebago	ROCKFORD	61104	08/14/1998	32,071	09/15/2005	
Select Portfolio Servicing, Inc.	WINNEBAGO	ROCKFORD	61107	06/18/1999	219,800	12/09/2005	
Select Portfolio Servicing, Inc.	WINNEBAGO	ROCKFORD	61108	12/27/1999	64,885	11/03/2005	
Select Portfolio Servicing, Inc.	WINNEBAGO	LOVES PARK	61111	09/09/1999	85,421	10/12/2005	
Select Portfolio Servicing, Inc.	Winnebago	ROCKFORD	61114	03/26/1999	107,733	11/04/2005	
Select Portfolio Servicing, Inc.	WINNEBAGO	MACHESNEY PARK	61115	06/21/2001	63,762	10/13/2005	
Select Portfolio Servicing, Inc.	WINNEBAGO	MACHESNEY PARK	61115	12/23/1998	51,700	12/09/2005	
Select Portfolio Servicing, Inc.	ROCK ISLAND	ROCK ISLAND	61201	06/20/2000	46,211	07/04/2005	
Select Portfolio Servicing, Inc.	ROCK ISLAND	ROCK ISLAND	61201	10/13/1999	28,127	12/06/2005	
Select Portfolio Servicing, Inc.	Henry	COAL VALLEY	61240	11/21/2002	84,844	08/11/2005	
Select Portfolio Servicing, Inc.	Whiteside	CORDOVA	61242	06/04/2001	33,928	08/03/2005	
Select Portfolio Servicing, Inc.	ROCK ISLAND	EAST MOLINE	61244	09/01/1998	38,454	09/23/2005	
Select Portfolio Servicing, Inc.	ROCK ISLAND	EAST MOLINE	61244	11/19/1997	58,616	10/12/2005	
Select Portfolio Servicing, Inc.	ROCK ISLAND	EAST MOLINE	61244	06/26/2001	54,655	12/01/2005	
Select Portfolio Servicing, Inc.	Whiteside	ERIE	61250	07/20/2001	81,636	11/21/2005	

Statewide Foreclosures for the Second Half of 2005

Institution Name	County	City	Zip	Loan Date	Loan Amount	Filing Date	Close Date
Select Portfolio Servicing, Inc.	MERCER	NEW BOSTON	61272	08/27/2001	48,105	11/15/2005	
Select Portfolio Servicing, Inc.	LaSalle	STREATOR	61364	08/26/1998	29,610	09/16/2005	
Select Portfolio Servicing, Inc.	KNOX	GALESBURG	61401	03/14/2002	51,944	07/29/2005	
Select Portfolio Servicing, Inc.	KNOX	GALESBURG	61401	03/30/2000	30,211	10/27/2005	
Select Portfolio Servicing, Inc.	HENRY	ALPHA	61413	03/23/2005	80,800	12/16/2005	
Select Portfolio Servicing, Inc.	HENRY	KEWANEE	61443	08/16/2002	50,784	08/29/2005	
Select Portfolio Servicing, Inc.	HENRY	KEWANEE	61443	12/20/2001	40,562	10/14/2005	
Select Portfolio Servicing, Inc.	McDonough	MACOMB	61455	11/20/2001	71,672	10/13/2005	
Select Portfolio Servicing, Inc.	Warren	MONMOUTH	61462	04/01/2002	53,627	09/09/2005	
Select Portfolio Servicing, Inc.	Warren	MONMOUTH	61462	01/16/2001	50,568	08/17/2005	
Select Portfolio Servicing, Inc.	Knox	WATAGA	61488	12/04/2001	106,415	09/22/2005	
Select Portfolio Servicing, Inc.	PEORIA	BRIMFIELD	61517	06/17/2002	35,169	10/20/2005	
Select Portfolio Servicing, Inc.	Fulton	CANTON	61520	02/23/1998	20,674	08/01/2005	
Select Portfolio Servicing, Inc.	Fulton	CANTON	61520	02/09/1995	49,892	08/11/2005	
Select Portfolio Servicing, Inc.	Tazewell	PEKIN	61554	10/03/1998	38,245	08/01/2005	
Select Portfolio Servicing, Inc.	Tazewell	PEKIN	61554	06/23/2000	38,017	11/03/2005	
Select Portfolio Servicing, Inc.	Woodford	ROANOKE	61561	08/30/1995	37,960	07/14/2005	
Select Portfolio Servicing, Inc.	Peoria	PEORIA	61603	08/05/1997	27,273	07/08/2005	
Select Portfolio Servicing, Inc.	Peoria	PEORIA	61603	03/31/1999	52,925	11/15/2005	
Select Portfolio Servicing, Inc.	Peoria	PEORIA	61603	06/25/1998	53,483	10/24/2005	
Select Portfolio Servicing, Inc.	Peoria	PEORIA	61603	01/08/2000	70,568	11/07/2005	
Select Portfolio Servicing, Inc.	Peoria	PEORIA	61604	03/25/1997	59,168	08/10/2005	
Select Portfolio Servicing, Inc.	Peoria	PEORIA	61604	07/22/1999	58,087	11/28/2005	
Select Portfolio Servicing, Inc.	Peoria	PEORIA	61605	06/25/2001	7,629	08/31/2005	
Select Portfolio Servicing, Inc.	Peoria	PEORIA	61605	02/19/1998	31,087	11/09/2005	
Select Portfolio Servicing, Inc.	Peoria	PEORIA	61606	08/26/1999	43,150	11/03/2005	
Select Portfolio Servicing, Inc.	Peoria	BARTONVILLE	61607	08/25/1999	64,945	07/27/2005	
Select Portfolio Servicing, Inc.	TAZEWELL	CREVE COEUR	61610	08/23/2002	52,683	08/17/2005	
Select Portfolio Servicing, Inc.	TAZEWELL	CREVE COEUR	61610	03/31/2000	52,532	11/14/2005	
Select Portfolio Servicing, Inc.	TAZEWELL	EAST PEORIA	61611	02/10/2005	57,816	10/12/2005	
Select Portfolio Servicing, Inc.	TAZEWELL	EAST PEORIA	61611	08/19/1998	69,852	12/19/2005	
Select Portfolio Servicing, Inc.	Peoria	PEORIA	61614	04/27/1999	55,908	07/27/2005	
Select Portfolio Servicing, Inc.	MCLEAN	BLOOMINGTON	61704	01/31/2003	97,699	12/09/2005	
Select Portfolio Servicing, Inc.	MCLEAN	CHENOA	61726	12/16/1997	48,578	10/18/2005	
Select Portfolio Servicing, Inc.	Woodford	EL PASO	61738	08/24/1998	34,707	10/05/2005	
Select Portfolio Servicing, Inc.	Livingston	PONTIAC	61764	06/27/2001	52,647	07/27/2005	
Select Portfolio Servicing, Inc.	Champaign	CHAMPAIGN	61821	09/10/2004	112,809	09/20/2005	
Select Portfolio Servicing, Inc.	Champaign	CHAMPAIGN	61821	04/28/2000	35,876	08/29/2005	
Select Portfolio Servicing, Inc.	VERMILION	DANVILLE	61832	12/29/1999	118,497	10/31/2005	
Select Portfolio Servicing, Inc.	Vermillion	GEORGETOWN	61846	10/08/2002	36,000	10/24/2005	

Statewide Foreclosures for the Second Half of 2005

Institution Name	County	City	Zip	Loan Date	Loan Amount	Filing Date	Close Date
Select Portfolio Servicing, Inc.	CHAMPAIGN	LONGVIEW	61852	05/25/2001	36,402	12/13/2005	
Select Portfolio Servicing, Inc.	CHAMPAIGN	ST. JOSEPH	61873	08/31/1999	59,752	10/18/2005	
Select Portfolio Servicing, Inc.	Coles	CHARLESTON	61920	01/31/2003	51,936	08/15/2005	
Select Portfolio Servicing, Inc.	Edgar	HUME	61932	03/15/2001	24,616	08/26/2005	
Select Portfolio Servicing, Inc.	Coles	MATTOON	61938	12/24/1998	49,287	11/29/2005	
Select Portfolio Servicing, Inc.	Madison	ALTON	62002	12/13/1989	14,741	12/16/2005	
Select Portfolio Servicing, Inc.	Madison	ALTON	62002	10/31/1998	49,070	08/03/2005	
Select Portfolio Servicing, Inc.	Madison	ALTON	62002	05/22/2002	29,549	11/28/2005	
Select Portfolio Servicing, Inc.	Madison	EAST ALTON	62024	05/31/2001	57,552	11/03/2005	
Select Portfolio Servicing, Inc.	Madison	GODFREY	62035	09/01/1998	45,345	11/07/2005	
Select Portfolio Servicing, Inc.	Madison	GRANITE CITY	62040	06/17/2002	41,425	10/27/2005	
Select Portfolio Servicing, Inc.	Madison	GRANITE CITY	62040	10/04/2002	66,451	10/04/2005	
Select Portfolio Servicing, Inc.	Madison	GRANITE CITY	62040	11/20/2002	72,867	10/24/2005	
Select Portfolio Servicing, Inc.	MADISON	PONTOON BEACH	62040	10/25/1999	61,692	10/19/2005	
Select Portfolio Servicing, Inc.	MADISON	MADISON	62060	02/23/2001	43,685	07/08/2005	
Select Portfolio Servicing, Inc.	Greene	ROODHOUSE	62082	03/29/1999	31,228	09/19/2005	
Select Portfolio Servicing, Inc.	Madison	VENICE	62090	12/01/2000	19,880	09/21/2005	
Select Portfolio Servicing, Inc.	MADISON	WOOD RIVER	62095	09/28/2000	89,676	08/18/2005	
Select Portfolio Servicing, Inc.	ST CLAIR	E ST LOUIS	62203	07/24/1997	24,079	09/30/2005	
Select Portfolio Servicing, Inc.	ST CLAIR	EAST SAINT	62203	02/18/1999	42,022	12/01/2005	
Select Portfolio Servicing, Inc.	SAINT CLAIR	EAST SAINT LOUIS	62203	10/09/2001	60,928	09/29/2005	
Select Portfolio Servicing, Inc.	SAINT CLAIR	EAST ST LOUIS	62203	07/02/1998	24,734	12/13/2005	
Select Portfolio Servicing, Inc.	SAINT CLAIR	EAST ST LOUIS	62203	08/04/1999	41,640	11/14/2005	
Select Portfolio Servicing, Inc.	SAINT CLAIR	EAST ST. LOUIS	62203	02/27/2001	47,779	11/03/2005	
Select Portfolio Servicing, Inc.	SAINT CLAIR	EAST ST. LOUIS	62203	06/11/1999	53,771	10/06/2005	
Select Portfolio Servicing, Inc.	SAINT CLAIR	EAST SAINT LOUIS	62204	11/24/1998	25,886	07/04/2005	
Select Portfolio Servicing, Inc.	SAINT CLAIR	EAST SAINT LOUIS	62204	10/02/1995	25,156	11/14/2005	
Select Portfolio Servicing, Inc.	Saint Clair	WASHINGTON PARK	62204	04/23/2001	49,527	11/07/2005	
Select Portfolio Servicing, Inc.	Saint Clair	CAHOKIA	62206	11/15/2000	39,646	08/24/2005	
Select Portfolio Servicing, Inc.	Saint Clair	CAHOKIA	62206	06/21/2001	39,601	11/03/2005	
Select Portfolio Servicing, Inc.	Saint Clair	COHOKIA	62206	04/02/2001	45,597	11/07/2005	
Select Portfolio Servicing, Inc.	Saint Clair	EAST ST. LOUIS	62207	02/27/2001	65,838	09/06/2005	
Select Portfolio Servicing, Inc.	Saint Clair	FAIRVIEW HEIGHT	62208	05/11/1999	65,192	07/28/2005	
Select Portfolio Servicing, Inc.	Saint Clair	BELLEVILLE	62220	03/06/2000	16,329	08/29/2005	
Select Portfolio Servicing, Inc.	Saint Clair	BELLEVILLE	62220	09/11/1999	58,935	08/10/2005	
Select Portfolio Servicing, Inc.	Saint Clair	BELLEVILLE	62221	03/23/1999	70,284	08/26/2005	
Select Portfolio Servicing, Inc.	Saint Clair	BELLEVILLE	62223	11/14/1997	43,619	09/30/2005	
Select Portfolio Servicing, Inc.	Saint Clair	CASEYVILLE	62232	12/21/1999	131,033	07/27/2005	
Select Portfolio Servicing, Inc.	Saint Clair	CASEYVILLE	62232	07/27/1999	57,655	11/21/2005	
Select Portfolio Servicing, Inc.	Madison	COLLINSVILLE	62234	11/08/2000	39,416	10/14/2005	

Statewide Foreclosures for the Second Half of 2005

Institution Name	County	City	Zip	Loan Date	Loan Amount	Filing Date	Close Date
Select Portfolio Servicing, Inc.	ST. CLAIR	E CARONDELET	62240	11/20/2000	61,557	11/21/2005	
Select Portfolio Servicing, Inc.	Saint Clair	LEBANON	62258	02/28/1997	18,979	10/27/2005	
Select Portfolio Servicing, Inc.	Saint Clair	O'FALLON	62269	05/15/2000	114,177	11/14/2005	
Select Portfolio Servicing, Inc.	Marion	SALEM	62281	03/29/2001	34,507	12/09/2005	
Select Portfolio Servicing, Inc.	Randolph	STEELEVILLE	62288	02/23/2005	102,315	10/12/2005	
Select Portfolio Servicing, Inc.	Randolph	TILDEN	62292	04/30/1999	31,787	08/31/2005	
Select Portfolio Servicing, Inc.	Clinton	TRENTON	62293	03/02/2005	97,349	12/06/2005	
Select Portfolio Servicing, Inc.	MADISON	TROY	62294	06/27/1997	79,771	11/03/2005	
Select Portfolio Servicing, Inc.	MONROE	WATERLOO	62298	07/01/2002	144,157	08/05/2005	
Select Portfolio Servicing, Inc.	Adams	QUINCY	62301	09/13/2000	48,619	10/12/2005	
Select Portfolio Servicing, Inc.	Adams	QUINCY	62301	08/31/1999	49,847	07/18/2005	
Select Portfolio Servicing, Inc.	Lawrence	LAWRENCEVILLE	62439	06/22/2001	61,514	08/01/2005	
Select Portfolio Servicing, Inc.	Clark	MARSHALL	62441	07/09/2001	97,464	08/24/2005	
Select Portfolio Servicing, Inc.	Jasper	NEWTON	62448	11/05/1997	51,113	11/08/2005	
Select Portfolio Servicing, Inc.	Christian	ASSUMPTION	62510	08/31/2004	49,883	11/08/2005	
Select Portfolio Servicing, Inc.	MACON	DECATUR	62520	10/29/1998	44,852	11/03/2005	
Select Portfolio Servicing, Inc.	MACON	DECATUR	62520	12/31/1998	35,670	07/04/2005	
Select Portfolio Servicing, Inc.	MACON	DECATUR	62521	06/04/2001	72,198	11/03/2005	
Select Portfolio Servicing, Inc.	MACON	DECATUR	62521	07/17/2000	34,636	08/25/2005	
Select Portfolio Servicing, Inc.	MACON	DECATUR	62521	05/28/1998	46,178	11/03/2005	
Select Portfolio Servicing, Inc.	MACON	DECATUR	62522	03/12/2001	22,446	11/14/2005	
Select Portfolio Servicing, Inc.	MACON	DECATUR	62526	06/25/1997	23,332	12/06/2005	
Select Portfolio Servicing, Inc.	MONTGOMERY	FARMERSVILLE	62533	01/28/1999	53,135	12/09/2005	
Select Portfolio Servicing, Inc.	MACON	FORSYTH	62535	05/28/1998	124,955	10/18/2005	
Select Portfolio Servicing, Inc.	Sangamon	RIVERTON	62561	09/23/1998	71,584	10/04/2005	
Select Portfolio Servicing, Inc.	sangamon	AUBURN	62615	11/04/1997	31,951	12/14/2005	
Select Portfolio Servicing, Inc.	CASS	BEARDSTOWN	62618	04/20/1999	39,044	12/14/2005	
Select Portfolio Servicing, Inc.	Sangamon	CHATHAM	62629	11/21/1997	98,832	11/09/2005	
Select Portfolio Servicing, Inc.	Mason	HAVANA	62644	03/10/1999	16,756	11/18/2005	
Select Portfolio Servicing, Inc.	Logan	LINCOLN	62656	11/09/2004	97,548	10/18/2005	
Select Portfolio Servicing, Inc.	Logan	LINCOLN	62656	04/14/2005	69,306	12/06/2005	
Select Portfolio Servicing, Inc.	Sangamon	SPRINGFIELD	62702	09/14/2000	56,758	12/02/2005	
Select Portfolio Servicing, Inc.	Sangamon	SPRINGFIELD	62702	08/14/1997	97,096	11/14/2005	
Select Portfolio Servicing, Inc.	Sangamon	SPRINGFIELD	62702	08/01/2001	49,286	12/06/2005	
Select Portfolio Servicing, Inc.	Sangamon	SPRINGFIELD	62703	06/24/1996	16,935	08/09/2005	
Select Portfolio Servicing, Inc.	Sangamon	SPRINGFIELD	62703	01/12/1996	9,399	12/14/2005	
Select Portfolio Servicing, Inc.	Sangamon	SPRINGFIELD	62703	01/24/2003	62,975	12/09/2005	
Select Portfolio Servicing, Inc.	Sangamon	SPRINGFIELD	62703	09/25/1998	31,670	10/04/2005	
Select Portfolio Servicing, Inc.	Sangamon	SPRINGFIELD	62703	01/21/2000	26,433	10/13/2005	
Select Portfolio Servicing, Inc.	Sangamon	SPRINGFIELD	62703	02/14/2001	40,314	11/18/2005	

Statewide Foreclosures for the Second Half of 2005

Institution Name	County	City	Zip	Loan Date	Loan Amount	Filing Date	Close Date
Select Portfolio Servicing, Inc.	Sangamon	SPRINGFIELD	62704	11/12/1999	37,767	12/12/2005	
Select Portfolio Servicing, Inc.	Sangamon	SPRINGFIELD	62707	12/16/2002	76,467	11/03/2005	
Select Portfolio Servicing, Inc.	Franklin	BENTON	62812	03/19/2002	33,285	10/14/2005	
Select Portfolio Servicing, Inc.	Wabash	MOUTN CARMEL	62863	09/22/1997	48,416	11/01/2005	
Select Portfolio Servicing, Inc.	White	NORRIS CITY	62869	04/30/2001	60,300	09/29/2005	
Select Portfolio Servicing, Inc.	White	NORRIS CITY	62869	04/08/2002	40,465	11/03/2005	
Select Portfolio Servicing, Inc.	marion	SALEM	62881	02/04/2000	38,311	09/12/2005	
Select Portfolio Servicing, Inc.	MARION	SALEM	62881	11/23/1999	76,775	11/03/2005	
ShoreBank	COOK	CHICAGO	60617	08/23/1996	32,733	12/09/2005	
ShoreBank	COOK	CHICAGO	60617	11/28/2000	14,047	12/09/2005	
ShoreBank	COOK	CHICAGO	60623	02/27/2001	137,712	12/09/2005	
ShoreBank	COOK	CHICAGO	60623	02/27/2001	17,082	12/09/2005	
ShoreBank	COOK	RIVERDALE	60627	04/10/2001	66,376	02/28/2005	07/20/2005
ShoreBank	COOK	RIVERDALE	60627	04/10/2001	20,223	02/28/2005	07/20/2005
ShoreBank	COOK	CHICAGO	60628	07/09/1998	26,901	11/04/2005	
ShoreBank	COOK	CHICAGO	60628	02/04/2005	55,069	12/09/2005	
ShoreBank	COOK	CHICAGO	60644	05/28/2002	79,297	08/09/2005	
ShoreBank	COOK	CHICAGO	60644	01/01/2005	125,447	08/31/2005	
ShoreBank	COOK	CHICAGO	60644	10/08/1991	7,961	08/31/2005	
ShoreBank	COOK	CHICAGO	60644	10/17/1991	4,327	08/31/2005	
ShoreBank	COOK	CHICAGO	60649	12/27/1996	70,561	08/16/2005	
SN Servicing Corporation	McHenry	HARVARD	60033	03/19/1999	97,688	10/20/2005	
SN Servicing Corporation	McHenry	ISLAND LAKE	60042	02/29/2000	197,898	12/14/2005	
SN Servicing Corporation	Lake	GREEN OAKS	60048	09/27/2000	349,984	10/01/2005	
SN Servicing Corporation	COOK	NORTHBROOK	60062	12/27/1999	666,241	12/14/2005	
SN Servicing Corporation	Lake	NORTH CHICAGO	60064	06/22/2002	72,950	09/01/2005	
SN Servicing Corporation	Lake	NORTH CHICAGO	60064	12/29/2000	1,051	08/19/2005	
SN Servicing Corporation	Lake	NORTH CHICAGO	60064	04/21/1998	29,882	10/24/2005	
SN Servicing Corporation	Lake	WAUKEGAN	60085	05/30/1998	24,240	10/21/2005	
SN Servicing Corporation	Cook	BELLWOOD	60104	12/29/2000	3,025	07/12/2005	
SN Servicing Corporation	DuPage	LOMBARD	60148	10/15/2004	205,010	12/14/2005	
SN Servicing Corporation	Cook	BROADVIEW	60155	11/13/1998	119,121	08/07/2005	
SN Servicing Corporation	Cook	BERWYN	60402	10/19/2004	259,700	12/14/2005	
SN Servicing Corporation	Cook	BLUE ISLAND	60406	04/02/2001	228,121	08/29/2005	
SN Servicing Corporation	Cook	CALUMET CITY	60409	03/16/2000	51,111	12/14/2005	
SN Servicing Corporation	Cook	HARVEY	60426	07/06/1999	76,070	12/05/2005	
SN Servicing Corporation	Will	ROMEOVILLE	60446	04/29/1997	7,963	07/15/2005	
SN Servicing Corporation	Cook	PARK FOREST	60466	09/27/2001	150,165	12/18/2005	
SN Servicing Corporation	Cook	SOUTH HOLLAND	60473	05/27/2004	134,815	10/31/2005	
SN Servicing Corporation	Cook	SOUTH HOLLAND	60473	10/08/2002	193,190	10/01/2005	

Statewide Foreclosures for the Second Half of 2005

Institution Name	County	City	Zip	Loan Date	Loan Amount	Filing Date	Close Date
SN Servicing Corporation	Cook	COUNTRY CLUB HILLS	60478	08/31/2001	76,534	10/19/2005	
SN Servicing Corporation	Cook	COUNTRY CLUB HILLS	60478	05/24/2004	286,200	10/03/2005	
SN Servicing Corporation	Cook	COUNTRY CLUB HILLS	60478	05/11/2000	234,973	12/14/2005	
SN Servicing Corporation	Kane	AURORA	60506	12/18/2003	191,681	12/19/2005	
SN Servicing Corporation	Cook	CHICAGO	60609	04/22/2004	134,306	11/09/2005	
SN Servicing Corporation	Cook	CHICAGO	60609	04/26/2000	99,479	12/14/2005	
SN Servicing Corporation	Cook	CHICAGO	60617	11/24/1999	65,742	12/18/2005	
SN Servicing Corporation	Cook	CHICAGO	60619	11/10/1999	8,056	11/15/2005	
SN Servicing Corporation	Cook	CHICAGO	60619	12/15/1998	42,759	12/14/2005	
SN Servicing Corporation	Cook	CHICAGO	60620	07/06/2001	109,294	12/09/2005	
SN Servicing Corporation	Cook	CHICAGO	60621	01/11/2005	135,611	12/14/2005	
SN Servicing Corporation	Cook	CHICAGO	60623	10/31/2003	215,664	08/27/2005	
SN Servicing Corporation	Cook	CHICAGO	60624	08/03/2004	4,029	09/12/2005	
SN Servicing Corporation	Cook	CHICAGO	60624	11/24/1999	23,115	08/29/2005	
SN Servicing Corporation	Cook	CHICAGO	60626	09/19/1989	84,991	12/15/2005	
SN Servicing Corporation	Cook	CHICAGO	60628	09/15/2000	65,142	07/04/2005	
SN Servicing Corporation	Cook	CHICAGO	60628	08/18/2000	86,233	07/11/2005	
SN Servicing Corporation	Cook	CHICAGO	60628	11/23/1998	54,020	07/31/2005	
SN Servicing Corporation	Cook	CHICAGO	60628	09/24/1998	50,903	08/07/2005	
SN Servicing Corporation	Cook	CHICAGO	60628	11/22/2003	5,681	10/25/2005	
SN Servicing Corporation	Cook	CHICAGO	60628	12/13/1999	45,208	12/14/2005	
SN Servicing Corporation	COOK	CHICAGO	60629	06/22/1999	95,580	11/28/2005	
SN Servicing Corporation	Cook	CHICAGO	60630	08/29/2002	2,529	08/18/2005	
SN Servicing Corporation	COOK	CHICAGO	60632	12/20/2000	133,534	08/09/2005	
SN Servicing Corporation	Cook	CHICAGO	60636	03/30/1999	48,748	07/11/2005	
SN Servicing Corporation	Cook	CHICAGO	60636	04/30/2001	63,535	07/30/2005	
SN Servicing Corporation	Cook	CHICAGO	60636	10/19/1999	3,123	07/25/2005	
SN Servicing Corporation	Cook	CHICAGO	60636	06/01/2000	6,856	08/08/2005	
SN Servicing Corporation	Cook	CHICAGO	60637	03/16/2000	53,638	12/14/2005	
SN Servicing Corporation	Cook	CHICAGO	60644	03/27/2000	113,670	09/02/2005	
SN Servicing Corporation	Cook	CHICAGO	60644	11/06/2002	88,983	07/30/2005	
SN Servicing Corporation	Cook	CHICAGO	60645	04/07/2004	251,715	08/27/2005	
SN Servicing Corporation	FORD	PAXTON	60957	11/14/2000	59,082	10/24/2005	
SN Servicing Corporation	Kankakee	SAINT ANNE	60964	05/05/2004	17,674	07/12/2005	
SN Servicing Corporation	Winnebago	ROCKFORD	61108	03/17/2003	106,521	07/06/2005	
SN Servicing Corporation	MERCER	LYNN CENTER	61262	06/08/2004	133,600	12/14/2005	
SN Servicing Corporation	LaSalle	LASALLE	61301	08/26/1998	32,175	08/17/2005	
SN Servicing Corporation	Bureau	PRINCETON	61356	06/10/1999	116,375	07/30/2005	
SN Servicing Corporation	KNOX	GALESBURG	61401	01/21/1998	15,556	12/09/2005	
SN Servicing Corporation	Fulton	VERMONT	61484	08/26/2004	29,546	11/09/2005	

Statewide Foreclosures for the Second Half of 2005

Institution Name	County	City	Zip	Loan Date	Loan Amount	Filing Date	Close Date
SN Servicing Corporation	Fulton	SAINT DAVID	61563	07/09/2001	44,596	08/12/2005	
SN Servicing Corporation	Peoria	PEORIA	61603	04/06/1998	18,051	07/27/2005	
SN Servicing Corporation	PEORIA	WEST PEORIA	61604	12/09/1997	64,913	09/17/2005	
SN Servicing Corporation	TAZEWELL	CREVE COEUR	61610	06/11/1999	41,339	10/22/2005	
SN Servicing Corporation	PEORIA	PEORIA	61615	12/31/1997	46,530	10/20/2005	
SN Servicing Corporation	MCLEAN	BLOOMINGTON	61701	05/07/2004	92,301	09/07/2005	
SN Servicing Corporation	VERMILION	DANVILLE	61832	12/11/1998	17,658	09/03/2005	
SN Servicing Corporation	VERMILION	DANVILLE	61832	08/10/1999	23,032	12/14/2005	
SN Servicing Corporation	JERSEY	DOW	62022	12/01/2003	143,490	07/15/2005	
SN Servicing Corporation	MADISON	HIGHLAND	62249	11/24/1998	35,400	12/29/2005	
SN Servicing Corporation	Lawrence	LAWRENCEVILLE	62439	12/05/2002	77,589	10/22/2005	
SN Servicing Corporation	MACON	DECATUR	62522	06/16/1999	16,298	11/29/2005	
SN Servicing Corporation	Christian	MORRISONVILLE	62546	12/28/1998	28,905	12/13/2005	
SN Servicing Corporation	Christian	TAYLORVILLE	62568	07/20/1999	79,645	10/05/2005	
SN Servicing Corporation	Sangamon	SPRINGFIELD	62703	05/06/2004	55,800	10/03/2005	
SN Servicing Corporation	JEFFERSON	TEXICO	62889	06/28/1999	75,929	11/15/2005	
SN Servicing Corporation	WILLIAMSON	CARTERVILLE	62918	12/17/1999	36,714	08/07/2005	
SN Servicing Corporation	GALLATIN	EQUALITY	62934	09/05/2000	6,327	08/19/2005	
SN Servicing Corporation	SALINE	HARRISBURG	62946	02/15/2001	9,273	09/09/2005	
South Pointe Bank	Jackson	DeSoto	62901	04/19/2001	20,000	10/30/2004	08/10/2005
South Pointe Bank	Carbondale	Jackson	62901	06/24/2002	47,405	08/19/2005	
South Pointe Bank	Williamson	Creal Springs	62922	08/01/2003	55,000	05/18/2005	
South Pointe Bank	Saline	Harrisburg	62946	06/20/2003	15,750	03/09/2005	
South Pointe Bank	Williamson	Marion	62959	02/02/2005	71,425	11/22/2005	
Southern Illinois Bank	Franklin	West Frankfort	62896	01/04/2001	10,000	07/06/2005	
Southern Illinois Bank	Franklin	West Frankfort	62896	11/03/2004	64,407	11/28/2005	
Soy Capital Bank and Trust Company	Macon	Decatur	62521	11/21/2003	44,280	09/07/2005	01/24/2006
Soy Capital Bank and Trust Company	Macon	Decatur	62522	01/28/1999	76,500	02/04/2005	09/13/2005
Specialized Loan Servicing, LLC	McHenry	Spring Grove	60081	11/03/2004	49,806	12/05/2005	
Specialized Loan Servicing, LLC	Lake	Waukegan	60085	10/15/2004	93,860	09/08/2005	
Specialized Loan Servicing, LLC	Cook	Bellwood	60104	03/12/2005	49,957	10/03/2005	
Specialized Loan Servicing, LLC	Cook	Franklin Park	60131	11/23/2004	170,400	12/28/2005	
Specialized Loan Servicing, LLC	Cook	Maywood	60153	05/28/2004	132,269	07/05/2005	
Specialized Loan Servicing, LLC	Cook	Oak Park	60302	06/10/2004	358,991	12/06/2005	
Specialized Loan Servicing, LLC	Will	Channahon	60410	02/27/2005	135,557	08/22/2005	
Specialized Loan Servicing, LLC	Cook	Lynwood	60411	04/06/2004	30,820	08/18/2005	
Specialized Loan Servicing, LLC	Cook	Dolton	60419	08/03/2004	122,235	10/03/2005	
Specialized Loan Servicing, LLC	Cook	Cntry Club Hills	60478	09/30/2004	84,197	09/13/2005	
Specialized Loan Servicing, LLC	Kane	Aurora	60505	07/02/2004	117,088	10/03/2005	
Specialized Loan Servicing, LLC	Kane	Aurora	60506	11/04/2004	84,402	07/05/2005	

Statewide Foreclosures for the Second Half of 2005

Institution Name	County	City	Zip	Loan Date	Loan Amount	Filing Date	Close Date
Specialized Loan Servicing, LLC	DeKalb	Hinckley	60520	10/26/2004	142,581	09/08/2005	
Specialized Loan Servicing, LLC	Kendall	Yorkville	60560	01/13/2005	325,600	10/03/2005	
Specialized Loan Servicing, LLC	Cook	Chicago	60607	09/23/2004	348,800	07/07/2005	
Specialized Loan Servicing, LLC	Cook	Chicago	60613	09/30/2004	333,610	07/05/2005	
Specialized Loan Servicing, LLC	Cook	Chicago	60617	02/03/2005	40,000	09/15/2005	
Specialized Loan Servicing, LLC	Cook	Chicago	60620	09/02/2004	122,756	07/07/2005	
Specialized Loan Servicing, LLC	Cook	Chicago	60622	01/21/2005	275,567	09/08/2005	
Specialized Loan Servicing, LLC	Cook	Chicago	60624	12/28/2004	194,565	12/02/2005	
Specialized Loan Servicing, LLC	Cook	Chicago	60625	11/18/2004	448,000	08/03/2005	
Specialized Loan Servicing, LLC	Cook	Chicago	60625	11/18/2004	111,899	08/03/2005	
Specialized Loan Servicing, LLC	Cook	Chicago	60636	01/13/2005	45,696	11/01/2005	
Specialized Loan Servicing, LLC	Cook	Chicago	60636	05/28/2004	124,580	09/07/2005	
Specialized Loan Servicing, LLC	Cook	Chicago	60636	02/04/2005	143,830	09/06/2005	
Specialized Loan Servicing, LLC	Cook	Chicago	60639	01/21/2005	30,001	09/16/2005	
Specialized Loan Servicing, LLC	Cook	Chicago	60651	06/30/2004	170,996	07/14/2005	
Specialized Loan Servicing, LLC	Cook	Chicago	60651	06/30/2004	42,889	07/14/2005	
Specialized Loan Servicing, LLC	Cook	Chicago	60653	10/28/2004	47,934	07/14/2005	
Specialized Loan Servicing, LLC	Cook	Chicago	60659	08/31/2004	118,654	12/02/2005	
Specialized Loan Servicing, LLC	Cook	Alsip	60803	12/20/2004	56,602	10/04/2005	
Specialized Loan Servicing, LLC	Stephenson	Freeport	61032	01/14/2005	36,587	09/06/2005	
Spring Valley City Bank	Putnam	Granville	61326	08/25/2003	51,595	08/16/2005	12/14/2005
Spring Valley City Bank	Putnam	Granville	61326	03/22/2001	65,000	10/19/2005	
Spring Valley City Bank	LaSalle	Peru	61354	02/09/1994	20,600	07/28/2005	11/23/2005
Standard Bank and Trust Company	Will	Wilmington	60481	03/28/1998	87,900	09/29/2005	
Standard Bank and Trust Company	Cook	Evergreen Park	60805	08/19/2003	118,000	07/01/2005	
State Bank	McHenry	McHenry	60050	11/19/2002	59,131	04/01/2005	10/12/2005
State Bank	McHenry	Lakemoor	60051	12/04/2002	100,608	08/30/2005	11/03/2005
State Bank	McHenry	Wonder Lake	60097	07/30/1999	89,491	11/21/2003	02/07/2005
State Bank	McHenry	Wonder Lake	60097	01/15/2002	140,142	03/07/2005	07/20/2005
State Bank of Cerro Gordo	Piatt	Cerro Gordo	61818	02/12/2000	48,000	08/25/2005	10/26/2005
State Bank of Graymont	Livingston	Flanagan	61740	07/01/1999	42,000	11/07/2005	
State Bank of Lincoln	Lee	Amboy	61310	05/08/2001	24,930	09/14/2005	
State Bank of Lincoln	Lee	Amboy	61310	01/19/1999	97,500		09/29/2005
State Bank of Lincoln	Tazewell	Green Valley	61534	07/08/2003	44,650	12/23/2005	
State Bank of Lincoln	Vermilion	Danville	61832	07/06/2004	88,000	12/22/2005	
State Bank of Lincoln	Dewitt	Farmer City	61842	03/04/2003	78,250	07/01/2005	
State Bank of Lincoln	Clark	Westfield	62474	06/23/2003	50,655	09/14/2005	
State Bank of Lincoln	Logan	Mt. Pulaski	62548	11/04/2003	86,000	12/07/2005	
State Bank of Lincoln	Logan	Lincoln	62656	11/15/2002	99,900	10/21/2005	
State Bank of Lincoln	Logan	Lincoln	62656	03/03/2003	36,500		08/14/2005

Statewide Foreclosures for the Second Half of 2005

Institution Name	County	City	Zip	Loan Date	Loan Amount	Filing Date	Close Date
State Bank of Lincoln	Logan	Lincoln	62656	06/27/2000	54,400		07/01/2005
State Bank of Lincoln	Alexander	Cairo	62914	12/04/2001	34,500	11/12/2005	
State Bank of Saunemini	Livingston	Saunemini	61769	04/02/2002	44,000	12/27/2005	
State Bank of The Lakes	Lake	Gurnee	60031	05/29/2003	183,796	06/22/2005	
State Bank of The Lakes	Lake	Gurnee	60031	05/29/2003	56,700	06/22/2005	
State Bank of The Lakes	Lake	Lake Villa	60046	02/12/2002	135,120	10/27/2004	
State Bank of Whittington	Franklin	Benton	62812	08/08/2002	13,124	04/04/2005	12/28/2005
State Bank of Whittington	Franklin	Benton	62812	04/30/2002	30,479	09/09/2005	
Streator Home Building and Loan Association	Livingston	Streator	61364	10/01/1993	27,466	02/17/2005	09/23/2005
Suburban Bank & Trust Company	Cook	Chicago Heights	60411	08/15/2003	17,000		10/07/2005
SunTrust Mortgage, Inc.	COOK	STREAMWOOD	60107	10/24/1996	123,500	11/21/2005	
SunTrust Mortgage, Inc.	COOK	CHICAGO	60643	04/26/2004	155,000	11/04/2004	11/18/2005
SunTrust Mortgage, Inc.	COOK	CHICAGO	60644	04/27/2004	168,250	11/25/2005	
SunTrust Mortgage, Inc.	COOK	CHICAGO	60655	08/31/2004	128,000	11/17/2005	
SunTrust Mortgage, Inc.	COOK	ELMWOOD PARK	60707	03/29/2004	279,000	07/09/2005	
SunTrust Mortgage, Inc.	IROQUOIS	BUCKLEY	60918	08/29/1997	56,100	05/25/2004	07/06/2005
SunTrust Mortgage, Inc.	WINNEBAGO	ROSCOE	61073	11/10/2003	132,914	10/28/2005	
SunTrust Mortgage, Inc.	WINNEBAGO	SOUTH BELOIT	61080	12/03/2002	116,166	09/15/2003	12/15/2005
SunTrust Mortgage, Inc.	WINNEBAGO	ROCKFORD	61101	05/25/2004	51,765	12/28/2004	12/20/2005
SunTrust Mortgage, Inc.	WINNEBAGO	MACHESNEY PARK	61115	04/18/2003	106,331	11/30/2005	
SunTrust Mortgage, Inc.	ROCK ISLAND	TAYLOR RIDGE	61284	06/06/2003	190,400	07/18/2005	
SunTrust Mortgage, Inc.	WARREN	ROSEVILLE	61473	10/25/2002	45,000	04/13/2004	10/24/2005
SunTrust Mortgage, Inc.	PEORIA	PEORIA HEIGHTS	61616	04/23/2003	50,288	09/13/2005	
SunTrust Mortgage, Inc.	ST CLAIR	BELLEVILLE	62220	09/17/2004	95,920	12/06/2005	
SunTrust Mortgage, Inc.	MONROE	WATERLOO	62298	04/21/2003	144,800	09/12/2005	
SunTrust Mortgage, Inc.	WILLIAMSON	CREAL SPRINGS	62922	02/04/2003	55,600	07/19/2005	
Taylor, Bean & Whitaker Mortgage Corporation	Lake	Antioch	60002	10/03/2000	65,000	09/29/2005	
Taylor, Bean & Whitaker Mortgage Corporation	Cook	Wheeling	60090	07/26/2004	107,000		10/20/2005
Taylor, Bean & Whitaker Mortgage Corporation	Kane	Algonquin	60102	01/28/2002	300,700	08/08/2005	
Taylor, Bean & Whitaker Mortgage Corporation	Cook	Markham	60426	11/23/2004	95,000	10/25/2005	
Taylor, Bean & Whitaker Mortgage Corporation	Cook	Lansing	60438	06/06/2003	40,200	10/26/2005	
Taylor, Bean & Whitaker Mortgage Corporation	Cook	Oaklawn	60453	02/01/2001	189,900	07/15/2005	
Taylor, Bean & Whitaker Mortgage Corporation	Cook	Bridgeview	60455	02/28/2003	122,000	11/29/2005	
Taylor, Bean & Whitaker Mortgage Corporation	Will	Plainfield	60544	08/01/2002	147,000	10/20/2005	
Taylor, Bean & Whitaker Mortgage Corporation	DeKalb	Somonauk	60552	06/28/2002	149,150	09/02/2005	
Taylor, Bean & Whitaker Mortgage Corporation	Cook	Chicago	60611	02/02/2005	650,000	08/09/2005	
Taylor, Bean & Whitaker Mortgage Corporation	Cook	Chicago	60619	08/30/2004	65,900	11/29/2005	
Taylor, Bean & Whitaker Mortgage Corporation	McHenry	Geneseo	61254	07/27/2004	134,250	11/04/2005	
Taylor, Bean & Whitaker Mortgage Corporation	Champaign	Sidney	61877	04/26/2002	75,000	08/30/2005	
Taylor, Bean & Whitaker Mortgage Corporation	Madison	Pontoon Beach	62040	03/24/2004	77,425	07/25/2005	

Statewide Foreclosures for the Second Half of 2005

Institution Name	County	City	Zip	Loan Date	Loan Amount	Filing Date	Close Date
Taylor, Bean & Whitaker Mortgage Corporation	Madison	South Roxana	62087	04/12/2002	70,300		08/23/2005
Taylor, Bean & Whitaker Mortgage Corporation	St Clair	Fairview Heights	62208	05/30/2002	78,585	12/28/2005	
Taylor, Bean & Whitaker Mortgage Corporation	St Clair	Belleville	62223	02/23/2005	85,000	10/26/2005	
Taylor, Bean & Whitaker Mortgage Corporation	Chritian	Taylorville	62568	04/19/2002	127,500	11/30/2005	
The Bank of Edwardsville	Madison	Alton	62002	01/18/2002	43,550	09/20/2005	
The Bank of Edwardsville	Madison	Edwardsville	62025	03/27/1995	41,680	08/11/2005	
The Bank of Edwardsville	Madison	Edwardsville	62025	10/26/1994	51,310	08/11/2005	
The Bank of Edwardsville	Madison	Edwardsville	62025	12/31/1996	15,000	08/11/2005	
The Bank of Edwardsville	Madison	Granite City	62040	11/04/1998	154,722	10/06/2005	
The Bank of Edwardsville	Madison	Pontoon Beach	62040	05/23/2003	200,000	12/15/2005	
The Bank of Edwardsville	Madison	Pontoon Beach	62040	07/26/2004	22,500	12/15/2005	
The Bank of Edwardsville	Madison	Wood River	62095	04/12/1999	11,200	11/21/2005	
The Bank of Herrin	Williamson	Herrin	62948	08/18/2000	28,604	08/01/2005	
The Bank of Herrin	Williamson	Herrin	62948	11/23/2004	26,256	11/10/2005	
The Bank of Marion	Williamson	Creal Springs	62922	07/23/2003	116,500	11/18/2005	
The Clay City Banking Co	Clay	Flora	62839	08/03/2000	5,792	08/31/2005	
The Edgar County Bank and Trust Co.	EDGAR	PARIS	61944	06/30/2000	14,400	12/21/2006	
The Elgin State Bank	Kane	Elgin	60123	07/25/2001	99,750	04/14/2005	08/19/2005
The Farmers and Mechanics Bank	Knox	Galesburg	61401	11/25/2002	16,422	11/18/2005	
The Farmers Bank of Liberty	Adams	Plainville	62365	09/19/1998	52,500	01/14/2005	07/20/2005
The Farmers Bank of Mt Pulaski	Logan	Middletown	62666	10/29/2002	33,500	03/31/2005	12/30/2005
The Farmers State Bank and Trust Company	Morgan	Jacksonville	62650	03/25/1997	40,000	04/22/2005	10/14/2005
The Farmers State Bank and Trust Company	Morgan	Jacksonville	62650	12/12/1997	86,000	04/22/2005	12/13/2005
The Farmers State Bank and Trust Company	Morgan	Jacksonville	62650	11/04/2002	62,000	04/22/2005	11/05/2005
The Farmers State Bank and Trust Company	Morgan	Jacksonville	62650	08/28/1998	37,677	01/18/2005	11/02/2005
The Farmers State Bank and Trust Company	Morgan	Jacksonville	62650	07/14/2003	15,500	10/17/2005	
The Farmers State Bank and Trust Company	Morgan	Jacksonville	62650	06/30/2004	90,000	10/14/2005	
The First State Bank of Grand Chain	Alexander	Tamms	62988	05/12/1998	63,579	10/06/2004	08/10/2005
The Harvard State Bank	McHenry	Marengo	60152	01/17/2003	100,948	08/30/2005	
The Harvard State Bank	McHenry	Marengo	60152	07/23/2003	7,263	08/30/2005	
The Northern Trust Company	Lake	Lake Forest	60045	07/31/1998	392,544	11/30/2005	
The Northern Trust Company	Cook	Oak Park	60302	09/28/2001	32,830	08/31/2005	
The Northern Trust Company	Cook	Harvey	60426	02/27/2001	67,767	01/31/2005	11/09/2005
The Northern Trust Company	Cook	Hazel Crest	60429	08/21/1992	47,386	07/29/2025	
The Northern Trust Company	Cook	Riverside	60546	10/15/1999	240,337	11/30/2005	
The Northern Trust Company	Cook	Chicago	60611	01/12/1999	71,213	09/30/2005	
The Northern Trust Company	Cook	Chicago	60623	11/10/1997	89,381	08/31/2005	
The Northern Trust Company	Cook	Chicago	60637	11/01/2003	122,582	08/05/2005	
The Northern Trust Company	Cook	Chicago	60637	12/30/1996	206,594	08/31/2005	
The Northern Trust Company	Cook	Chicago	60643	05/11/2001	52,263	10/05/2005	

Statewide Foreclosures for the Second Half of 2005

Institution Name	County	City	Zip	Loan Date	Loan Amount	Filing Date	Close Date
The Northern Trust Company	Cook	Chicago	60644	09/28/1993	75,817	09/22/2005	
The Northern Trust Company	Cook	Chicago	60647	12/23/2003	194,776	11/30/2005	
The Northern Trust Company	Cook	Chicago	60649	04/20/2002	88,662	07/11/2005	
The Peoples State Bank of Newton, Illinois	Lawrence	Bridgeport	62417	06/01/1999	18,054	11/19/2005	
The Peoples State Bank of Newton, Illinois	Lawrence	Bridgeport	62417	08/27/2003	25,597	02/14/2005	11/21/2005
The Peoples State Bank of Newton, Illinois	Lawrence	Bridgeport	62417	06/27/2001	12,628	06/27/2005	11/28/2005
The Peoples State Bank of Newton, Illinois	Lawrence	Sumner	62466	06/19/2001	25,688	03/21/2005	07/25/2005
The Peoples State Bank of Newton, Illinois	Richland	Noble	62868	03/19/1999	19,471	11/10/2005	
Tompkins State Bank	Knox	Abingdon	61410	02/04/2002	48,000	09/10/2004	12/05/2005
Tompkins State Bank	Fulton	London Mills	61544	10/05/2001	30,800	05/25/2004	07/25/2005
Town & Country Bank	Macon	Decatur	62521	12/19/2002	31,700	05/27/2005	10/18/2005
Town & Country Bank	Macon	Decatur	62526	05/21/2004	66,826	08/23/2005	
Town & Country Bank of Springfield	Pike	New Salem	62357	12/07/1998	52,985	11/28/2005	
Town & Country Bank of Springfield	Pike County	New Salem	62357	12/07/1998	52,985	11/28/2005	
Town & Country Bank of Springfield	Pike	New Salem	62357	12/07/1998	52,985	11/28/2005	
Town & Country Bank of Springfield	Macon	Oakley	62501	01/04/2002	54,902	11/28/2005	
Town & Country Bank of Springfield	Macon County	Oakley	62501	01/04/2002	54,902	11/28/2005	
Town & Country Bank of Springfield	Macon	Oakley	62501	01/04/2002	54,902	11/28/2005	
Town & Country Bank of Springfield	Logan	Chestnut	62518	11/14/2002	61,071	07/22/2005	12/16/2005
Town & Country Bank of Springfield	Logan County	Chestnut	62518	11/14/2005	61,071	07/22/2005	12/16/2005
Town & Country Bank of Springfield	Logan	Chestnut	62518	11/14/2002	61,071	07/22/2005	12/16/2005
Town & Country Bank of Springfield	Macon	Decatur	62526	01/25/2002	24,588	08/10/2005	
Town & Country Bank of Springfield	Macon County	Decatur	62526	01/25/2005	24,588	08/10/2005	
Town & Country Bank of Springfield	Macon	Decatur	62526	01/25/2002	24,588	08/10/2005	
Town & Country Bank of Springfield	Macoupin	Palmyra	62674	05/08/2003	37,483	11/29/2004	08/30/2005
Town & Country Bank of Springfield	Macoupin County	Palmyra	62674	05/08/2003	37,483	11/29/2004	08/30/2005
Town & Country Bank of Springfield	Macoupin	Palmyra	62674	05/08/2003	37,483	11/29/2004	08/30/2005
Town & Country Bank of Springfield	Sangamon	Springfield	62704	06/14/2001	81,388	01/10/2005	09/20/2005
Town & Country Bank of Springfield	Sangamon County	Springfield	62704	06/14/2001	81,388	01/10/2005	09/20/2005
Town & Country Bank of Springfield	Sangamon	Springfield	62704	06/14/2001	81,388	01/10/2005	09/20/2005
Trustbank	Richland	Olney	62450	06/02/1998	23,166	11/01/2005	02/01/2006
Trustcorp Mortgage Company	Vermillion	Danville	61834	02/12/2001	47,700	11/04/2004	06/23/2005
Twin Oaks Savings Bank	LaSalle	Marseilles	61341	07/20/1994	24,508	07/27/2005	
Union Savings Bank	STEPHENSON	CEDARVILLE	61013	08/18/2003	91,500	12/21/2005	
Union Savings Bank	STEPHENSON	FREEMPORT	61032	10/25/2002	43,000	07/17/2005	
Union Savings Bank	STEPHENSON	FREEMPORT	61032	04/27/2000	6,000	07/17/2005	
Union Savings Bank	STEPHENSON	ORANGEVILLE	61060	07/09/2003	65,600	12/21/2005	
Union Savings Bank	STEPHENSON	PEARL CITY	61062	03/11/2002	64,000	11/16/2005	
Union Savings Bank	STEPHENSON	PEARL CITY	61062	03/15/2002	16,250	11/16/2005	
UnionBank	Dekalb	Cortland	60112	09/28/2001	29,500	10/04/2005	

Statewide Foreclosures for the Second Half of 2005

Institution Name	County	City	Zip	Loan Date	Loan Amount	Filing Date	Close Date
UnionBank	LaSalle	Ransom	60470	08/24/2001	38,000	12/06/2005	
UnionBank	LaSalle	Ransom	60470	02/06/1999	126,000	12/21/2005	
UnionBank	Dekalb	Hinckley	60520	08/06/2001	118,750	10/04/2005	
UnionBank	Lee	Ashton	61006	03/27/2000	64,800	07/08/2005	
UnionBank	Lee	Ashton	61006	03/27/2000	8,100	07/08/2005	
UnionBank	Whiteside	Tampico	61283	05/02/1997	47,490	12/15/2005	
UnionBank	LaSalle	LaSalle	61301	11/04/2002	68,000	11/28/2005	
UnionBank	LaSalle	LaSalle	61301	08/13/2002	36,000	09/24/2005	
UnionBank	LaSalle	Oglesby	61348	11/25/2003	20,000	10/03/2005	
UnionBank	Bureau	Princeton	61356	01/14/2003	74,700	10/19/2005	12/14/2005
UnionBank	LaSalle	Streator	61364	03/03/2000	14,400	12/23/2005	
UnionBank	Adams	Quincy	62301	01/31/2003	14,836	06/13/2005	10/24/2005
United Community Bank	Iroquois	Crescent City	60970	06/03/1998	30,000	12/15/2005	
United Community Bank	McLean	Chenoa	61726	04/17/1998	70,000	09/01/2004	09/08/2005
United Community Bank	Vermilion	Danville	61832	07/17/2000	4,848,000	11/02/2004	10/31/2005
United Community Bank	Vermilion	Danville	61832	08/19/2003	2,000,000	06/16/2005	08/09/2005
United Community Bank	Vermilion	Georgetown	61846	07/22/1994	4,641,000	03/16/2005	11/30/2005
United Community Bank	Champaign	Philo	61864	11/14/2003	68,000	10/11/2005	11/29/2005
United Community Bank	Coles	Mattoon	61938	12/29/2000	48,000	08/01/2004	08/19/2005
United Community Bank	Madison	Godfrey	62035	06/01/2004	66,400	08/28/2005	
United Community Bank	Madison	Godfrey	62035	02/09/2005	8,000	08/28/2005	
United Community Bank	Jasper	Newton	62448	12/07/1998	77,600	12/31/2005	
United Community Bank	Christian	Pana	62557	08/21/2002	29,500	12/15/2005	02/17/2006
United Community Bank	Sangamon	Spaulding	62561	06/06/2003	110,855	11/01/2004	11/15/2005
United Community Bank	Sangamon	Rochester	62563	10/14/1994	28,000	12/22/2005	01/05/2006
United Community Bank	Christian	Taylorville	62568	12/06/2004	47,522	10/21/2005	
United Community Bank	Sangamon	Auburn	62615	08/04/2003	73,000	04/01/2005	07/15/2005
United Community Bank	Sangamon	Auburn	62615	12/26/2002	86,500	12/16/2005	02/15/2006
United Community Bank	Sangamon	Auburn	62615	08/13/2004	117,000	10/11/2005	
United Community Bank	Sangamon	Chatham	62629	08/03/2000	69,350	09/01/2004	09/07/2005
United Community Bank	Sangamon	Chatham	62629	07/09/2003	20,000	08/17/2005	11/30/2005
United Community Bank	Sangamon	Chatham	62629	03/07/2003	185,000	08/17/2005	11/30/2005
United Community Bank	Sangamon	Loami	62661	09/30/2002	51,920	10/24/2005	
United Community Bank	Sangamon	Loami	62661	09/02/2003	6,500	10/24/2005	
United Community Bank	Menard	Petersburg	62675	07/30/1999	79,500	11/01/2004	11/10/2005
United Community Bank	Sangamon	Springfield	62702	05/18/1993	18,875	02/24/2005	09/22/2005
United Community Bank	Sangamon	Springfield	62704	03/23/2002	31,427	10/18/2005	
United Community Bank	Sangamon	Springfield	62707	05/12/2003	115,936	10/19/2005	11/16/2005
United Community Bank	Sangamon	Springfield	62711	03/30/2000	64,125	11/16/2005	
United Financial Mortgage Corp.	Cook	Lemont	60439	05/17/2004	123,500	12/29/2005	

Statewide Foreclosures for the Second Half of 2005

Institution Name	County	City	Zip	Loan Date	Loan Amount	Filing Date	Close Date
United Mortgage and Loan Investment, LLC	Cook	Flossmoor	60422	07/15/2000	39,688	08/29/2005	
United Mortgage and Loan Investment, LLC	Cook	Flossmoor	60422	09/30/2000	40,516	08/29/2005	
United Mortgage and Loan Investment, LLC	Cook	Harvey	60428	04/23/1998	24,012	07/04/2005	
United Mortgage and Loan Investment, LLC	Cook	Chicago Heights	60461	08/28/1996	19,548	12/09/2005	
United Mortgage and Loan Investment, LLC	Coles	Ashmore	61912	03/11/1998	26,959	12/02/2005	
United Mortgage and Loan Investment, LLC	St. Clair	E. St. Louis	62203	03/31/1999	30,950	11/28/2005	
United Mortgage and Loan Investment, LLC	St. Clair	E. St. Louis	62205	04/29/1999	42,961	11/02/2005	
United Mortgage and Loan Investment, LLC	Macon	Decatur	62526	07/26/2001	42,002	12/07/2005	
Universal Mortgage Corporation	Lake	Zion	60099	03/14/2005	168,000	10/05/2005	
Universal Mortgage Corporation	Cook	Bellwood	60104	03/26/2001	95,744	08/23/2005	
Universal Mortgage Corporation	DuPage	Glendale Heights	60139	05/10/2004	106,700	08/08/2005	
Universal Mortgage Corporation	Cook	Hazel Crest	60429	10/10/2003	78,300	03/07/2005	11/10/2005
Universal Mortgage Corporation	Cook	Chicago	60629	01/31/2003	179,550	09/19/2005	
Vermilion Valley Bank	LIVINGSTON	CHATSWORTH	60921	01/12/1996	20,100	07/14/2005	11/02/2005
Vermilion Valley Bank	LIVINGSTON	CHATSWORTH	60921	12/17/2001	45,523	10/06/2005	
Vermilion Valley Bank	FORD	ROBERTS	60962	01/10/2002	79,166	12/21/2004	08/16/2005
Washtenaw Mortgage Company	Will	Plainfield	60544	09/09/2003	218,500	09/03/2004	09/14/2005
West Pointe Bank and Trust Company	Madison	Granite City	62040	10/23/2002	148,000	07/14/2004	11/23/2005
West Pointe Bank and Trust Company	St. Clair	Caseyville	62232	02/10/2000	48,000	05/21/2004	11/23/2005
West Suburban Bank	DuPage	West Chicago	60185	04/06/1999	15,000	12/02/2005	
West Suburban Bank	Will	Bolingbrook	60440	09/24/2002	30,000	10/19/2004	11/17/2005
West Suburban Bank	Lake	Lake Villa	66046	12/23/2002	350,949	11/30/2005	
Williamsville State Bank & Trust	Sangamon	Chatham	62629	06/20/2001	146,500	08/30/2005	11/15/2005
Williamsville State Bank & Trust	Sangamon	Chatham	62629	06/20/2001	146,500	08/30/2005	11/15/2005
Williamsville State Bank & Trust	Sangamon	Springfield	62704	12/04/2000	104,000	11/21/2005	
Williamsville State Bank & Trust	Sangamon	Springfield	62704	12/04/2000	104,000	11/21/2005	
Williamsville State Bank & Trust	Sangamon	Springfield	62707	12/20/2001	134,000	12/08/2005	
Williamsville State Bank & Trust	Sangamon	Springfield	62707	12/20/2001	134,000	12/08/2005	
Williamsville State Bank & Trust	Sangamon	Springfield	62711	09/03/2005	186,000	12/16/2005	
Williamsville State Bank & Trust	Sangamon	Springfield	62711	09/03/2009	186,000	12/16/2005	
Wilshire Credit Corporation	LAKE	ANTIOCH	60002	08/17/2001	50,600	04/20/2004	12/15/2005
Wilshire Credit Corporation	LAKE	BARRINGTON HILLS	60010	07/14/2003	880,000	06/23/2004	08/26/2005
Wilshire Credit Corporation	COOK	SOUTH BARRINGTON	60010	08/30/2002	1,625,000	08/22/2005	
Wilshire Credit Corporation	COOK	DES PLAINES	60018	07/07/2003	212,000	07/18/2005	
Wilshire Credit Corporation	COOK	DES PLAINES	60018	04/26/2004	54,000	10/21/2005	
Wilshire Credit Corporation	LAKE	FOX LAKE	60020	12/23/2003	144,400	01/24/2005	10/27/2005
Wilshire Credit Corporation	LAKE	GRAYSLAKE	60030	11/11/2002	137,000	11/04/2004	11/10/2005
Wilshire Credit Corporation	LAKE	HIGHWOOD	60040	04/04/2003	153,000	12/19/2005	
Wilshire Credit Corporation	LAKE	LONG GROVE	60047	05/28/2004	85,400	08/23/2005	
Wilshire Credit Corporation	MCHENRY	MCHENRY	60050	11/14/2002	195,210	11/01/2005	

Statewide Foreclosures for the Second Half of 2005

Institution Name	County	City	Zip	Loan Date	Loan Amount	Filing Date	Close Date
Wilshire Credit Corporation	MCHENRY	MCHENRY	60050	03/24/2005	125,000	12/05/2005	
Wilshire Credit Corporation	LAKE	NORTH CHICAGO	60064	12/11/2002	126,000	10/25/2004	07/08/2005
Wilshire Credit Corporation	COOK	PROSPECT HTS	60070	02/02/2005	97,600	10/11/2005	
Wilshire Credit Corporation	COOK	SKOKIE	60077	10/25/2000	209,700	08/25/2005	
Wilshire Credit Corporation	COOK	SKOKIE	60077	02/15/2005	276,000	08/19/2005	
Wilshire Credit Corporation	LAKE	WAUKEGAN	60085	04/30/2003	112,646	12/17/2004	09/16/2005
Wilshire Credit Corporation	LAKE	ZION	60099	03/02/2005	135,200	12/09/2005	
Wilshire Credit Corporation	DU PAGE	ADDISON	60101	02/27/2004	179,200	12/13/2005	
Wilshire Credit Corporation	COOK	STREAMWOOD	60107	07/22/2004	314,900	07/11/2005	
Wilshire Credit Corporation	KANE	CARPENTERSVILLE	60110	11/27/2002	126,000	08/24/2005	
Wilshire Credit Corporation	COOK	ELGIN	60120	01/31/2005	183,600	10/31/2005	
Wilshire Credit Corporation	DU PAGE	HANOVER PARK	60133	01/31/2005	112,000	11/28/2005	
Wilshire Credit Corporation	COOK	MAYWOOD	60153	02/08/2002	25,000	09/20/2005	
Wilshire Credit Corporation	COOK	MAYWOOD	60153	01/19/2005	105,600	11/22/2005	
Wilshire Credit Corporation	COOK	MAYWOOD	60153	04/27/2003	82,400	11/18/2005	
Wilshire Credit Corporation	COOK	STONE PARK	60165	09/25/2003	233,500	08/18/2005	
Wilshire Credit Corporation	COOK	HOFFMAN ESTATES	60194	09/03/2004	100,000	11/01/2005	
Wilshire Credit Corporation	COOK	OAK PARK	60302	04/07/2005	375,000	10/27/2005	
Wilshire Credit Corporation	COOK	OAK PARK	60302	04/15/2005	319,920	11/30/2005	
Wilshire Credit Corporation	COOK	BERWYN	60402	12/29/2004	198,400	12/21/2005	
Wilshire Credit Corporation	COOK	BERWYN	60402	02/21/2005	306,000	08/04/2005	
Wilshire Credit Corporation	COOK	CALUMET CITY	60409	04/30/2003	103,500	11/15/2004	07/11/2005
Wilshire Credit Corporation	COOK	CALUMET CITY	60409	07/23/2003	65,591	07/01/2005	
Wilshire Credit Corporation	COOK	CALUMET CITY	60409	03/04/2005	136,000	11/18/2005	
Wilshire Credit Corporation	COOK	CHICAGO HEIGHTS	60411	12/19/2002	83,700	03/01/2005	10/24/2005
Wilshire Credit Corporation	COOK	CHICAGO HEIGHTS	60411	01/13/2005	75,200	09/30/2005	
Wilshire Credit Corporation	COOK	SAUK VILLAGE	60411	03/25/2005	281,700	12/16/2005	
Wilshire Credit Corporation	COOK	DOLTON	60419	12/19/2003	64,000	02/08/2005	10/31/2005
Wilshire Credit Corporation	COOK	DOLTON	60419	02/05/1999	97,600	10/31/2005	
Wilshire Credit Corporation	COOK	GLENWOOD	60425	11/06/2003	93,750	11/30/2004	09/07/2005
Wilshire Credit Corporation	COOK	GLENWOOD	60425	03/07/2001	24,400	07/08/2005	
Wilshire Credit Corporation	COOK	HARVEY	60426	11/14/2002	65,600	08/10/2004	08/22/2005
Wilshire Credit Corporation	COOK	HARVEY	60426	09/29/2003	120,000	08/05/2005	
Wilshire Credit Corporation	COOK	HARVEY	60426	07/09/2004	67,500	09/02/2005	
Wilshire Credit Corporation	COOK	HARVEY	60426	10/09/1998	68,800	11/19/2004	07/21/2005
Wilshire Credit Corporation	COOK	HAZEL CREST	60429	12/23/2004	110,400	07/12/2005	
Wilshire Credit Corporation	COOK	HOMEWOOD	60430	09/06/2002	6,900	12/16/2005	
Wilshire Credit Corporation	WILL	JOLIET	60435	10/06/1997	75,200	09/22/2005	
Wilshire Credit Corporation	COOK	LANSING	60438	02/27/2004	62,900	07/11/2005	
Wilshire Credit Corporation	COOK	LANSING	60438	03/24/2005	108,000	10/25/2005	

Statewide Foreclosures for the Second Half of 2005

Institution Name	County	City	Zip	Loan Date	Loan Amount	Filing Date	Close Date
Wilshire Credit Corporation	COOK	MATTESON	60443	12/01/2003	217,159	11/08/2005	
Wilshire Credit Corporation	COOK	MIDLOTHIAN	60445	01/21/1998	35,000	10/21/2004	10/31/2005
Wilshire Credit Corporation	WILL	ROMEOVILLE	60446	03/22/2005	312,800	12/13/2005	
Wilshire Credit Corporation	COOK	PARK FOREST	60466	04/03/2003	84,900	07/28/2005	
Wilshire Credit Corporation	COOK	PARK FOREST	60466	08/02/1999	76,400	01/13/2005	10/19/2005
Wilshire Credit Corporation	COOK	RIGHTON PARK	60471	04/26/2004	68,700	12/15/2005	
Wilshire Credit Corporation	COOK	RIGHTON PARK	60471	07/26/2004	216,000	11/23/2005	
Wilshire Credit Corporation	COOK	RIGHTON PARK	60471	12/21/2004	152,000	07/08/2005	
Wilshire Credit Corporation	COOK	RIGHTON PARK	60471	02/28/2005	82,600	10/31/2005	
Wilshire Credit Corporation	COOK	ROBBINS	60472	12/06/2002	44,000	09/14/2005	
Wilshire Credit Corporation	COOK	COUNTRY CLUB HILLS	60478	12/06/2002	108,000	10/21/2005	
Wilshire Credit Corporation	COOK	COUNTRY CLUB HILLS	60478	04/02/2004	260,000	12/14/2004	08/29/2005
Wilshire Credit Corporation	WILL	LOCKPORT	60491	04/01/2005	315,000	11/03/2005	
Wilshire Credit Corporation	KANE	AURORA	60506	11/30/1995	117,800	07/16/2003	10/13/2005
Wilshire Credit Corporation	DU PAGE	WOODRIDGE	60517	11/05/1999	150,000	12/19/2005	
Wilshire Credit Corporation	KENDALL	OSWEGO	60543	11/26/2003	243,105	08/30/2005	
Wilshire Credit Corporation	KENDALL	OSWEGO	60543	03/15/2005	354,600	12/05/2005	
Wilshire Credit Corporation	WILL	PLAINFIELD	60544	05/28/2004	265,237	09/06/2005	
Wilshire Credit Corporation	WILL	PLAINFIELD	60544	07/15/2004	169,600	10/07/2005	
Wilshire Credit Corporation	WILL	PLAINFIELD	60544	03/11/2005	135,150	12/20/2005	
Wilshire Credit Corporation	COOK	CHICAGO	60608	01/13/2003	121,000	08/22/2005	
Wilshire Credit Corporation	COOK	CHICAGO	60608	12/29/2004	175,000	10/31/2005	
Wilshire Credit Corporation	COOK	CHICAGO	60609	01/24/2005	182,750	07/27/2005	
Wilshire Credit Corporation	COOK	CHICAGO	60609	06/14/2004	70,000	12/12/2005	
Wilshire Credit Corporation	COOK	CHICAGO	60609	12/02/2004	108,000	07/07/2005	
Wilshire Credit Corporation	COOK	CHICAGO	60610	06/11/2001	532,500	10/01/2004	08/24/2005
Wilshire Credit Corporation	COOK	CHICAGO	60610	07/29/2004	500,000	09/02/2005	
Wilshire Credit Corporation	COOK	CHICAGO	60612	12/23/2003	288,000	08/11/2005	
Wilshire Credit Corporation	NULL	CHICAGO	60615	12/04/2002	88,000	10/21/2004	07/07/2005
Wilshire Credit Corporation	COOK	CHICAGO	60615	05/03/2004	294,000	09/13/2005	
Wilshire Credit Corporation	COOK	CHICAGO	60617	12/19/2002	93,700	08/05/2005	
Wilshire Credit Corporation	COOK	CHICAGO	60617	12/02/1998	73,950	07/11/2005	
Wilshire Credit Corporation	COOK	CHICAGO	60617	01/21/2005	98,320	09/06/2005	
Wilshire Credit Corporation	COOK	CHICAGO	60619	09/30/2003	103,500	11/10/2004	07/25/2005
Wilshire Credit Corporation	COOK	CHICAGO	60619	10/09/2003	186,400	08/31/2005	
Wilshire Credit Corporation	COOK	CHICAGO	60619	03/16/2004	192,000	12/01/2004	07/07/2005
Wilshire Credit Corporation	COOK	CHICAGO	60619	06/11/2004	137,750	09/30/2005	
Wilshire Credit Corporation	COOK	CHICAGO	60620	03/26/2004	195,000	10/03/2005	
Wilshire Credit Corporation	COOK	CHICAGO	60620	09/11/2003	104,000	12/10/2004	07/26/2005
Wilshire Credit Corporation	COOK	CHICAGO	60620	03/19/2004	140,875	12/22/2004	12/01/2005

Statewide Foreclosures for the Second Half of 2005


Institution Name	County	City	Zip	Loan Date	Loan Amount	Filing Date	Close Date
Wilshire Credit Corporation	COOK	CHICAGO	60620	11/17/2004	108,000	08/18/2005	
Wilshire Credit Corporation	COOK	CHICAGO	60621	04/08/2005	220,500	12/14/2005	
Wilshire Credit Corporation	COOK	CHICAGO	60622	12/17/2004	349,600	08/29/2005	
Wilshire Credit Corporation	COOK	CHICAGO	60624	06/06/2003	134,400	12/16/2005	
Wilshire Credit Corporation	COOK	CHICAGO	60625	04/18/2005	223,250	10/19/2005	
Wilshire Credit Corporation	COOK	CHICAGO	60628	02/20/2003	97,750	07/13/2004	08/09/2005
Wilshire Credit Corporation	COOK	CHICAGO	60628	05/27/2005	123,500	11/01/2005	
Wilshire Credit Corporation	COOK	CHICAGO	60628	07/28/2004	70,500	12/30/2004	08/09/2005
Wilshire Credit Corporation	COOK	CHICAGO	60628	12/23/2004	107,950	12/15/2005	
Wilshire Credit Corporation	COOK	CHICAGO	60628	12/16/2004	120,000	08/02/2005	
Wilshire Credit Corporation	COOK	CHICAGO	60628	10/15/2004	75,000	11/14/2005	
Wilshire Credit Corporation	COOK	CHICAGO	60629	12/19/2003	193,500	11/18/2005	
Wilshire Credit Corporation	COOK	CHICAGO	60629	11/13/1998	25,000	08/26/2005	
Wilshire Credit Corporation	COOK	CHICAGO	60634	03/17/2005	222,700	10/27/2005	
Wilshire Credit Corporation	COOK	CHICAGO	60636	12/10/2002	70,000	12/01/2004	08/03/2005
Wilshire Credit Corporation	COOK	CHICAGO	60636	07/02/2004	95,000	08/18/2005	
Wilshire Credit Corporation	COOK	CHICAGO	60636	09/20/2004	54,950	08/04/2005	
Wilshire Credit Corporation	COOK	CHICAGO	60636	04/07/2005	131,100	10/11/2005	
Wilshire Credit Corporation	COOK	CHICAGO	60638	02/16/2005	187,200	12/07/2005	
Wilshire Credit Corporation	COOK	CHICAGO	60641	01/18/2005	319,200	11/15/2005	
Wilshire Credit Corporation	COOK	CHICAGO	60643	09/23/2004	130,400	08/18/2005	
Wilshire Credit Corporation	COOK	CHICAGO	60643	05/21/2004	130,000	11/30/2005	
Wilshire Credit Corporation	COOK	CHICAGO	60645	06/25/2004	105,600	03/09/2005	12/05/2005
Wilshire Credit Corporation	COOK	CHICAGO	60645	06/25/2004	26,400		12/05/2005
Wilshire Credit Corporation	COOK	CHICAGO	60647	12/04/1991	85,116	10/25/2005	
Wilshire Credit Corporation	COOK	CHICAGO	60649	11/12/2004	144,000	07/14/2005	
Wilshire Credit Corporation	COOK	CHICAGO	60651	05/31/2005	136,000	12/07/2005	
Wilshire Credit Corporation	COOK	CHICAGO	60651	08/19/2004	372,000	12/12/2005	
Wilshire Credit Corporation	COOK	CHICAGO	60652	07/17/2002	24,000	11/18/2005	
Wilshire Credit Corporation	COOK	CHICAGO	60652	12/21/2004	200,000	07/11/2005	
Wilshire Credit Corporation	COOK	CHICAGO	60653	03/14/2002	64,800	11/14/2005	
Wilshire Credit Corporation	COOK	ALSIP	60803	10/12/2001	31,000	11/18/2005	
Wilshire Credit Corporation	COOK	EVERGREEN PARK	60805	03/11/2005	155,920	12/07/2005	
Wilshire Credit Corporation	WINNEBAGO	PECATONICA	61063	02/12/2001	79,900	08/02/2005	
Wilshire Credit Corporation	WINNEBAGO	ROCKFORD	61101	07/07/2004	243,900	12/13/2005	
Wilshire Credit Corporation	WINNEBAGO	ROCKFORD	61102	04/25/2003	37,500	11/18/2005	
Wilshire Credit Corporation	WINNEBAGO	ROCKFORD	61109	04/21/2005	58,410	11/29/2005	
Wilshire Credit Corporation	WINNEBAGO	MACHESNEY PARK	61115	06/24/2004	80,750	09/27/2005	
Wilshire Credit Corporation	HENRY	COLONA	61241	09/09/2003	96,380	12/07/2004	08/16/2005
Wilshire Credit Corporation	ROCK ISLAND	EAST MOLINE	61244	09/26/2000	56,250	07/29/2005	

Statewide Foreclosures for the Second Half of 2005

Institution Name	County	City	Zip	Loan Date	Loan Amount	Filing Date	Close Date
Wilshire Credit Corporation	LA SALLE	PERU	61354	10/31/2002	93,750	10/06/2005	
Wilshire Credit Corporation	KNOX	GALESBURG	61401	08/27/2003	97,750	10/26/2004	08/03/2005
Wilshire Credit Corporation	FULTON	CANTON	61520	03/18/2004	43,500	12/14/2005	
Wilshire Credit Corporation	PEORIA	DUNLAP	61525	03/01/2003	175,750	08/25/2005	
Wilshire Credit Corporation	TAZEWELL	WASHINGTON	61571	12/05/2001	67,200	09/03/2004	10/27/2005
Wilshire Credit Corporation	PEORIA	PEORIA	61606	07/28/2004	41,600	09/07/2005	
Wilshire Credit Corporation	PEORIA	PEORIA	61614	12/19/2002	94,500	12/20/2004	08/24/2005
Wilshire Credit Corporation	CHAMPAIGN	RANTOUL	61866	10/02/2003	53,210	08/05/2004	12/01/2005
Wilshire Credit Corporation	MADISON	EDWARDSVILLE	62025	02/25/2004	86,450	12/03/2004	07/12/2005
Wilshire Credit Corporation	MADISON	GRANITE CITY	62040	07/16/2004	44,800	03/16/2005	12/14/2005
Wilshire Credit Corporation	SAINT CLAIR	EAST SAINT LOUIS	62201	03/28/2003	52,200	03/09/2005	11/02/2005
Wilshire Credit Corporation	SAINT CLAIR	EAST SAINT LOUIS	62204	03/19/1998	31,500	02/21/2003	12/27/2005
Wilshire Credit Corporation	SAINT CLAIR	CAHOKIA	62206	02/02/1994	22,500	10/07/2005	
Wilshire Credit Corporation	SAINT CLAIR	FAIRVIEW HEIGHTS	62208	07/20/2004	117,000	03/29/2005	11/09/2005
Wilshire Credit Corporation	BOND	POCAHONTAS	62275	08/23/2004	93,500	09/14/2005	
Wilshire Credit Corporation	CUMBERLAND	GREENUP	62428	11/26/2003	64,600	11/14/2005	
Wilshire Credit Corporation	CLARK	MARTINSVILLE	62442	04/28/1999	32,000	12/27/2004	07/14/2005
Wilshire Credit Corporation	LAWRENCE	SUMNER	62466	02/19/1999	68,000	01/20/2005	09/29/2005
Wilshire Credit Corporation	MACON	DECATUR	62521	01/20/2005	68,400	11/16/2005	
Wilshire Credit Corporation	MASON	HAVANA	62644	03/18/2005	36,000	10/05/2005	
Wilshire Credit Corporation	LOGAN	LINCOLN	62656	04/08/2005	56,700	12/13/2005	
Wilshire Credit Corporation	MARION	CENTRALIA	62801	05/03/1996	30,800	10/27/2005	
Wilshire Credit Corporation	MARION	SALEM	62881	02/22/1995	48,000	10/25/2004	07/05/2005
Wilshire Credit Corporation	WILLIAMSON	CARTERVILLE	62918	03/10/2000	27,000	10/05/2004	07/19/2005

ILLINOIS DEPARTMENT OF FINANCIAL AND PROFESSIONAL REGULATION

Dean Martinez, Secretary



**Lorenzo D. Padron, Director
Division of Banking**

2005
DEFAULT AND FORECLOSURE
REPORT OF STATE CHARTERED THRIFTS,
COMMERCIAL BANKS, AND LICENSED
MORTGAGE SERVICERS

Appendix D

October, 2006

Statewide High Risk/Interst Loans for the First Half of 2005

Institution Name	County	City	Application Date	InterestRate (%)	Loan Date	Loan Amount	Loan Type
Aegis Mortgage Corporation	COOK	CHICAGO HEIGHTS	01/24/2005	10.175	01/24/2005	\$84,100	First
Aegis Mortgage Corporation	PEORIA	PEORIA	09/17/2004	10	09/30/2004	\$60,800	First
Ameriquet Mortgage Company	BOND	GREENVILLE	02/03/2005	10.2	02/16/2005	\$87,300	First
Ameriquet Mortgage Company	BOONE	BELVIDERE	02/21/2005	10.25	03/04/2005	\$157,500	First
Ameriquet Mortgage Company	BOONE	BELVIDERE	03/03/2005	10.25	03/30/2005	\$86,250	First
Ameriquet Mortgage Company	BOONE	BELVIDERE	03/11/2005	10.3	03/25/2005	\$92,700	First
Ameriquet Mortgage Company	BOONE	BELVIDERE	05/24/2005	10.4	06/03/2005	\$95,000	First
Ameriquet Mortgage Company	CARROLL	MOUNT CARROLL	05/31/2005	10.2	06/17/2005	\$60,800	First
Ameriquet Mortgage Company	CARROLL	SAVANNA	05/04/2005	10.5	05/20/2005	\$72,250	First
Ameriquet Mortgage Company	CHAMPAIGN	CHAMPAIGN	02/08/2005	10.1	02/28/2005	\$83,760	First
Ameriquet Mortgage Company	CHAMPAIGN	CHAMPAIGN	06/07/2005	10.05	06/23/2005	\$61,020	First
Ameriquet Mortgage Company	CHAMPAIGN	CHAMPAIGN	02/23/2005	10.35	03/21/2005	\$71,100	First
Ameriquet Mortgage Company	CHAMPAIGN	CHAMPAIGN	12/31/2004	10.5	01/18/2005	\$103,700	First
Ameriquet Mortgage Company	CHAMPAIGN	CHAMPAIGN	02/24/2005	10.55	03/24/2005	\$90,000	First
Ameriquet Mortgage Company	CHAMPAIGN	MAHOMET	12/17/2004	10.6	02/02/2005	\$77,220	First
Ameriquet Mortgage Company	CHAMPAIGN	RANTOUL	03/29/2005	10.15	04/11/2005	\$60,000	First
Ameriquet Mortgage Company	CHAMPAIGN	THOMASBORO	03/28/2005	10.15	04/12/2005	\$60,000	First
Ameriquet Mortgage Company	CHAMPAIGN	THOMASBORO	03/25/2005	10.3	04/04/2005	\$87,125	First
Ameriquet Mortgage Company	CHAMPAIGN	URBANA	02/09/2005	10.45	02/24/2005	\$75,000	First
Ameriquet Mortgage Company	CHRISTIAN	TAYLORVILLE	01/25/2005	10.1	02/09/2005	\$69,500	First
Ameriquet Mortgage Company	CHRISTIAN	TAYLORVILLE	05/03/2005	10.25	05/16/2005	\$68,000	First
Ameriquet Mortgage Company	CHRISTIAN	TAYLORVILLE	04/04/2005	10.3	04/20/2005	\$60,000	First
Ameriquet Mortgage Company	CHRISTIAN	TAYLORVILLE	04/01/2005	10.3	04/18/2005	\$76,075	First
Ameriquet Mortgage Company	CLARK	MARSHALL	06/04/2005	10.15	06/27/2005	\$78,000	First
Ameriquet Mortgage Company	CLARK	WESTFIELD	02/09/2005	10.55	03/03/2005	\$85,500	First
Ameriquet Mortgage Company	CLAY	FLORA	04/04/2005	10.5	04/27/2005	\$60,000	First
Ameriquet Mortgage Company	CLINTON	AVISTON	04/07/2005	10.45	04/25/2005	\$102,749	First
Ameriquet Mortgage Company	CLINTON	HOFFMAN	12/30/2004	10.6	01/18/2005	\$72,000	First
Ameriquet Mortgage Company	COLES	CHARLESTON	05/19/2005	10.25	06/14/2005	\$97,125	First
Ameriquet Mortgage Company	COLES	CHARLESTON	04/11/2005	10.35	04/27/2005	\$60,000	First
Ameriquet Mortgage Company	COLES	CHARLESTON	02/07/2005	10.4	02/25/2005	\$62,050	First
Ameriquet Mortgage Company	COLES	CHARLESTON	02/16/2005	10.45	03/03/2005	\$75,150	First
Ameriquet Mortgage Company	COLES	CHARLESTON	12/30/2004	10.45	02/25/2005	\$60,000	First
Ameriquet Mortgage Company	COLES	LERNA	05/02/2005	10.15	05/23/2005	\$112,500	First
Ameriquet Mortgage Company	COLES	MATTESON	05/13/2005	10.3	05/25/2005	\$67,500	First
Ameriquet Mortgage Company	COOK	ALSIP	03/02/2005	10.1	03/25/2005	\$148,500	First
Ameriquet Mortgage Company	COOK	BELLWOOD	03/08/2005	10.15	03/18/2005	\$168,390	First
Ameriquet Mortgage Company	COOK	BELLWOOD	01/18/2005	10.45	02/11/2005	\$168,480	First

Statewide High Risk/Interst Loans for the First Half of 2005

Amerquest Mortgage Company	COOK	BERWYN	03/07/2005	10.25	03/28/2005	\$213,350	First
Amerquest Mortgage Company	COOK	BERWYN	03/21/2005	10.25	03/31/2005	\$188,000	First
Amerquest Mortgage Company	COOK	BERWYN	06/03/2005	10.2	06/17/2005	\$262,500	First
Amerquest Mortgage Company	COOK	BERWYN	05/23/2005	10.4	06/15/2005	\$183,150	First
Amerquest Mortgage Company	COOK	BERWYN	05/24/2005	10.4	06/13/2005	\$230,128	First
Amerquest Mortgage Company	COOK	BLUE ISLAND	02/18/2005	10.3	03/09/2005	\$94,775	First
Amerquest Mortgage Company	COOK	BLUE ISLAND	01/29/2005	10.3	02/28/2005	\$60,000	First
Amerquest Mortgage Company	COOK	BLUE ISLAND	02/03/2005	10.3	03/07/2005	\$92,000	First
Amerquest Mortgage Company	COOK	BRIDGEVIEW	05/12/2005	10.5	05/31/2005	\$110,000	First
Amerquest Mortgage Company	COOK	BROADVIEW	03/02/2005	10.15	03/17/2005	\$168,750	First
Amerquest Mortgage Company	COOK	BROADVIEW	01/20/2005	10.35	01/31/2005	\$165,750	First
Amerquest Mortgage Company	COOK	BROADVIEW	05/17/2005	10.4	06/15/2005	\$198,000	First
Amerquest Mortgage Company	COOK	BROADVIEW	02/09/2005	10.45	02/28/2005	\$161,190	First
Amerquest Mortgage Company	COOK	BROADVIEW	04/21/2005	10.55	04/29/2005	\$168,800	First
Amerquest Mortgage Company	COOK	BROADVIEW	04/29/2005	10.6	05/31/2005	\$165,000	First
Amerquest Mortgage Company	COOK	BROOKFIELD	02/22/2005	10.4	03/22/2005	\$195,000	First
Amerquest Mortgage Company	COOK	BROOKFIELD	02/25/2005	10.6	03/22/2005	\$234,000	First
Amerquest Mortgage Company	COOK	BROOKFIELD	04/18/2005	10.6	04/29/2005	\$175,000	First
Amerquest Mortgage Company	COOK	BUFFALO GROVE	03/10/2005	10.35	04/27/2005	\$178,500	First
Amerquest Mortgage Company	COOK	BURBANK	02/04/2005	10.2	02/18/2005	\$91,125	First
Amerquest Mortgage Company	COOK	BURBANK	06/16/2005	10.2	06/29/2005	\$187,500	First
Amerquest Mortgage Company	COOK	BURBANK	03/21/2005	10.4	03/29/2005	\$177,030	First
Amerquest Mortgage Company	COOK	BURBANK	05/09/2005	10.55	05/31/2005	\$133,000	First
Amerquest Mortgage Company	COOK	BURNHAM	06/06/2005	10.25	06/15/2005	\$94,566	First
Amerquest Mortgage Company	COOK	CALUMET CITY	06/07/2005	10.1	06/30/2005	\$129,678	First
Amerquest Mortgage Company	COOK	CALUMET CITY	12/09/2004	10.25	01/11/2005	\$140,250	First
Amerquest Mortgage Company	COOK	CALUMET CITY	03/29/2005	10.35	04/08/2005	\$116,250	First
Amerquest Mortgage Company	COOK	CALUMET CITY	05/16/2005	10.45	06/08/2005	\$104,400	First
Amerquest Mortgage Company	COOK	CALUMET CITY	05/31/2005	10.5	06/23/2005	\$100,500	First
Amerquest Mortgage Company	COOK	CALUMET CITY	04/09/2005	10.5	04/22/2005	\$81,250	First
Amerquest Mortgage Company	COOK	CALUMET PARK	05/31/2005	10.3	06/22/2005	\$119,000	First
Amerquest Mortgage Company	COOK	CALUMET PARK	03/07/2005	10.3	03/28/2005	\$87,191	First
Amerquest Mortgage Company	COOK	CALUMET PARK	05/03/2005	10.35	05/19/2005	\$78,000	First
Amerquest Mortgage Company	COOK	CALUMET PARK	05/14/2005	12.25	05/27/2005	\$213,750	First
Amerquest Mortgage Company	COOK	CHICAGO	02/03/2005	10.1	02/17/2005	\$104,550	First
Amerquest Mortgage Company	COOK	CHICAGO	01/11/2005	10.1	01/27/2005	\$130,000	First
Amerquest Mortgage Company	COOK	CHICAGO	06/16/2005	10.1	06/29/2005	\$125,550	First
Amerquest Mortgage Company	COOK	CHICAGO	01/04/2005	10.1	01/27/2005	\$65,000	First
Amerquest Mortgage Company	COOK	CHICAGO	02/01/2005	10.1	02/14/2005	\$153,000	First
Amerquest Mortgage Company	COOK	CHICAGO	01/03/2005	10.1	01/28/2005	\$117,229	First

Statewide High Risk/Interst Loans for the First Half of 2005

Ameriquest Mortgage Company	COOK	CHICAGO	03/29/2005	10.15	04/11/2005	\$149,400	First
Ameriquest Mortgage Company	COOK	CHICAGO	03/16/2005	10.15	03/30/2005	\$113,000	First
Ameriquest Mortgage Company	COOK	CHICAGO	05/03/2005	10.15	05/16/2005	\$84,500	First
Ameriquest Mortgage Company	COOK	CHICAGO	12/28/2004	10.15	01/14/2005	\$62,000	First
Ameriquest Mortgage Company	COOK	CHICAGO	12/06/2004	10.15	01/20/2005	\$76,500	First
Ameriquest Mortgage Company	COOK	CHICAGO	05/10/2005	10.15	06/14/2005	\$146,250	First
Ameriquest Mortgage Company	COOK	CHICAGO	03/07/2005	10.15	03/24/2005	\$139,500	First
Ameriquest Mortgage Company	COOK	CHICAGO	02/15/2005	10.15	03/29/2005	\$93,000	First
Ameriquest Mortgage Company	COOK	CHICAGO	02/03/2005	10.15	02/24/2005	\$60,000	First
Ameriquest Mortgage Company	COOK	CHICAGO	03/02/2005	10.15	03/23/2005	\$119,650	First
Ameriquest Mortgage Company	COOK	CHICAGO	05/25/2005	10.05	06/09/2005	\$90,500	First
Ameriquest Mortgage Company	COOK	CHICAGO	01/13/2005	10.05	01/31/2005	\$101,000	First
Ameriquest Mortgage Company	COOK	CHICAGO	03/23/2005	10.05	04/07/2005	\$75,000	First
Ameriquest Mortgage Company	COOK	CHICAGO	01/28/2005	10.05	02/09/2005	\$135,000	First
Ameriquest Mortgage Company	COOK	CHICAGO	01/08/2005	10.05	01/21/2005	\$76,875	First
Ameriquest Mortgage Company	COOK	CHICAGO	01/31/2005	10.05	02/22/2005	\$95,284	First
Ameriquest Mortgage Company	COOK	CHICAGO	05/10/2005	10.05	05/31/2005	\$91,500	First
Ameriquest Mortgage Company	COOK	CHICAGO	01/03/2005	10.05	01/21/2005	\$95,000	First
Ameriquest Mortgage Company	COOK	CHICAGO	05/09/2005	10.05	05/19/2005	\$192,800	First
Ameriquest Mortgage Company	COOK	CHICAGO	01/05/2005	10.05	01/20/2005	\$225,000	First
Ameriquest Mortgage Company	COOK	CHICAGO	04/27/2005	10.05	05/12/2005	\$157,500	First
Ameriquest Mortgage Company	COOK	CHICAGO	02/21/2005	10.05	03/07/2005	\$67,500	First
Ameriquest Mortgage Company	COOK	CHICAGO	02/14/2005	10.1	03/02/2005	\$75,000	First
Ameriquest Mortgage Company	COOK	CHICAGO	02/17/2005	10.1	02/28/2005	\$119,250	First
Ameriquest Mortgage Company	COOK	CHICAGO	05/27/2005	10.1	06/24/2005	\$70,000	First
Ameriquest Mortgage Company	COOK	CHICAGO	02/22/2005	10.1	03/07/2005	\$90,900	First
Ameriquest Mortgage Company	COOK	CHICAGO	03/03/2005	10.1	03/23/2005	\$157,500	First
Ameriquest Mortgage Company	COOK	CHICAGO	03/21/2005	10.1	03/31/2005	\$141,950	First
Ameriquest Mortgage Company	COOK	CHICAGO	02/24/2005	10.1	03/07/2005	\$180,000	First
Ameriquest Mortgage Company	COOK	CHICAGO	05/31/2005	10.1	06/27/2005	\$118,000	First
Ameriquest Mortgage Company	COOK	CHICAGO	05/27/2005	10.1	06/15/2005	\$107,600	First
Ameriquest Mortgage Company	COOK	CHICAGO	05/04/2005	10.1	05/19/2005	\$176,350	First
Ameriquest Mortgage Company	COOK	CHICAGO	04/26/2005	10.1	05/06/2005	\$139,500	First
Ameriquest Mortgage Company	COOK	CHICAGO	04/15/2005	10.1	05/09/2005	\$68,000	First
Ameriquest Mortgage Company	COOK	CHICAGO	05/18/2005	10.1	06/10/2005	\$129,750	First
Ameriquest Mortgage Company	COOK	CHICAGO	03/23/2005	10.1	04/14/2005	\$116,728	First
Ameriquest Mortgage Company	COOK	CHICAGO	03/23/2005	10.1	03/31/2005	\$85,000	First
Ameriquest Mortgage Company	COOK	CHICAGO	02/21/2005	10.1	03/04/2005	\$100,000	First
Ameriquest Mortgage Company	COOK	CHICAGO	03/18/2005	10.1	03/28/2005	\$106,586	First
Ameriquest Mortgage Company	COOK	CHICAGO	01/14/2005	10.1	01/31/2005	\$123,250	First

Statewide High Risk/Interst Loans for the First Half of 2005

Amerquest Mortgage Company	COOK	CHICAGO	02/23/2005	10.1	03/16/2005	\$95,250	First
Amerquest Mortgage Company	COOK	CHICAGO	06/13/2005	10.1	06/22/2005	\$100,000	First
Amerquest Mortgage Company	COOK	CHICAGO	12/11/2004	10.25	01/18/2005	\$111,000	First
Amerquest Mortgage Company	COOK	CHICAGO	06/01/2005	10.25	06/17/2005	\$85,208	First
Amerquest Mortgage Company	COOK	CHICAGO	02/24/2005	10.25	03/14/2005	\$68,600	First
Amerquest Mortgage Company	COOK	CHICAGO	06/14/2005	10.25	06/28/2005	\$106,500	First
Amerquest Mortgage Company	COOK	CHICAGO	02/16/2005	10.25	03/02/2005	\$114,000	First
Amerquest Mortgage Company	COOK	CHICAGO	03/08/2005	10.25	03/21/2005	\$281,000	First
Amerquest Mortgage Company	COOK	CHICAGO	06/14/2005	10.25	06/30/2005	\$123,750	First
Amerquest Mortgage Company	COOK	CHICAGO	05/03/2005	10.25	05/23/2005	\$60,000	First
Amerquest Mortgage Company	COOK	CHICAGO	03/10/2005	10.25	03/28/2005	\$172,500	First
Amerquest Mortgage Company	COOK	CHICAGO	02/11/2005	10.3	03/02/2005	\$248,000	First
Amerquest Mortgage Company	COOK	CHICAGO	03/10/2005	10.3	03/23/2005	\$82,500	First
Amerquest Mortgage Company	COOK	CHICAGO	02/24/2005	10.3	04/11/2005	\$147,750	First
Amerquest Mortgage Company	COOK	CHICAGO	02/10/2005	10.3	03/22/2005	\$124,000	First
Amerquest Mortgage Company	COOK	CHICAGO	05/25/2005	10.3	06/08/2005	\$137,000	First
Amerquest Mortgage Company	COOK	CHICAGO	06/03/2005	10.3	06/21/2005	\$353,100	First
Amerquest Mortgage Company	COOK	CHICAGO	02/05/2005	10.3	02/28/2005	\$86,250	First
Amerquest Mortgage Company	COOK	CHICAGO	04/05/2005	10.3	04/25/2005	\$120,500	First
Amerquest Mortgage Company	COOK	CHICAGO	03/23/2005	10.3	04/05/2005	\$134,500	First
Amerquest Mortgage Company	COOK	CHICAGO	03/08/2005	10.3	03/25/2005	\$115,600	First
Amerquest Mortgage Company	COOK	CHICAGO	03/24/2005	10.3	04/07/2005	\$84,000	First
Amerquest Mortgage Company	COOK	CHICAGO	05/20/2005	10.3	06/30/2005	\$101,520	First
Amerquest Mortgage Company	COOK	CHICAGO	12/16/2004	10.2	01/11/2005	\$77,750	First
Amerquest Mortgage Company	COOK	CHICAGO	06/03/2005	10.2	06/30/2005	\$132,300	First
Amerquest Mortgage Company	COOK	CHICAGO	06/08/2005	10.25	06/23/2005	\$75,000	First
Amerquest Mortgage Company	COOK	CHICAGO	03/17/2005	10.25	03/29/2005	\$93,500	First
Amerquest Mortgage Company	COOK	CHICAGO	03/16/2005	10.25	03/28/2005	\$189,000	First
Amerquest Mortgage Company	COOK	CHICAGO	03/17/2005	10.25	03/29/2005	\$243,750	First
Amerquest Mortgage Company	COOK	CHICAGO	03/29/2005	10.25	04/15/2005	\$139,000	First
Amerquest Mortgage Company	COOK	CHICAGO	04/18/2005	10.25	05/09/2005	\$70,000	First
Amerquest Mortgage Company	COOK	CHICAGO	03/29/2005	10.25	04/15/2005	\$110,500	First
Amerquest Mortgage Company	COOK	CHICAGO	02/14/2005	10.25	02/28/2005	\$123,300	First
Amerquest Mortgage Company	COOK	CHICAGO	03/21/2005	10.25	03/31/2005	\$120,000	First
Amerquest Mortgage Company	COOK	CHICAGO	02/02/2005	10.25	02/09/2005	\$79,900	First
Amerquest Mortgage Company	COOK	CHICAGO	03/15/2005	10.25	03/23/2005	\$176,800	First
Amerquest Mortgage Company	COOK	CHICAGO	05/10/2005	10.25	06/17/2005	\$129,300	First
Amerquest Mortgage Company	COOK	CHICAGO	12/22/2004	10.25	01/13/2005	\$103,670	First
Amerquest Mortgage Company	COOK	CHICAGO	05/10/2005	10.25	06/07/2005	\$60,000	First
Amerquest Mortgage Company	COOK	CHICAGO	05/04/2005	10.25	05/24/2005	\$60,000	First

Statewide High Risk/Interst Loans for the First Half of 2005

Amerquest Mortgage Company	COOK	CHICAGO	03/03/2005	10.25	03/23/2005	\$291,000	First
Amerquest Mortgage Company	COOK	CHICAGO	03/03/2005	10.25	03/25/2005	\$469,800	First
Amerquest Mortgage Company	COOK	CHICAGO	05/31/2005	10.25	06/17/2005	\$155,000	First
Amerquest Mortgage Company	COOK	CHICAGO	01/03/2005	10.25	01/12/2005	\$108,800	First
Amerquest Mortgage Company	COOK	CHICAGO	02/21/2005	10.25	03/10/2005	\$111,011	First
Amerquest Mortgage Company	COOK	CHICAGO	03/14/2005	10.15	04/01/2005	\$192,800	First
Amerquest Mortgage Company	COOK	CHICAGO	03/15/2005	10.15	03/25/2005	\$89,000	First
Amerquest Mortgage Company	COOK	CHICAGO	01/13/2005	10.15	01/27/2005	\$74,750	First
Amerquest Mortgage Company	COOK	CHICAGO	06/07/2005	10.15	06/27/2005	\$122,200	First
Amerquest Mortgage Company	COOK	CHICAGO	01/17/2005	10.2	01/31/2005	\$64,500	First
Amerquest Mortgage Company	COOK	CHICAGO	01/03/2005	10.2	01/13/2005	\$84,000	First
Amerquest Mortgage Company	COOK	CHICAGO	04/22/2005	10.2	05/13/2005	\$73,000	First
Amerquest Mortgage Company	COOK	CHICAGO	12/28/2004	10.2	01/11/2005	\$108,750	First
Amerquest Mortgage Company	COOK	CHICAGO	03/02/2005	10.2	03/17/2005	\$229,000	First
Amerquest Mortgage Company	COOK	CHICAGO	04/12/2005	10.2	04/25/2005	\$148,500	First
Amerquest Mortgage Company	COOK	CHICAGO	05/24/2005	10.2	06/21/2005	\$140,175	First
Amerquest Mortgage Company	COOK	CHICAGO	01/06/2005	10.2	01/31/2005	\$135,000	First
Amerquest Mortgage Company	COOK	CHICAGO	06/07/2005	10.2	06/20/2005	\$103,250	First
Amerquest Mortgage Company	COOK	CHICAGO	06/22/2005	10.2	06/30/2005	\$143,100	First
Amerquest Mortgage Company	COOK	CHICAGO	01/11/2005	10.2	01/25/2005	\$109,000	First
Amerquest Mortgage Company	COOK	CHICAGO	05/16/2005	10.2	05/31/2005	\$90,000	First
Amerquest Mortgage Company	COOK	CHICAGO	06/06/2005	10.2	06/28/2005	\$172,800	First
Amerquest Mortgage Company	COOK	CHICAGO	06/06/2005	10.2	06/23/2005	\$117,000	First
Amerquest Mortgage Company	COOK	CHICAGO	06/03/2005	10.2	06/23/2005	\$119,595	First
Amerquest Mortgage Company	COOK	CHICAGO	04/11/2005	10.2	04/21/2005	\$161,500	First
Amerquest Mortgage Company	COOK	CHICAGO	05/24/2005	10.3	06/10/2005	\$150,000	First
Amerquest Mortgage Company	COOK	CHICAGO	06/02/2005	10.3	06/14/2005	\$129,000	First
Amerquest Mortgage Company	COOK	CHICAGO	02/17/2005	10.3	03/15/2005	\$103,128	First
Amerquest Mortgage Company	COOK	CHICAGO	01/28/2005	10.3	02/14/2005	\$60,200	First
Amerquest Mortgage Company	COOK	CHICAGO	05/04/2005	10.3	05/17/2005	\$120,000	First
Amerquest Mortgage Company	COOK	CHICAGO	06/07/2005	10.3	06/23/2005	\$91,000	First
Amerquest Mortgage Company	COOK	CHICAGO	05/03/2005	10.3	05/20/2005	\$91,726	First
Amerquest Mortgage Company	COOK	CHICAGO	06/07/2005	10.3	06/22/2005	\$115,500	First
Amerquest Mortgage Company	COOK	CHICAGO	06/09/2005	10.3	06/24/2005	\$120,480	First
Amerquest Mortgage Company	COOK	CHICAGO	06/13/2005	10.3	06/28/2005	\$95,500	First
Amerquest Mortgage Company	COOK	CHICAGO	06/16/2005	10.3	06/27/2005	\$91,800	First
Amerquest Mortgage Company	COOK	CHICAGO	06/13/2005	10.3	06/27/2005	\$93,750	First
Amerquest Mortgage Company	COOK	CHICAGO	06/14/2005	10.3	06/30/2005	\$252,000	First
Amerquest Mortgage Company	COOK	CHICAGO	04/19/2005	10.3	04/27/2005	\$109,512	First
Amerquest Mortgage Company	COOK	CHICAGO	06/07/2005	10.3	06/20/2005	\$95,500	First

Statewide High Risk/Interst Loans for the First Half of 2005

Amerquest Mortgage Company	COOK	CHICAGO	05/11/2005	10.3	05/25/2005	\$128,250	First
Amerquest Mortgage Company	COOK	CHICAGO	12/28/2004	10.3	01/11/2005	\$123,165	First
Amerquest Mortgage Company	COOK	CHICAGO	04/13/2005	10.3	04/27/2005	\$95,200	First
Amerquest Mortgage Company	COOK	CHICAGO	03/18/2005	10.35	03/29/2005	\$154,400	First
Amerquest Mortgage Company	COOK	CHICAGO	01/11/2005	10.35	02/16/2005	\$268,800	First
Amerquest Mortgage Company	COOK	CHICAGO	03/17/2005	10.35	03/30/2005	\$157,500	First
Amerquest Mortgage Company	COOK	CHICAGO	05/17/2005	10.35	05/26/2005	\$155,000	First
Amerquest Mortgage Company	COOK	CHICAGO	12/15/2004	10.35	01/18/2005	\$60,000	First
Amerquest Mortgage Company	COOK	CHICAGO	05/13/2005	10.35	05/26/2005	\$158,000	First
Amerquest Mortgage Company	COOK	CHICAGO	06/03/2005	10.35	06/30/2005	\$236,000	First
Amerquest Mortgage Company	COOK	CHICAGO	06/09/2005	10.35	06/20/2005	\$107,950	First
Amerquest Mortgage Company	COOK	CHICAGO	03/17/2005	10.35	03/31/2005	\$112,200	First
Amerquest Mortgage Company	COOK	CHICAGO	02/16/2005	10.35	03/03/2005	\$216,910	First
Amerquest Mortgage Company	COOK	CHICAGO	12/28/2004	10.35	01/06/2005	\$75,000	First
Amerquest Mortgage Company	COOK	CHICAGO	03/01/2005	10.35	03/29/2005	\$175,000	First
Amerquest Mortgage Company	COOK	CHICAGO	05/11/2005	10.35	06/02/2005	\$157,500	First
Amerquest Mortgage Company	COOK	CHICAGO	05/12/2005	10.35	06/03/2005	\$150,000	First
Amerquest Mortgage Company	COOK	CHICAGO	05/25/2005	10.35	06/21/2005	\$123,750	First
Amerquest Mortgage Company	COOK	CHICAGO	04/06/2005	10.35	04/20/2005	\$60,000	First
Amerquest Mortgage Company	COOK	CHICAGO	02/11/2005	10.35	03/10/2005	\$220,000	First
Amerquest Mortgage Company	COOK	CHICAGO	01/31/2005	10.35	02/28/2005	\$137,500	First
Amerquest Mortgage Company	COOK	CHICAGO	03/22/2005	10.35	04/11/2005	\$175,000	First
Amerquest Mortgage Company	COOK	CHICAGO	03/19/2005	10.35	04/12/2005	\$107,010	First
Amerquest Mortgage Company	COOK	CHICAGO	06/08/2005	10.35	06/22/2005	\$105,193	First
Amerquest Mortgage Company	COOK	CHICAGO	03/29/2005	10.35	04/19/2005	\$121,600	First
Amerquest Mortgage Company	COOK	CHICAGO	04/07/2005	10.35	04/22/2005	\$60,000	First
Amerquest Mortgage Company	COOK	CHICAGO	02/12/2005	10.4	03/09/2005	\$249,000	First
Amerquest Mortgage Company	COOK	CHICAGO	05/11/2005	10.4	05/31/2005	\$76,500	First
Amerquest Mortgage Company	COOK	CHICAGO	04/12/2005	10.4	04/26/2005	\$60,000	First
Amerquest Mortgage Company	COOK	CHICAGO	02/21/2005	10.4	03/14/2005	\$106,099	First
Amerquest Mortgage Company	COOK	CHICAGO	05/11/2005	10.4	05/26/2005	\$104,350	First
Amerquest Mortgage Company	COOK	CHICAGO	03/01/2005	10.4	03/16/2005	\$215,200	First
Amerquest Mortgage Company	COOK	CHICAGO	05/12/2005	10.4	05/26/2005	\$123,750	First
Amerquest Mortgage Company	COOK	CHICAGO	02/09/2005	10.4	02/23/2005	\$158,121	First
Amerquest Mortgage Company	COOK	CHICAGO	01/28/2005	10.4	02/18/2005	\$86,500	First
Amerquest Mortgage Company	COOK	CHICAGO	05/11/2005	10.4	05/26/2005	\$185,000	First
Amerquest Mortgage Company	COOK	CHICAGO	06/07/2005	10.4	06/20/2005	\$77,860	First
Amerquest Mortgage Company	COOK	CHICAGO	03/04/2005	10.4	03/24/2005	\$213,299	First
Amerquest Mortgage Company	COOK	CHICAGO	06/10/2005	10.4	06/27/2005	\$176,250	First
Amerquest Mortgage Company	COOK	CHICAGO	06/13/2005	10.4	06/30/2005	\$153,000	First

Statewide High Risk/Interst Loans for the First Half of 2005

Amerquest Mortgage Company	COOK	CHICAGO	05/03/2005	10.4	05/13/2005	\$88,200	First
Amerquest Mortgage Company	COOK	CHICAGO	03/25/2005	10.4	04/14/2005	\$279,000	First
Amerquest Mortgage Company	COOK	CHICAGO	05/17/2005	10.4	06/07/2005	\$90,500	First
Amerquest Mortgage Company	COOK	CHICAGO	01/12/2005	10.45	01/28/2005	\$72,900	First
Amerquest Mortgage Company	COOK	CHICAGO	01/17/2005	10.45	01/28/2005	\$235,800	First
Amerquest Mortgage Company	COOK	CHICAGO	02/03/2005	10.45	03/09/2005	\$199,500	First
Amerquest Mortgage Company	COOK	CHICAGO	02/07/2005	10.45	02/22/2005	\$86,250	First
Amerquest Mortgage Company	COOK	CHICAGO	01/04/2005	10.45	01/31/2005	\$129,000	First
Amerquest Mortgage Company	COOK	CHICAGO	01/03/2005	10.45	01/24/2005	\$85,850	First
Amerquest Mortgage Company	COOK	CHICAGO	04/05/2005	10.45	04/12/2005	\$142,200	First
Amerquest Mortgage Company	COOK	CHICAGO	05/16/2005	10.45	05/31/2005	\$223,000	First
Amerquest Mortgage Company	COOK	CHICAGO	05/03/2005	10.45	05/25/2005	\$360,800	First
Amerquest Mortgage Company	COOK	CHICAGO	04/07/2005	10.45	04/22/2005	\$96,750	First
Amerquest Mortgage Company	COOK	CHICAGO	05/02/2005	10.45	05/16/2005	\$116,850	First
Amerquest Mortgage Company	COOK	CHICAGO	05/09/2005	10.45	05/31/2005	\$78,000	First
Amerquest Mortgage Company	COOK	CHICAGO	05/02/2005	10.45	05/13/2005	\$185,000	First
Amerquest Mortgage Company	COOK	CHICAGO	04/05/2005	10.45	04/14/2005	\$92,000	First
Amerquest Mortgage Company	COOK	CHICAGO	04/04/2005	10.45	04/12/2005	\$70,000	First
Amerquest Mortgage Company	COOK	CHICAGO	04/04/2005	10.45	04/13/2005	\$139,000	First
Amerquest Mortgage Company	COOK	CHICAGO	04/04/2005	10.45	04/20/2005	\$75,800	First
Amerquest Mortgage Company	COOK	CHICAGO	04/01/2005	10.45	04/12/2005	\$99,000	First
Amerquest Mortgage Company	COOK	CHICAGO	05/18/2005	10.45	06/07/2005	\$145,000	First
Amerquest Mortgage Company	COOK	CHICAGO	04/25/2005	10.45	05/11/2005	\$145,000	First
Amerquest Mortgage Company	COOK	CHICAGO	04/26/2005	10.45	05/26/2005	\$98,910	First
Amerquest Mortgage Company	COOK	CHICAGO	04/19/2005	10.45	04/28/2005	\$60,000	First
Amerquest Mortgage Company	COOK	CHICAGO	05/02/2005	10.45	05/20/2005	\$88,700	First
Amerquest Mortgage Company	COOK	CHICAGO	05/05/2005	10.45	05/16/2005	\$96,000	First
Amerquest Mortgage Company	COOK	CHICAGO	04/14/2005	10.45	04/25/2005	\$93,000	First
Amerquest Mortgage Company	COOK	CHICAGO	05/17/2005	10.45	05/27/2005	\$77,175	First
Amerquest Mortgage Company	COOK	CHICAGO	05/31/2005	10.45	06/14/2005	\$102,750	First
Amerquest Mortgage Company	COOK	CHICAGO	02/25/2005	10.45	03/25/2005	\$128,430	First
Amerquest Mortgage Company	COOK	CHICAGO	04/14/2005	10.5	05/12/2005	\$148,750	First
Amerquest Mortgage Company	COOK	CHICAGO	12/16/2004	10.5	01/31/2005	\$97,000	First
Amerquest Mortgage Company	COOK	CHICAGO	05/31/2005	10.5	06/09/2005	\$134,250	First
Amerquest Mortgage Company	COOK	CHICAGO	04/08/2005	10.5	05/20/2005	\$128,180	First
Amerquest Mortgage Company	COOK	CHICAGO	05/02/2005	10.5	05/31/2005	\$99,431	First
Amerquest Mortgage Company	COOK	CHICAGO	04/13/2005	10.5	04/28/2005	\$114,000	First
Amerquest Mortgage Company	COOK	CHICAGO	04/22/2005	10.5	05/06/2005	\$143,000	First
Amerquest Mortgage Company	COOK	CHICAGO	04/22/2005	10.5	05/03/2005	\$357,000	First
Amerquest Mortgage Company	COOK	CHICAGO	01/20/2005	10.5	01/31/2005	\$120,500	First

Statewide High Risk/Interst Loans for the First Half of 2005

Amerquest Mortgage Company	COOK	CHICAGO	04/25/2005	10.5	05/11/2005	\$161,000	First
Amerquest Mortgage Company	COOK	CHICAGO	04/21/2005	10.5	04/30/2005	\$68,250	First
Amerquest Mortgage Company	COOK	CHICAGO	04/26/2005	10.5	05/16/2005	\$185,500	First
Amerquest Mortgage Company	COOK	CHICAGO	04/28/2005	10.5	05/13/2005	\$150,000	First
Amerquest Mortgage Company	COOK	CHICAGO	04/26/2005	10.5	05/13/2005	\$106,500	First
Amerquest Mortgage Company	COOK	CHICAGO	04/13/2005	10.5	04/27/2005	\$130,000	First
Amerquest Mortgage Company	COOK	CHICAGO	05/25/2005	10.5	06/03/2005	\$292,500	First
Amerquest Mortgage Company	COOK	CHICAGO	02/10/2005	10.5	03/02/2005	\$390,000	First
Amerquest Mortgage Company	COOK	CHICAGO	05/16/2005	10.5	05/31/2005	\$117,000	First
Amerquest Mortgage Company	COOK	CHICAGO	02/09/2005	10.5	02/22/2005	\$209,160	First
Amerquest Mortgage Company	COOK	CHICAGO	05/09/2005	10.5	05/23/2005	\$115,600	First
Amerquest Mortgage Company	COOK	CHICAGO	05/05/2005	10.5	05/23/2005	\$110,700	First
Amerquest Mortgage Company	COOK	CHICAGO	05/18/2005	10.5	06/13/2005	\$170,000	First
Amerquest Mortgage Company	COOK	CHICAGO	05/04/2005	10.5	05/18/2005	\$118,500	First
Amerquest Mortgage Company	COOK	CHICAGO	04/07/2005	10.5	04/19/2005	\$92,250	First
Amerquest Mortgage Company	COOK	CHICAGO	04/22/2005	10.5	04/30/2005	\$123,000	First
Amerquest Mortgage Company	COOK	CHICAGO	05/30/2005	10.5	06/09/2005	\$189,000	First
Amerquest Mortgage Company	COOK	CHICAGO	04/20/2005	10.5	05/16/2005	\$152,000	First
Amerquest Mortgage Company	COOK	CHICAGO	04/26/2005	10.55	05/10/2005	\$166,500	First
Amerquest Mortgage Company	COOK	CHICAGO	05/13/2005	10.55	05/31/2005	\$179,000	First
Amerquest Mortgage Company	COOK	CHICAGO	01/03/2005	10.55	01/25/2005	\$129,000	First
Amerquest Mortgage Company	COOK	CHICAGO	05/13/2005	10.55	05/27/2005	\$140,250	First
Amerquest Mortgage Company	COOK	CHICAGO	04/29/2005	10.55	05/31/2005	\$93,750	First
Amerquest Mortgage Company	COOK	CHICAGO	04/28/2005	10.55	05/26/2005	\$158,250	First
Amerquest Mortgage Company	COOK	CHICAGO	05/17/2005	10.55	05/31/2005	\$155,000	First
Amerquest Mortgage Company	COOK	CHICAGO	04/05/2005	10.55	04/30/2005	\$125,000	First
Amerquest Mortgage Company	COOK	CHICAGO	04/13/2005	10.55	04/25/2005	\$105,750	First
Amerquest Mortgage Company	COOK	CHICAGO	04/07/2005	10.55	04/15/2005	\$135,000	First
Amerquest Mortgage Company	COOK	CHICAGO	04/07/2005	10.55	04/19/2005	\$144,500	First
Amerquest Mortgage Company	COOK	CHICAGO	04/19/2005	10.55	05/06/2005	\$140,000	First
Amerquest Mortgage Company	COOK	CHICAGO	01/26/2005	10.55	02/14/2005	\$195,350	First
Amerquest Mortgage Company	COOK	CHICAGO	04/18/2005	10.55	04/30/2005	\$90,000	First
Amerquest Mortgage Company	COOK	CHICAGO	04/16/2005	10.55	05/10/2005	\$193,800	First
Amerquest Mortgage Company	COOK	CHICAGO	01/27/2005	10.55	02/10/2005	\$174,600	First
Amerquest Mortgage Company	COOK	CHICAGO	04/15/2005	10.55	04/30/2005	\$140,000	First
Amerquest Mortgage Company	COOK	CHICAGO	01/27/2005	10.55	02/14/2005	\$166,186	First
Amerquest Mortgage Company	COOK	CHICAGO	02/16/2005	10.55	03/04/2005	\$210,000	First
Amerquest Mortgage Company	COOK	CHICAGO	01/19/2005	10.55	01/31/2005	\$124,500	First
Amerquest Mortgage Company	COOK	CHICAGO	01/29/2005	10.6	02/16/2005	\$236,000	First
Amerquest Mortgage Company	COOK	CHICAGO	02/07/2005	10.6	02/23/2005	\$193,500	First

Statewide High Risk/Interst Loans for the First Half of 2005

Ameriquet Mortgage Company	COOK	CHICAGO	12/17/2004	10.6	01/18/2005	\$85,500	First
Ameriquet Mortgage Company	COOK	CHICAGO	04/11/2005	10.6	04/21/2005	\$127,500	First
Ameriquet Mortgage Company	COOK	CHICAGO	05/11/2005	10.6	05/27/2005	\$264,000	First
Ameriquet Mortgage Company	COOK	CHICAGO	05/18/2005	10.6	05/27/2005	\$180,000	First
Ameriquet Mortgage Company	COOK	CHICAGO	04/23/2005	10.6	05/04/2005	\$117,300	First
Ameriquet Mortgage Company	COOK	CHICAGO	04/19/2005	10.6	05/06/2005	\$82,000	First
Ameriquet Mortgage Company	COOK	CHICAGO	04/19/2005	10.6	04/28/2005	\$70,000	First
Ameriquet Mortgage Company	COOK	CHICAGO	04/19/2005	10.65	04/29/2005	\$115,000	First
Ameriquet Mortgage Company	COOK	CHICAGO	01/18/2005	10.65	01/28/2005	\$408,000	First
Ameriquet Mortgage Company	COOK	CHICAGO	04/22/2005	10.65	05/18/2005	\$422,100	First
Ameriquet Mortgage Company	COOK	CHICAGO	01/06/2005	10.65	01/28/2005	\$107,000	First
Ameriquet Mortgage Company	COOK	CHICAGO	04/27/2005	10.65	05/20/2005	\$110,700	First
Ameriquet Mortgage Company	COOK	CHICAGO	05/13/2005	10.65	05/26/2005	\$80,750	First
Ameriquet Mortgage Company	COOK	CHICAGO	04/27/2005	10.65	05/06/2005	\$127,500	First
Ameriquet Mortgage Company	COOK	CHICAGO	04/01/2005	10.7	04/28/2005	\$295,000	First
Ameriquet Mortgage Company	COOK	CHICAGO	04/12/2005	10.7	04/28/2005	\$123,500	First
Ameriquet Mortgage Company	COOK	CHICAGO	04/29/2005	10.7	05/25/2005	\$263,500	First
Ameriquet Mortgage Company	COOK	CHICAGO	04/13/2005	10.75	04/27/2005	\$144,500	First
Ameriquet Mortgage Company	COOK	CHICAGO	04/01/2005	10.75	04/21/2005	\$135,000	First
Ameriquet Mortgage Company	COOK	CHICAGO	12/28/2004	10.8	01/18/2005	\$226,500	First
Ameriquet Mortgage Company	COOK	CHICAGO	01/20/2005	11.2	03/29/2005	\$145,000	First
Ameriquet Mortgage Company	COOK	CHICAGO	02/01/2005	11.35	02/28/2005	\$143,000	First
Ameriquet Mortgage Company	COOK	CHICAGO	04/04/2005	11.6	04/28/2005	\$166,000	First
Ameriquet Mortgage Company	COOK	CHICAGO	01/21/2005	11.85	02/08/2005	\$468,000	First
Ameriquet Mortgage Company	COOK	CHICAGO	02/03/2005	12.15	03/02/2005	\$88,000	First
Ameriquet Mortgage Company	COOK	CHICAGO	02/03/2005	12.4	03/02/2005	\$92,000	First
Ameriquet Mortgage Company	COOK	CHICAGO	03/15/2005	12.7	03/31/2005	\$91,000	First
Ameriquet Mortgage Company	COOK	CHICAGO HEIGHTS	02/07/2005	10.25	02/22/2005	\$60,434	First
Ameriquet Mortgage Company	COOK	CHICAGO HEIGHTS	05/24/2005	10.35	06/13/2005	\$105,000	First
Ameriquet Mortgage Company	COOK	CHICAGO HEIGHTS	01/25/2005	10.45	02/16/2005	\$116,000	First
Ameriquet Mortgage Company	COOK	CHICAGO HEIGHTS	05/27/2005	10.45	06/10/2005	\$95,729	First
Ameriquet Mortgage Company	COOK	CHICAGO HEIGHTS	04/11/2005	10.65	04/27/2005	\$92,400	First
Ameriquet Mortgage Company	COOK	CICERO	03/16/2005	10.25	04/07/2005	\$100,000	First
Ameriquet Mortgage Company	COOK	CICERO	06/21/2005	10.3	06/29/2005	\$189,000	First
Ameriquet Mortgage Company	COOK	CICERO	05/11/2005	10.55	05/25/2005	\$150,000	First
Ameriquet Mortgage Company	COOK	CICERO	05/03/2005	10.55	05/13/2005	\$192,600	First
Ameriquet Mortgage Company	COOK	CICERO	01/17/2005	10.6	01/31/2005	\$163,772	First
Ameriquet Mortgage Company	COOK	COUNTRY CLUB HILLS	03/22/2005	10.3	04/14/2005	\$150,000	First
Ameriquet Mortgage Company	COOK	COUNTRY CLUB HILLS	01/27/2005	10.55	02/22/2005	\$131,750	First
Ameriquet Mortgage Company	COOK	DES PLAINES	05/09/2005	10.3	06/03/2005	\$78,099	First

Statewide High Risk/Interst Loans for the First Half of 2005

Ameriquet Mortgage Company	COOK	DIXMOOR	01/06/2005	13.25	01/26/2005	\$60,000	First
Ameriquet Mortgage Company	COOK	DOLTON	05/16/2005	10.25	05/31/2005	\$100,775	First
Ameriquet Mortgage Company	COOK	DOLTON	06/08/2005	10.2	06/24/2005	\$119,250	First
Ameriquet Mortgage Company	COOK	DOLTON	04/19/2005	10.35	04/28/2005	\$96,500	First
Ameriquet Mortgage Company	COOK	DOLTON	02/21/2005	10.4	03/09/2005	\$114,750	First
Ameriquet Mortgage Company	COOK	DOLTON	04/30/2005	10.65	05/13/2005	\$87,750	First
Ameriquet Mortgage Company	COOK	EAST HAZEL CREST	03/08/2005	10.3	03/25/2005	\$87,550	First
Ameriquet Mortgage Company	COOK	ELK GROVE VILLAGE	04/11/2005	10.65	04/27/2005	\$93,749	First
Ameriquet Mortgage Company	COOK	EVANSTON	03/17/2005	10.25	03/29/2005	\$255,000	First
Ameriquet Mortgage Company	COOK	EVANSTON	04/13/2005	10.8	05/17/2005	\$331,000	First
Ameriquet Mortgage Company	COOK	EVANSTON	04/15/2005	11.6	04/27/2005	\$164,000	First
Ameriquet Mortgage Company	COOK	EVERGREEN PARK	01/11/2005	10.1	01/26/2005	\$176,300	First
Ameriquet Mortgage Company	COOK	EVERGREEN PARK	06/03/2005	10.15	06/20/2005	\$87,000	First
Ameriquet Mortgage Company	COOK	EVERGREEN PARK	06/13/2005	10.15	06/22/2005	\$123,750	First
Ameriquet Mortgage Company	COOK	EVERGREEN PARK	04/11/2005	10.55	04/25/2005	\$212,500	First
Ameriquet Mortgage Company	COOK	FLOSSMOR	01/27/2005	10.25	02/10/2005	\$60,911	First
Ameriquet Mortgage Company	COOK	FLOSSMOR	03/24/2005	10.4	03/31/2005	\$157,250	First
Ameriquet Mortgage Company	COOK	FOREST PARK	03/03/2005	10.2	03/24/2005	\$156,000	First
Ameriquet Mortgage Company	COOK	FRANKLIN PARK	01/11/2005	10.45	01/27/2005	\$205,500	First
Ameriquet Mortgage Company	COOK	HARVEY	01/10/2005	10.1	01/26/2005	\$76,500	First
Ameriquet Mortgage Company	COOK	HARVEY	02/07/2005	10.2	02/25/2005	\$69,700	First
Ameriquet Mortgage Company	COOK	HARVEY	01/26/2005	10.3	02/11/2005	\$61,020	First
Ameriquet Mortgage Company	COOK	HARVEY	04/12/2005	10.3	04/26/2005	\$92,100	First
Ameriquet Mortgage Company	COOK	HARVEY	02/16/2005	10.45	03/15/2005	\$85,000	First
Ameriquet Mortgage Company	COOK	HARVEY	01/14/2005	12.15	01/31/2005	\$66,400	First
Ameriquet Mortgage Company	COOK	HAZEL CREST	03/22/2005	10.1	03/30/2005	\$144,500	First
Ameriquet Mortgage Company	COOK	HAZEL CREST	05/27/2005	10.3	06/14/2005	\$123,250	First
Ameriquet Mortgage Company	COOK	HAZEL CREST	05/10/2005	10.5	06/03/2005	\$110,000	First
Ameriquet Mortgage Company	COOK	HICKORY HILLS	04/27/2005	10.5	05/31/2005	\$112,500	First
Ameriquet Mortgage Company	COOK	HILLSIDE	12/30/2004	10.05	01/14/2005	\$164,028	First
Ameriquet Mortgage Company	COOK	HILLSIDE	04/01/2005	10.4	04/19/2005	\$216,750	First
Ameriquet Mortgage Company	COOK	HILLSIDE	02/23/2005	10.45	03/09/2005	\$144,000	First
Ameriquet Mortgage Company	COOK	HILLSIDE	04/12/2005	10.75	04/28/2005	\$139,500	First
Ameriquet Mortgage Company	COOK	HOFFMAN ESTATES	05/09/2005	10.05	05/24/2005	\$86,000	First
Ameriquet Mortgage Company	COOK	HOFFMAN ESTATES	04/14/2005	10.5	04/29/2005	\$70,200	First
Ameriquet Mortgage Company	COOK	HOFFMAN ESTATES	04/19/2005	10.7	05/09/2005	\$101,310	First
Ameriquet Mortgage Company	COOK	HOFFMAN ESTATES	02/18/2005	10.25	03/14/2005	\$115,500	First
Ameriquet Mortgage Company	COOK	HOMETOWN	05/23/2005	10.2	06/07/2005	\$85,437	First
Ameriquet Mortgage Company	COOK	HOMEWOOD	02/03/2005	10.55	02/22/2005	\$79,875	First
Ameriquet Mortgage Company	COOK	HOMEWOOD	04/13/2005	10.8	04/26/2005	\$202,500	First

Statewide High Risk/Interst Loans for the First Half of 2005

Amerquest Mortgage Company	COOK	JUSTICE	05/02/2005	10.1	05/13/2005	\$60,880	First
Amerquest Mortgage Company	COOK	LAGRANGE	04/25/2005	10.6	05/20/2005	\$454,400	First
Amerquest Mortgage Company	COOK	LAGRANGE PARK	01/24/2005	10.4	02/11/2005	\$358,200	First
Amerquest Mortgage Company	COOK	LANSING	05/20/2005	10.4	06/30/2005	\$178,500	First
Amerquest Mortgage Company	COOK	LANSING	04/25/2005	10.65	05/24/2005	\$185,400	First
Amerquest Mortgage Company	COOK	LANSING	04/23/2005	10.75	05/09/2005	\$136,000	First
Amerquest Mortgage Company	COOK	LYNWOOD	03/19/2005	10.15	03/31/2005	\$77,350	First
Amerquest Mortgage Company	COOK	LYNWOOD	01/03/2005	10.55	02/03/2005	\$136,000	First
Amerquest Mortgage Company	COOK	MATTESON	03/30/2005	10.35	04/14/2005	\$140,600	First
Amerquest Mortgage Company	COOK	MATTESON	05/02/2005	10.45	05/20/2005	\$401,000	First
Amerquest Mortgage Company	COOK	MATTESON	05/13/2005	10.5	05/31/2005	\$182,700	First
Amerquest Mortgage Company	COOK	MAYWOOD	03/14/2005	10.15	03/29/2005	\$129,200	First
Amerquest Mortgage Company	COOK	MAYWOOD	03/11/2005	10.2	04/11/2005	\$121,500	First
Amerquest Mortgage Company	COOK	MAYWOOD	02/02/2005	10.3	02/14/2005	\$99,001	First
Amerquest Mortgage Company	COOK	MAYWOOD	06/03/2005	10.4	06/24/2005	\$216,000	First
Amerquest Mortgage Company	COOK	MAYWOOD	03/21/2005	10.4	03/31/2005	\$158,100	First
Amerquest Mortgage Company	COOK	MAYWOOD	04/04/2005	10.5	04/15/2005	\$132,000	First
Amerquest Mortgage Company	COOK	MAYWOOD	04/06/2005	10.5	04/18/2005	\$144,450	First
Amerquest Mortgage Company	COOK	MAYWOOD	05/18/2005	10.55	05/31/2005	\$164,700	First
Amerquest Mortgage Company	COOK	MAYWOOD	02/23/2005	10.55	03/14/2005	\$120,000	First
Amerquest Mortgage Company	COOK	MAYWOOD	04/25/2005	10.6	05/12/2005	\$125,250	First
Amerquest Mortgage Company	COOK	MAYWOOD	04/26/2005	10.65	06/07/2005	\$148,750	First
Amerquest Mortgage Company	COOK	MAYWOOD	05/16/2005	10.65	05/31/2005	\$110,000	First
Amerquest Mortgage Company	COOK	MELROSE PARK	05/06/2005	10.45	05/31/2005	\$199,500	First
Amerquest Mortgage Company	COOK	MELROSE PARK	04/27/2005	10.65	05/09/2005	\$229,500	First
Amerquest Mortgage Company	COOK	Midlothian	01/07/2005	10.1	01/21/2005	\$131,760	First
Amerquest Mortgage Company	COOK	MIDLOTHIAN	04/21/2005	10.5	05/10/2005	\$107,950	First
Amerquest Mortgage Company	COOK	MIDLOTHIAN	04/22/2005	10.75	05/09/2005	\$157,500	First
Amerquest Mortgage Company	COOK	MOUNT PROSPECT	06/08/2005	10.5	06/22/2005	\$255,000	First
Amerquest Mortgage Company	COOK	MOUNT PROSPECT	05/09/2005	10.6	05/18/2005	\$282,741	First
Amerquest Mortgage Company	COOK	MOUNT PROSPECT	04/26/2005	10.8	05/06/2005	\$275,000	First
Amerquest Mortgage Company	COOK	NORRIDGE	06/14/2005	10.3	06/27/2005	\$489,000	First
Amerquest Mortgage Company	COOK	NORRIDGE	05/09/2005	10.45	05/19/2005	\$264,000	First
Amerquest Mortgage Company	COOK	NORTH RIVERSIDE	01/19/2005	10.25	02/15/2005	\$60,000	First
Amerquest Mortgage Company	COOK	NORTHBROOK	03/28/2005	10.4	04/11/2005	\$499,999	First
Amerquest Mortgage Company	COOK	NORTHLAKE	03/26/2005	10.35	04/07/2005	\$144,000	First
Amerquest Mortgage Company	COOK	NORTHLAKE	02/23/2005	10.6	03/08/2005	\$175,500	First
Amerquest Mortgage Company	COOK	NORTHLAKE	02/25/2005	10.65	03/28/2005	\$238,500	First
Amerquest Mortgage Company	COOK	OAK LAWN	04/25/2005	10.1	05/06/2005	\$173,466	First
Amerquest Mortgage Company	COOK	OAK LAWN	03/18/2005	10.35	04/08/2005	\$240,000	First

Statewide High Risk/Interst Loans for the First Half of 2005

Ameriquet Mortgage Company	COOK	OAK LAWN	06/07/2005	10.45	06/23/2005	\$297,000	First
Ameriquet Mortgage Company	COOK	OAK LAWN	05/02/2005	10.5	05/13/2005	\$136,800	First
Ameriquet Mortgage Company	COOK	OAK PARK	01/21/2005	10.3	02/22/2005	\$91,500	First
Ameriquet Mortgage Company	COOK	OAK PARK	02/16/2005	10.5	02/28/2005	\$318,000	First
Ameriquet Mortgage Company	COOK	OAK PARK	04/27/2005	10.5	05/20/2005	\$111,350	First
Ameriquet Mortgage Company	COOK	OLYMPIA FIELDS	05/26/2005	10.3	06/07/2005	\$304,000	First
Ameriquet Mortgage Company	COOK	OLYMPIA FIELDS	01/31/2005	10.45	02/22/2005	\$238,850	First
Ameriquet Mortgage Company	COOK	ORLAND PARK	01/03/2005	10.3	01/19/2005	\$276,250	First
Ameriquet Mortgage Company	COOK	PARK FOREST	01/27/2005	10.3	02/14/2005	\$83,000	First
Ameriquet Mortgage Company	COOK	PARK FOREST	05/11/2005	10.35	05/27/2005	\$79,000	First
Ameriquet Mortgage Company	COOK	PARK FOREST	04/27/2005	10.55	05/20/2005	\$113,400	First
Ameriquet Mortgage Company	COOK	PHOENIX	06/02/2005	10.05	06/22/2005	\$69,750	First
Ameriquet Mortgage Company	COOK	PHOENIX	02/14/2005	10.1	03/07/2005	\$108,000	First
Ameriquet Mortgage Company	COOK	POSEN	01/12/2005	10.2	02/04/2005	\$89,300	First
Ameriquet Mortgage Company	COOK	POSEN	02/16/2005	10.55	02/24/2005	\$117,040	First
Ameriquet Mortgage Company	COOK	POSEN	04/14/2005	10.65	04/29/2005	\$98,250	First
Ameriquet Mortgage Company	COOK	PROSPECT HEIGHTS	05/05/2005	10.45	05/20/2005	\$104,000	First
Ameriquet Mortgage Company	COOK	PROSPECT HEIGHTS	06/01/2005	10.45	06/13/2005	\$310,500	First
Ameriquet Mortgage Company	COOK	RICHTON PARK	01/12/2005	10.15	02/24/2005	\$60,467	First
Ameriquet Mortgage Company	COOK	RICHTON PARK	05/16/2005	10.45	05/24/2005	\$144,000	First
Ameriquet Mortgage Company	COOK	RICHTON PARK	04/28/2005	10.7	05/11/2005	\$120,000	First
Ameriquet Mortgage Company	COOK	RIVERDALE	05/03/2005	10.1	05/31/2005	\$114,750	First
Ameriquet Mortgage Company	COOK	RIVERDALE	02/21/2005	10.3	03/11/2005	\$86,250	First
Ameriquet Mortgage Company	COOK	RIVERDALE	06/01/2005	10.3	06/17/2005	\$179,975	First
Ameriquet Mortgage Company	COOK	RIVERDALE	05/16/2005	10.35	05/27/2005	\$75,000	First
Ameriquet Mortgage Company	COOK	RIVERDALE	01/27/2005	10.45	02/09/2005	\$100,748	First
Ameriquet Mortgage Company	COOK	RIVERDALE	04/04/2005	10.5	04/13/2005	\$121,500	First
Ameriquet Mortgage Company	COOK	RIVERDALE	04/20/2005	10.65	05/06/2005	\$94,300	First
Ameriquet Mortgage Company	COOK	RIVERSIDE	12/21/2004	10.45	01/18/2005	\$124,500	First
Ameriquet Mortgage Company	COOK	ROLLING MEADOWS	06/06/2005	10.45	06/20/2005	\$242,521	First
Ameriquet Mortgage Company	COOK	ROLLING MEADOWS	05/18/2005	10.5	05/31/2005	\$143,998	First
Ameriquet Mortgage Company	COOK	SAUK VILLAGE	01/03/2005	10.25	01/18/2005	\$117,000	First
Ameriquet Mortgage Company	COOK	SAUK VILLAGE	02/28/2005	10.3	03/16/2005	\$60,578	First
Ameriquet Mortgage Company	COOK	SAUK VILLAGE	12/29/2004	10.45	01/14/2005	\$96,000	First
Ameriquet Mortgage Company	COOK	SAUK VILLAGE	04/28/2005	10.65	05/10/2005	\$89,000	First
Ameriquet Mortgage Company	COOK	SCHAUMBURG	12/28/2004	10.7	01/24/2005	\$150,451	First
Ameriquet Mortgage Company	COOK	SOUTH CHICAGO HEIGHTS	02/19/2005	10.3	03/07/2005	\$99,500	First
Ameriquet Mortgage Company	COOK	STEGER	06/03/2005	10.1	06/17/2005	\$126,360	First
Ameriquet Mortgage Company	COOK	STEGER	02/01/2005	10.6	02/23/2005	\$134,766	First
Ameriquet Mortgage Company	COOK	STICKNEY	01/11/2005	10.55	01/25/2005	\$188,294	First

Statewide High Risk/Interst Loans for the First Half of 2005

Amerquest Mortgage Company	COOK	STREAMWOOD	02/04/2005	10.15	02/23/2005	\$180,750	First
Amerquest Mortgage Company	COOK	STREAMWOOD	05/24/2005	10.2	06/08/2005	\$130,300	First
Amerquest Mortgage Company	COOK	STREAMWOOD	05/18/2005	10.4	06/01/2005	\$178,500	First
Amerquest Mortgage Company	COOK	STREAMWOOD	12/16/2004	10.45	01/25/2005	\$157,250	First
Amerquest Mortgage Company	COOK	SUMMIT-ARGO	05/05/2005	10.25	05/18/2005	\$152,000	First
Amerquest Mortgage Company	COOK	THORNTON	05/23/2005	10.3	06/09/2005	\$138,985	First
Amerquest Mortgage Company	COOK	TINLEY PARK	02/17/2005	10.25	02/28/2005	\$60,008	First
Amerquest Mortgage Company	COOK	TINLEY PARK	06/07/2005	10.4	06/16/2005	\$178,800	First
Amerquest Mortgage Company	COOK	TINLEY PARK	04/08/2005	10.65	04/28/2005	\$313,200	First
Amerquest Mortgage Company	COOK	WESTCHESTER	04/29/2005	10.15	05/12/2005	\$185,000	First
Amerquest Mortgage Company	COOK	WESTCHESTER	03/02/2005	10.2	03/31/2005	\$211,650	First
Amerquest Mortgage Company	COOK	WESTCHESTER	04/25/2005	10.6	05/25/2005	\$260,100	First
Amerquest Mortgage Company	COOK	WESTCHESTER	12/29/2004	10.7	01/10/2005	\$180,000	First
Amerquest Mortgage Company	COOK	WHEELING	03/15/2005	10.4	03/28/2005	\$225,000	First
Amerquest Mortgage Company	COOK	WILLOW SPRINGS	04/20/2005	10.25	05/04/2005	\$573,750	First
Amerquest Mortgage Company	COOK	WORTH	02/11/2005	10.1	02/28/2005	\$165,000	First
Amerquest Mortgage Company	DE WITT	CLINTON	02/28/2005	10.25	03/28/2005	\$63,375	First
Amerquest Mortgage Company	DEKALB	KINGSTON	02/09/2005	10.35	02/25/2005	\$125,100	First
Amerquest Mortgage Company	DEKALB	KIRKLAND	06/10/2005	10.1	06/27/2005	\$60,000	First
Amerquest Mortgage Company	DEKALB	MALTA	06/03/2005	10.25	06/29/2005	\$85,500	First
Amerquest Mortgage Company	DEKALB	SYCAMORE	01/26/2005	10.3	02/09/2005	\$146,118	First
Amerquest Mortgage Company	DOUGLAS	ARCOLA	03/14/2005	10.25	03/31/2005	\$85,875	First
Amerquest Mortgage Company	DOUGLAS	TUSCOLA	05/20/2005	10.3	06/09/2005	\$94,500	First
Amerquest Mortgage Company	DU PAGE	WARRENVILLE	06/15/2005	10.1	06/30/2005	\$123,000	First
Amerquest Mortgage Company	DUPAGE	ADDISON	02/01/2005	10.1	02/18/2005	\$187,228	First
Amerquest Mortgage Company	DUPAGE	ADDISON	02/23/2005	10.3	03/10/2005	\$212,500	First
Amerquest Mortgage Company	DUPAGE	ADDISON	04/05/2005	10.45	04/15/2005	\$63,000	First
Amerquest Mortgage Company	DUPAGE	ADDISON	01/21/2005	10.55	02/03/2005	\$143,000	First
Amerquest Mortgage Company	DUPAGE	ADDISON	05/23/2005	10.55	06/08/2005	\$161,500	First
Amerquest Mortgage Company	DUPAGE	AURORA	02/07/2005	10.15	02/17/2005	\$116,262	First
Amerquest Mortgage Company	DUPAGE	AURORA	05/02/2005	10.3	05/26/2005	\$151,500	First
Amerquest Mortgage Company	DUPAGE	AURORA	04/19/2005	10.45	04/26/2005	\$198,081	First
Amerquest Mortgage Company	DUPAGE	BENSENVILLE	04/18/2005	10.45	04/29/2005	\$92,250	First
Amerquest Mortgage Company	DUPAGE	BENSENVILLE	04/13/2005	10.5	04/29/2005	\$98,800	First
Amerquest Mortgage Company	DUPAGE	BLOOMINGDALE	04/15/2005	10.55	04/30/2005	\$244,500	First
Amerquest Mortgage Company	DUPAGE	Clarendon Hills	05/16/2005	10.65	05/25/2005	\$302,400	First
Amerquest Mortgage Company	DUPAGE	DOWNERS GROVE	01/19/2005	10.55	01/31/2005	\$176,000	First
Amerquest Mortgage Company	DUPAGE	HINSDALE	02/14/2005	10.15	03/01/2005	\$169,746	First
Amerquest Mortgage Company	DUPAGE	HINSDALE	04/07/2005	10.85	04/20/2005	\$357,500	First
Amerquest Mortgage Company	DUPAGE	ITASCA	03/21/2005	10.1	04/11/2005	\$278,500	First

Statewide High Risk/Interst Loans for the First Half of 2005

Amerquest Mortgage Company	DUPAGE	LOMBARD	05/03/2005	10.25	06/07/2005	\$248,000	First
Amerquest Mortgage Company	DUPAGE	NAPERVILLE	02/14/2005	10.4	02/28/2005	\$316,980	First
Amerquest Mortgage Company	DUPAGE	WEST CHICAGO	12/06/2004	10.75	01/31/2005	\$157,500	First
Amerquest Mortgage Company	DUPAGE	WEST CHICAGO	12/20/2004	10.8	01/24/2005	\$382,500	First
Amerquest Mortgage Company	DUPAGE	WESTMONT	03/28/2005	10.1	04/15/2005	\$104,377	First
Amerquest Mortgage Company	DUPAGE	WESTMONT	02/01/2005	10.4	02/14/2005	\$279,000	First
Amerquest Mortgage Company	DUPAGE	WESTMONT	02/28/2005	10.2	03/11/2005	\$137,000	First
Amerquest Mortgage Company	DUPAGE	WILLOWBROOK	03/10/2005	10.45	03/25/2005	\$267,000	First
Amerquest Mortgage Company	DUPAGE	WOOD DALE	02/16/2005	10.55	03/16/2005	\$328,500	First
Amerquest Mortgage Company	DUPAGE	WOODRIDGE	05/20/2005	10.45	05/31/2005	\$402,300	First
Amerquest Mortgage Company	FORD	GIBSON CITY	03/18/2005	10.25	03/28/2005	\$112,200	First
Amerquest Mortgage Company	FRANKLIN	BENTON	05/02/2005	10.15	05/18/2005	\$63,000	First
Amerquest Mortgage Company	FRANKLIN	CHRISTOPHER	04/13/2005	10.45	05/06/2005	\$61,000	First
Amerquest Mortgage Company	GRUNDY	MORRIS	05/12/2005	10.35	05/27/2005	\$147,000	First
Amerquest Mortgage Company	HENRY	KEWANEE	12/23/2004	10.55	01/11/2005	\$110,500	First
Amerquest Mortgage Company	HENRY	ORION	02/14/2005	10.2	03/15/2005	\$64,000	First
Amerquest Mortgage Company	IROQUOIS	ASHKUM	05/20/2005	10.45	06/14/2005	\$102,000	First
Amerquest Mortgage Company	IROQUOIS	CLIFTON	03/28/2005	10.2	04/20/2005	\$90,400	First
Amerquest Mortgage Company	IROQUOIS	WATSEKA	04/04/2005	10.5	05/23/2005	\$97,750	First
Amerquest Mortgage Company	JACKSON	CARBONDALE	12/22/2004	10.45	01/06/2005	\$97,750	First
Amerquest Mortgage Company	JACKSON	CARBONDALE	04/29/2005	10.55	05/31/2005	\$202,500	First
Amerquest Mortgage Company	JACKSON	MURPHYSBORO	03/21/2005	10.05	04/04/2005	\$77,350	First
Amerquest Mortgage Company	JEFFERSON	MOUNT VERNON	03/08/2005	10.15	03/23/2005	\$63,000	First
Amerquest Mortgage Company	JEFFERSON	MOUNT VERNON	04/12/2005	10.35	04/27/2005	\$65,900	First
Amerquest Mortgage Company	JERSEY	FIELDON	01/17/2005	10.2	02/28/2005	\$60,000	First
Amerquest Mortgage Company	JERSEY	JERSEYVILLE	06/07/2005	10.15	06/21/2005	\$96,000	First
Amerquest Mortgage Company	JERSEY	JERSEYVILLE	04/13/2005	10.3	04/27/2005	\$67,000	First
Amerquest Mortgage Company	JO DAVIESS	WARREN	05/16/2005	10.3	05/27/2005	\$67,500	First
Amerquest Mortgage Company	KANE	AURORA	06/08/2005	10.1	06/24/2005	\$108,750	First
Amerquest Mortgage Company	KANE	AURORA	05/05/2005	10.1	05/24/2005	\$91,700	First
Amerquest Mortgage Company	KANE	AURORA	01/06/2005	10.1	01/20/2005	\$126,300	First
Amerquest Mortgage Company	KANE	AURORA	02/26/2005	10.25	03/21/2005	\$126,000	First
Amerquest Mortgage Company	KANE	AURORA	05/17/2005	10.25	06/29/2005	\$146,000	First
Amerquest Mortgage Company	KANE	AURORA	04/18/2005	10.25	05/06/2005	\$78,000	First
Amerquest Mortgage Company	KANE	AURORA	03/31/2005	10.3	04/27/2005	\$148,000	First
Amerquest Mortgage Company	KANE	AURORA	02/14/2005	10.4	02/25/2005	\$167,450	First
Amerquest Mortgage Company	KANE	AURORA	05/14/2005	10.45	05/31/2005	\$92,650	First
Amerquest Mortgage Company	KANE	AURORA	12/03/2004	10.5	01/31/2005	\$90,000	First
Amerquest Mortgage Company	KANE	AURORA	04/26/2005	10.5	05/09/2005	\$114,000	First
Amerquest Mortgage Company	KANE	AURORA	05/10/2005	10.5	05/31/2005	\$160,000	First

Statewide High Risk/Interst Loans for the First Half of 2005

Ameriquet Mortgage Company	KANE	AURORA	05/10/2005	10.55	05/23/2005	\$151,500	First
Ameriquet Mortgage Company	KANE	AURORA	12/29/2004	10.7	01/31/2005	\$149,850	First
Ameriquet Mortgage Company	KANE	BATAVIA	01/14/2005	10.1	02/04/2005	\$168,250	First
Ameriquet Mortgage Company	KANE	BATAVIA	03/02/2005	10.25	03/11/2005	\$225,000	First
Ameriquet Mortgage Company	KANE	CARPENTERSVILLE	03/15/2005	10.05	04/04/2005	\$68,862	First
Ameriquet Mortgage Company	KANE	CARPENTERSVILLE	04/15/2005	10.25	04/29/2005	\$107,600	First
Ameriquet Mortgage Company	KANE	CARPENTERSVILLE	06/03/2005	10.4	06/21/2005	\$149,000	First
Ameriquet Mortgage Company	KANE	CARPENTERSVILLE	02/04/2005	10.6	03/21/2005	\$267,750	First
Ameriquet Mortgage Company	KANE	ELGIN	01/31/2005	10.25	02/11/2005	\$86,400	First
Ameriquet Mortgage Company	KANE	ELGIN	01/25/2005	10.25	02/07/2005	\$137,000	First
Ameriquet Mortgage Company	KANE	ELGIN	06/13/2005	10.35	06/30/2005	\$118,000	First
Ameriquet Mortgage Company	KANE	MAPLE PARK	02/14/2005	10.2	02/23/2005	\$60,000	First
Ameriquet Mortgage Company	KANE	MONTGOMERY	01/12/2005	10.1	01/20/2005	\$100,000	First
Ameriquet Mortgage Company	KANKAKEE	BEAVERVILLE	05/12/2005	10.3	05/31/2005	\$60,491	First
Ameriquet Mortgage Company	KANKAKEE	BEAVERVILLE	02/04/2005	10.5	03/25/2005	\$73,100	First
Ameriquet Mortgage Company	KANKAKEE	BOURBONNAIS	05/26/2005	10.1	06/23/2005	\$90,712	First
Ameriquet Mortgage Company	KANKAKEE	KANKAKEE	02/16/2005	10.3	03/08/2005	\$87,000	First
Ameriquet Mortgage Company	KANKAKEE	KANKAKEE	04/28/2005	10.45	05/17/2005	\$60,000	First
Ameriquet Mortgage Company	KANKAKEE	MOMENCE	03/10/2005	10.35	04/12/2005	\$132,750	First
Ameriquet Mortgage Company	KENDALL	NEWARK	05/03/2005	10.25	05/26/2005	\$174,247	First
Ameriquet Mortgage Company	KENDALL	OSWEGO	03/10/2005	10.1	03/21/2005	\$155,261	First
Ameriquet Mortgage Company	KENDALL	OSWEGO	01/26/2005	10.3	03/03/2005	\$81,000	First
Ameriquet Mortgage Company	KENDALL	OSWEGO	05/26/2005	10.35	06/09/2005	\$200,392	First
Ameriquet Mortgage Company	KENDALL	OSWEGO	12/30/2004	10.75	01/14/2005	\$248,200	First
Ameriquet Mortgage Company	KENDALL	PLANO	06/16/2005	10.2	06/28/2005	\$108,750	First
Ameriquet Mortgage Company	KENDALL	YORKVILLE	03/11/2005	10.25	03/24/2005	\$263,500	First
Ameriquet Mortgage Company	KENDALL	YORKVILLE	03/05/2005	10.15	03/30/2005	\$223,714	First
Ameriquet Mortgage Company	KENDALL	YORKVILLE	05/23/2005	10.4	06/24/2005	\$225,250	First
Ameriquet Mortgage Company	KNOX	YATES CITY	03/22/2005	10.3	03/31/2005	\$86,250	First
Ameriquet Mortgage Company	LA SALLE	EARLVILLE	03/31/2005	10.1	05/11/2005	\$175,950	First
Ameriquet Mortgage Company	LA SALLE	LASALLE	05/12/2005	10.2	06/10/2005	\$73,950	First
Ameriquet Mortgage Company	LA SALLE	MARSEILLES	01/06/2005	10.15	01/24/2005	\$86,500	First
Ameriquet Mortgage Company	LA SALLE	MARSEILLES	01/05/2005	10.1	02/01/2005	\$88,500	First
Ameriquet Mortgage Company	LA SALLE	OGLESBY	04/02/2005	10.3	04/20/2005	\$60,000	First
Ameriquet Mortgage Company	LA SALLE	OTTAWA	01/05/2005	10.35	01/18/2005	\$130,864	First
Ameriquet Mortgage Company	LA SALLE	SANDWICH	05/24/2005	10.4	06/27/2005	\$229,500	First
Ameriquet Mortgage Company	LA SALLE	STREATOR	03/04/2005	10.1	03/15/2005	\$95,625	First
Ameriquet Mortgage Company	LAKE	ANTIOCH	02/16/2005	10.2	03/21/2005	\$105,000	First
Ameriquet Mortgage Company	LAKE	BARRINGTON	02/21/2005	10.65	03/14/2005	\$368,900	First
Ameriquet Mortgage Company	LAKE	BEACH PARK	05/11/2005	10.25	05/26/2005	\$70,000	First

Statewide High Risk/Interst Loans for the First Half of 2005

Ameriquet Mortgage Company	LAKE	DEERFIELD	06/13/2005	10.1	06/21/2005	\$66,000	First
Ameriquet Mortgage Company	LAKE	GRAYSLAKE	01/11/2005	10.25	01/31/2005	\$114,500	First
Ameriquet Mortgage Company	LAKE	GRAYSLAKE	02/11/2005	10.55	03/03/2005	\$224,315	First
Ameriquet Mortgage Company	LAKE	GURNEE	06/10/2005	10.4	06/23/2005	\$212,000	First
Ameriquet Mortgage Company	LAKE	LAKE VILLA	02/15/2005	10.5	03/07/2005	\$152,155	First
Ameriquet Mortgage Company	LAKE	LIBERTYVILLE	04/19/2005	10.6	05/03/2005	\$160,500	First
Ameriquet Mortgage Company	LAKE	PARK CITY	12/21/2004	10.5	01/18/2005	\$204,450	First
Ameriquet Mortgage Company	LAKE	ROUND LAKE	01/08/2005	10.15	01/24/2005	\$64,500	First
Ameriquet Mortgage Company	LAKE	ROUND LAKE	04/22/2005	10.6	05/02/2005	\$185,000	First
Ameriquet Mortgage Company	LAKE	VERNON HILLS	06/03/2005	10.3	06/17/2005	\$138,550	First
Ameriquet Mortgage Company	LAKE	VERNON HILLS	12/28/2004	10.4	01/18/2005	\$116,750	First
Ameriquet Mortgage Company	LAKE	WAUKEGAN	01/08/2005	10.1	01/31/2005	\$161,600	First
Ameriquet Mortgage Company	LAKE	WAUKEGAN	02/18/2005	10.25	04/07/2005	\$161,500	First
Ameriquet Mortgage Company	LAKE	WAUKEGAN	02/02/2005	10.2	02/14/2005	\$112,000	First
Ameriquet Mortgage Company	LAKE	WAUKEGAN	06/10/2005	10.25	06/23/2005	\$166,500	First
Ameriquet Mortgage Company	LAKE	WAUKEGAN	03/09/2005	10.15	03/21/2005	\$228,000	First
Ameriquet Mortgage Company	LAKE	WAUKEGAN	04/18/2005	10.3	04/26/2005	\$78,191	First
Ameriquet Mortgage Company	LAKE	WAUKEGAN	04/21/2005	10.45	05/05/2005	\$75,000	First
Ameriquet Mortgage Company	LAKE	WAUKEGAN	04/14/2005	10.45	05/04/2005	\$69,000	First
Ameriquet Mortgage Company	LAKE	WAUKEGAN	04/12/2005	10.5	04/30/2005	\$119,000	First
Ameriquet Mortgage Company	LAKE	WAUKEGAN	02/17/2005	10.55	03/11/2005	\$123,250	First
Ameriquet Mortgage Company	LAKE	WINTHROP HARBOR	06/02/2005	10.25	06/27/2005	\$172,800	First
Ameriquet Mortgage Company	LAKE	WINTHROP HARBOR	02/11/2005	10.65	02/23/2005	\$235,000	First
Ameriquet Mortgage Company	LAKE	ZION	01/07/2005	10.25	01/21/2005	\$187,000	First
Ameriquet Mortgage Company	LAKE	ZION	05/05/2005	10.3	05/19/2005	\$117,750	First
Ameriquet Mortgage Company	LAKE	ZION	02/15/2005	10.55	02/28/2005	\$140,250	First
Ameriquet Mortgage Company	LAKE	ZION	12/21/2004	10.65	01/07/2005	\$120,000	First
Ameriquet Mortgage Company	LAWRENCE	SAINT FRANCISVILLE	05/16/2005	10.2	05/27/2005	\$65,000	First
Ameriquet Mortgage Company	LEE	DIXON	01/25/2005	10.15	02/14/2005	\$81,000	First
Ameriquet Mortgage Company	LEE	DIXON	05/11/2005	10.3	06/23/2005	\$88,400	First
Ameriquet Mortgage Company	LEE	DIXON	12/24/2004	10.35	01/12/2005	\$62,000	First
Ameriquet Mortgage Company	LIVINGSTON	CHATSWORTH	02/10/2005	10.4	02/24/2005	\$103,500	First
Ameriquet Mortgage Company	LOGAN	ATLANTA	02/24/2005	10.25	03/11/2005	\$89,100	First
Ameriquet Mortgage Company	MACON	DECATUR	01/13/2005	10.1	02/18/2005	\$60,000	First
Ameriquet Mortgage Company	MACON	DECATUR	02/18/2005	10.3	03/16/2005	\$74,800	First
Ameriquet Mortgage Company	MACON	DECATUR	05/13/2005	10.25	05/31/2005	\$93,500	First
Ameriquet Mortgage Company	MACON	WARRENBURG	01/03/2005	10.2	01/14/2005	\$61,200	First
Ameriquet Mortgage Company	MACOUPIN	BRIGHTON	04/25/2005	10.2	05/05/2005	\$80,750	First
Ameriquet Mortgage Company	MACOUPIN	BRIGHTON	04/20/2005	10.5	05/19/2005	\$73,700	First
Ameriquet Mortgage Company	MACOUPIN	CARLINVILLE	01/25/2005	10.25	02/15/2005	\$69,000	First

Statewide High Risk/Interst Loans for the First Half of 2005

Ameriquet Mortgage Company	MACOUPIN	SAWYERVILLE	12/21/2004	10.2	01/06/2005	\$71,400	First
Ameriquet Mortgage Company	MACOUPIN	SHIPMAN	03/24/2005	10.15	04/06/2005	\$69,000	First
Ameriquet Mortgage Company	MACOUPIN	STAUNTON	02/04/2005	10.25	02/25/2005	\$74,900	First
Ameriquet Mortgage Company	MADISON	ALTON	03/29/2005	10.05	04/30/2005	\$67,500	First
Ameriquet Mortgage Company	MADISON	ALTON	04/02/2005	10.1	04/12/2005	\$89,000	First
Ameriquet Mortgage Company	MADISON	ALTON	05/23/2005	10.1	06/17/2005	\$151,830	First
Ameriquet Mortgage Company	MADISON	ALTON	12/22/2004	10.2	01/04/2005	\$102,330	First
Ameriquet Mortgage Company	MADISON	ALTON	06/01/2005	10.45	06/20/2005	\$61,600	First
Ameriquet Mortgage Company	MADISON	BETHALTO	01/27/2005	10.25	02/07/2005	\$60,000	First
Ameriquet Mortgage Company	MADISON	BETHALTO	01/06/2005	10.3	01/21/2005	\$137,700	First
Ameriquet Mortgage Company	MADISON	Granite City	06/07/2005	10.15	06/16/2005	\$95,000	First
Ameriquet Mortgage Company	MARION	CENTRALIA	05/24/2005	10.1	06/20/2005	\$92,650	First
Ameriquet Mortgage Company	MARION	CENTRALIA	05/04/2005	10.35	05/20/2005	\$125,354	First
Ameriquet Mortgage Company	MARION	CENTRALIA	12/29/2004	10.45	01/12/2005	\$101,150	First
Ameriquet Mortgage Company	MARION	SALEM	05/27/2005	10.15	06/24/2005	\$81,000	First
Ameriquet Mortgage Company	MASSAC	METROPOLIS	01/26/2005	10.25	02/28/2005	\$60,000	First
Ameriquet Mortgage Company	MCHENRY	CRYSTAL LAKE	01/21/2005	10.1	02/15/2005	\$127,500	First
Ameriquet Mortgage Company	MCHENRY	CRYSTAL LAKE	02/03/2005	10.2	02/28/2005	\$168,300	First
Ameriquet Mortgage Company	MCHENRY	CRYSTAL LAKE	02/17/2005	10.5	03/21/2005	\$192,950	First
Ameriquet Mortgage Company	MCHENRY	CRYSTAL LAKE	05/04/2005	10.55	05/20/2005	\$162,000	First
Ameriquet Mortgage Company	MCHENRY	CRYSTAL LAKE	04/14/2005	10.6	04/28/2005	\$261,000	First
Ameriquet Mortgage Company	MCHENRY	CRYSTAL LAKE	01/31/2005	10.6	02/14/2005	\$477,000	First
Ameriquet Mortgage Company	MCHENRY	FOX RIVER GROVE	05/06/2005	10.45	05/18/2005	\$212,500	First
Ameriquet Mortgage Company	MCHENRY	HARVARD	05/31/2005	10.35	06/20/2005	\$125,500	First
Ameriquet Mortgage Company	MCHENRY	HEBRON	02/03/2005	10.15	02/17/2005	\$70,000	First
Ameriquet Mortgage Company	MCHENRY	HEBRON	04/12/2005	10.5	04/26/2005	\$103,000	First
Ameriquet Mortgage Company	MCHENRY	HUNTLEY	06/03/2005	10.45	06/28/2005	\$250,241	First
Ameriquet Mortgage Company	MCHENRY	LAKE IN THE HILLS	03/02/2005	10.4	03/18/2005	\$239,200	First
Ameriquet Mortgage Company	MCHENRY	LAKE IN THE HILLS	04/15/2005	10.45	05/02/2005	\$96,500	First
Ameriquet Mortgage Company	MCHENRY	MARENGO	03/04/2005	10.45	03/25/2005	\$263,500	First
Ameriquet Mortgage Company	MCHENRY	MCHENRY	01/11/2005	10.1	01/31/2005	\$135,000	First
Ameriquet Mortgage Company	MCHENRY	MCHENRY	05/02/2005	10.25	05/12/2005	\$65,000	First
Ameriquet Mortgage Company	MCHENRY	MCHENRY	02/10/2005	10.25	02/23/2005	\$208,250	First
Ameriquet Mortgage Company	MCHENRY	MCHENRY	03/10/2005	10.15	03/28/2005	\$157,250	First
Ameriquet Mortgage Company	MCHENRY	MCHENRY	04/05/2005	10.4	04/15/2005	\$112,250	First
Ameriquet Mortgage Company	MCHENRY	MCHENRY	02/09/2005	10.5	02/24/2005	\$106,750	First
Ameriquet Mortgage Company	MCHENRY	WONDER LAKE	04/28/2005	10.65	05/10/2005	\$132,600	First
Ameriquet Mortgage Company	MCLEAN	Colfax	01/10/2005	10.25	01/21/2005	\$61,500	First
Ameriquet Mortgage Company	MCLEAN	NORMAL	04/20/2005	10.35	05/12/2005	\$112,500	First
Ameriquet Mortgage Company	MENARD	PETERSBURG	03/11/2005	10.05	03/31/2005	\$72,223	First

Statewide High Risk/Interst Loans for the First Half of 2005

Ameriquet Mortgage Company	MONROE	COLUMBIA	03/21/2005	10.1	03/30/2005	\$129,772	First
Ameriquet Mortgage Company	MONROE	COLUMBIA	05/02/2005	10.25	05/13/2005	\$66,000	First
Ameriquet Mortgage Company	MONROE	WATERLOO	01/21/2005	10.3	02/11/2005	\$60,000	First
Ameriquet Mortgage Company	MONTGOMERY	LITCHFIELD	05/17/2005	10.2	06/02/2005	\$71,250	First
Ameriquet Mortgage Company	MORGAN	JACKSONVILLE	03/22/2005	10.1	04/06/2005	\$119,000	First
Ameriquet Mortgage Company	OGLE	KINGS	06/14/2005	10.1	06/27/2005	\$70,000	First
Ameriquet Mortgage Company	OGLE	MOUNT MORRIS	03/30/2005	10.3	04/13/2005	\$93,500	First
Ameriquet Mortgage Company	PEORIA	BARTONVILLE	01/10/2005	10.3	01/18/2005	\$67,500	First
Ameriquet Mortgage Company	PEORIA	HANNA CITY	03/30/2005	10.3	05/20/2005	\$76,500	First
Ameriquet Mortgage Company	PEORIA	PEORIA	03/08/2005	10.05	03/15/2005	\$64,875	First
Ameriquet Mortgage Company	PEORIA	PEORIA	01/11/2005	10.35	02/16/2005	\$144,500	First
Ameriquet Mortgage Company	PIATT	MANSFIELD	04/18/2005	10.35	04/27/2005	\$96,000	First
Ameriquet Mortgage Company	PIATT	MONTICELLO	03/07/2005	10.35	04/04/2005	\$123,250	First
Ameriquet Mortgage Company	RANDOLPH	SPARTA	04/01/2005	10.65	04/20/2005	\$81,000	First
Ameriquet Mortgage Company	ROCK ISLAND	MOLINE	02/09/2005	10.1	02/28/2005	\$118,525	First
Ameriquet Mortgage Company	ROCK ISLAND	MOLINE	01/18/2005	10.25	02/11/2005	\$99,000	First
Ameriquet Mortgage Company	ROCK ISLAND	MOLINE	12/28/2004	10.45	01/12/2005	\$64,000	First
Ameriquet Mortgage Company	ROCK ISLAND	ROCK ISLAND	02/18/2005	10.3	03/03/2005	\$78,000	First
Ameriquet Mortgage Company	ROCK ISLAND	SILVIS	04/07/2005	10.5	04/20/2005	\$60,000	First
Ameriquet Mortgage Company	SALINE	CARRIER MILLS	04/28/2005	10.6	05/19/2005	\$67,500	First
Ameriquet Mortgage Company	SANGAMON	PAWNEE	05/19/2005	10.3	05/27/2005	\$63,700	First
Ameriquet Mortgage Company	SANGAMON	SPRINGFIELD	03/17/2005	10.15	03/30/2005	\$85,500	First
Ameriquet Mortgage Company	SANGAMON	SPRINGFIELD	05/12/2005	10.25	06/13/2005	\$85,500	First
Ameriquet Mortgage Company	SANGAMON	SPRINGFIELD	02/02/2005	10.25	02/16/2005	\$63,750	First
Ameriquet Mortgage Company	SANGAMON	SPRINGFIELD	03/16/2005	10.15	03/31/2005	\$70,125	First
Ameriquet Mortgage Company	SANGAMON	SPRINGFIELD	01/11/2005	10.3	01/18/2005	\$66,725	First
Ameriquet Mortgage Company	SANGAMON	SPRINGFIELD	03/07/2005	10.35	04/14/2005	\$135,000	First
Ameriquet Mortgage Company	SANGAMON	SPRINGFIELD	03/17/2005	10.5	03/28/2005	\$93,150	First
Ameriquet Mortgage Company	SANGAMON	SPRINGFIELD	03/22/2005	12.55	03/30/2005	\$65,800	First
Ameriquet Mortgage Company	ST. CLAIR	BELLEVILLE	02/03/2005	10.25	02/22/2005	\$92,500	First
Ameriquet Mortgage Company	ST. CLAIR	BELLEVILLE	01/18/2005	10.25	01/28/2005	\$72,000	First
Ameriquet Mortgage Company	ST. CLAIR	BELLEVILLE	01/03/2005	10.3	01/14/2005	\$75,000	First
Ameriquet Mortgage Company	ST. CLAIR	BELLEVILLE	05/13/2005	10.3	05/27/2005	\$152,999	First
Ameriquet Mortgage Company	ST. CLAIR	BELLEVILLE	04/25/2005	10.55	05/13/2005	\$60,000	First
Ameriquet Mortgage Company	ST. CLAIR	BELLEVILLE	04/18/2005	10.6	04/28/2005	\$60,934	First
Ameriquet Mortgage Company	ST. CLAIR	EAST SAINT LOUIS	03/16/2005	10.2	03/30/2005	\$62,000	First
Ameriquet Mortgage Company	ST. CLAIR	FAIRVIEW HEIGHTS	05/16/2005	10.3	05/26/2005	\$76,865	First
Ameriquet Mortgage Company	ST. CLAIR	O'FALLON	01/13/2005	10.1	01/24/2005	\$103,850	First
Ameriquet Mortgage Company	STEPHENSON	DAVIS	12/21/2004	10.25	01/13/2005	\$60,000	First
Ameriquet Mortgage Company	STEPHENSON	FREEMPORT	02/23/2005	10.15	03/17/2005	\$63,750	First

Statewide High Risk/Interst Loans for the First Half of 2005

Ameriquet Mortgage Company	STEPHENSON	FREEMPORT	03/02/2005	10.25	04/07/2005	\$110,500	First
Ameriquet Mortgage Company	TAZEWELL	CREVE COEUR	01/24/2005	10.25	02/07/2005	\$75,000	First
Ameriquet Mortgage Company	TAZEWELL	CREVE COEUR	02/01/2005	10.25	03/11/2005	\$61,421	First
Ameriquet Mortgage Company	TAZEWELL	CREVE COEUR	02/10/2005	10.25	02/28/2005	\$63,000	First
Ameriquet Mortgage Company	TAZEWELL	CREVE COEUR	11/23/2004	10.4	01/11/2005	\$66,000	First
Ameriquet Mortgage Company	TAZEWELL	DELAVAN	05/19/2005	10.1	06/08/2005	\$72,859	First
Ameriquet Mortgage Company	TAZEWELL	EAST PEORIA	03/08/2005	10.3	03/22/2005	\$106,500	First
Ameriquet Mortgage Company	TAZEWELL	PEKIN	01/07/2005	10.15	01/27/2005	\$106,250	First
Ameriquet Mortgage Company	TAZEWELL	PEKIN	01/29/2005	10.15	02/14/2005	\$64,600	First
Ameriquet Mortgage Company	TAZEWELL	PEKIN	01/12/2005	10.25	01/27/2005	\$93,500	First
Ameriquet Mortgage Company	TAZEWELL	PEKIN	02/23/2005	10.2	04/05/2005	\$80,750	First
Ameriquet Mortgage Company	TAZEWELL	PEKIN	01/11/2005	10.45	01/28/2005	\$72,500	First
Ameriquet Mortgage Company	TAZEWELL	PEKIN	12/29/2004	10.45	01/14/2005	\$68,000	First
Ameriquet Mortgage Company	TAZEWELL	WASHINGTON	01/24/2005	10.25	02/16/2005	\$88,598	First
Ameriquet Mortgage Company	TAZEWELL	WASHINGTON	12/30/2004	10.3	01/27/2005	\$163,500	First
Ameriquet Mortgage Company	TAZEWELL	WASHINGTON	12/15/2004	10.3	01/10/2005	\$96,700	First
Ameriquet Mortgage Company	VERMILION	DANVILLE	05/12/2005	10.25	05/20/2005	\$60,000	First
Ameriquet Mortgage Company	VERMILION	DANVILLE	01/12/2005	10.15	01/24/2005	\$66,803	First
Ameriquet Mortgage Company	VERMILION	DANVILLE	04/18/2005	10.55	04/30/2005	\$89,502	First
Ameriquet Mortgage Company	VERMILION	GEORGETOWN	03/28/2005	10.1	04/15/2005	\$61,750	First
Ameriquet Mortgage Company	VERMILION	HOOPESTON	02/10/2005	10.45	02/25/2005	\$81,450	First
Ameriquet Mortgage Company	WARREN	AVON	05/26/2005	10.25	06/15/2005	\$200,100	First
Ameriquet Mortgage Company	WASHINGTON	NASHVILLE	01/10/2005	10.55	02/18/2005	\$121,500	First
Ameriquet Mortgage Company	WASHINGTON	OAKDALE	12/23/2004	10.5	01/18/2005	\$68,000	First
Ameriquet Mortgage Company	WHITESIDE	STERLING	06/21/2005	10.2	06/29/2005	\$62,750	First
Ameriquet Mortgage Company	WILL	BOLINGBROOK	01/08/2005	10.15	01/27/2005	\$176,250	First
Ameriquet Mortgage Company	WILL	BOLINGBROOK	02/14/2005	10.3	03/01/2005	\$172,500	First
Ameriquet Mortgage Company	WILL	BOLINGBROOK	06/08/2005	10.25	06/29/2005	\$178,500	First
Ameriquet Mortgage Company	WILL	BOLINGBROOK	01/27/2005	10.3	02/10/2005	\$108,400	First
Ameriquet Mortgage Company	WILL	BOLINGBROOK	05/24/2005	10.4	06/03/2005	\$226,525	First
Ameriquet Mortgage Company	WILL	BOLINGBROOK	03/14/2005	10.4	03/24/2005	\$159,930	First
Ameriquet Mortgage Company	WILL	BOLINGBROOK	02/08/2005	10.5	02/28/2005	\$156,400	First
Ameriquet Mortgage Company	WILL	BOLINGBROOK	01/05/2005	10.55	01/18/2005	\$145,350	First
Ameriquet Mortgage Company	WILL	BRAIDWOOD	03/29/2005	10.25	04/11/2005	\$96,200	First
Ameriquet Mortgage Company	WILL	BRAIDWOOD	03/07/2005	10.35	03/17/2005	\$124,500	First
Ameriquet Mortgage Company	WILL	CRETE	03/11/2005	10.4	03/25/2005	\$152,998	First
Ameriquet Mortgage Company	WILL	FRANKFORT	02/21/2005	10.45	03/29/2005	\$187,000	First
Ameriquet Mortgage Company	WILL	FRANKFORT	02/23/2005	10.45	03/16/2005	\$197,862	First
Ameriquet Mortgage Company	WILL	JOLIET	02/04/2005	10.15	02/22/2005	\$116,250	First
Ameriquet Mortgage Company	WILL	JOLIET	06/14/2005	10.05	06/29/2005	\$60,000	First

Statewide High Risk/Interst Loans for the First Half of 2005

Ameriquet Mortgage Company	WILL	JOLIET	01/06/2005	10.25	01/26/2005	\$129,243	First
Ameriquet Mortgage Company	WILL	JOLIET	04/28/2005	10.25	05/10/2005	\$208,000	First
Ameriquet Mortgage Company	WILL	JOLIET	03/23/2005	10.3	04/05/2005	\$75,750	First
Ameriquet Mortgage Company	WILL	JOLIET	03/25/2005	10.3	04/08/2005	\$106,250	First
Ameriquet Mortgage Company	WILL	JOLIET	01/17/2005	10.35	01/31/2005	\$115,999	First
Ameriquet Mortgage Company	WILL	JOLIET	03/21/2005	10.35	03/31/2005	\$135,000	First
Ameriquet Mortgage Company	WILL	JOLIET	04/29/2005	10.45	05/13/2005	\$131,000	First
Ameriquet Mortgage Company	WILL	JOLIET	02/28/2005	10.5	03/10/2005	\$112,860	First
Ameriquet Mortgage Company	WILL	JOLIET	02/23/2005	10.5	03/14/2005	\$88,500	First
Ameriquet Mortgage Company	WILL	JOLIET	05/03/2005	10.55	05/20/2005	\$139,500	First
Ameriquet Mortgage Company	WILL	LOCKPORT	05/10/2005	10.5	05/20/2005	\$110,250	First
Ameriquet Mortgage Company	WILL	MONEE	04/01/2005	10.2	04/22/2005	\$195,200	First
Ameriquet Mortgage Company	WILL	NEW LENOX	04/22/2005	10.8	05/04/2005	\$221,000	First
Ameriquet Mortgage Company	WILL	PLAINFIELD	01/11/2005	10.1	01/25/2005	\$146,250	First
Ameriquet Mortgage Company	WILL	PLAINFIELD	02/24/2005	10.2	03/21/2005	\$149,250	First
Ameriquet Mortgage Company	WILL	PLAINFIELD	12/21/2004	10.5	01/14/2005	\$180,000	First
Ameriquet Mortgage Company	WILL	ROMEOVILLE	01/12/2005	10.1	01/31/2005	\$60,000	First
Ameriquet Mortgage Company	WILL	ROMEOVILLE	06/13/2005	10.2	06/28/2005	\$178,500	First
Ameriquet Mortgage Company	WILL	ROMEOVILLE	02/04/2005	10.35	02/16/2005	\$60,000	First
Ameriquet Mortgage Company	WILL	ROMEOVILLE	01/11/2005	10.5	01/26/2005	\$138,550	First
Ameriquet Mortgage Company	WILL	ROMEOVILLE	04/28/2005	10.55	05/26/2005	\$135,000	First
Ameriquet Mortgage Company	WILL	WILMINGTON	12/23/2004	10.35	01/06/2005	\$60,000	First
Ameriquet Mortgage Company	WINNEBAGO	LOVES PARK	11/12/2004	10.2	01/18/2005	\$149,954	First
Ameriquet Mortgage Company	WINNEBAGO	MACHESNEY PARK	01/24/2005	10.45	02/15/2005	\$109,800	First
Ameriquet Mortgage Company	WINNEBAGO	ROCKFORD	03/10/2005	10.1	03/30/2005	\$68,000	First
Ameriquet Mortgage Company	WINNEBAGO	ROCKFORD	05/24/2005	10.25	06/10/2005	\$68,000	First
Ameriquet Mortgage Company	WINNEBAGO	ROCKFORD	05/23/2005	10.25	06/29/2005	\$96,000	First
Ameriquet Mortgage Company	WINNEBAGO	ROCKFORD	05/02/2005	10.3	05/17/2005	\$130,500	First
Ameriquet Mortgage Company	WINNEBAGO	ROCKFORD	03/31/2005	10.35	04/19/2005	\$110,500	First
Ameriquet Mortgage Company	WINNEBAGO	ROCKFORD	03/28/2005	10.35	04/22/2005	\$110,500	First
Ameriquet Mortgage Company	WINNEBAGO	ROCKFORD	04/11/2005	10.5	04/28/2005	\$66,500	First
Ameriquet Mortgage Company	WINNEBAGO	ROCKFORD	05/09/2005	10.55	05/31/2005	\$108,000	First
Ameriquet Mortgage Company	WINNEBAGO	South Beloit	05/19/2005	10.25	06/09/2005	\$82,500	First
Ameriquet Mortgage Company	WINNEBAGO	South Beloit	03/03/2005	10.25	03/30/2005	\$60,350	First
Ameriquet Mortgage Company	WINNEBAGO	South Beloit	06/08/2005	10.15	06/23/2005	\$65,500	First
Ameriquet Mortgage Company	WINNEBAGO	South Beloit	02/17/2005	10.3	03/07/2005	\$63,964	First
Ameriquet Mortgage Company	WOODFORD	EAST PEORIA	01/26/2005	10.3	02/24/2005	\$86,250	First
Ameriquet Mortgage Company	WOODFORD	MINONK	01/25/2005	10.15	02/08/2005	\$96,000	First
Bank of Illinois	MCLEAN	BLOOMINGTON	01/24/2001	3	02/12/2001	\$50,000	Junior
Bank of Warrensburg	SANGAMON	CHATHAM	01/31/2003	8.5	01/31/2003	\$23,672	First

Statewide High Risk/Interst Loans for the First Half of 2005

CMF Mortgage Co.	WINNEBAGO	CHERRY VALLEY	05/04/2005	14.51	05/09/2005	\$10,000	Junior
CMF Mortgage Co.	Winnebago	MACHESNEY PARK	02/14/2005	13.04	03/11/2005	\$25,000	Junior
CMF Mortgage Co.	Winnebago	ROCKFORD	11/29/2004	10.3	01/19/2005	\$85,000	First
CMF Mortgage Co.	Winnebago	ROCKFORD	02/08/2005	10.64	02/25/2005	\$94,000	First
CMF Mortgage Co.	Winnebago	ROCKFORD	03/31/2005	10.99	04/22/2005	\$121,000	First
Community Bank	IROQUOIS	MILFORD	10/28/2002	8	12/16/2002	\$4,952	First
Community Bank	VERMILION	HOOPESTON	02/02/1998	7.5	02/04/2000	\$59,500	First
Community Bank	VERMILION	HOOPESTON	05/05/1999	7	10/15/2001	\$74,100	First
Community Bank	VERMILION	HOOPESTON	10/13/2003	8	09/29/2000	\$18,013	First
First State Bank	BUREAU	LAMOILLE	06/07/2000	9	08/07/2000	\$66,900	First
First State Bank	LASALLE	MENDOTA	07/29/2003	4.25	09/19/2003	\$77,500	First
HSBC Mortgage Services Inc.	COLES	MATTOON	09/28/2004	11.08	09/30/2004	\$56,100	First
HSBC Mortgage Services Inc.	OGLE	STILLMAN VALLEY	10/27/2003	13.05	10/27/2003	\$15,640	Junior
HSBC Mortgage Services Inc.	ST CLAIR	FAIRVIEW HEIGHTS	08/25/2004	12.3	09/17/2004	\$45,950	Junior
Litton Loan Servicing, LP	Cook	CHICAGO	12/09/2002	11.125	12/09/2002	\$154,000	First
Litton Loan Servicing, LP	Tazewell	MANITO	10/18/2002	9.25	10/18/2002	\$111,920	First
Long Beach Mortgage Company	CHAMPAIGN	MAHOMET	12/04/2003	10.72	12/04/2003	\$104,000	First
Long Beach Mortgage Company	COOK	BELLWOOD	03/27/2003	10.95	03/27/2003	\$132,000	First
Long Beach Mortgage Company	COOK	CHICAGO	06/13/2003	10.3	06/13/2003	\$86,400	First
Long Beach Mortgage Company	COOK	CHICAGO	09/24/2003	10.12	09/24/2003	\$117,600	First
Long Beach Mortgage Company	COOK	CHICAGO	10/30/2003	10.1	10/30/2003	\$67,500	First
Long Beach Mortgage Company	COOK	CHICAGO	05/07/2004	10.15	05/07/2004	\$135,000	First
Long Beach Mortgage Company	COOK	CHICAGO	08/31/2004	11	08/31/2004	\$195,200	First
Long Beach Mortgage Company	COOK	FORD HEIGHTS	01/24/2003	11.7	01/24/2003	\$39,200	First
Long Beach Mortgage Company	COOK	OLYMPIA FIELDS	04/30/2003	10.2	04/30/2003	\$574,200	First
Long Beach Mortgage Company	COOK	WHEELING	07/30/2004	10.7	07/30/2004	\$130,000	First
Long Beach Mortgage Company	KANKAKEE	KANKAKEE	01/14/2003	10.1	01/14/2003	\$58,400	First
Long Beach Mortgage Company	KANKAKEE	KANKAKEE	03/21/2003	11.1	03/21/2003	\$42,700	First
Long Beach Mortgage Company	KANKAKEE	KANKAKEE	12/02/2003	11.1	12/02/2003	\$70,800	First
Long Beach Mortgage Company	KANKAKEE	KANKAKEE	11/13/2003	10.35	11/13/2003	\$47,200	First
Long Beach Mortgage Company	WILL	STEGER	01/30/2003	11	01/30/2003	\$88,000	First
Municipal Trust and Savings Bank	Will	BRAIDWOOD	01/03/2004	8.75	06/02/2005	\$198,352	First
Municipal Trust and Savings Bank	Will	BRAIDWOOD	01/03/2004	8.75	06/02/2005	\$198,352	First
NovaStar Mortgage, Inc.	SANGAMON	SPRINGFIELD	05/06/2005	9.75	05/31/2005	\$52,250	First
ResMAE Mortgage Corporation	CALHOUN	BRUSSELS	04/29/2005	7.99	04/29/2005	\$135,829	First
ResMAE Mortgage Corporation	CLINTON	CLINTON	03/23/2005	8.27	03/23/2005	\$101,870	First
ResMAE Mortgage Corporation	COOK	ALSIP	02/16/2005	8.82	02/16/2005	\$203,567	First
ResMAE Mortgage Corporation	COOK	ALSIP	06/13/2005	7.8	06/13/2005	\$191,920	First
ResMAE Mortgage Corporation	COOK	ALSIP	06/24/2005	6.72	06/24/2005	\$172,800	First
ResMAE Mortgage Corporation	COOK	ALSIP	06/13/2005	11.14	06/13/2005	\$47,980	Junior

Statewide High Risk/Interst Loans for the First Half of 2005

ResMAE Mortgage Corporation	COOK	ALSIP	06/24/2005	10.14	06/24/2005	\$43,200	Junior
ResMAE Mortgage Corporation	COOK	ARLINGTON HEIGHTS	04/29/2005	7.82	04/29/2005	\$219,847	First
ResMAE Mortgage Corporation	COOK	ARLINGTON HEIGHTS	04/27/2005	7.45	04/27/2005	\$104,701	First
ResMAE Mortgage Corporation	COOK	ARLINGTON HEIGHTS	06/17/2005	8.57	06/17/2005	\$171,950	First
ResMAE Mortgage Corporation	COOK	ARLINGTON HEIGHTS	06/27/2005	6.92	06/27/2005	\$314,000	First
ResMAE Mortgage Corporation	COOK	ARLINGTON HEIGHTS	04/29/2005	7.27	04/29/2005	\$270,400	First
ResMAE Mortgage Corporation	COOK	ARLINGTON HEIGHTS	04/05/2005	7.85	04/05/2005	\$72,670	First
ResMAE Mortgage Corporation	COOK	ARLINGTON HEIGHTS	04/01/2005	7.89	04/01/2005	\$118,850	First
ResMAE Mortgage Corporation	COOK	ARLINGTON HEIGHTS	06/01/2005	7.37	06/01/2005	\$116,000	First
ResMAE Mortgage Corporation	COOK	ARLINGTON HEIGHTS	04/12/2005	7.24	04/12/2005	\$104,588	First
ResMAE Mortgage Corporation	COOK	ARLINGTON HEIGHTS	04/29/2005	10.24	04/29/2005	\$54,977	Junior
ResMAE Mortgage Corporation	COOK	ARLINGTON HEIGHTS	04/05/2005	10	04/05/2005	\$18,172	Junior
ResMAE Mortgage Corporation	COOK	ARLINGTON HEIGHTS	04/27/2005	11	04/27/2005	\$26,185	Junior
ResMAE Mortgage Corporation	COOK	ARLINGTON HEIGHTS	06/01/2005	10.65	06/01/2005	\$29,000	Junior
ResMAE Mortgage Corporation	COOK	BELLWOOD	01/04/2005	7.075	01/04/2005	\$157,753	First
ResMAE Mortgage Corporation	COOK	BELLWOOD	03/31/2005	7.15	03/31/2005	\$106,915	First
ResMAE Mortgage Corporation	COOK	BELLWOOD	03/30/2005	7.52	03/30/2005	\$151,920	First
ResMAE Mortgage Corporation	COOK	BELLWOOD	03/30/2005	7.67	03/30/2005	\$157,019	First
ResMAE Mortgage Corporation	COOK	BELLWOOD	04/01/2005	6.62	04/01/2005	\$155,324	First
ResMAE Mortgage Corporation	COOK	BELLWOOD	04/27/2005	6.99	04/27/2005	\$155,872	First
ResMAE Mortgage Corporation	COOK	BELLWOOD	05/06/2005	7.02	05/06/2005	\$160,000	First
ResMAE Mortgage Corporation	COOK	BELLWOOD	05/06/2005	7.12	05/06/2005	\$149,480	First
ResMAE Mortgage Corporation	COOK	BELLWOOD	06/10/2005	7.2	06/10/2005	\$169,600	First
ResMAE Mortgage Corporation	COOK	BELLWOOD	06/30/2005	7.32	06/30/2005	\$202,500	First
ResMAE Mortgage Corporation	COOK	BELLWOOD	01/04/2005	10.64	01/04/2005	\$39,353	Junior
ResMAE Mortgage Corporation	COOK	BELLWOOD	03/30/2005	11.1	03/30/2005	\$37,953	Junior
ResMAE Mortgage Corporation	COOK	BELLWOOD	04/01/2005	8.75	04/01/2005	\$38,454	Junior
ResMAE Mortgage Corporation	COOK	BELLWOOD	04/27/2005	10.14	04/27/2005	\$38,983	Junior
ResMAE Mortgage Corporation	COOK	BELLWOOD	05/06/2005	11.14	05/06/2005	\$40,000	Junior
ResMAE Mortgage Corporation	COOK	BELLWOOD	05/06/2005	10.65	05/06/2005	\$37,386	Junior
ResMAE Mortgage Corporation	COOK	BELLWOOD	06/10/2005	11	06/10/2005	\$42,400	Junior
ResMAE Mortgage Corporation	COOK	BERKELEY	05/11/2005	7.72	05/11/2005	\$194,262	First
ResMAE Mortgage Corporation	COOK	BERKELEY	06/15/2005	6.425	06/15/2005	\$200,700	First
ResMAE Mortgage Corporation	COOK	BERKELEY	05/11/2005	11	05/11/2005	\$48,583	Junior
ResMAE Mortgage Corporation	COOK	BERWYN	03/11/2005	6.97	03/11/2005	\$88,579	First
ResMAE Mortgage Corporation	COOK	BERWYN	03/21/2005	6.55	03/21/2005	\$215,612	First
ResMAE Mortgage Corporation	COOK	BERWYN	02/15/2005	7.86	02/15/2005	\$248,000	First
ResMAE Mortgage Corporation	COOK	BERWYN	04/12/2005	7.52	04/12/2005	\$109,919	First
ResMAE Mortgage Corporation	COOK	BERWYN	04/04/2005	7.59	04/04/2005	\$127,907	First
ResMAE Mortgage Corporation	COOK	BERWYN	05/06/2005	7.22	05/06/2005	\$171,305	First

Statewide High Risk/Interst Loans for the First Half of 2005

ResMAE Mortgage Corporation	COOK	BERWYN	04/27/2005	6.5	04/27/2005	\$209,782	First
ResMAE Mortgage Corporation	COOK	BERWYN	05/24/2005	7.02	05/24/2005	\$186,880	First
ResMAE Mortgage Corporation	COOK	BERWYN	06/01/2005	6.495	06/01/2005	\$212,400	First
ResMAE Mortgage Corporation	COOK	BERWYN	05/31/2005	7.99	05/31/2005	\$256,500	First
ResMAE Mortgage Corporation	COOK	BERWYN	05/11/2005	7.995	05/11/2005	\$106,728	First
ResMAE Mortgage Corporation	COOK	BERWYN	05/27/2005	6.72	05/27/2005	\$314,500	First
ResMAE Mortgage Corporation	COOK	BERWYN	06/07/2005	6.4	06/07/2005	\$200,000	First
ResMAE Mortgage Corporation	COOK	BERWYN	06/24/2005	7.99	06/24/2005	\$190,000	First
ResMAE Mortgage Corporation	COOK	BERWYN	03/11/2005	10.24	03/11/2005	\$22,172	Junior
ResMAE Mortgage Corporation	COOK	BERWYN	03/21/2005	10.24	03/21/2005	\$53,954	Junior
ResMAE Mortgage Corporation	COOK	BERWYN	02/15/2005	11.1	02/15/2005	\$61,934	Junior
ResMAE Mortgage Corporation	COOK	BERWYN	04/04/2005	11.24	04/04/2005	\$31,989	Junior
ResMAE Mortgage Corporation	COOK	BERWYN	05/06/2005	9.9	05/06/2005	\$42,841	Junior
ResMAE Mortgage Corporation	COOK	BERWYN	04/27/2005	11	04/27/2005	\$52,491	Junior
ResMAE Mortgage Corporation	COOK	BERWYN	05/24/2005	10.4	05/24/2005	\$46,720	Junior
ResMAE Mortgage Corporation	COOK	BERWYN	05/11/2005	10.65	05/11/2005	\$26,690	Junior
ResMAE Mortgage Corporation	COOK	BERWYN	06/07/2005	9.89	06/07/2005	\$37,500	Junior
ResMAE Mortgage Corporation	COOK	BLUE ISLAND	04/13/2005	7.95	04/13/2005	\$99,932	First
ResMAE Mortgage Corporation	COOK	BLUE ISLAND	06/01/2005	10.025	06/01/2005	\$91,310	First
ResMAE Mortgage Corporation	COOK	BLUE ISLAND	04/13/2005	11.24	04/13/2005	\$24,992	Junior
ResMAE Mortgage Corporation	COOK	BROADVIEW	04/08/2005	7.8	04/08/2005	\$153,792	First
ResMAE Mortgage Corporation	COOK	BROADVIEW	06/15/2005	9.07	06/15/2005	\$166,155	First
ResMAE Mortgage Corporation	COOK	BROOKFIELD	03/25/2005	7.95	03/25/2005	\$256,500	First
ResMAE Mortgage Corporation	COOK	BROOKFIELD	06/28/2005	10.4	06/28/2005	\$55,500	Junior
ResMAE Mortgage Corporation	COOK	BUFFALO GROVE	05/26/2005	7.875	05/26/2005	\$236,700	First
ResMAE Mortgage Corporation	COOK	BUFFALO GROVE	03/29/2005	9.17	03/29/2005	\$263,150	First
ResMAE Mortgage Corporation	COOK	BUFFALO GROVE	04/29/2005	7.09	04/29/2005	\$190,400	First
ResMAE Mortgage Corporation	COOK	BUFFALO GROVE	06/17/2005	6.8	06/17/2005	\$406,000	First
ResMAE Mortgage Corporation	COOK	BUFFALO GROVE	04/29/2005	9.99	04/29/2005	\$47,558	Junior
ResMAE Mortgage Corporation	COOK	BURBANK	03/14/2005	6.5	03/14/2005	\$146,799	First
ResMAE Mortgage Corporation	COOK	BURBANK	03/30/2005	7.77	03/30/2005	\$194,485	First
ResMAE Mortgage Corporation	COOK	BURBANK	04/27/2005	7.75	04/27/2005	\$278,803	First
ResMAE Mortgage Corporation	COOK	BURBANK	06/02/2005	7.845	06/02/2005	\$194,400	First
ResMAE Mortgage Corporation	COOK	BURBANK	03/14/2005	10	03/14/2005	\$36,751	Junior
ResMAE Mortgage Corporation	COOK	BURNHAM	06/17/2005	8.495	06/17/2005	\$113,900	First
ResMAE Mortgage Corporation	COOK	CALUMET CITY	05/11/2005	7.845	05/11/2005	\$99,000	First
ResMAE Mortgage Corporation	COOK	CALUMET CITY	05/11/2005	7.49	05/11/2005	\$171,000	First
ResMAE Mortgage Corporation	COOK	CALUMET CITY	05/20/2005	6.62	05/20/2005	\$132,720	First
ResMAE Mortgage Corporation	COOK	CALUMET CITY	06/15/2005	6.725	06/15/2005	\$120,000	First
ResMAE Mortgage Corporation	COOK	CALUMET CITY	06/01/2005	7.7	06/01/2005	\$192,000	First

Statewide High Risk/Interst Loans for the First Half of 2005

ResMAE Mortgage Corporation	COOK	CALUMET CITY	03/25/2005	7.47	03/25/2005	\$94,358	First
ResMAE Mortgage Corporation	COOK	CALUMET CITY	05/20/2005	10.9	05/20/2005	\$33,180	Junior
ResMAE Mortgage Corporation	COOK	CALUMET CITY	06/15/2005	9.9	06/15/2005	\$30,000	Junior
ResMAE Mortgage Corporation	COOK	CALUMET CITY	06/01/2005	11	06/01/2005	\$48,000	Junior
ResMAE Mortgage Corporation	COOK	CAROL STREAM	05/18/2005	7.995	05/18/2005	\$233,593	First
ResMAE Mortgage Corporation	COOK	CAROL STREAM	04/28/2005	7.125	04/28/2005	\$183,175	First
ResMAE Mortgage Corporation	COOK	CAROL STREAM	05/20/2005	6.5	05/20/2005	\$207,200	First
ResMAE Mortgage Corporation	COOK	CAROL STREAM	06/09/2005	7.02	06/09/2005	\$199,200	First
ResMAE Mortgage Corporation	COOK	CAROL STREAM	06/01/2005	7.6	06/01/2005	\$201,000	First
ResMAE Mortgage Corporation	COOK	CAROL STREAM	05/31/2005	6.09	05/31/2005	\$151,920	First
ResMAE Mortgage Corporation	COOK	CAROL STREAM	04/28/2005	10.14	04/28/2005	\$45,566	Junior
ResMAE Mortgage Corporation	COOK	CAROL STREAM	05/20/2005	11.3	05/20/2005	\$51,800	Junior
ResMAE Mortgage Corporation	COOK	CAROL STREAM	06/09/2005	10.4	06/09/2005	\$49,800	Junior
ResMAE Mortgage Corporation	COOK	CAROL STREAM	05/31/2005	9.75	05/31/2005	\$37,980	Junior
ResMAE Mortgage Corporation	COOK	CHICAGO	05/27/2005	10.595	05/27/2005	\$190,320	First
ResMAE Mortgage Corporation	COOK	CHICAGO	06/01/2005	7.37	06/01/2005	\$225,000	First
ResMAE Mortgage Corporation	COOK	CHICAGO	06/08/2005	6.57	06/08/2005	\$148,000	First
ResMAE Mortgage Corporation	COOK	CHICAGO	04/25/2005	8.795	04/25/2005	\$351,300	First
ResMAE Mortgage Corporation	COOK	CHICAGO	03/15/2005	8.07	03/15/2005	\$285,380	First
ResMAE Mortgage Corporation	COOK	CHICAGO	04/15/2005	6.375	04/15/2005	\$176,416	First
ResMAE Mortgage Corporation	COOK	CHICAGO	05/11/2005	6.67	05/11/2005	\$249,597	First
ResMAE Mortgage Corporation	COOK	CHICAGO	04/29/2005	6.295	04/29/2005	\$450,000	First
ResMAE Mortgage Corporation	COOK	CHICAGO	05/03/2005	6.3	05/03/2005	\$143,865	First
ResMAE Mortgage Corporation	COOK	CHICAGO	06/20/2005	8.2	06/20/2005	\$275,400	First
ResMAE Mortgage Corporation	COOK	CHICAGO	03/10/2005	6.65	03/10/2005	\$130,170	First
ResMAE Mortgage Corporation	COOK	CHICAGO	03/11/2005	7.7	03/11/2005	\$149,386	First
ResMAE Mortgage Corporation	COOK	CHICAGO	03/02/2005	7.17	03/02/2005	\$155,627	First
ResMAE Mortgage Corporation	COOK	CHICAGO	03/28/2005	6.65	03/28/2005	\$91,838	First
ResMAE Mortgage Corporation	COOK	CHICAGO	05/11/2005	7.095	05/11/2005	\$243,804	First
ResMAE Mortgage Corporation	COOK	CHICAGO	04/15/2005	9.07	04/15/2005	\$160,209	First
ResMAE Mortgage Corporation	COOK	CHICAGO	04/26/2005	7.37	04/26/2005	\$135,896	First
ResMAE Mortgage Corporation	COOK	CHICAGO	04/05/2005	6.87	04/05/2005	\$167,637	First
ResMAE Mortgage Corporation	COOK	CHICAGO	04/07/2005	6.92	04/07/2005	\$95,888	First
ResMAE Mortgage Corporation	COOK	CHICAGO	03/31/2005	7.27	03/31/2005	\$183,713	First
ResMAE Mortgage Corporation	COOK	CHICAGO	04/13/2005	9.97	04/13/2005	\$119,947	First
ResMAE Mortgage Corporation	COOK	CHICAGO	05/23/2005	9.5	05/23/2005	\$158,950	First
ResMAE Mortgage Corporation	COOK	CHICAGO	05/09/2005	6.745	05/09/2005	\$156,000	First
ResMAE Mortgage Corporation	COOK	CHICAGO	06/07/2005	6.65	06/07/2005	\$123,200	First
ResMAE Mortgage Corporation	COOK	CHICAGO	06/13/2005	6.87	06/13/2005	\$130,000	First
ResMAE Mortgage Corporation	COOK	CHICAGO	03/31/2005	8.65	03/31/2005	\$147,826	First

Statewide High Risk/Interst Loans for the First Half of 2005

ResMAE Mortgage Corporation	COOK	CHICAGO	05/02/2005	7.72	05/02/2005	\$177,600	First
ResMAE Mortgage Corporation	COOK	CHICAGO	05/06/2005	8.945	05/06/2005	\$170,906	First
ResMAE Mortgage Corporation	COOK	CHICAGO	05/19/2005	6.745	05/19/2005	\$172,000	First
ResMAE Mortgage Corporation	COOK	CHICAGO	11/22/2004	7.2	11/22/2004	\$174,658	First
ResMAE Mortgage Corporation	COOK	CHICAGO	12/06/2004	6.95	12/06/2004	\$167,296	First
ResMAE Mortgage Corporation	COOK	CHICAGO	05/09/2005	6.5	05/09/2005	\$382,033	First
ResMAE Mortgage Corporation	COOK	CHICAGO	05/13/2005	7.02	05/13/2005	\$180,000	First
ResMAE Mortgage Corporation	COOK	CHICAGO	06/17/2005	8.35	06/17/2005	\$375,250	First
ResMAE Mortgage Corporation	COOK	CHICAGO	06/23/2005	7.245	06/23/2005	\$232,000	First
ResMAE Mortgage Corporation	COOK	CHICAGO	04/29/2005	7.55	04/29/2005	\$132,063	First
ResMAE Mortgage Corporation	COOK	CHICAGO	02/01/2005	6.99	02/01/2005	\$192,000	First
ResMAE Mortgage Corporation	COOK	CHICAGO	04/01/2005	7.07	04/01/2005	\$230,625	First
ResMAE Mortgage Corporation	COOK	CHICAGO	04/29/2005	7.77	04/29/2005	\$346,750	First
ResMAE Mortgage Corporation	COOK	CHICAGO	04/27/2005	7.845	04/27/2005	\$133,607	First
ResMAE Mortgage Corporation	COOK	CHICAGO	04/20/2005	6.57	04/20/2005	\$139,750	First
ResMAE Mortgage Corporation	COOK	CHICAGO	12/09/2004	7.725	12/09/2004	\$168,000	First
ResMAE Mortgage Corporation	COOK	CHICAGO	06/01/2005	7.82	06/01/2005	\$306,000	First
ResMAE Mortgage Corporation	COOK	CHICAGO	03/30/2005	6.7	03/30/2005	\$211,500	First
ResMAE Mortgage Corporation	COOK	CHICAGO	03/14/2005	7.775	03/14/2005	\$48,811	First
ResMAE Mortgage Corporation	COOK	CHICAGO	02/09/2005	8.92	02/09/2005	\$89,449	First
ResMAE Mortgage Corporation	COOK	CHICAGO	03/16/2005	6.27	03/16/2005	\$52,700	First
ResMAE Mortgage Corporation	COOK	CHICAGO	03/24/2005	7.77	03/24/2005	\$162,970	First
ResMAE Mortgage Corporation	COOK	CHICAGO	03/28/2005	7.05	03/28/2005	\$134,322	First
ResMAE Mortgage Corporation	COOK	CHICAGO	05/11/2005	7.24	05/11/2005	\$238,000	First
ResMAE Mortgage Corporation	COOK	CHICAGO	05/24/2005	7.8	05/24/2005	\$140,250	First
ResMAE Mortgage Corporation	COOK	CHICAGO	05/27/2005	8.495	05/27/2005	\$75,954	First
ResMAE Mortgage Corporation	COOK	CHICAGO	05/31/2005	7.5	05/31/2005	\$165,750	First
ResMAE Mortgage Corporation	COOK	CHICAGO	05/16/2005	8.9	05/16/2005	\$138,623	First
ResMAE Mortgage Corporation	COOK	CHICAGO	06/29/2005	7.87	06/29/2005	\$94,500	First
ResMAE Mortgage Corporation	COOK	CHICAGO	06/24/2005	7.92	06/24/2005	\$221,000	First
ResMAE Mortgage Corporation	COOK	CHICAGO	06/27/2005	6.84	06/27/2005	\$152,000	First
ResMAE Mortgage Corporation	COOK	CHICAGO	03/25/2005	7.52	03/25/2005	\$316,000	First
ResMAE Mortgage Corporation	COOK	CHICAGO	03/22/2005	6.99	03/22/2005	\$256,577	First
ResMAE Mortgage Corporation	COOK	CHICAGO	03/31/2005	7.25	03/31/2005	\$313,109	First
ResMAE Mortgage Corporation	COOK	CHICAGO	03/24/2005	6.99	03/24/2005	\$337,500	First
ResMAE Mortgage Corporation	COOK	CHICAGO	05/25/2005	7.995	05/25/2005	\$488,750	First
ResMAE Mortgage Corporation	COOK	CHICAGO	06/08/2005	7.845	06/08/2005	\$315,200	First
ResMAE Mortgage Corporation	COOK	CHICAGO	05/31/2005	8.245	05/31/2005	\$390,100	First
ResMAE Mortgage Corporation	COOK	CHICAGO	05/25/2005	7.7	05/25/2005	\$287,500	First
ResMAE Mortgage Corporation	COOK	CHICAGO	06/14/2005	6.945	06/14/2005	\$427,200	First

Statewide High Risk/Interst Loans for the First Half of 2005

ResMAE Mortgage Corporation	COOK	CHICAGO	05/06/2005	7.99	05/06/2005	\$256,405	First
ResMAE Mortgage Corporation	COOK	CHICAGO	01/31/2005	7.82	01/31/2005	\$80,772	First
ResMAE Mortgage Corporation	COOK	CHICAGO	03/25/2005	9.1	03/25/2005	\$76,418	First
ResMAE Mortgage Corporation	COOK	CHICAGO	03/22/2005	6.99	03/22/2005	\$73,000	First
ResMAE Mortgage Corporation	COOK	CHICAGO	03/30/2005	7.72	03/30/2005	\$119,829	First
ResMAE Mortgage Corporation	COOK	CHICAGO	04/25/2005	7.12	04/25/2005	\$139,775	First
ResMAE Mortgage Corporation	COOK	CHICAGO	04/15/2005	8.52	04/15/2005	\$95,942	First
ResMAE Mortgage Corporation	COOK	CHICAGO	05/27/2005	6.5	05/27/2005	\$148,000	First
ResMAE Mortgage Corporation	COOK	CHICAGO	05/03/2005	7.095	05/03/2005	\$185,837	First
ResMAE Mortgage Corporation	COOK	CHICAGO	05/20/2005	8.445	05/20/2005	\$139,500	First
ResMAE Mortgage Corporation	COOK	CHICAGO	05/31/2005	7.87	05/31/2005	\$157,250	First
ResMAE Mortgage Corporation	COOK	CHICAGO	06/03/2005	7.875	06/03/2005	\$227,050	First
ResMAE Mortgage Corporation	COOK	CHICAGO	05/27/2005	6.99	05/27/2005	\$176,000	First
ResMAE Mortgage Corporation	COOK	CHICAGO	06/10/2005	6.47	06/10/2005	\$148,000	First
ResMAE Mortgage Corporation	COOK	CHICAGO	06/29/2005	6.85	06/29/2005	\$148,750	First
ResMAE Mortgage Corporation	COOK	CHICAGO	06/21/2005	8.495	06/21/2005	\$119,250	First
ResMAE Mortgage Corporation	COOK	CHICAGO	06/30/2005	7.37	06/30/2005	\$148,000	First
ResMAE Mortgage Corporation	COOK	CHICAGO	06/28/2005	9.47	06/28/2005	\$60,000	First
ResMAE Mortgage Corporation	COOK	CHICAGO	12/10/2004	8.6	12/10/2004	\$101,693	First
ResMAE Mortgage Corporation	COOK	CHICAGO	03/09/2005	7.67	03/09/2005	\$143,612	First
ResMAE Mortgage Corporation	COOK	CHICAGO	03/31/2005	8.5	03/31/2005	\$123,100	First
ResMAE Mortgage Corporation	COOK	CHICAGO	05/03/2005	7.02	05/03/2005	\$159,600	First
ResMAE Mortgage Corporation	COOK	CHICAGO	05/10/2005	9.37	05/10/2005	\$128,885	First
ResMAE Mortgage Corporation	COOK	CHICAGO	07/26/2004	8.8	07/26/2004	\$108,884	First
ResMAE Mortgage Corporation	COOK	CHICAGO	11/24/2004	7.25	11/24/2004	\$99,444	First
ResMAE Mortgage Corporation	COOK	CHICAGO	04/29/2005	6.12	04/29/2005	\$100,000	First
ResMAE Mortgage Corporation	COOK	CHICAGO	05/09/2005	7.245	05/09/2005	\$191,850	First
ResMAE Mortgage Corporation	COOK	CHICAGO	02/28/2005	8.27	02/28/2005	\$224,369	First
ResMAE Mortgage Corporation	COOK	CHICAGO	03/08/2005	6.82	03/08/2005	\$299,489	First
ResMAE Mortgage Corporation	COOK	CHICAGO	04/12/2005	7.89	04/12/2005	\$239,935	First
ResMAE Mortgage Corporation	COOK	CHICAGO	04/19/2005	6.25	04/19/2005	\$294,920	First
ResMAE Mortgage Corporation	COOK	CHICAGO	05/27/2005	7.12	05/27/2005	\$248,000	First
ResMAE Mortgage Corporation	COOK	CHICAGO	04/28/2005	6.945	04/28/2005	\$378,720	First
ResMAE Mortgage Corporation	COOK	CHICAGO	04/08/2005	6.75	04/08/2005	\$308,000	First
ResMAE Mortgage Corporation	COOK	CHICAGO	02/09/2005	8.1	02/09/2005	\$145,910	First
ResMAE Mortgage Corporation	COOK	CHICAGO	03/15/2005	6.62	03/15/2005	\$165,307	First
ResMAE Mortgage Corporation	COOK	CHICAGO	04/06/2005	7.75	04/06/2005	\$119,915	First
ResMAE Mortgage Corporation	COOK	CHICAGO	04/27/2005	7.825	04/27/2005	\$272,000	First
ResMAE Mortgage Corporation	COOK	CHICAGO	03/31/2005	7.17	03/31/2005	\$229,235	First
ResMAE Mortgage Corporation	COOK	CHICAGO	04/15/2005	7.05	04/15/2005	\$142,284	First

Statewide High Risk/Interst Loans for the First Half of 2005

ResMAE Mortgage Corporation	COOK	CHICAGO	04/27/2005	6.7	04/27/2005	\$159,861	First
ResMAE Mortgage Corporation	COOK	CHICAGO	05/02/2005	7.37	05/02/2005	\$154,963	First
ResMAE Mortgage Corporation	COOK	CHICAGO	04/21/2005	7.42	04/21/2005	\$187,716	First
ResMAE Mortgage Corporation	COOK	CHICAGO	05/20/2005	7.15	05/20/2005	\$156,800	First
ResMAE Mortgage Corporation	COOK	CHICAGO	05/19/2005	6.37	05/19/2005	\$231,785	First
ResMAE Mortgage Corporation	COOK	CHICAGO	05/31/2005	8.52	05/31/2005	\$204,000	First
ResMAE Mortgage Corporation	COOK	CHICAGO	06/30/2005	7.62	06/30/2005	\$192,000	First
ResMAE Mortgage Corporation	COOK	CHICAGO	07/16/2004	7.85	07/16/2004	\$103,200	First
ResMAE Mortgage Corporation	COOK	CHICAGO	05/27/2005	7.5	05/27/2005	\$152,886	First
ResMAE Mortgage Corporation	COOK	CHICAGO	04/29/2005	8.42	04/29/2005	\$242,850	First
ResMAE Mortgage Corporation	COOK	CHICAGO	04/29/2005	7.22	04/29/2005	\$99,922	First
ResMAE Mortgage Corporation	COOK	CHICAGO	04/29/2005	6.87	04/29/2005	\$303,744	First
ResMAE Mortgage Corporation	COOK	CHICAGO	05/20/2005	7.145	05/20/2005	\$296,000	First
ResMAE Mortgage Corporation	COOK	CHICAGO	05/25/2005	7	05/25/2005	\$220,500	First
ResMAE Mortgage Corporation	COOK	CHICAGO	04/20/2005	7.92	04/20/2005	\$283,806	First
ResMAE Mortgage Corporation	COOK	CHICAGO	05/16/2005	6.99	05/16/2005	\$427,149	First
ResMAE Mortgage Corporation	COOK	CHICAGO	05/16/2005	7.645	05/16/2005	\$300,000	First
ResMAE Mortgage Corporation	COOK	CHICAGO	06/29/2005	6.395	06/29/2005	\$320,000	First
ResMAE Mortgage Corporation	COOK	CHICAGO	05/31/2005	8.72	05/31/2005	\$268,000	First
ResMAE Mortgage Corporation	COOK	CHICAGO	05/31/2005	6.5	05/31/2005	\$391,646	First
ResMAE Mortgage Corporation	COOK	CHICAGO	03/16/2005	7.87	03/16/2005	\$91,808	First
ResMAE Mortgage Corporation	COOK	CHICAGO	03/31/2005	6.7	03/31/2005	\$280,000	First
ResMAE Mortgage Corporation	COOK	CHICAGO	04/22/2005	7.89	04/22/2005	\$129,911	First
ResMAE Mortgage Corporation	COOK	CHICAGO	04/06/2005	7.35	04/06/2005	\$129,401	First
ResMAE Mortgage Corporation	COOK	CHICAGO	04/26/2005	7.49	04/26/2005	\$134,900	First
ResMAE Mortgage Corporation	COOK	CHICAGO	05/19/2005	8.095	05/19/2005	\$262,650	First
ResMAE Mortgage Corporation	COOK	CHICAGO	03/09/2005	6.42	03/09/2005	\$159,626	First
ResMAE Mortgage Corporation	COOK	CHICAGO	06/24/2005	8	06/24/2005	\$80,000	First
ResMAE Mortgage Corporation	COOK	CHICAGO	09/22/2004	7.25	09/22/2004	\$115,261	First
ResMAE Mortgage Corporation	COOK	CHICAGO	11/16/2004	7	11/16/2004	\$150,000	First
ResMAE Mortgage Corporation	COOK	CHICAGO	12/31/2004	9.35	12/31/2004	\$94,952	First
ResMAE Mortgage Corporation	COOK	CHICAGO	02/16/2005	7.85	02/16/2005	\$91,808	First
ResMAE Mortgage Corporation	COOK	CHICAGO	03/10/2005	7.37	03/10/2005	\$111,829	First
ResMAE Mortgage Corporation	COOK	CHICAGO	03/24/2005	6.87	03/24/2005	\$127,784	First
ResMAE Mortgage Corporation	COOK	CHICAGO	03/31/2005	6.97	03/31/2005	\$120,600	First
ResMAE Mortgage Corporation	COOK	CHICAGO	04/29/2005	6.13	04/29/2005	\$164,180	First
ResMAE Mortgage Corporation	COOK	CHICAGO	04/14/2005	7.595	04/14/2005	\$110,619	First
ResMAE Mortgage Corporation	COOK	CHICAGO	05/25/2005	7.62	05/25/2005	\$128,000	First
ResMAE Mortgage Corporation	COOK	CHICAGO	05/10/2005	7.24	05/10/2005	\$100,800	First
ResMAE Mortgage Corporation	COOK	CHICAGO	05/31/2005	6.945	05/31/2005	\$96,000	First

Statewide High Risk/Interst Loans for the First Half of 2005

ResMAE Mortgage Corporation	COOK	CHICAGO	04/25/2005	7.495	04/25/2005	\$103,923	First
ResMAE Mortgage Corporation	COOK	CHICAGO	05/20/2005	9.12	05/20/2005	\$198,000	First
ResMAE Mortgage Corporation	COOK	CHICAGO	05/10/2005	6.29	05/10/2005	\$118,888	First
ResMAE Mortgage Corporation	COOK	CHICAGO	06/02/2005	8.145	06/02/2005	\$99,000	First
ResMAE Mortgage Corporation	COOK	CHICAGO	06/14/2005	7.25	06/14/2005	\$104,500	First
ResMAE Mortgage Corporation	COOK	CHICAGO	12/13/2004	8.15	12/13/2004	\$91,697	First
ResMAE Mortgage Corporation	COOK	CHICAGO	01/26/2005	7.7	01/26/2005	\$244,932	First
ResMAE Mortgage Corporation	COOK	CHICAGO	05/02/2005	6.77	05/02/2005	\$215,735	First
ResMAE Mortgage Corporation	COOK	CHICAGO	02/02/2005	6.8	02/02/2005	\$225,818	First
ResMAE Mortgage Corporation	COOK	CHICAGO	02/28/2005	8.29	02/28/2005	\$241,787	First
ResMAE Mortgage Corporation	COOK	CHICAGO	03/10/2005	6.62	03/10/2005	\$159,317	First
ResMAE Mortgage Corporation	COOK	CHICAGO	03/15/2005	7.37	03/15/2005	\$275,482	First
ResMAE Mortgage Corporation	COOK	CHICAGO	03/25/2005	8.27	03/25/2005	\$148,311	First
ResMAE Mortgage Corporation	COOK	CHICAGO	03/25/2005	8.47	03/25/2005	\$229,619	First
ResMAE Mortgage Corporation	COOK	CHICAGO	03/24/2005	7.37	03/24/2005	\$219,664	First
ResMAE Mortgage Corporation	COOK	CHICAGO	03/31/2005	7.58	03/31/2005	\$191,719	First
ResMAE Mortgage Corporation	COOK	CHICAGO	06/20/2005	6.87	06/20/2005	\$218,400	First
ResMAE Mortgage Corporation	COOK	CHICAGO	04/12/2005	7.67	04/12/2005	\$241,127	First
ResMAE Mortgage Corporation	COOK	CHICAGO	04/19/2005	9.25	04/19/2005	\$155,800	First
ResMAE Mortgage Corporation	COOK	CHICAGO	04/14/2005	7.55	04/14/2005	\$157,550	First
ResMAE Mortgage Corporation	COOK	CHICAGO	04/27/2005	7.5	04/27/2005	\$194,605	First
ResMAE Mortgage Corporation	COOK	CHICAGO	05/25/2005	9.32	05/25/2005	\$161,500	First
ResMAE Mortgage Corporation	COOK	CHICAGO	04/29/2005	6.75	04/29/2005	\$247,287	First
ResMAE Mortgage Corporation	COOK	CHICAGO	04/29/2005	6.9	04/29/2005	\$181,668	First
ResMAE Mortgage Corporation	COOK	CHICAGO	05/03/2005	7.645	05/03/2005	\$159,920	First
ResMAE Mortgage Corporation	COOK	CHICAGO	04/28/2005	7.05	04/28/2005	\$189,844	First
ResMAE Mortgage Corporation	COOK	CHICAGO	05/20/2005	7.745	05/20/2005	\$124,000	First
ResMAE Mortgage Corporation	COOK	CHICAGO	05/27/2005	7.545	05/27/2005	\$156,000	First
ResMAE Mortgage Corporation	COOK	CHICAGO	05/18/2005	7.745	05/18/2005	\$149,494	First
ResMAE Mortgage Corporation	COOK	CHICAGO	05/16/2005	7.24	05/16/2005	\$206,000	First
ResMAE Mortgage Corporation	COOK	CHICAGO	05/31/2005	9.37	05/31/2005	\$176,000	First
ResMAE Mortgage Corporation	COOK	CHICAGO	06/03/2005	8.495	06/03/2005	\$176,800	First
ResMAE Mortgage Corporation	COOK	CHICAGO	05/31/2005	6.67	05/31/2005	\$156,000	First
ResMAE Mortgage Corporation	COOK	CHICAGO	06/02/2005	6.5	06/02/2005	\$184,800	First
ResMAE Mortgage Corporation	COOK	CHICAGO	06/15/2005	7.7	06/15/2005	\$221,600	First
ResMAE Mortgage Corporation	COOK	CHICAGO	05/31/2005	7.97	05/31/2005	\$161,500	First
ResMAE Mortgage Corporation	COOK	CHICAGO	06/17/2005	7	06/17/2005	\$336,000	First
ResMAE Mortgage Corporation	COOK	CHICAGO	06/09/2005	6.82	06/09/2005	\$158,400	First
ResMAE Mortgage Corporation	COOK	CHICAGO	06/03/2005	6.62	06/03/2005	\$152,000	First
ResMAE Mortgage Corporation	COOK	CHICAGO	06/17/2005	6.49	06/17/2005	\$203,920	First

Statewide High Risk/Interst Loans for the First Half of 2005

ResMAE Mortgage Corporation	COOK	CHICAGO	06/22/2005	8.095	06/22/2005	\$139,050	First
ResMAE Mortgage Corporation	COOK	CHICAGO	06/20/2005	6.99	06/20/2005	\$150,000	First
ResMAE Mortgage Corporation	COOK	CHICAGO	06/24/2005	9.195	06/24/2005	\$179,550	First
ResMAE Mortgage Corporation	COOK	CHICAGO	06/22/2005	7.75	06/22/2005	\$225,000	First
ResMAE Mortgage Corporation	COOK	CHICAGO	03/22/2005	8.32	03/22/2005	\$296,000	First
ResMAE Mortgage Corporation	COOK	CHICAGO	04/11/2005	7.4	04/11/2005	\$407,700	First
ResMAE Mortgage Corporation	COOK	CHICAGO	06/17/2005	9.82	06/17/2005	\$169,000	First
ResMAE Mortgage Corporation	COOK	CHICAGO	06/03/2005	6.27	06/03/2005	\$362,400	First
ResMAE Mortgage Corporation	COOK	CHICAGO	02/28/2005	8.52	02/28/2005	\$284,000	First
ResMAE Mortgage Corporation	COOK	CHICAGO	04/29/2005	7.72	04/29/2005	\$296,000	First
ResMAE Mortgage Corporation	COOK	CHICAGO	04/27/2005	6.99	04/27/2005	\$123,920	First
ResMAE Mortgage Corporation	COOK	CHICAGO	02/22/2005	8.75	02/22/2005	\$257,951	First
ResMAE Mortgage Corporation	COOK	CHICAGO	04/13/2005	7.17	04/13/2005	\$241,808	First
ResMAE Mortgage Corporation	COOK	CHICAGO	03/28/2005	6.92	03/28/2005	\$219,367	First
ResMAE Mortgage Corporation	COOK	CHICAGO	04/05/2005	6.52	04/05/2005	\$157,315	First
ResMAE Mortgage Corporation	COOK	CHICAGO	04/15/2005	8.82	04/15/2005	\$302,428	First
ResMAE Mortgage Corporation	COOK	CHICAGO	05/06/2005	6.6	05/06/2005	\$186,120	First
ResMAE Mortgage Corporation	COOK	CHICAGO	04/18/2005	7.3	04/18/2005	\$238,316	First
ResMAE Mortgage Corporation	COOK	CHICAGO	04/11/2005	6.6	04/11/2005	\$223,637	First
ResMAE Mortgage Corporation	COOK	CHICAGO	04/20/2005	7.37	04/20/2005	\$190,974	First
ResMAE Mortgage Corporation	COOK	CHICAGO	04/21/2005	7.99	04/21/2005	\$340,000	First
ResMAE Mortgage Corporation	COOK	CHICAGO	04/27/2005	6.375	04/27/2005	\$223,983	First
ResMAE Mortgage Corporation	COOK	CHICAGO	05/06/2005	6.85	05/06/2005	\$203,920	First
ResMAE Mortgage Corporation	COOK	CHICAGO	05/23/2005	6.6	05/23/2005	\$245,382	First
ResMAE Mortgage Corporation	COOK	CHICAGO	05/25/2005	8.37	05/25/2005	\$191,250	First
ResMAE Mortgage Corporation	COOK	CHICAGO	05/10/2005	6.9	05/10/2005	\$176,800	First
ResMAE Mortgage Corporation	COOK	CHICAGO	05/23/2005	8.42	05/23/2005	\$162,000	First
ResMAE Mortgage Corporation	COOK	CHICAGO	05/20/2005	6.995	05/20/2005	\$222,400	First
ResMAE Mortgage Corporation	COOK	CHICAGO	06/06/2005	6.97	06/06/2005	\$182,000	First
ResMAE Mortgage Corporation	COOK	CHICAGO	06/21/2005	6.995	06/21/2005	\$172,800	First
ResMAE Mortgage Corporation	COOK	CHICAGO	06/30/2005	6.5	06/30/2005	\$202,400	First
ResMAE Mortgage Corporation	COOK	CHICAGO	06/09/2005	6.99	06/09/2005	\$129,600	First
ResMAE Mortgage Corporation	COOK	CHICAGO	03/30/2005	7.12	03/30/2005	\$230,242	First
ResMAE Mortgage Corporation	COOK	CHICAGO	04/04/2005	7.99	04/04/2005	\$260,888	First
ResMAE Mortgage Corporation	COOK	CHICAGO	04/21/2005	7.4	04/21/2005	\$464,000	First
ResMAE Mortgage Corporation	COOK	CHICAGO	04/04/2005	7.77	04/04/2005	\$279,803	First
ResMAE Mortgage Corporation	COOK	CHICAGO	04/19/2005	7.25	04/19/2005	\$306,161	First
ResMAE Mortgage Corporation	COOK	CHICAGO	04/07/2005	6.95	04/07/2005	\$242,400	First
ResMAE Mortgage Corporation	COOK	CHICAGO	05/23/2005	6.62	05/23/2005	\$251,777	First
ResMAE Mortgage Corporation	COOK	CHICAGO	05/26/2005	8.595	05/26/2005	\$332,802	First

Statewide High Risk/Interst Loans for the First Half of 2005

ResMAE Mortgage Corporation	COOK	CHICAGO	05/17/2005	6.99	05/17/2005	\$256,000	First
ResMAE Mortgage Corporation	COOK	CHICAGO	05/25/2005	7.5	05/25/2005	\$284,000	First
ResMAE Mortgage Corporation	COOK	CHICAGO	06/30/2005	7.27	06/30/2005	\$268,000	First
ResMAE Mortgage Corporation	COOK	CHICAGO	06/17/2005	7.42	06/17/2005	\$244,000	First
ResMAE Mortgage Corporation	COOK	CHICAGO	06/15/2005	8.245	06/15/2005	\$247,500	First
ResMAE Mortgage Corporation	COOK	CHICAGO	06/30/2005	6.99	06/30/2005	\$328,000	First
ResMAE Mortgage Corporation	COOK	CHICAGO	11/15/2004	7.6	11/15/2004	\$105,779	First
ResMAE Mortgage Corporation	COOK	CHICAGO	01/26/2005	8.79	01/26/2005	\$108,271	First
ResMAE Mortgage Corporation	COOK	CHICAGO	03/24/2005	8.79	03/24/2005	\$142,419	First
ResMAE Mortgage Corporation	COOK	CHICAGO	04/25/2005	7.92	04/25/2005	\$103,429	First
ResMAE Mortgage Corporation	COOK	CHICAGO	04/12/2005	7.6	04/12/2005	\$131,155	First
ResMAE Mortgage Corporation	COOK	CHICAGO	05/24/2005	6.995	05/24/2005	\$105,600	First
ResMAE Mortgage Corporation	COOK	CHICAGO	06/15/2005	7.845	06/15/2005	\$148,750	First
ResMAE Mortgage Corporation	COOK	CHICAGO	03/28/2005	10.07	03/28/2005	\$142,500	First
ResMAE Mortgage Corporation	COOK	CHICAGO	03/18/2005	7.12	03/18/2005	\$263,789	First
ResMAE Mortgage Corporation	COOK	CHICAGO	03/28/2005	7.67	03/28/2005	\$251,629	First
ResMAE Mortgage Corporation	COOK	CHICAGO	03/28/2005	7.845	03/28/2005	\$129,600	First
ResMAE Mortgage Corporation	COOK	CHICAGO	03/31/2005	7.47	03/31/2005	\$55,916	First
ResMAE Mortgage Corporation	COOK	CHICAGO	05/17/2005	8.3	05/17/2005	\$184,000	First
ResMAE Mortgage Corporation	COOK	CHICAGO	06/02/2005	7.6	06/02/2005	\$212,500	First
ResMAE Mortgage Corporation	COOK	CHICAGO	06/27/2005	7.62	06/27/2005	\$144,000	First
ResMAE Mortgage Corporation	COOK	CHICAGO	03/14/2005	7.87	03/14/2005	\$228,080	First
ResMAE Mortgage Corporation	COOK	CHICAGO	03/25/2005	6.99	03/25/2005	\$270,554	First
ResMAE Mortgage Corporation	COOK	CHICAGO	03/30/2005	8.17	03/30/2005	\$227,404	First
ResMAE Mortgage Corporation	COOK	CHICAGO	04/07/2005	7.17	04/07/2005	\$180,800	First
ResMAE Mortgage Corporation	COOK	CHICAGO	04/26/2005	6.72	04/26/2005	\$212,000	First
ResMAE Mortgage Corporation	COOK	CHICAGO	05/17/2005	7.17	05/17/2005	\$150,300	First
ResMAE Mortgage Corporation	COOK	CHICAGO	05/02/2005	7	05/02/2005	\$134,690	First
ResMAE Mortgage Corporation	COOK	CHICAGO	04/29/2005	7.81	04/29/2005	\$216,599	First
ResMAE Mortgage Corporation	COOK	CHICAGO	05/20/2005	7.245	05/20/2005	\$196,000	First
ResMAE Mortgage Corporation	COOK	CHICAGO	06/29/2005	8.02	06/29/2005	\$136,000	First
ResMAE Mortgage Corporation	COOK	CHICAGO	05/23/2005	6.87	05/23/2005	\$176,651	First
ResMAE Mortgage Corporation	COOK	CHICAGO	06/07/2005	7.12	06/07/2005	\$113,520	First
ResMAE Mortgage Corporation	COOK	CHICAGO	06/20/2005	6.35	06/20/2005	\$168,000	First
ResMAE Mortgage Corporation	COOK	CHICAGO	06/23/2005	7.545	06/23/2005	\$193,520	First
ResMAE Mortgage Corporation	COOK	CHICAGO	06/28/2005	7.52	06/28/2005	\$221,600	First
ResMAE Mortgage Corporation	COOK	CHICAGO	01/18/2005	9.25	01/18/2005	\$218,156	First
ResMAE Mortgage Corporation	COOK	CHICAGO	02/15/2005	7.95	02/15/2005	\$279,676	First
ResMAE Mortgage Corporation	COOK	CHICAGO	03/04/2005	7.82	03/04/2005	\$237,899	First
ResMAE Mortgage Corporation	COOK	CHICAGO	03/17/2005	6.99	03/17/2005	\$282,733	First

Statewide High Risk/Interst Loans for the First Half of 2005

ResMAE Mortgage Corporation	COOK	CHICAGO	03/31/2005	6.77	03/31/2005	\$247,573	First
ResMAE Mortgage Corporation	COOK	CHICAGO	03/23/2005	8.45	03/23/2005	\$298,882	First
ResMAE Mortgage Corporation	COOK	CHICAGO	03/18/2005	6.62	03/18/2005	\$104,614	First
ResMAE Mortgage Corporation	COOK	CHICAGO	03/28/2005	6.87	03/28/2005	\$284,400	First
ResMAE Mortgage Corporation	COOK	CHICAGO	03/31/2005	7.47	03/31/2005	\$230,295	First
ResMAE Mortgage Corporation	COOK	CHICAGO	04/05/2005	6.9	04/05/2005	\$332,722	First
ResMAE Mortgage Corporation	COOK	CHICAGO	03/30/2005	8.52	03/30/2005	\$184,776	First
ResMAE Mortgage Corporation	COOK	CHICAGO	04/28/2005	8.22	04/28/2005	\$304,391	First
ResMAE Mortgage Corporation	COOK	CHICAGO	04/05/2005	7.7	04/05/2005	\$255,200	First
ResMAE Mortgage Corporation	COOK	CHICAGO	04/05/2005	6.99	04/05/2005	\$188,800	First
ResMAE Mortgage Corporation	COOK	CHICAGO	04/14/2005	8.49	04/14/2005	\$351,287	First
ResMAE Mortgage Corporation	COOK	CHICAGO	04/12/2005	7.02	04/12/2005	\$176,000	First
ResMAE Mortgage Corporation	COOK	CHICAGO	04/27/2005	6.995	04/27/2005	\$225,415	First
ResMAE Mortgage Corporation	COOK	CHICAGO	04/26/2005	7.47	04/26/2005	\$259,806	First
ResMAE Mortgage Corporation	COOK	CHICAGO	04/19/2005	6.995	04/19/2005	\$295,920	First
ResMAE Mortgage Corporation	COOK	CHICAGO	04/25/2005	6.45	04/25/2005	\$271,752	First
ResMAE Mortgage Corporation	COOK	CHICAGO	05/06/2005	7.245	05/06/2005	\$228,000	First
ResMAE Mortgage Corporation	COOK	CHICAGO	06/10/2005	6.99	06/10/2005	\$316,000	First
ResMAE Mortgage Corporation	COOK	CHICAGO	05/16/2005	7.5	05/16/2005	\$251,910	First
ResMAE Mortgage Corporation	COOK	CHICAGO	05/20/2005	6.595	05/20/2005	\$316,800	First
ResMAE Mortgage Corporation	COOK	CHICAGO	05/18/2005	7.1	05/18/2005	\$241,500	First
ResMAE Mortgage Corporation	COOK	CHICAGO	05/17/2005	6.49	05/17/2005	\$248,575	First
ResMAE Mortgage Corporation	COOK	CHICAGO	06/02/2005	6.52	06/02/2005	\$278,400	First
ResMAE Mortgage Corporation	COOK	CHICAGO	05/23/2005	6.95	05/23/2005	\$252,000	First
ResMAE Mortgage Corporation	COOK	CHICAGO	06/17/2005	7.25	06/17/2005	\$247,500	First
ResMAE Mortgage Corporation	COOK	CHICAGO	06/23/2005	7.12	06/23/2005	\$200,000	First
ResMAE Mortgage Corporation	COOK	CHICAGO	06/03/2005	6.995	06/03/2005	\$280,000	First
ResMAE Mortgage Corporation	COOK	CHICAGO	06/08/2005	7.395	06/08/2005	\$172,669	First
ResMAE Mortgage Corporation	COOK	CHICAGO	06/24/2005	8.37	06/24/2005	\$240,000	First
ResMAE Mortgage Corporation	COOK	CHICAGO	06/24/2005	6.4	06/24/2005	\$162,400	First
ResMAE Mortgage Corporation	COOK	CHICAGO	06/29/2005	7.62	06/29/2005	\$194,000	First
ResMAE Mortgage Corporation	COOK	CHICAGO	03/22/2005	6.5	03/22/2005	\$398,907	First
ResMAE Mortgage Corporation	COOK	CHICAGO	05/27/2005	6.5	05/27/2005	\$576,000	First
ResMAE Mortgage Corporation	COOK	CHICAGO	11/29/2004	8.7	11/29/2004	\$343,625	First
ResMAE Mortgage Corporation	COOK	CHICAGO	12/02/2004	8.45	12/02/2004	\$397,713	First
ResMAE Mortgage Corporation	COOK	CHICAGO	03/08/2005	7	03/08/2005	\$287,526	First
ResMAE Mortgage Corporation	COOK	CHICAGO	03/29/2005	7.97	03/29/2005	\$334,049	First
ResMAE Mortgage Corporation	COOK	CHICAGO	03/30/2005	7.47	03/30/2005	\$363,455	First
ResMAE Mortgage Corporation	COOK	CHICAGO	04/05/2005	6.99	04/05/2005	\$323,466	First
ResMAE Mortgage Corporation	COOK	CHICAGO	04/12/2005	6.9	04/12/2005	\$235,803	First

Statewide High Risk/Interst Loans for the First Half of 2005

ResMAE Mortgage Corporation	COOK	CHICAGO	04/29/2005	6.07	04/29/2005	\$319,769	First
ResMAE Mortgage Corporation	COOK	CHICAGO	04/15/2005	6.5	04/15/2005	\$520,000	First
ResMAE Mortgage Corporation	COOK	CHICAGO	04/27/2005	7.45	04/27/2005	\$436,173	First
ResMAE Mortgage Corporation	COOK	CHICAGO	06/01/2005	6.7	06/01/2005	\$325,850	First
ResMAE Mortgage Corporation	COOK	CHICAGO	05/31/2005	7.895	05/31/2005	\$236,000	First
ResMAE Mortgage Corporation	COOK	CHICAGO	06/17/2005	6.07	06/17/2005	\$206,400	First
ResMAE Mortgage Corporation	COOK	CHICAGO	06/28/2005	6.445	06/28/2005	\$168,000	First
ResMAE Mortgage Corporation	COOK	CHICAGO	06/24/2005	6.745	06/24/2005	\$244,000	First
ResMAE Mortgage Corporation	COOK	CHICAGO	10/19/2004	7.3	10/19/2004	\$332,800	First
ResMAE Mortgage Corporation	COOK	CHICAGO	03/24/2005	7.8	03/24/2005	\$128,160	First
ResMAE Mortgage Corporation	COOK	CHICAGO	05/18/2005	7.85	05/18/2005	\$104,000	First
ResMAE Mortgage Corporation	COOK	CHICAGO	06/10/2005	7.545	06/10/2005	\$108,800	First
ResMAE Mortgage Corporation	COOK	CHICAGO	06/20/2005	6.72	06/20/2005	\$132,000	First
ResMAE Mortgage Corporation	COOK	CHICAGO	11/12/2004	7.3	11/12/2004	\$232,000	First
ResMAE Mortgage Corporation	COOK	CHICAGO	03/09/2005	6.97	03/09/2005	\$327,957	First
ResMAE Mortgage Corporation	COOK	CHICAGO	05/05/2005	7.42	05/05/2005	\$198,250	First
ResMAE Mortgage Corporation	COOK	CHICAGO	05/13/2005	7	05/13/2005	\$186,000	First
ResMAE Mortgage Corporation	COOK	CHICAGO	04/28/2005	6.47	04/28/2005	\$223,200	First
ResMAE Mortgage Corporation	COOK	CHICAGO	04/28/2005	7.145	04/28/2005	\$121,823	First
ResMAE Mortgage Corporation	COOK	CHICAGO	05/13/2005	8.195	05/13/2005	\$228,000	First
ResMAE Mortgage Corporation	COOK	CHICAGO	06/14/2005	7.545	06/14/2005	\$136,500	First
ResMAE Mortgage Corporation	COOK	CHICAGO	05/26/2005	7.6	05/26/2005	\$238,327	First
ResMAE Mortgage Corporation	COOK	CHICAGO	05/31/2005	9.045	05/31/2005	\$192,000	First
ResMAE Mortgage Corporation	COOK	CHICAGO	05/25/2005	7.895	05/25/2005	\$168,000	First
ResMAE Mortgage Corporation	COOK	CHICAGO	06/24/2005	8.97	06/24/2005	\$201,400	First
ResMAE Mortgage Corporation	COOK	CHICAGO	03/31/2005	7.12	03/31/2005	\$67,891	First
ResMAE Mortgage Corporation	COOK	CHICAGO	03/31/2005	6.87	03/31/2005	\$131,777	First
ResMAE Mortgage Corporation	COOK	CHICAGO	03/22/2005	8.4	03/22/2005	\$123,347	First
ResMAE Mortgage Corporation	COOK	CHICAGO	03/30/2005	6.99	03/30/2005	\$444,000	First
ResMAE Mortgage Corporation	COOK	CHICAGO	04/14/2005	7.62	04/14/2005	\$114,364	First
ResMAE Mortgage Corporation	COOK	CHICAGO	05/02/2005	6.87	05/02/2005	\$416,000	First
ResMAE Mortgage Corporation	COOK	CHICAGO	04/27/2005	7.56	04/27/2005	\$212,800	First
ResMAE Mortgage Corporation	COOK	CHICAGO	03/25/2005	7.49	03/25/2005	\$331,505	First
ResMAE Mortgage Corporation	COOK	CHICAGO	04/29/2005	6.99	04/29/2005	\$284,766	First
ResMAE Mortgage Corporation	COOK	CHICAGO	05/20/2005	6.99	05/20/2005	\$254,400	First
ResMAE Mortgage Corporation	COOK	CHICAGO	12/01/2004	8.85	12/01/2004	\$339,028	First
ResMAE Mortgage Corporation	COOK	CHICAGO	03/22/2005	7.47	03/22/2005	\$352,970	First
ResMAE Mortgage Corporation	COOK	CHICAGO	03/30/2005	7.05	03/30/2005	\$350,000	First
ResMAE Mortgage Corporation	COOK	CHICAGO	03/28/2005	7.85	03/28/2005	\$371,484	First
ResMAE Mortgage Corporation	COOK	CHICAGO	04/12/2005	7.92	04/12/2005	\$393,977	First

Statewide High Risk/Interst Loans for the First Half of 2005

ResMAE Mortgage Corporation	COOK	CHICAGO	03/23/2005	7.62	03/23/2005	\$246,841	First
ResMAE Mortgage Corporation	COOK	CHICAGO	04/01/2005	8.17	04/01/2005	\$315,000	First
ResMAE Mortgage Corporation	COOK	CHICAGO	04/25/2005	6.87	04/25/2005	\$234,802	First
ResMAE Mortgage Corporation	COOK	CHICAGO	04/29/2005	8.095	04/29/2005	\$288,000	First
ResMAE Mortgage Corporation	COOK	CHICAGO	04/19/2005	7.37	04/19/2005	\$243,814	First
ResMAE Mortgage Corporation	COOK	CHICAGO	04/20/2005	7.445	04/20/2005	\$203,846	First
ResMAE Mortgage Corporation	COOK	CHICAGO	05/11/2005	6.7	05/11/2005	\$280,000	First
ResMAE Mortgage Corporation	COOK	CHICAGO	06/16/2005	8.945	06/16/2005	\$361,000	First
ResMAE Mortgage Corporation	COOK	CHICAGO	06/10/2005	7.095	06/10/2005	\$80,000	First
ResMAE Mortgage Corporation	COOK	CHICAGO	06/15/2004	6.5	06/15/2004	\$170,407	First
ResMAE Mortgage Corporation	COOK	CHICAGO	03/29/2005	7.07	03/29/2005	\$227,630	First
ResMAE Mortgage Corporation	COOK	CHICAGO	06/03/2005	6.77	06/03/2005	\$127,920	First
ResMAE Mortgage Corporation	COOK	CHICAGO	06/30/2005	8.5	06/30/2005	\$112,500	First
ResMAE Mortgage Corporation	COOK	CHICAGO	11/15/2004	7.85	11/15/2004	\$202,993	First
ResMAE Mortgage Corporation	COOK	CHICAGO	11/24/2004	7.97	11/24/2004	\$69,712	First
ResMAE Mortgage Corporation	COOK	CHICAGO	12/21/2004	7.1	12/21/2004	\$155,286	First
ResMAE Mortgage Corporation	COOK	CHICAGO	02/24/2005	7.79	02/24/2005	\$152,677	First
ResMAE Mortgage Corporation	COOK	CHICAGO	04/07/2005	8.12	04/07/2005	\$161,288	First
ResMAE Mortgage Corporation	COOK	CHICAGO	03/21/2005	7.12	03/21/2005	\$301,511	First
ResMAE Mortgage Corporation	COOK	CHICAGO	04/22/2005	8.77	04/22/2005	\$170,902	First
ResMAE Mortgage Corporation	COOK	CHICAGO	03/24/2005	6.5	03/24/2005	\$207,543	First
ResMAE Mortgage Corporation	COOK	CHICAGO	04/08/2005	6.65	04/08/2005	\$256,048	First
ResMAE Mortgage Corporation	COOK	CHICAGO	03/28/2005	7.17	03/28/2005	\$164,900	First
ResMAE Mortgage Corporation	COOK	CHICAGO	04/11/2005	6.87	04/11/2005	\$276,567	First
ResMAE Mortgage Corporation	COOK	CHICAGO	04/25/2005	6.75	04/25/2005	\$225,000	First
ResMAE Mortgage Corporation	COOK	CHICAGO	05/17/2005	8	05/17/2005	\$134,100	First
ResMAE Mortgage Corporation	COOK	CHICAGO	04/29/2005	7.62	04/29/2005	\$153,489	First
ResMAE Mortgage Corporation	COOK	CHICAGO	04/29/2005	8	04/29/2005	\$132,911	First
ResMAE Mortgage Corporation	COOK	CHICAGO	04/29/2005	7.5	04/29/2005	\$231,828	First
ResMAE Mortgage Corporation	COOK	CHICAGO	05/23/2005	7.045	05/23/2005	\$150,000	First
ResMAE Mortgage Corporation	COOK	CHICAGO	05/26/2005	7.37	05/26/2005	\$183,860	First
ResMAE Mortgage Corporation	COOK	CHICAGO	05/31/2005	9.095	05/31/2005	\$147,250	First
ResMAE Mortgage Corporation	COOK	CHICAGO	05/31/2005	7.27	05/31/2005	\$347,730	First
ResMAE Mortgage Corporation	COOK	CHICAGO	06/13/2005	6.62	06/13/2005	\$223,550	First
ResMAE Mortgage Corporation	COOK	CHICAGO	06/24/2005	7.99	06/24/2005	\$216,750	First
ResMAE Mortgage Corporation	COOK	CHICAGO	09/07/2004	8.75	09/07/2004	\$171,879	First
ResMAE Mortgage Corporation	COOK	CHICAGO	01/24/2005	8.75	01/24/2005	\$199,535	First
ResMAE Mortgage Corporation	COOK	CHICAGO	03/30/2005	7.34	03/30/2005	\$166,544	First
ResMAE Mortgage Corporation	COOK	CHICAGO	03/29/2005	7.77	03/29/2005	\$166,365	First
ResMAE Mortgage Corporation	COOK	CHICAGO	03/29/2005	6.45	03/29/2005	\$127,686	First

Statewide High Risk/Interst Loans for the First Half of 2005

ResMAE Mortgage Corporation	COOK	CHICAGO	05/23/2005	7.75	05/23/2005	\$148,500	First
ResMAE Mortgage Corporation	COOK	CHICAGO	04/29/2005	7.77	04/29/2005	\$139,803	First
ResMAE Mortgage Corporation	COOK	CHICAGO	05/09/2005	6.865	05/09/2005	\$169,600	First
ResMAE Mortgage Corporation	COOK	CHICAGO	05/23/2005	7.72	05/23/2005	\$189,000	First
ResMAE Mortgage Corporation	COOK	CHICAGO	05/18/2005	7.445	05/18/2005	\$207,200	First
ResMAE Mortgage Corporation	COOK	CHICAGO	04/29/2005	6.52	04/29/2005	\$191,028	First
ResMAE Mortgage Corporation	COOK	CHICAGO	05/27/2005	7.25	05/27/2005	\$140,000	First
ResMAE Mortgage Corporation	COOK	CHICAGO	05/24/2005	7.75	05/24/2005	\$66,353	First
ResMAE Mortgage Corporation	COOK	CHICAGO	05/27/2005	7.045	05/27/2005	\$156,400	First
ResMAE Mortgage Corporation	COOK	CHICAGO	06/30/2005	8.32	06/30/2005	\$170,905	First
ResMAE Mortgage Corporation	COOK	CHICAGO	06/03/2005	7.495	06/03/2005	\$137,200	First
ResMAE Mortgage Corporation	COOK	CHICAGO	06/22/2005	6.4	06/22/2005	\$192,000	First
ResMAE Mortgage Corporation	COOK	CHICAGO	11/12/2004	7.65	11/12/2004	\$292,500	First
ResMAE Mortgage Corporation	COOK	CHICAGO	04/29/2005	6.49	04/29/2005	\$172,404	First
ResMAE Mortgage Corporation	COOK	CHICAGO	04/14/2005	6.795	04/14/2005	\$339,710	First
ResMAE Mortgage Corporation	COOK	CHICAGO	04/20/2005	6.52	04/20/2005	\$195,646	First
ResMAE Mortgage Corporation	COOK	CHICAGO	03/15/2005	7.47	03/15/2005	\$186,720	First
ResMAE Mortgage Corporation	COOK	CHICAGO	04/29/2005	6.77	04/29/2005	\$175,347	First
ResMAE Mortgage Corporation	COOK	CHICAGO	05/20/2005	7.75	05/20/2005	\$324,671	First
ResMAE Mortgage Corporation	COOK	CHICAGO	04/01/2005	7.7	04/01/2005	\$102,617	First
ResMAE Mortgage Corporation	COOK	CHICAGO	01/31/2005	6.99	01/31/2005	\$328,906	First
ResMAE Mortgage Corporation	COOK	CHICAGO	05/11/2005	7.22	05/11/2005	\$399,920	First
ResMAE Mortgage Corporation	COOK	CHICAGO	06/03/2005	8.375	06/03/2005	\$160,550	First
ResMAE Mortgage Corporation	COOK	CHICAGO	03/25/2005	6.99	03/25/2005	\$213,968	First
ResMAE Mortgage Corporation	COOK	CHICAGO	05/31/2005	7.125	05/31/2005	\$404,676	First
ResMAE Mortgage Corporation	COOK	CHICAGO	04/05/2005	8.37	04/05/2005	\$263,171	First
ResMAE Mortgage Corporation	COOK	CHICAGO	04/29/2005	6.77	04/29/2005	\$420,000	First
ResMAE Mortgage Corporation	COOK	CHICAGO	04/29/2005	7.8	04/29/2005	\$265,015	First
ResMAE Mortgage Corporation	COOK	CHICAGO	06/08/2005	7.92	06/08/2005	\$268,000	First
ResMAE Mortgage Corporation	COOK	CHICAGO	06/17/2005	6.9	06/17/2005	\$240,000	First
ResMAE Mortgage Corporation	COOK	CHICAGO	06/30/2005	6.795	06/30/2005	\$283,920	First
ResMAE Mortgage Corporation	COOK	CHICAGO	03/22/2005	6.47	03/22/2005	\$71,869	First
ResMAE Mortgage Corporation	COOK	CHICAGO	04/04/2005	7.52	04/04/2005	\$222,555	First
ResMAE Mortgage Corporation	COOK	CHICAGO	04/26/2005	7.125	04/26/2005	\$195,843	First
ResMAE Mortgage Corporation	COOK	CHICAGO	12/18/2003	11.99	12/18/2003	\$57,014	Junior
ResMAE Mortgage Corporation	COOK	CHICAGO	06/15/2004	10.29	06/15/2004	\$42,814	Junior
ResMAE Mortgage Corporation	COOK	CHICAGO	09/29/2004	10.34	09/29/2004	\$69,563	Junior
ResMAE Mortgage Corporation	COOK	CHICAGO	07/16/2004	10.24	07/16/2004	\$25,800	Junior
ResMAE Mortgage Corporation	COOK	CHICAGO	09/22/2004	10.12	09/22/2004	\$28,897	Junior
ResMAE Mortgage Corporation	COOK	CHICAGO	10/22/2004	10.67	10/22/2004	\$30,927	Junior

Statewide High Risk/Interst Loans for the First Half of 2005

ResMAE Mortgage Corporation	COOK	CHICAGO	10/19/2004	10.77	10/19/2004	\$83,200	Junior
ResMAE Mortgage Corporation	COOK	CHICAGO	11/12/2004	10.77	11/12/2004	\$58,000	Junior
ResMAE Mortgage Corporation	COOK	CHICAGO	11/24/2004	10.64	11/24/2004	\$24,931	Junior
ResMAE Mortgage Corporation	COOK	CHICAGO	12/31/2004	9.75	12/31/2004	\$55,000	Junior
ResMAE Mortgage Corporation	COOK	CHICAGO	03/14/2005	10.77	03/14/2005	\$12,211	Junior
ResMAE Mortgage Corporation	COOK	CHICAGO	05/02/2005	10.77	05/02/2005	\$53,960	Junior
ResMAE Mortgage Corporation	COOK	CHICAGO	02/01/2005	10.67	02/01/2005	\$45,329	Junior
ResMAE Mortgage Corporation	COOK	CHICAGO	03/10/2005	11.24	03/10/2005	\$32,578	Junior
ResMAE Mortgage Corporation	COOK	CHICAGO	03/11/2005	10.75	03/11/2005	\$37,372	Junior
ResMAE Mortgage Corporation	COOK	CHICAGO	03/04/2005	10.75	03/04/2005	\$59,532	Junior
ResMAE Mortgage Corporation	COOK	CHICAGO	03/08/2005	11.1	03/08/2005	\$71,950	Junior
ResMAE Mortgage Corporation	COOK	CHICAGO	03/17/2005	11.1	03/17/2005	\$70,750	Junior
ResMAE Mortgage Corporation	COOK	CHICAGO	03/10/2005	11.4	03/10/2005	\$27,982	Junior
ResMAE Mortgage Corporation	COOK	CHICAGO	03/10/2005	10	03/10/2005	\$39,865	Junior
ResMAE Mortgage Corporation	COOK	CHICAGO	03/02/2005	11.1	03/02/2005	\$38,959	Junior
ResMAE Mortgage Corporation	COOK	CHICAGO	03/22/2005	9.75	03/22/2005	\$17,983	Junior
ResMAE Mortgage Corporation	COOK	CHICAGO	03/24/2005	8.75	03/24/2005	\$31,963	Junior
ResMAE Mortgage Corporation	COOK	CHICAGO	03/30/2005	10.75	03/30/2005	\$57,634	Junior
ResMAE Mortgage Corporation	COOK	CHICAGO	03/21/2005	10	03/21/2005	\$75,300	Junior
ResMAE Mortgage Corporation	COOK	CHICAGO	03/15/2005	10	03/15/2005	\$68,939	Junior
ResMAE Mortgage Corporation	COOK	CHICAGO	03/09/2005	11.1	03/09/2005	\$35,975	Junior
ResMAE Mortgage Corporation	COOK	CHICAGO	03/28/2005	11	03/28/2005	\$22,984	Junior
ResMAE Mortgage Corporation	COOK	CHICAGO	03/16/2005	10	03/16/2005	\$22,942	Junior
ResMAE Mortgage Corporation	COOK	CHICAGO	03/15/2005	10	03/15/2005	\$41,363	Junior
ResMAE Mortgage Corporation	COOK	CHICAGO	03/22/2005	10.5	03/22/2005	\$18,265	Junior
ResMAE Mortgage Corporation	COOK	CHICAGO	05/11/2005	10.14	05/11/2005	\$60,947	Junior
ResMAE Mortgage Corporation	COOK	CHICAGO	03/24/2005	10.24	03/24/2005	\$51,936	Junior
ResMAE Mortgage Corporation	COOK	CHICAGO	03/18/2005	10.75	03/18/2005	\$65,975	Junior
ResMAE Mortgage Corporation	COOK	CHICAGO	03/31/2005	10.75	03/31/2005	\$69,947	Junior
ResMAE Mortgage Corporation	COOK	CHICAGO	03/31/2005	11.1	03/31/2005	\$61,957	Junior
ResMAE Mortgage Corporation	COOK	CHICAGO	03/28/2005	11.1	03/28/2005	\$54,922	Junior
ResMAE Mortgage Corporation	COOK	CHICAGO	03/16/2005	8.75	03/16/2005	\$13,185	Junior
ResMAE Mortgage Corporation	COOK	CHICAGO	03/28/2005	10.75	03/28/2005	\$32,375	Junior
ResMAE Mortgage Corporation	COOK	CHICAGO	03/18/2005	10.5	03/18/2005	\$26,179	Junior
ResMAE Mortgage Corporation	COOK	CHICAGO	03/22/2005	10.99	03/22/2005	\$73,947	Junior
ResMAE Mortgage Corporation	COOK	CHICAGO	03/29/2005	10.24	03/29/2005	\$31,953	Junior
ResMAE Mortgage Corporation	COOK	CHICAGO	03/24/2005	11.1	03/24/2005	\$40,771	Junior
ResMAE Mortgage Corporation	COOK	CHICAGO	03/24/2005	9.75	03/24/2005	\$54,948	Junior
ResMAE Mortgage Corporation	COOK	CHICAGO	03/25/2005	11.1	03/25/2005	\$78,917	Junior
ResMAE Mortgage Corporation	COOK	CHICAGO	03/31/2005	11.1	03/31/2005	\$47,966	Junior

Statewide High Risk/Interst Loans for the First Half of 2005

ResMAE Mortgage Corporation	COOK	CHICAGO	04/26/2005	10	04/26/2005	\$33,985	Junior
ResMAE Mortgage Corporation	COOK	CHICAGO	06/20/2005	10	06/20/2005	\$54,600	Junior
ResMAE Mortgage Corporation	COOK	CHICAGO	04/21/2005	10.75	04/21/2005	\$115,956	Junior
ResMAE Mortgage Corporation	COOK	CHICAGO	03/23/2005	10.75	03/23/2005	\$61,753	Junior
ResMAE Mortgage Corporation	COOK	CHICAGO	03/31/2005	10.5	03/31/2005	\$41,966	Junior
ResMAE Mortgage Corporation	COOK	CHICAGO	03/31/2005	11.24	03/31/2005	\$78,347	Junior
ResMAE Mortgage Corporation	COOK	CHICAGO	04/04/2005	11.1	04/04/2005	\$55,661	Junior
ResMAE Mortgage Corporation	COOK	CHICAGO	04/14/2005	10.75	04/14/2005	\$28,576	Junior
ResMAE Mortgage Corporation	COOK	CHICAGO	03/30/2005	11.1	03/30/2005	\$83,192	Junior
ResMAE Mortgage Corporation	COOK	CHICAGO	04/04/2005	11.1	04/04/2005	\$69,976	Junior
ResMAE Mortgage Corporation	COOK	CHICAGO	04/11/2005	10	04/11/2005	\$69,169	Junior
ResMAE Mortgage Corporation	COOK	CHICAGO	03/31/2005	10.24	03/31/2005	\$57,611	Junior
ResMAE Mortgage Corporation	COOK	CHICAGO	04/19/2005	10.24	04/19/2005	\$76,568	Junior
ResMAE Mortgage Corporation	COOK	CHICAGO	04/05/2005	10	04/05/2005	\$41,961	Junior
ResMAE Mortgage Corporation	COOK	CHICAGO	04/08/2005	10	04/08/2005	\$40,945	Junior
ResMAE Mortgage Corporation	COOK	CHICAGO	04/07/2005	11.24	04/07/2005	\$45,169	Junior
ResMAE Mortgage Corporation	COOK	CHICAGO	03/31/2005	11.24	03/31/2005	\$57,361	Junior
ResMAE Mortgage Corporation	COOK	CHICAGO	04/05/2005	10	04/05/2005	\$80,928	Junior
ResMAE Mortgage Corporation	COOK	CHICAGO	04/29/2005	10.5	04/29/2005	\$43,123	Junior
ResMAE Mortgage Corporation	COOK	CHICAGO	03/31/2005	11.4	03/31/2005	\$13,991	Junior
ResMAE Mortgage Corporation	COOK	CHICAGO	04/29/2005	8.75	04/29/2005	\$24,971	Junior
ResMAE Mortgage Corporation	COOK	CHICAGO	04/05/2005	11.1	04/05/2005	\$63,778	Junior
ResMAE Mortgage Corporation	COOK	CHICAGO	04/07/2005	10.24	04/07/2005	\$23,979	Junior
ResMAE Mortgage Corporation	COOK	CHICAGO	04/05/2005	10.75	04/05/2005	\$47,182	Junior
ResMAE Mortgage Corporation	COOK	CHICAGO	05/06/2005	11.14	05/06/2005	\$46,530	Junior
ResMAE Mortgage Corporation	COOK	CHICAGO	04/14/2005	11.1	04/14/2005	\$39,386	Junior
ResMAE Mortgage Corporation	COOK	CHICAGO	04/25/2005	10	04/25/2005	\$34,953	Junior
ResMAE Mortgage Corporation	COOK	CHICAGO	05/05/2005	11.14	05/05/2005	\$49,583	Junior
ResMAE Mortgage Corporation	COOK	CHICAGO	03/31/2005	11.1	03/31/2005	\$45,968	Junior
ResMAE Mortgage Corporation	COOK	CHICAGO	04/12/2005	11.1	04/12/2005	\$43,964	Junior
ResMAE Mortgage Corporation	COOK	CHICAGO	04/15/2005	10.24	04/15/2005	\$35,585	Junior
ResMAE Mortgage Corporation	COOK	CHICAGO	04/12/2005	10.75	04/12/2005	\$58,978	Junior
ResMAE Mortgage Corporation	COOK	CHICAGO	04/11/2005	10.24	04/11/2005	\$55,976	Junior
ResMAE Mortgage Corporation	COOK	CHICAGO	05/11/2005	10.24	05/11/2005	\$62,372	Junior
ResMAE Mortgage Corporation	COOK	CHICAGO	04/20/2005	10	04/20/2005	\$47,759	Junior
ResMAE Mortgage Corporation	COOK	CHICAGO	04/27/2005	9.9	04/27/2005	\$56,375	Junior
ResMAE Mortgage Corporation	COOK	CHICAGO	04/14/2005	11.14	04/14/2005	\$84,971	Junior
ResMAE Mortgage Corporation	COOK	CHICAGO	04/26/2005	10.24	04/26/2005	\$48,979	Junior
ResMAE Mortgage Corporation	COOK	CHICAGO	04/26/2005	10.14	04/26/2005	\$63,973	Junior
ResMAE Mortgage Corporation	COOK	CHICAGO	04/19/2005	9.9	04/19/2005	\$73,947	Junior

Statewide High Risk/Interst Loans for the First Half of 2005

ResMAE Mortgage Corporation	COOK	CHICAGO	04/15/2005	9.65	04/15/2005	\$129,938	Junior
ResMAE Mortgage Corporation	COOK	CHICAGO	05/03/2005	11	05/03/2005	\$39,886	Junior
ResMAE Mortgage Corporation	COOK	CHICAGO	04/19/2005	9.9	04/19/2005	\$60,972	Junior
ResMAE Mortgage Corporation	COOK	CHICAGO	04/19/2005	11.5	04/19/2005	\$73,776	Junior
ResMAE Mortgage Corporation	COOK	CHICAGO	04/20/2005	11.4	04/20/2005	\$38,238	Junior
ResMAE Mortgage Corporation	COOK	CHICAGO	04/25/2005	10.14	04/25/2005	\$67,971	Junior
ResMAE Mortgage Corporation	COOK	CHICAGO	05/09/2005	8.65	05/09/2005	\$39,000	Junior
ResMAE Mortgage Corporation	COOK	CHICAGO	05/02/2005	10.65	05/02/2005	\$38,770	Junior
ResMAE Mortgage Corporation	COOK	CHICAGO	04/21/2005	11.14	04/21/2005	\$84,971	Junior
ResMAE Mortgage Corporation	COOK	CHICAGO	04/28/2005	9.9	04/28/2005	\$55,775	Junior
ResMAE Mortgage Corporation	COOK	CHICAGO	04/29/2005	10.65	04/29/2005	\$38,385	Junior
ResMAE Mortgage Corporation	COOK	CHICAGO	04/26/2005	11.3	04/26/2005	\$52,982	Junior
ResMAE Mortgage Corporation	COOK	CHICAGO	05/27/2005	10.4	05/27/2005	\$37,000	Junior
ResMAE Mortgage Corporation	COOK	CHICAGO	05/11/2005	9.65	05/11/2005	\$70,000	Junior
ResMAE Mortgage Corporation	COOK	CHICAGO	04/27/2005	9.65	04/27/2005	\$79,942	Junior
ResMAE Mortgage Corporation	COOK	CHICAGO	06/08/2005	10.14	06/08/2005	\$78,800	Junior
ResMAE Mortgage Corporation	COOK	CHICAGO	04/25/2005	10.65	04/25/2005	\$25,990	Junior
ResMAE Mortgage Corporation	COOK	CHICAGO	04/21/2005	11.14	04/21/2005	\$46,967	Junior
ResMAE Mortgage Corporation	COOK	CHICAGO	04/29/2005	10.4	04/29/2005	\$36,968	Junior
ResMAE Mortgage Corporation	COOK	CHICAGO	05/06/2005	10.9	05/06/2005	\$57,000	Junior
ResMAE Mortgage Corporation	COOK	CHICAGO	05/06/2005	9.9	05/06/2005	\$50,980	Junior
ResMAE Mortgage Corporation	COOK	CHICAGO	04/29/2005	10.9	04/29/2005	\$75,972	Junior
ResMAE Mortgage Corporation	COOK	CHICAGO	05/03/2005	11	05/03/2005	\$39,966	Junior
ResMAE Mortgage Corporation	COOK	CHICAGO	04/28/2005	9.99	04/28/2005	\$47,478	Junior
ResMAE Mortgage Corporation	COOK	CHICAGO	05/02/2005	10.24	05/02/2005	\$33,686	Junior
ResMAE Mortgage Corporation	COOK	CHICAGO	05/20/2005	9.99	05/20/2005	\$39,200	Junior
ResMAE Mortgage Corporation	COOK	CHICAGO	06/07/2005	9.9	06/07/2005	\$30,800	Junior
ResMAE Mortgage Corporation	COOK	CHICAGO	05/23/2005	11	05/23/2005	\$61,400	Junior
ResMAE Mortgage Corporation	COOK	CHICAGO	04/29/2005	11	04/29/2005	\$34,975	Junior
ResMAE Mortgage Corporation	COOK	CHICAGO	06/10/2005	9.9	06/10/2005	\$79,000	Junior
ResMAE Mortgage Corporation	COOK	CHICAGO	04/29/2005	9.99	04/29/2005	\$73,967	Junior
ResMAE Mortgage Corporation	COOK	CHICAGO	06/03/2005	11	06/03/2005	\$31,980	Junior
ResMAE Mortgage Corporation	COOK	CHICAGO	05/27/2005	10.65	05/27/2005	\$61,976	Junior
ResMAE Mortgage Corporation	COOK	CHICAGO	05/03/2005	10.14	05/03/2005	\$46,444	Junior
ResMAE Mortgage Corporation	COOK	CHICAGO	05/13/2005	10.4	05/13/2005	\$45,000	Junior
ResMAE Mortgage Corporation	COOK	CHICAGO	04/28/2005	11	04/28/2005	\$30,469	Junior
ResMAE Mortgage Corporation	COOK	CHICAGO	05/13/2005	10.99	05/13/2005	\$57,000	Junior
ResMAE Mortgage Corporation	COOK	CHICAGO	04/29/2005	10.65	04/29/2005	\$57,978	Junior
ResMAE Mortgage Corporation	COOK	CHICAGO	05/27/2005	11.14	05/27/2005	\$39,000	Junior
ResMAE Mortgage Corporation	COOK	CHICAGO	05/09/2005	10.9	05/09/2005	\$47,982	Junior

Statewide High Risk/Interst Loans for the First Half of 2005

ResMAE Mortgage Corporation	COOK	CHICAGO	05/18/2005	11.3	05/18/2005	\$51,800	Junior
ResMAE Mortgage Corporation	COOK	CHICAGO	05/18/2005	9.9	05/18/2005	\$32,194	Junior
ResMAE Mortgage Corporation	COOK	CHICAGO	05/10/2005	10.14	05/10/2005	\$44,200	Junior
ResMAE Mortgage Corporation	COOK	CHICAGO	05/20/2005	10.14	05/20/2005	\$79,200	Junior
ResMAE Mortgage Corporation	COOK	CHICAGO	05/16/2005	10.65	05/16/2005	\$51,500	Junior
ResMAE Mortgage Corporation	COOK	CHICAGO	05/11/2005	10.14	05/11/2005	\$99,894	Junior
ResMAE Mortgage Corporation	COOK	CHICAGO	04/29/2005	10.65	04/29/2005	\$47,782	Junior
ResMAE Mortgage Corporation	COOK	CHICAGO	05/03/2005	9.9	05/03/2005	\$35,984	Junior
ResMAE Mortgage Corporation	COOK	CHICAGO	06/29/2005	10.75	06/29/2005	\$80,000	Junior
ResMAE Mortgage Corporation	COOK	CHICAGO	05/26/2005	9.99	05/26/2005	\$45,980	Junior
ResMAE Mortgage Corporation	COOK	CHICAGO	05/27/2005	10.05	05/27/2005	\$35,000	Junior
ResMAE Mortgage Corporation	COOK	CHICAGO	05/23/2005	9.9	05/23/2005	\$62,847	Junior
ResMAE Mortgage Corporation	COOK	CHICAGO	05/20/2005	9.9	05/20/2005	\$49,000	Junior
ResMAE Mortgage Corporation	COOK	CHICAGO	05/19/2005	9.9	05/19/2005	\$57,974	Junior
ResMAE Mortgage Corporation	COOK	CHICAGO	05/20/2005	10.65	05/20/2005	\$55,600	Junior
ResMAE Mortgage Corporation	COOK	CHICAGO	05/17/2005	9.9	05/17/2005	\$62,172	Junior
ResMAE Mortgage Corporation	COOK	CHICAGO	05/24/2005	10.9	05/24/2005	\$26,400	Junior
ResMAE Mortgage Corporation	COOK	CHICAGO	05/17/2005	11.3	05/17/2005	\$64,000	Junior
ResMAE Mortgage Corporation	COOK	CHICAGO	05/20/2005	11.3	05/20/2005	\$63,600	Junior
ResMAE Mortgage Corporation	COOK	CHICAGO	05/25/2005	10.65	05/25/2005	\$70,973	Junior
ResMAE Mortgage Corporation	COOK	CHICAGO	06/03/2005	8.65	06/03/2005	\$90,600	Junior
ResMAE Mortgage Corporation	COOK	CHICAGO	06/08/2005	11.14	06/08/2005	\$67,000	Junior
ResMAE Mortgage Corporation	COOK	CHICAGO	05/24/2005	11	05/24/2005	\$16,594	Junior
ResMAE Mortgage Corporation	COOK	CHICAGO	06/29/2005	11	06/29/2005	\$34,000	Junior
ResMAE Mortgage Corporation	COOK	CHICAGO	06/02/2005	10.65	06/02/2005	\$69,600	Junior
ResMAE Mortgage Corporation	COOK	CHICAGO	05/31/2005	11	05/31/2005	\$59,000	Junior
ResMAE Mortgage Corporation	COOK	CHICAGO	05/23/2005	9.9	05/23/2005	\$44,180	Junior
ResMAE Mortgage Corporation	COOK	CHICAGO	06/02/2005	9.9	06/02/2005	\$46,200	Junior
ResMAE Mortgage Corporation	COOK	CHICAGO	06/24/2005	10.65	06/24/2005	\$61,000	Junior
ResMAE Mortgage Corporation	COOK	CHICAGO	05/23/2005	10.65	05/23/2005	\$63,000	Junior
ResMAE Mortgage Corporation	COOK	CHICAGO	06/09/2005	11.14	06/09/2005	\$32,400	Junior
ResMAE Mortgage Corporation	COOK	CHICAGO	06/15/2005	11.14	06/15/2005	\$55,400	Junior
ResMAE Mortgage Corporation	COOK	CHICAGO	05/27/2005	10.9	05/27/2005	\$108,000	Junior
ResMAE Mortgage Corporation	COOK	CHICAGO	06/17/2005	10.14	06/17/2005	\$84,000	Junior
ResMAE Mortgage Corporation	COOK	CHICAGO	05/27/2005	11.14	05/27/2005	\$39,100	Junior
ResMAE Mortgage Corporation	COOK	CHICAGO	06/07/2005	10.65	06/07/2005	\$28,380	Junior
ResMAE Mortgage Corporation	COOK	CHICAGO	06/09/2005	9.65	06/09/2005	\$39,600	Junior
ResMAE Mortgage Corporation	COOK	CHICAGO	06/23/2005	10.9	06/23/2005	\$50,000	Junior
ResMAE Mortgage Corporation	COOK	CHICAGO	06/03/2005	9.9	06/03/2005	\$38,000	Junior
ResMAE Mortgage Corporation	COOK	CHICAGO	06/29/2005	10.65	06/29/2005	\$65,000	Junior

Statewide High Risk/Interst Loans for the First Half of 2005

ResMAE Mortgage Corporation	COOK	CHICAGO	05/31/2005	9.9	05/31/2005	\$97,956	Junior
ResMAE Mortgage Corporation	COOK	CHICAGO	06/10/2005	10.65	06/10/2005	\$27,200	Junior
ResMAE Mortgage Corporation	COOK	CHICAGO	06/28/2005	9.65	06/28/2005	\$48,650	Junior
ResMAE Mortgage Corporation	COOK	CHICAGO	06/17/2005	8.65	06/17/2005	\$50,980	Junior
ResMAE Mortgage Corporation	COOK	CHICAGO	06/13/2005	9.9	06/13/2005	\$32,500	Junior
ResMAE Mortgage Corporation	COOK	CHICAGO	05/25/2005	11	05/25/2005	\$42,000	Junior
ResMAE Mortgage Corporation	COOK	CHICAGO	05/27/2005	9.99	05/27/2005	\$44,000	Junior
ResMAE Mortgage Corporation	COOK	CHICAGO	06/08/2005	10.14	06/08/2005	\$43,181	Junior
ResMAE Mortgage Corporation	COOK	CHICAGO	06/14/2005	11.14	06/14/2005	\$106,800	Junior
ResMAE Mortgage Corporation	COOK	CHICAGO	06/20/2005	10.14	06/20/2005	\$42,000	Junior
ResMAE Mortgage Corporation	COOK	CHICAGO	06/21/2005	9.9	06/21/2005	\$43,200	Junior
ResMAE Mortgage Corporation	COOK	CHICAGO	06/30/2005	10.65	06/30/2005	\$67,000	Junior
ResMAE Mortgage Corporation	COOK	CHICAGO	06/17/2005	10.65	06/17/2005	\$60,000	Junior
ResMAE Mortgage Corporation	COOK	CHICAGO	06/17/2005	9.65	06/17/2005	\$51,600	Junior
ResMAE Mortgage Corporation	COOK	CHICAGO	06/20/2005	10.14	06/20/2005	\$33,000	Junior
ResMAE Mortgage Corporation	COOK	CHICAGO	06/21/2005	8.65	06/21/2005	\$26,000	Junior
ResMAE Mortgage Corporation	COOK	CHICAGO	06/03/2005	10.65	06/03/2005	\$34,300	Junior
ResMAE Mortgage Corporation	COOK	CHICAGO	06/28/2005	10.4	06/28/2005	\$42,000	Junior
ResMAE Mortgage Corporation	COOK	CHICAGO	06/10/2005	8.65	06/10/2005	\$37,000	Junior
ResMAE Mortgage Corporation	COOK	CHICAGO	06/23/2005	10.65	06/23/2005	\$58,000	Junior
ResMAE Mortgage Corporation	COOK	CHICAGO	06/17/2005	10.65	06/17/2005	\$61,000	Junior
ResMAE Mortgage Corporation	COOK	CHICAGO	06/30/2005	9.9	06/30/2005	\$37,000	Junior
ResMAE Mortgage Corporation	COOK	CHICAGO	06/30/2005	11	06/30/2005	\$70,980	Junior
ResMAE Mortgage Corporation	COOK	CHICAGO	06/30/2005	10.65	06/30/2005	\$48,000	Junior
ResMAE Mortgage Corporation	COOK	CHICAGO	06/23/2005	11.14	06/23/2005	\$48,380	Junior
ResMAE Mortgage Corporation	COOK	CHICAGO	06/27/2005	11	06/27/2005	\$38,000	Junior
ResMAE Mortgage Corporation	COOK	CHICAGO	06/30/2005	8.65	06/30/2005	\$50,600	Junior
ResMAE Mortgage Corporation	COOK	CHICAGO	03/31/2005	11	03/31/2005	\$16,980	Junior
ResMAE Mortgage Corporation	COOK	CHICAGO	08/27/2004	10.67	08/27/2004	\$53,659	Junior
ResMAE Mortgage Corporation	COOK	CHICAGO	03/31/2005	10.77	03/31/2005	\$36,972	Junior
ResMAE Mortgage Corporation	COOK	CHICAGO	05/31/2005	10.4	05/31/2005	\$68,972	Junior
ResMAE Mortgage Corporation	COOK	CHICAGO	04/08/2005	11.4	04/08/2005	\$76,949	Junior
ResMAE Mortgage Corporation	COOK	CHICAGO	04/29/2005	11.14	04/29/2005	\$33,013	Junior
ResMAE Mortgage Corporation	COOK	CHICAGO	04/29/2005	9.99	04/29/2005	\$112,450	Junior
ResMAE Mortgage Corporation	COOK	CHICAGO	06/08/2005	10.5	06/08/2005	\$37,000	Junior
ResMAE Mortgage Corporation	COOK	CHICAGO	04/27/2005	10.65	04/27/2005	\$53,159	Junior
ResMAE Mortgage Corporation	COOK	CHICAGO	03/31/2005	10.75	03/31/2005	\$32,975	Junior
ResMAE Mortgage Corporation	COOK	CHICAGO	04/28/2005	11.3	04/28/2005	\$94,648	Junior
ResMAE Mortgage Corporation	COOK	CHICAGO	04/20/2005	10.4	04/20/2005	\$48,960	Junior
ResMAE Mortgage Corporation	COOK	CHICAGO	02/01/2005	10.15	02/01/2005	\$47,895	Junior

Statewide High Risk/Interst Loans for the First Half of 2005

ResMAE Mortgage Corporation	COOK	CHICAGO	03/09/2005	10.5	03/09/2005	\$39,948	Junior
ResMAE Mortgage Corporation	COOK	CHICAGO	04/27/2005	9.65	04/27/2005	\$30,950	Junior
ResMAE Mortgage Corporation	COOK	CHICAGO	05/19/2005	9.9	05/19/2005	\$43,000	Junior
ResMAE Mortgage Corporation	COOK	CHICAGO	06/27/2005	10.65	06/27/2005	\$36,000	Junior
ResMAE Mortgage Corporation	COOK	CHICAGO HEIGHTS	03/08/2005	7.67	03/08/2005	\$114,951	First
ResMAE Mortgage Corporation	COOK	CHICAGO HEIGHTS	03/08/2005	11.1	03/08/2005	\$28,770	Junior
ResMAE Mortgage Corporation	COOK	CICERO	08/23/2004	7.83	08/23/2004	\$132,000	First
ResMAE Mortgage Corporation	COOK	CICERO	05/02/2005	6.1	05/02/2005	\$111,891	First
ResMAE Mortgage Corporation	COOK	CICERO	04/12/2005	8.52	04/12/2005	\$251,598	First
ResMAE Mortgage Corporation	COOK	CICERO	03/14/2005	7.77	03/14/2005	\$146,992	First
ResMAE Mortgage Corporation	COOK	CICERO	03/11/2005	8.02	03/11/2005	\$262,669	First
ResMAE Mortgage Corporation	COOK	CICERO	03/11/2005	6.87	03/11/2005	\$251,176	First
ResMAE Mortgage Corporation	COOK	CICERO	03/22/2005	8.87	03/22/2005	\$227,743	First
ResMAE Mortgage Corporation	COOK	CICERO	03/23/2005	8.39	03/23/2005	\$123,768	First
ResMAE Mortgage Corporation	COOK	CICERO	03/29/2005	7.12	03/29/2005	\$217,251	First
ResMAE Mortgage Corporation	COOK	CICERO	04/12/2005	7.5	04/12/2005	\$247,816	First
ResMAE Mortgage Corporation	COOK	CICERO	04/15/2005	7.25	04/15/2005	\$229,421	First
ResMAE Mortgage Corporation	COOK	CICERO	03/28/2005	7.25	03/28/2005	\$165,341	First
ResMAE Mortgage Corporation	COOK	CICERO	04/11/2005	7.25	04/11/2005	\$230,220	First
ResMAE Mortgage Corporation	COOK	CICERO	05/05/2005	6.32	05/05/2005	\$192,620	First
ResMAE Mortgage Corporation	COOK	CICERO	04/11/2005	6.47	04/11/2005	\$228,000	First
ResMAE Mortgage Corporation	COOK	CICERO	03/29/2005	6.55	03/29/2005	\$175,535	First
ResMAE Mortgage Corporation	COOK	CICERO	05/02/2005	8.7	05/02/2005	\$163,404	First
ResMAE Mortgage Corporation	COOK	CICERO	04/22/2005	7.85	04/22/2005	\$79,945	First
ResMAE Mortgage Corporation	COOK	CICERO	04/13/2005	6.76	04/13/2005	\$191,200	First
ResMAE Mortgage Corporation	COOK	CICERO	04/26/2005	7.42	04/26/2005	\$163,876	First
ResMAE Mortgage Corporation	COOK	CICERO	05/17/2005	6.5	05/17/2005	\$189,600	First
ResMAE Mortgage Corporation	COOK	CICERO	04/29/2005	7.49	04/29/2005	\$211,842	First
ResMAE Mortgage Corporation	COOK	CICERO	04/29/2005	6.87	04/29/2005	\$159,865	First
ResMAE Mortgage Corporation	COOK	CICERO	04/28/2005	7.59	04/28/2005	\$207,848	First
ResMAE Mortgage Corporation	COOK	CICERO	04/27/2005	10.8	04/27/2005	\$128,951	First
ResMAE Mortgage Corporation	COOK	CICERO	04/28/2005	7.27	04/28/2005	\$197,446	First
ResMAE Mortgage Corporation	COOK	CICERO	04/21/2005	7.8	04/21/2005	\$194,519	First
ResMAE Mortgage Corporation	COOK	CICERO	06/14/2005	6.995	06/14/2005	\$184,000	First
ResMAE Mortgage Corporation	COOK	CICERO	05/06/2005	6.45	05/06/2005	\$183,832	First
ResMAE Mortgage Corporation	COOK	CICERO	05/13/2005	6.79	05/13/2005	\$178,400	First
ResMAE Mortgage Corporation	COOK	CICERO	05/16/2005	7.545	05/16/2005	\$165,600	First
ResMAE Mortgage Corporation	COOK	CICERO	04/29/2005	8.395	04/29/2005	\$143,821	First
ResMAE Mortgage Corporation	COOK	CICERO	06/13/2005	6.595	06/13/2005	\$196,000	First
ResMAE Mortgage Corporation	COOK	CICERO	06/16/2005	7.49	06/16/2005	\$190,400	First

Statewide High Risk/Interst Loans for the First Half of 2005

ResMAE Mortgage Corporation	COOK	CICERO	06/20/2005	8.77	06/20/2005	\$157,700	First
ResMAE Mortgage Corporation	COOK	CICERO	05/31/2005	6.6	05/31/2005	\$196,000	First
ResMAE Mortgage Corporation	COOK	CICERO	06/30/2005	7.545	06/30/2005	\$158,400	First
ResMAE Mortgage Corporation	COOK	CICERO	08/23/2004	10.37	08/23/2004	\$33,000	Junior
ResMAE Mortgage Corporation	COOK	CICERO	05/02/2005	9.75	05/02/2005	\$27,987	Junior
ResMAE Mortgage Corporation	COOK	CICERO	03/11/2005	11.24	03/11/2005	\$65,733	Junior
ResMAE Mortgage Corporation	COOK	CICERO	03/29/2005	10.5	03/29/2005	\$54,357	Junior
ResMAE Mortgage Corporation	COOK	CICERO	04/12/2005	11.75	04/12/2005	\$61,981	Junior
ResMAE Mortgage Corporation	COOK	CICERO	04/15/2005	10.99	04/15/2005	\$57,379	Junior
ResMAE Mortgage Corporation	COOK	CICERO	04/11/2005	11.24	04/11/2005	\$57,581	Junior
ResMAE Mortgage Corporation	COOK	CICERO	05/05/2005	9.75	05/05/2005	\$48,178	Junior
ResMAE Mortgage Corporation	COOK	CICERO	04/11/2005	10.24	04/11/2005	\$56,976	Junior
ResMAE Mortgage Corporation	COOK	CICERO	04/13/2005	9.85	04/13/2005	\$47,778	Junior
ResMAE Mortgage Corporation	COOK	CICERO	04/26/2005	11.24	04/26/2005	\$40,986	Junior
ResMAE Mortgage Corporation	COOK	CICERO	05/17/2005	9.9	05/17/2005	\$47,379	Junior
ResMAE Mortgage Corporation	COOK	CICERO	04/28/2005	11.14	04/28/2005	\$51,982	Junior
ResMAE Mortgage Corporation	COOK	CICERO	04/29/2005	9.9	04/29/2005	\$39,982	Junior
ResMAE Mortgage Corporation	COOK	CICERO	04/28/2005	11	04/28/2005	\$49,382	Junior
ResMAE Mortgage Corporation	COOK	CICERO	06/14/2005	9.9	06/14/2005	\$46,000	Junior
ResMAE Mortgage Corporation	COOK	CICERO	05/06/2005	8.65	05/06/2005	\$45,973	Junior
ResMAE Mortgage Corporation	COOK	CICERO	05/13/2005	11	05/13/2005	\$44,600	Junior
ResMAE Mortgage Corporation	COOK	CICERO	05/16/2005	11.14	05/16/2005	\$41,400	Junior
ResMAE Mortgage Corporation	COOK	CICERO	06/13/2005	10.14	06/13/2005	\$49,000	Junior
ResMAE Mortgage Corporation	COOK	CICERO	06/16/2005	10.65	06/16/2005	\$47,600	Junior
ResMAE Mortgage Corporation	COOK	CICERO	05/31/2005	9.89	05/31/2005	\$36,750	Junior
ResMAE Mortgage Corporation	COOK	CICERO	06/30/2005	11.14	06/30/2005	\$39,600	Junior
ResMAE Mortgage Corporation	COOK	COUNTRY CLUB HILLS	04/25/2005	7.52	04/25/2005	\$116,000	First
ResMAE Mortgage Corporation	COOK	COUNTRY CLUB HILLS	05/12/2005	7.99	05/12/2005	\$131,961	First
ResMAE Mortgage Corporation	COOK	COUNTRY CLUB HILLS	06/28/2005	8.99	06/28/2005	\$132,000	First
ResMAE Mortgage Corporation	COOK	COUNTRY CLUB HILLS	06/29/2005	7.07	06/29/2005	\$117,600	First
ResMAE Mortgage Corporation	COOK	COUNTRY CLUB HILLS	04/25/2005	11.1	04/25/2005	\$29,000	Junior
ResMAE Mortgage Corporation	COOK	COUNTRY CLUB HILLS	04/01/2005	9.99	04/01/2005	\$28,973	Junior
ResMAE Mortgage Corporation	COOK	COUNTRY CLUB HILLS	06/29/2005	11.3	06/29/2005	\$29,400	Junior
ResMAE Mortgage Corporation	COOK	COUNTRYSIDE	02/17/2005	7.97	02/17/2005	\$79,702	First
ResMAE Mortgage Corporation	COOK	COUNTRYSIDE	04/08/2005	8.65	04/08/2005	\$56,867	Junior
ResMAE Mortgage Corporation	COOK	COUNTRYSIDE	02/17/2005	10.24	02/17/2005	\$19,937	Junior
ResMAE Mortgage Corporation	COOK	DES PLAINES	03/25/2005	6.85	03/25/2005	\$250,560	First
ResMAE Mortgage Corporation	COOK	DES PLAINES	05/03/2005	7.865	05/03/2005	\$73,520	First
ResMAE Mortgage Corporation	COOK	DES PLAINES	03/30/2005	8.77	03/30/2005	\$227,738	First
ResMAE Mortgage Corporation	COOK	DES PLAINES	05/17/2005	6.37	05/17/2005	\$208,000	First

Statewide High Risk/Interst Loans for the First Half of 2005

ResMAE Mortgage Corporation	COOK	DES PLAINES	05/25/2005	7.75	05/25/2005	\$120,000	First
ResMAE Mortgage Corporation	COOK	DES PLAINES	05/27/2005	7.77	05/27/2005	\$204,000	First
ResMAE Mortgage Corporation	COOK	DES PLAINES	03/23/2005	6.12	03/23/2005	\$167,672	First
ResMAE Mortgage Corporation	COOK	DES PLAINES	03/03/2005	7.82	03/03/2005	\$259,134	First
ResMAE Mortgage Corporation	COOK	DES PLAINES	03/07/2005	7.67	03/07/2005	\$150,000	First
ResMAE Mortgage Corporation	COOK	DES PLAINES	05/25/2005	6.995	05/25/2005	\$84,800	First
ResMAE Mortgage Corporation	COOK	DES PLAINES	03/25/2005	11.4	03/25/2005	\$62,735	Junior
ResMAE Mortgage Corporation	COOK	DES PLAINES	05/17/2005	9.9	05/17/2005	\$52,000	Junior
ResMAE Mortgage Corporation	COOK	DES PLAINES	05/25/2005	10.65	05/25/2005	\$30,000	Junior
ResMAE Mortgage Corporation	COOK	DES PLAINES	05/27/2005	11	05/27/2005	\$51,000	Junior
ResMAE Mortgage Corporation	COOK	DES PLAINES	05/25/2005	10.9	05/25/2005	\$21,200	Junior
ResMAE Mortgage Corporation	COOK	DES PLAINES	03/23/2005	8.75	03/23/2005	\$41,918	Junior
ResMAE Mortgage Corporation	COOK	DES PLAINES	03/03/2005	10.75	03/03/2005	\$64,845	Junior
ResMAE Mortgage Corporation	COOK	DOLTON	03/14/2005	9.5	03/14/2005	\$105,646	First
ResMAE Mortgage Corporation	COOK	DOLTON	03/01/2005	6.9	03/01/2005	\$123,896	First
ResMAE Mortgage Corporation	COOK	DOLTON	03/22/2005	8.24	03/22/2005	\$115,052	First
ResMAE Mortgage Corporation	COOK	DOLTON	04/19/2005	7.85	04/19/2005	\$134,807	First
ResMAE Mortgage Corporation	COOK	DOLTON	04/25/2005	7.85	04/25/2005	\$71,870	First
ResMAE Mortgage Corporation	COOK	DOLTON	05/25/2005	8.045	05/25/2005	\$92,800	First
ResMAE Mortgage Corporation	COOK	DOLTON	05/31/2005	7.9	05/31/2005	\$107,926	First
ResMAE Mortgage Corporation	COOK	DOLTON	05/27/2005	8.52	05/27/2005	\$139,416	First
ResMAE Mortgage Corporation	COOK	DOLTON	03/01/2005	10.37	03/01/2005	\$30,987	Junior
ResMAE Mortgage Corporation	COOK	DOLTON	04/25/2005	11.14	04/25/2005	\$17,974	Junior
ResMAE Mortgage Corporation	COOK	DOLTON	05/25/2005	11.14	05/25/2005	\$23,200	Junior
ResMAE Mortgage Corporation	COOK	ELK GROVE VILLAGE	04/26/2005	7.55	04/26/2005	\$233,828	First
ResMAE Mortgage Corporation	COOK	ELMWOOD PARK	11/08/2004	7.83	11/08/2004	\$232,000	First
ResMAE Mortgage Corporation	COOK	ELMWOOD PARK	04/28/2005	8.49	04/28/2005	\$247,849	First
ResMAE Mortgage Corporation	COOK	ELMWOOD PARK	05/19/2005	8.75	05/19/2005	\$284,905	First
ResMAE Mortgage Corporation	COOK	ELMWOOD PARK	05/23/2005	6.995	05/23/2005	\$168,000	First
ResMAE Mortgage Corporation	COOK	ELMWOOD PARK	04/29/2005	7.42	04/29/2005	\$214,558	First
ResMAE Mortgage Corporation	COOK	ELMWOOD PARK	11/08/2004	10.77	11/08/2004	\$57,978	Junior
ResMAE Mortgage Corporation	COOK	ELMWOOD PARK	05/23/2005	10.65	05/23/2005	\$42,000	Junior
ResMAE Mortgage Corporation	COOK	ELMWOOD PARK	04/29/2005	11	04/29/2005	\$53,635	Junior
ResMAE Mortgage Corporation	COOK	EVANSTON	01/12/2005	6.9	01/12/2005	\$240,000	First
ResMAE Mortgage Corporation	COOK	EVANSTON	06/27/2005	7.99	06/27/2005	\$500,000	First
ResMAE Mortgage Corporation	COOK	EVANSTON	02/09/2005	6.92	02/09/2005	\$264,500	First
ResMAE Mortgage Corporation	COOK	EVANSTON	03/14/2005	6.87	03/14/2005	\$235,602	First
ResMAE Mortgage Corporation	COOK	EVANSTON	04/13/2005	7.75	04/13/2005	\$238,332	First
ResMAE Mortgage Corporation	COOK	EVANSTON	03/14/2005	10	03/14/2005	\$58,948	Junior
ResMAE Mortgage Corporation	COOK	EVERGREEN PARK	04/11/2005	8.2	04/11/2005	\$189,783	First

Statewide High Risk/Interst Loans for the First Half of 2005

ResMAE Mortgage Corporation	COOK	EVERGREEN PARK	05/13/2005	7.27	05/13/2005	\$184,800	First
ResMAE Mortgage Corporation	COOK	EVERGREEN PARK	05/13/2005	11	05/13/2005	\$46,184	Junior
ResMAE Mortgage Corporation	COOK	FOREST PARK	05/17/2005	7.65	05/17/2005	\$279,000	First
ResMAE Mortgage Corporation	COOK	FRANKLIN PARK	04/22/2005	7.42	04/22/2005	\$235,822	First
ResMAE Mortgage Corporation	COOK	FRANKLIN PARK	05/11/2005	7.25	05/11/2005	\$199,838	First
ResMAE Mortgage Corporation	COOK	FRANKLIN PARK	06/24/2005	6.99	06/24/2005	\$148,000	First
ResMAE Mortgage Corporation	COOK	FRANKLIN PARK	04/22/2005	11.24	04/22/2005	\$58,980	Junior
ResMAE Mortgage Corporation	COOK	FRANKLIN PARK	05/11/2005	10.14	05/11/2005	\$49,972	Junior
ResMAE Mortgage Corporation	COOK	FRANKLIN PARK	06/24/2005	11	06/24/2005	\$37,000	Junior
ResMAE Mortgage Corporation	COOK	GLENVIEW	06/15/2005	7.545	06/15/2005	\$332,000	First
ResMAE Mortgage Corporation	COOK	GLENVIEW	06/15/2005	11	06/15/2005	\$83,000	Junior
ResMAE Mortgage Corporation	COOK	GLENWOOD	03/24/2005	7.85	03/24/2005	\$119,684	First
ResMAE Mortgage Corporation	COOK	GLENWOOD	06/15/2005	7.72	06/15/2005	\$142,200	First
ResMAE Mortgage Corporation	COOK	HANOVER PARK	03/31/2005	8.32	03/31/2005	\$218,224	First
ResMAE Mortgage Corporation	COOK	HANOVER PARK	03/30/2005	8.82	03/30/2005	\$177,448	First
ResMAE Mortgage Corporation	COOK	HANOVER PARK	03/07/2005	7.25	03/07/2005	\$135,000	First
ResMAE Mortgage Corporation	COOK	HANOVER PARK	06/10/2005	8.645	06/10/2005	\$148,750	First
ResMAE Mortgage Corporation	COOK	HANOVER PARK	04/12/2005	7.02	04/12/2005	\$142,683	First
ResMAE Mortgage Corporation	COOK	HANOVER PARK	04/13/2005	6.75	04/13/2005	\$134,284	First
ResMAE Mortgage Corporation	COOK	HANOVER PARK	04/25/2005	7.49	04/25/2005	\$157,483	First
ResMAE Mortgage Corporation	COOK	HANOVER PARK	04/29/2005	7.545	04/29/2005	\$155,885	First
ResMAE Mortgage Corporation	COOK	HANOVER PARK	04/29/2005	6.99	04/29/2005	\$182,699	First
ResMAE Mortgage Corporation	COOK	HANOVER PARK	05/17/2005	9.295	05/17/2005	\$161,500	First
ResMAE Mortgage Corporation	COOK	HANOVER PARK	05/24/2005	7.92	05/24/2005	\$134,400	First
ResMAE Mortgage Corporation	COOK	HANOVER PARK	06/30/2005	7.875	06/30/2005	\$158,000	First
ResMAE Mortgage Corporation	COOK	HANOVER PARK	06/28/2005	6.87	06/28/2005	\$164,800	First
ResMAE Mortgage Corporation	COOK	HANOVER PARK	04/12/2005	11	04/12/2005	\$35,687	Junior
ResMAE Mortgage Corporation	COOK	HANOVER PARK	04/13/2005	10.9	04/13/2005	\$33,588	Junior
ResMAE Mortgage Corporation	COOK	HANOVER PARK	04/25/2005	11.14	04/25/2005	\$39,386	Junior
ResMAE Mortgage Corporation	COOK	HANOVER PARK	05/24/2005	11	05/24/2005	\$33,600	Junior
ResMAE Mortgage Corporation	COOK	HANOVER PARK	06/28/2005	9.9	06/28/2005	\$41,200	Junior
ResMAE Mortgage Corporation	COOK	HARVEY	03/23/2005	8.47	03/23/2005	\$71,163	First
ResMAE Mortgage Corporation	COOK	HARVEY	04/27/2005	7.095	04/27/2005	\$95,923	First
ResMAE Mortgage Corporation	COOK	HARVEY	05/27/2005	7.745	05/27/2005	\$71,250	First
ResMAE Mortgage Corporation	COOK	HARVEY	06/29/2005	7.545	06/29/2005	\$68,400	First
ResMAE Mortgage Corporation	COOK	HARVEY	04/27/2005	9.14	04/27/2005	\$23,987	Junior
ResMAE Mortgage Corporation	COOK	HAZEL CREST	05/09/2005	6.8	05/09/2005	\$101,913	First
ResMAE Mortgage Corporation	COOK	HICKORY HILLS	03/24/2005	8.52	03/24/2005	\$118,856	First
ResMAE Mortgage Corporation	COOK	HICKORY HILLS	04/19/2005	8.24	04/19/2005	\$281,700	First
ResMAE Mortgage Corporation	COOK	HODGKINS	06/27/2005	7.75	06/27/2005	\$196,000	First

Statewide High Risk/Interst Loans for the First Half of 2005

ResMAE Mortgage Corporation	COOK	HOFFMAN ESTATES	11/15/2004	7.85	11/15/2004	\$203,120	First
ResMAE Mortgage Corporation	COOK	HOFFMAN ESTATES	04/25/2005	6.18	04/25/2005	\$141,863	First
ResMAE Mortgage Corporation	COOK	HOFFMAN ESTATES	05/18/2005	6.595	05/18/2005	\$217,500	First
ResMAE Mortgage Corporation	COOK	HOFFMAN ESTATES	06/28/2005	6.95	06/28/2005	\$153,800	First
ResMAE Mortgage Corporation	COOK	HOFFMAN ESTATES	04/14/2005	7.42	04/14/2005	\$134,796	First
ResMAE Mortgage Corporation	COOK	HOFFMAN ESTATES	03/24/2005	7.37	03/24/2005	\$239,633	First
ResMAE Mortgage Corporation	COOK	HOFFMAN ESTATES	05/18/2005	7.97	05/18/2005	\$92,000	First
ResMAE Mortgage Corporation	COOK	HOFFMAN ESTATES	03/28/2005	7.17	03/28/2005	\$93,851	First
ResMAE Mortgage Corporation	COOK	HOFFMAN ESTATES	03/24/2005	10	03/24/2005	\$59,947	Junior
ResMAE Mortgage Corporation	COOK	HOMEWOOD	04/18/2005	7.14	04/18/2005	\$116,907	First
ResMAE Mortgage Corporation	COOK	HOMEWOOD	04/27/2005	8.99	04/27/2005	\$198,441	First
ResMAE Mortgage Corporation	COOK	JUSTICE	04/01/2005	7.47	04/01/2005	\$171,200	First
ResMAE Mortgage Corporation	COOK	JUSTICE	06/29/2005	7.245	06/29/2005	\$188,000	First
ResMAE Mortgage Corporation	COOK	JUSTICE	04/01/2005	11.24	04/01/2005	\$42,771	Junior
ResMAE Mortgage Corporation	COOK	JUSTICE	06/29/2005	10	06/29/2005	\$44,000	Junior
ResMAE Mortgage Corporation	COOK	LAGRANGE	03/25/2005	6.75	03/25/2005	\$144,000	First
ResMAE Mortgage Corporation	COOK	LAGRANGE	03/25/2005	11.1	03/25/2005	\$35,975	Junior
ResMAE Mortgage Corporation	COOK	LYNWOOD	04/28/2005	7.02	04/28/2005	\$140,697	First
ResMAE Mortgage Corporation	COOK	LYNWOOD	04/28/2005	10.4	04/28/2005	\$35,189	Junior
ResMAE Mortgage Corporation	COOK	LYONS	06/30/2005	6.62	06/30/2005	\$188,000	First
ResMAE Mortgage Corporation	COOK	LYONS	05/24/2005	7.42	05/24/2005	\$159,920	First
ResMAE Mortgage Corporation	COOK	LYONS	06/13/2005	7.85	06/13/2005	\$237,500	First
ResMAE Mortgage Corporation	COOK	LYONS	06/17/2005	7.75	06/17/2005	\$234,320	First
ResMAE Mortgage Corporation	COOK	LYONS	06/30/2005	10.75	06/30/2005	\$47,000	Junior
ResMAE Mortgage Corporation	COOK	LYONS	05/24/2005	11.14	05/24/2005	\$39,966	Junior
ResMAE Mortgage Corporation	COOK	LYONS	06/17/2005	11	06/17/2005	\$58,580	Junior
ResMAE Mortgage Corporation	COOK	MARKHAM	01/19/2005	8.45	01/19/2005	\$99,204	First
ResMAE Mortgage Corporation	COOK	MARKHAM	04/05/2005	7	04/05/2005	\$95,762	First
ResMAE Mortgage Corporation	COOK	MARKHAM	01/14/2005	8.325	01/14/2005	\$90,020	First
ResMAE Mortgage Corporation	COOK	MARKHAM	04/05/2005	11	04/05/2005	\$23,963	Junior
ResMAE Mortgage Corporation	COOK	MATTESON	05/31/2005	7.75	05/31/2005	\$147,896	First
ResMAE Mortgage Corporation	COOK	MATTESON	05/31/2005	11.14	05/31/2005	\$36,987	Junior
ResMAE Mortgage Corporation	COOK	MAYWOOD	12/28/2004	9.25	12/28/2004	\$184,762	First
ResMAE Mortgage Corporation	COOK	MAYWOOD	03/15/2005	7.95	03/15/2005	\$235,792	First
ResMAE Mortgage Corporation	COOK	MAYWOOD	05/19/2005	7.62	05/19/2005	\$150,400	First
ResMAE Mortgage Corporation	COOK	MAYWOOD	05/03/2005	8.5	05/03/2005	\$127,422	First
ResMAE Mortgage Corporation	COOK	MAYWOOD	04/27/2005	8.345	04/27/2005	\$133,707	First
ResMAE Mortgage Corporation	COOK	MAYWOOD	05/31/2005	7.745	05/31/2005	\$191,250	First
ResMAE Mortgage Corporation	COOK	MAYWOOD	06/08/2005	6.22	06/08/2005	\$64,000	First
ResMAE Mortgage Corporation	COOK	MAYWOOD	06/29/2005	6.37	06/29/2005	\$188,400	First

Statewide High Risk/Interst Loans for the First Half of 2005

ResMAE Mortgage Corporation	COOK	MAYWOOD	01/05/2005	10.64	01/05/2005	\$39,139	Junior
ResMAE Mortgage Corporation	COOK	MAYWOOD	03/15/2005	11.5	03/15/2005	\$58,910	Junior
ResMAE Mortgage Corporation	COOK	MAYWOOD	05/19/2005	10.65	05/19/2005	\$37,600	Junior
ResMAE Mortgage Corporation	COOK	MAYWOOD	06/08/2005	9.65	06/08/2005	\$16,000	Junior
ResMAE Mortgage Corporation	COOK	MAYWOOD	06/29/2005	8.65	06/29/2005	\$47,100	Junior
ResMAE Mortgage Corporation	COOK	MELROSE PARK	11/03/2004	7.175	11/03/2004	\$212,000	First
ResMAE Mortgage Corporation	COOK	MELROSE PARK	03/11/2005	6.8	03/11/2005	\$268,640	First
ResMAE Mortgage Corporation	COOK	MELROSE PARK	04/22/2005	6.88	04/22/2005	\$201,500	First
ResMAE Mortgage Corporation	COOK	MELROSE PARK	03/31/2005	6.6	03/31/2005	\$193,655	First
ResMAE Mortgage Corporation	COOK	MELROSE PARK	05/03/2005	6.995	05/03/2005	\$179,772	First
ResMAE Mortgage Corporation	COOK	MELROSE PARK	06/17/2005	6.97	06/17/2005	\$181,200	First
ResMAE Mortgage Corporation	COOK	MELROSE PARK	06/15/2005	7.25	06/15/2005	\$391,500	First
ResMAE Mortgage Corporation	COOK	MELROSE PARK	06/29/2005	6.3	06/29/2005	\$169,600	First
ResMAE Mortgage Corporation	COOK	MELROSE PARK	03/30/2005	7.19	03/30/2005	\$79,909	First
ResMAE Mortgage Corporation	COOK	MELROSE PARK	06/02/2005	8.6	06/02/2005	\$207,000	First
ResMAE Mortgage Corporation	COOK	MELROSE PARK	11/03/2004	10.77	11/03/2004	\$53,000	Junior
ResMAE Mortgage Corporation	COOK	MELROSE PARK	05/03/2005	9.9	05/03/2005	\$44,960	Junior
ResMAE Mortgage Corporation	COOK	MELROSE PARK	06/17/2005	10.14	06/17/2005	\$45,300	Junior
ResMAE Mortgage Corporation	COOK	MIDLOTHIAN	05/09/2005	7.12	05/09/2005	\$151,200	First
ResMAE Mortgage Corporation	COOK	MORTON GROVE	04/15/2005	7.5	04/15/2005	\$254,811	First
ResMAE Mortgage Corporation	COOK	MORTON GROVE	05/31/2005	6.395	05/31/2005	\$162,000	First
ResMAE Mortgage Corporation	COOK	MOUNT PROSPECT	04/06/2005	7.19	04/06/2005	\$215,829	First
ResMAE Mortgage Corporation	COOK	MOUNT PROSPECT	06/29/2005	8.99	06/29/2005	\$180,500	First
ResMAE Mortgage Corporation	COOK	MOUNT PROSPECT	05/03/2005	6.27	05/03/2005	\$156,000	First
ResMAE Mortgage Corporation	COOK	MOUNT PROSPECT	05/26/2005	9.295	05/26/2005	\$116,850	First
ResMAE Mortgage Corporation	COOK	MOUNT PROSPECT	04/06/2005	10	04/06/2005	\$53,976	Junior
ResMAE Mortgage Corporation	COOK	MOUNT PROSPECT	05/03/2005	10.25	05/03/2005	\$39,000	Junior
ResMAE Mortgage Corporation	COOK	NILES	05/03/2005	10.12	05/03/2005	\$305,468	First
ResMAE Mortgage Corporation	COOK	NILES	06/10/2005	6.32	06/10/2005	\$174,400	First
ResMAE Mortgage Corporation	COOK	NILES	09/17/2004	8.28	09/17/2004	\$146,435	First
ResMAE Mortgage Corporation	COOK	NILES	06/10/2005	9.65	06/10/2005	\$43,600	Junior
ResMAE Mortgage Corporation	COOK	NORRIDGE	12/15/2004	7.5	12/15/2004	\$360,000	First
ResMAE Mortgage Corporation	COOK	NORRIDGE	12/15/2004	10.15	12/15/2004	\$90,000	Junior
ResMAE Mortgage Corporation	COOK	NORTHBROOK	03/23/2005	9.32	03/23/2005	\$453,799	First
ResMAE Mortgage Corporation	COOK	NORTHBROOK	06/14/2005	8	06/14/2005	\$499,500	First
ResMAE Mortgage Corporation	COOK	NORTHBROOK	06/30/2005	8.5	06/30/2005	\$524,850	First
ResMAE Mortgage Corporation	COOK	NORTHLAKE	03/22/2005	6.77	03/22/2005	\$220,969	First
ResMAE Mortgage Corporation	COOK	NORTHLAKE	03/11/2005	8.62	03/11/2005	\$221,850	First
ResMAE Mortgage Corporation	COOK	OAK FOREST	04/04/2005	7.4	04/04/2005	\$181,363	First
ResMAE Mortgage Corporation	COOK	OAK LAWN	03/28/2005	7	03/28/2005	\$163,585	First

Statewide High Risk/Interst Loans for the First Half of 2005

ResMAE Mortgage Corporation	COOK	OAK LAWN	05/02/2005	6.87	05/02/2005	\$168,000	First
ResMAE Mortgage Corporation	COOK	OAK LAWN	05/23/2005	7.92	05/23/2005	\$247,500	First
ResMAE Mortgage Corporation	COOK	OAK LAWN	06/01/2005	6.995	06/01/2005	\$76,000	First
ResMAE Mortgage Corporation	COOK	OAK LAWN	06/15/2005	9.57	06/15/2005	\$87,967	First
ResMAE Mortgage Corporation	COOK	OAK LAWN	05/10/2005	7.57	05/10/2005	\$96,000	First
ResMAE Mortgage Corporation	COOK	OAK LAWN	03/28/2005	10.4	03/28/2005	\$40,912	Junior
ResMAE Mortgage Corporation	COOK	OAK LAWN	05/02/2005	9.9	05/02/2005	\$41,981	Junior
ResMAE Mortgage Corporation	COOK	OAK LAWN	06/01/2005	8.65	06/01/2005	\$19,000	Junior
ResMAE Mortgage Corporation	COOK	OAK PARK	03/30/2005	6.62	03/30/2005	\$486,637	First
ResMAE Mortgage Corporation	COOK	OAK PARK	04/15/2005	7.12	04/15/2005	\$299,760	First
ResMAE Mortgage Corporation	COOK	OAK PARK	05/11/2005	6.65	05/11/2005	\$90,000	First
ResMAE Mortgage Corporation	COOK	OAK PARK	02/24/2005	6.7	02/24/2005	\$344,813	First
ResMAE Mortgage Corporation	COOK	OAK PARK	04/15/2005	11	04/15/2005	\$74,973	Junior
ResMAE Mortgage Corporation	COOK	OAK PARK	05/11/2005	10.14	05/11/2005	\$22,490	Junior
ResMAE Mortgage Corporation	COOK	OLYMPIA FIELDS	03/29/2005	6.662	03/29/2005	\$208,000	First
ResMAE Mortgage Corporation	COOK	OLYMPIA FIELDS	03/29/2005	10.75	03/29/2005	\$51,961	Junior
ResMAE Mortgage Corporation	COOK	ORLAND PARK	04/08/2005	6.85	04/08/2005	\$168,913	First
ResMAE Mortgage Corporation	COOK	ORLAND PARK	06/24/2005	8.72	06/24/2005	\$133,450	First
ResMAE Mortgage Corporation	COOK	ORLAND PARK	06/13/2005	7.77	06/13/2005	\$221,000	First
ResMAE Mortgage Corporation	COOK	PALATINE	03/30/2005	6.99	03/30/2005	\$202,166	First
ResMAE Mortgage Corporation	COOK	PALATINE	06/09/2005	7.045	06/09/2005	\$102,400	First
ResMAE Mortgage Corporation	COOK	PALATINE	06/16/2005	6.92	06/16/2005	\$142,400	First
ResMAE Mortgage Corporation	COOK	PALATINE	05/23/2005	7.67	05/23/2005	\$107,920	First
ResMAE Mortgage Corporation	COOK	PALATINE	04/20/2005	6.75	04/20/2005	\$249,031	First
ResMAE Mortgage Corporation	COOK	PALATINE	04/14/2005	7.7	04/14/2005	\$247,200	First
ResMAE Mortgage Corporation	COOK	PALATINE	06/09/2005	11.14	06/09/2005	\$25,600	Junior
ResMAE Mortgage Corporation	COOK	PALATINE	06/16/2005	11.14	06/16/2005	\$35,600	Junior
ResMAE Mortgage Corporation	COOK	PALATINE	05/23/2005	11.14	05/23/2005	\$26,980	Junior
ResMAE Mortgage Corporation	COOK	PALATINE	04/20/2005	11.3	04/20/2005	\$46,717	Junior
ResMAE Mortgage Corporation	COOK	PALATINE	04/14/2005	11	04/14/2005	\$61,778	Junior
ResMAE Mortgage Corporation	COOK	PALOS HEIGHTS	05/04/2005	6.99	05/04/2005	\$157,471	First
ResMAE Mortgage Corporation	COOK	PALOS HEIGHTS	05/06/2005	6.9	05/06/2005	\$261,155	First
ResMAE Mortgage Corporation	COOK	PALOS HILLS	03/24/2005	6.77	03/24/2005	\$252,944	First
ResMAE Mortgage Corporation	COOK	PALOS HILLS	03/24/2005	11.1	03/24/2005	\$63,333	Junior
ResMAE Mortgage Corporation	COOK	PALOS PARK	04/07/2005	7.92	04/07/2005	\$494,323	First
ResMAE Mortgage Corporation	COOK	PARK FOREST	05/16/2005	8.32	05/16/2005	\$118,076	First
ResMAE Mortgage Corporation	COOK	PARK FOREST	03/30/2005	7.99	03/30/2005	\$85,000	First
ResMAE Mortgage Corporation	COOK	PARK FOREST	04/28/2005	7.145	04/28/2005	\$60,752	First
ResMAE Mortgage Corporation	COOK	PARK FOREST	04/28/2005	9.9	04/28/2005	\$15,164	Junior
ResMAE Mortgage Corporation	COOK	PARK RIDGE	04/18/2005	6.87	04/18/2005	\$288,000	First

Statewide High Risk/Interst Loans for the First Half of 2005

ResMAE Mortgage Corporation	COOK	PARK RIDGE	04/29/2005	8.65	04/29/2005	\$89,547	Junior
ResMAE Mortgage Corporation	COOK	PARK RIDGE	04/18/2005	9.9	04/18/2005	\$71,967	Junior
ResMAE Mortgage Corporation	COOK	POSEN	05/31/2005	6.72	05/31/2005	\$107,200	First
ResMAE Mortgage Corporation	COOK	POSEN	06/01/2005	6.595	06/01/2005	\$190,400	First
ResMAE Mortgage Corporation	COOK	POSEN	06/15/2005	6.87	06/15/2005	\$134,320	First
ResMAE Mortgage Corporation	COOK	POSEN	05/31/2005	10.14	05/31/2005	\$26,800	Junior
ResMAE Mortgage Corporation	COOK	POSEN	06/15/2005	10.14	06/15/2005	\$33,580	Junior
ResMAE Mortgage Corporation	COOK	PROSPECT HEIGHTS	04/28/2005	7.49	04/28/2005	\$73,545	First
ResMAE Mortgage Corporation	COOK	PROSPECT HEIGHTS	04/13/2005	7.37	04/13/2005	\$119,389	First
ResMAE Mortgage Corporation	COOK	PROSPECT HEIGHTS	04/13/2005	9.9	04/13/2005	\$29,856	Junior
ResMAE Mortgage Corporation	COOK	RICHTON PARK	11/17/2004	8.8	11/17/2004	\$185,552	First
ResMAE Mortgage Corporation	COOK	RICHTON PARK	01/21/2005	9.65	01/21/2005	\$50,253	First
ResMAE Mortgage Corporation	COOK	RICHTON PARK	04/14/2005	7.52	04/14/2005	\$151,088	First
ResMAE Mortgage Corporation	COOK	RICHTON PARK	06/28/2005	6.95	06/28/2005	\$308,750	First
ResMAE Mortgage Corporation	COOK	RICHTON PARK	04/14/2005	11.1	04/14/2005	\$37,787	Junior
ResMAE Mortgage Corporation	COOK	RIVER FOREST	06/10/2005	6.62	06/10/2005	\$129,600	First
ResMAE Mortgage Corporation	COOK	RIVER FOREST	06/10/2005	8.65	06/10/2005	\$32,400	Junior
ResMAE Mortgage Corporation	COOK	RIVER GROVE	04/07/2005	7.6	04/07/2005	\$159,766	First
ResMAE Mortgage Corporation	COOK	RIVER GROVE	03/28/2005	8.67	03/28/2005	\$391,000	First
ResMAE Mortgage Corporation	COOK	RIVER GROVE	04/14/2005	6.92	04/14/2005	\$287,760	First
ResMAE Mortgage Corporation	COOK	RIVER GROVE	04/26/2005	6.02	04/26/2005	\$374,226	First
ResMAE Mortgage Corporation	COOK	RIVER GROVE	06/06/2005	6.995	06/06/2005	\$208,000	First
ResMAE Mortgage Corporation	COOK	RIVER GROVE	05/23/2005	8.1	05/23/2005	\$134,911	First
ResMAE Mortgage Corporation	COOK	RIVER GROVE	06/28/2005	7.32	06/28/2005	\$275,200	First
ResMAE Mortgage Corporation	COOK	RIVER GROVE	04/07/2005	11.24	04/07/2005	\$39,973	Junior
ResMAE Mortgage Corporation	COOK	RIVER GROVE	04/14/2005	10.24	04/14/2005	\$71,970	Junior
ResMAE Mortgage Corporation	COOK	RIVER GROVE	04/26/2005	11.1	04/26/2005	\$93,502	Junior
ResMAE Mortgage Corporation	COOK	RIVER GROVE	06/06/2005	10.9	06/06/2005	\$52,000	Junior
ResMAE Mortgage Corporation	COOK	RIVER GROVE	06/28/2005	11.14	06/28/2005	\$68,800	Junior
ResMAE Mortgage Corporation	COOK	RIVERDALE	12/09/2004	7.99	12/09/2004	\$122,993	First
ResMAE Mortgage Corporation	COOK	RIVERDALE	03/31/2005	7.25	03/31/2005	\$132,992	First
ResMAE Mortgage Corporation	COOK	ROBBINS	05/03/2005	7.87	05/03/2005	\$63,556	First
ResMAE Mortgage Corporation	COOK	ROBBINS	05/03/2005	10.4	05/03/2005	\$15,894	Junior
ResMAE Mortgage Corporation	COOK	ROLLING MEADOWS	04/19/2005	6.5	04/19/2005	\$87,841	First
ResMAE Mortgage Corporation	COOK	ROLLING MEADOWS	04/19/2005	11	04/19/2005	\$21,972	Junior
ResMAE Mortgage Corporation	COOK	ROSELLE	01/31/2005	7.5	01/31/2005	\$111,664	First
ResMAE Mortgage Corporation	COOK	ROSELLE	03/30/2005	8.5	03/30/2005	\$245,701	First
ResMAE Mortgage Corporation	COOK	ROSELLE	04/25/2005	6.87	04/25/2005	\$203,828	First
ResMAE Mortgage Corporation	COOK	ROSELLE	04/26/2005	7.99	04/26/2005	\$256,500	First
ResMAE Mortgage Corporation	COOK	SAUK VILLAGE	04/29/2005	7.77	04/29/2005	\$95,133	First

Statewide High Risk/Interst Loans for the First Half of 2005

ResMAE Mortgage Corporation	COOK	SAUK VILLAGE	04/29/2005	11	04/29/2005	\$23,792	Junior
ResMAE Mortgage Corporation	COOK	SCHAUMBURG	01/26/2005	6.35	01/26/2005	\$472,400	First
ResMAE Mortgage Corporation	COOK	SCHAUMBURG	06/14/2005	6.5	06/14/2005	\$255,200	First
ResMAE Mortgage Corporation	COOK	SCHAUMBURG	01/31/2005	6.7	01/31/2005	\$189,556	First
ResMAE Mortgage Corporation	COOK	SCHAUMBURG	03/30/2005	7.59	03/30/2005	\$243,000	First
ResMAE Mortgage Corporation	COOK	SCHAUMBURG	03/23/2005	6.13	03/23/2005	\$259,444	First
ResMAE Mortgage Corporation	COOK	SCHAUMBURG	04/18/2005	6.83	04/18/2005	\$300,000	First
ResMAE Mortgage Corporation	COOK	SCHAUMBURG	04/12/2005	6.845	04/12/2005	\$192,000	First
ResMAE Mortgage Corporation	COOK	SCHAUMBURG	05/23/2005	7.25	05/23/2005	\$152,000	First
ResMAE Mortgage Corporation	COOK	SCHAUMBURG	05/23/2005	7.1	05/23/2005	\$142,286	First
ResMAE Mortgage Corporation	COOK	SCHAUMBURG	05/27/2005	6.52	05/27/2005	\$159,057	First
ResMAE Mortgage Corporation	COOK	SCHAUMBURG	03/31/2005	9	03/31/2005	\$156,578	First
ResMAE Mortgage Corporation	COOK	SCHAUMBURG	05/31/2005	7.25	05/31/2005	\$222,626	First
ResMAE Mortgage Corporation	COOK	SCHAUMBURG	05/02/2005	8.87	05/02/2005	\$159,772	First
ResMAE Mortgage Corporation	COOK	SCHAUMBURG	05/31/2005	7.65	05/31/2005	\$178,000	First
ResMAE Mortgage Corporation	COOK	SCHAUMBURG	03/23/2005	8.99	03/23/2005	\$64,929	Junior
ResMAE Mortgage Corporation	COOK	SCHAUMBURG	04/12/2005	11.3	04/12/2005	\$47,984	Junior
ResMAE Mortgage Corporation	COOK	SCHAUMBURG	05/31/2005	9.9	05/31/2005	\$55,675	Junior
ResMAE Mortgage Corporation	COOK	SCHAUMBURG	05/23/2005	11.14	05/23/2005	\$38,000	Junior
ResMAE Mortgage Corporation	COOK	SCHAUMBURG	05/23/2005	9.65	05/23/2005	\$35,583	Junior
ResMAE Mortgage Corporation	COOK	SCHAUMBURG	06/14/2005	10.14	06/14/2005	\$63,800	Junior
ResMAE Mortgage Corporation	COOK	SCHAUMBURG	05/27/2005	10.4	05/27/2005	\$39,784	Junior
ResMAE Mortgage Corporation	COOK	SCHILLER PARK	06/22/2005	7.745	06/22/2005	\$270,000	First
ResMAE Mortgage Corporation	COOK	SKOKIE	04/29/2005	7.05	04/29/2005	\$220,621	First
ResMAE Mortgage Corporation	COOK	SKOKIE	04/29/2005	7.37	04/29/2005	\$211,839	First
ResMAE Mortgage Corporation	COOK	SKOKIE	05/24/2005	6.495	05/24/2005	\$275,750	First
ResMAE Mortgage Corporation	COOK	SKOKIE	06/08/2005	8.99	06/08/2005	\$400,000	First
ResMAE Mortgage Corporation	COOK	SKOKIE	06/27/2005	7.395	06/27/2005	\$192,000	First
ResMAE Mortgage Corporation	COOK	SKOKIE	04/29/2005	9.9	04/29/2005	\$55,175	Junior
ResMAE Mortgage Corporation	COOK	SKOKIE	05/24/2005	9.9	05/24/2005	\$68,969	Junior
ResMAE Mortgage Corporation	COOK	SKOKIE	06/27/2005	11	06/27/2005	\$48,000	Junior
ResMAE Mortgage Corporation	COOK	SOMONAUK	06/29/2005	6.75	06/29/2005	\$121,600	First
ResMAE Mortgage Corporation	COOK	SOUTH CHICAGO HEIGHTS	05/02/2005	7.22	05/02/2005	\$71,920	First
ResMAE Mortgage Corporation	COOK	SOUTH CHICAGO HEIGHTS	05/02/2005	10.65	05/02/2005	\$17,980	Junior
ResMAE Mortgage Corporation	COOK	SOUTH HOLLAND	02/28/2005	8.87	02/28/2005	\$179,100	First
ResMAE Mortgage Corporation	COOK	SOUTH HOLLAND	04/27/2005	6.7	04/27/2005	\$119,791	First
ResMAE Mortgage Corporation	COOK	SOUTH HOLLAND	04/19/2005	7.67	04/19/2005	\$119,834	First
ResMAE Mortgage Corporation	COOK	SOUTH HOLLAND	07/27/2005	8.095	07/27/2005	\$162,900	First
ResMAE Mortgage Corporation	COOK	SOUTH HOLLAND	04/27/2005	10	04/27/2005	\$29,973	Junior
ResMAE Mortgage Corporation	COOK	SOUTH HOLLAND	04/19/2005	11.24	04/19/2005	\$29,970	Junior

Statewide High Risk/Interst Loans for the First Half of 2005

ResMAE Mortgage Corporation	COOK	STICKNEY	04/27/2005	6.9	04/27/2005	\$179,698	First
ResMAE Mortgage Corporation	COOK	STICKNEY	05/23/2005	8.75	05/23/2005	\$208,905	First
ResMAE Mortgage Corporation	COOK	STICKNEY	06/15/2005	6.5	06/15/2005	\$207,200	First
ResMAE Mortgage Corporation	COOK	STICKNEY	04/27/2005	10.14	04/27/2005	\$44,961	Junior
ResMAE Mortgage Corporation	COOK	STICKNEY	06/15/2005	9.14	06/15/2005	\$31,800	Junior
ResMAE Mortgage Corporation	COOK	STONE PARK	05/26/2005	6.97	05/26/2005	\$212,000	First
ResMAE Mortgage Corporation	COOK	STONE PARK	05/26/2005	10.14	05/26/2005	\$53,000	Junior
ResMAE Mortgage Corporation	COOK	STREAMWOOD	03/28/2005	7.47	03/28/2005	\$168,947	First
ResMAE Mortgage Corporation	COOK	STREAMWOOD	04/21/2005	7.3	04/21/2005	\$116,800	First
ResMAE Mortgage Corporation	COOK	STREAMWOOD	04/20/2005	6.495	04/20/2005	\$200,219	First
ResMAE Mortgage Corporation	COOK	STREAMWOOD	04/29/2005	6.75	04/29/2005	\$152,536	First
ResMAE Mortgage Corporation	COOK	STREAMWOOD	05/11/2005	7.7	05/11/2005	\$140,400	First
ResMAE Mortgage Corporation	COOK	STREAMWOOD	05/31/2005	7.99	05/31/2005	\$184,000	First
ResMAE Mortgage Corporation	COOK	STREAMWOOD	06/08/2005	7.99	06/08/2005	\$168,000	First
ResMAE Mortgage Corporation	COOK	STREAMWOOD	05/16/2005	7.67	05/16/2005	\$147,200	First
ResMAE Mortgage Corporation	COOK	STREAMWOOD	04/21/2005	10.75	04/21/2005	\$29,200	Junior
ResMAE Mortgage Corporation	COOK	STREAMWOOD	04/20/2005	9.9	04/20/2005	\$50,077	Junior
ResMAE Mortgage Corporation	COOK	STREAMWOOD	05/11/2005	11.14	05/11/2005	\$35,100	Junior
ResMAE Mortgage Corporation	COOK	STREAMWOOD	06/29/2005	10.14	06/29/2005	\$46,000	Junior
ResMAE Mortgage Corporation	COOK	STREAMWOOD	05/16/2005	11.14	05/16/2005	\$36,787	Junior
ResMAE Mortgage Corporation	COOK	SUMMIT	03/10/2005	6.85	03/10/2005	\$170,910	First
ResMAE Mortgage Corporation	COOK	SUMMIT	05/04/2005	6.65	05/04/2005	\$134,400	First
ResMAE Mortgage Corporation	COOK	SUMMIT	04/28/2005	7.32	04/28/2005	\$167,791	First
ResMAE Mortgage Corporation	COOK	SUMMIT	05/28/2004	10.14	05/28/2004	\$40,410	Junior
ResMAE Mortgage Corporation	COOK	SUMMIT	03/10/2005	10.92	03/10/2005	\$42,769	Junior
ResMAE Mortgage Corporation	COOK	SUMMIT	05/04/2005	11.14	05/04/2005	\$33,600	Junior
ResMAE Mortgage Corporation	COOK	SUMMIT	04/28/2005	11.3	04/28/2005	\$41,966	Junior
ResMAE Mortgage Corporation	COOK	TINLEY PARK	11/30/2004	7.5	11/30/2004	\$222,987	First
ResMAE Mortgage Corporation	COOK	TINLEY PARK	11/30/2004	7.87	11/30/2004	\$238,236	First
ResMAE Mortgage Corporation	COOK	TINLEY PARK	04/11/2005	7.62	04/11/2005	\$229,666	First
ResMAE Mortgage Corporation	COOK	TINLEY PARK	04/27/2005	6.99	04/27/2005	\$359,407	First
ResMAE Mortgage Corporation	COOK	TINLEY PARK	06/28/2005	7.75	06/28/2005	\$370,000	First
ResMAE Mortgage Corporation	COOK	TINLEY PARK	02/25/2005	10.67	02/25/2005	\$46,064	Junior
ResMAE Mortgage Corporation	COOK	WESTCHESTER	03/23/2005	6.45	03/23/2005	\$231,575	First
ResMAE Mortgage Corporation	COOK	WESTCHESTER	05/16/2005	10.14	05/16/2005	\$75,947	Junior
ResMAE Mortgage Corporation	COOK	WHEELING	09/03/2004	8.7	09/03/2004	\$311,215	First
ResMAE Mortgage Corporation	COOK	WHEELING	02/28/2005	9.74	02/28/2005	\$182,141	First
ResMAE Mortgage Corporation	COOK	WHEELING	05/16/2005	6.87	05/16/2005	\$197,833	First
ResMAE Mortgage Corporation	COOK	WHEELING	06/30/2005	7.645	06/30/2005	\$232,000	First
ResMAE Mortgage Corporation	COOK	WHEELING	06/30/2005	11	06/30/2005	\$58,000	Junior

Statewide High Risk/Interst Loans for the First Half of 2005

ResMAE Mortgage Corporation	COOK	WILLOW SPRINGS	06/24/2005	7.32	06/24/2005	\$149,600	First
ResMAE Mortgage Corporation	COOK	WILLOW SPRINGS	06/24/2005	10.14	06/24/2005	\$37,400	Junior
ResMAE Mortgage Corporation	DEKALB	GENOA	04/25/2005	6.52	04/25/2005	\$178,348	First
ResMAE Mortgage Corporation	DEKALB	GENOA	04/25/2005	10.75	04/25/2005	\$44,523	Junior
ResMAE Mortgage Corporation	DEKALB	SYCAMORE	03/25/2005	7.92	03/25/2005	\$302,169	First
ResMAE Mortgage Corporation	DEKALB	SYCAMORE	03/25/2005	11.24	03/25/2005	\$74,913	Junior
ResMAE Mortgage Corporation	DU PAGE	NAPERVILLE	04/11/2005	6.82	04/11/2005	\$286,756	First
ResMAE Mortgage Corporation	DU PAGE	NAPERVILLE	05/02/2005	8.99	05/02/2005	\$249,850	First
ResMAE Mortgage Corporation	DU PAGE	NAPERVILLE	06/22/2005	7.62	06/22/2005	\$343,425	First
ResMAE Mortgage Corporation	DU PAGE	NAPERVILLE	12/31/2004	9.24	12/31/2004	\$216,000	First
ResMAE Mortgage Corporation	DU PAGE	NAPERVILLE	04/13/2005	6.99	04/13/2005	\$148,000	First
ResMAE Mortgage Corporation	DU PAGE	NAPERVILLE	05/31/2005	7.62	05/31/2005	\$428,000	First
ResMAE Mortgage Corporation	DU PAGE	NAPERVILLE	05/25/2005	8.37	05/25/2005	\$424,536	First
ResMAE Mortgage Corporation	DU PAGE	NAPERVILLE	06/27/2005	6.77	06/27/2005	\$321,300	First
ResMAE Mortgage Corporation	DUPAGE	ADDISON	04/14/2005	8.12	04/14/2005	\$205,865	First
ResMAE Mortgage Corporation	DUPAGE	ADDISON	05/25/2005	6.75	05/25/2005	\$174,849	First
ResMAE Mortgage Corporation	DUPAGE	ADDISON	04/29/2005	6.99	04/29/2005	\$199,835	First
ResMAE Mortgage Corporation	DUPAGE	ADDISON	06/15/2005	6.575	06/15/2005	\$196,000	First
ResMAE Mortgage Corporation	DUPAGE	ADDISON	06/15/2005	10.14	06/15/2005	\$49,000	Junior
ResMAE Mortgage Corporation	DUPAGE	BARTLETT	04/29/2005	7.645	04/29/2005	\$202,800	First
ResMAE Mortgage Corporation	DUPAGE	BARTLETT	04/29/2005	11	04/29/2005	\$50,664	Junior
ResMAE Mortgage Corporation	DUPAGE	BENSENVILLE	02/22/2005	6.65	02/22/2005	\$119,682	First
ResMAE Mortgage Corporation	DUPAGE	BENSENVILLE	04/12/2005	9.62	04/12/2005	\$202,403	First
ResMAE Mortgage Corporation	DUPAGE	BENSENVILLE	03/30/2005	7.17	03/30/2005	\$129,394	First
ResMAE Mortgage Corporation	DUPAGE	BENSENVILLE	05/10/2005	6.77	05/10/2005	\$227,804	First
ResMAE Mortgage Corporation	DUPAGE	BENSENVILLE	05/27/2005	8.87	05/27/2005	\$223,125	First
ResMAE Mortgage Corporation	DUPAGE	BENSENVILLE	05/12/2005	6.99	05/12/2005	\$167,782	First
ResMAE Mortgage Corporation	DUPAGE	BENSENVILLE	06/07/2005	6.57	06/07/2005	\$177,600	First
ResMAE Mortgage Corporation	DUPAGE	BENSENVILLE	06/21/2005	7.395	06/21/2005	\$208,000	First
ResMAE Mortgage Corporation	DUPAGE	BENSENVILLE	02/18/2005	7.82	02/18/2005	\$215,313	First
ResMAE Mortgage Corporation	DUPAGE	BENSENVILLE	08/03/2004	10.47	08/03/2004	\$41,385	Junior
ResMAE Mortgage Corporation	DUPAGE	BENSENVILLE	05/10/2005	10.65	05/10/2005	\$56,978	Junior
ResMAE Mortgage Corporation	DUPAGE	BENSENVILLE	05/12/2005	10.65	05/12/2005	\$41,964	Junior
ResMAE Mortgage Corporation	DUPAGE	BENSENVILLE	06/07/2005	10.14	06/07/2005	\$44,400	Junior
ResMAE Mortgage Corporation	DUPAGE	BENSENVILLE	06/21/2005	9.9	06/21/2005	\$52,000	Junior
ResMAE Mortgage Corporation	DUPAGE	BENSENVILLE	02/18/2005	10.75	02/18/2005	\$53,898	Junior
ResMAE Mortgage Corporation	DUPAGE	BLOOMINGDALE	02/28/2005	7.8	02/28/2005	\$143,696	First
ResMAE Mortgage Corporation	DUPAGE	BLOOMINGDALE	03/30/2005	6.99	03/30/2005	\$184,196	First
ResMAE Mortgage Corporation	DUPAGE	DOWNERS GROVE	03/15/2005	6.99	03/15/2005	\$237,209	First
ResMAE Mortgage Corporation	DUPAGE	DOWNERS GROVE	04/22/2005	8.52	04/22/2005	\$430,000	First

Statewide High Risk/Interst Loans for the First Half of 2005

ResMAE Mortgage Corporation	DUPAGE	DOWNERS GROVE	05/05/2005	7.1	05/05/2005	\$255,794	First
ResMAE Mortgage Corporation	DUPAGE	DOWNERS GROVE	03/15/2005	10.24	03/15/2005	\$59,350	Junior
ResMAE Mortgage Corporation	DUPAGE	DOWNERS GROVE	05/05/2005	9.9	05/05/2005	\$63,971	Junior
ResMAE Mortgage Corporation	DUPAGE	ELMHURST	06/24/2005	7.245	06/24/2005	\$221,000	First
ResMAE Mortgage Corporation	DUPAGE	GLEN ELLYN	03/30/2005	6.99	03/30/2005	\$123,000	First
ResMAE Mortgage Corporation	DUPAGE	GLEN ELLYN	06/20/2005	7.35	06/20/2005	\$200,000	First
ResMAE Mortgage Corporation	DUPAGE	GLEN ELLYN	06/20/2005	7.945	06/20/2005	\$355,000	First
ResMAE Mortgage Corporation	DUPAGE	GLEN ELLYN	06/20/2005	10.65	06/20/2005	\$50,000	Junior
ResMAE Mortgage Corporation	DUPAGE	GLENDALE HEIGHTS	03/30/2005	7.12	03/30/2005	\$249,050	First
ResMAE Mortgage Corporation	DUPAGE	GLENDALE HEIGHTS	04/28/2005	6.52	04/28/2005	\$115,096	First
ResMAE Mortgage Corporation	DUPAGE	GLENDALE HEIGHTS	04/28/2005	6.67	04/28/2005	\$187,755	First
ResMAE Mortgage Corporation	DUPAGE	GLENDALE HEIGHTS	04/01/2005	7.77	04/01/2005	\$187,655	First
ResMAE Mortgage Corporation	DUPAGE	GLENDALE HEIGHTS	04/29/2005	7.75	04/29/2005	\$206,854	First
ResMAE Mortgage Corporation	DUPAGE	GLENDALE HEIGHTS	04/27/2005	7.4	04/27/2005	\$170,721	First
ResMAE Mortgage Corporation	DUPAGE	GLENDALE HEIGHTS	05/18/2005	7.12	05/18/2005	\$183,752	First
ResMAE Mortgage Corporation	DUPAGE	GLENDALE HEIGHTS	04/29/2005	7.72	04/29/2005	\$224,840	First
ResMAE Mortgage Corporation	DUPAGE	GLENDALE HEIGHTS	06/27/2005	6.99	06/27/2005	\$128,800	First
ResMAE Mortgage Corporation	DUPAGE	GLENDALE HEIGHTS	06/30/2005	7.5	06/30/2005	\$243,105	First
ResMAE Mortgage Corporation	DUPAGE	GLENDALE HEIGHTS	06/24/2005	6.99	06/24/2005	\$175,920	First
ResMAE Mortgage Corporation	DUPAGE	GLENDALE HEIGHTS	05/27/2005	7.99	05/27/2005	\$125,316	First
ResMAE Mortgage Corporation	DUPAGE	GLENDALE HEIGHTS	06/14/2005	7.995	06/14/2005	\$106,400	First
ResMAE Mortgage Corporation	DUPAGE	GLENDALE HEIGHTS	05/10/2005	7.495	05/10/2005	\$83,600	First
ResMAE Mortgage Corporation	DUPAGE	GLENDALE HEIGHTS	03/21/2005	7.8	03/21/2005	\$66,306	First
ResMAE Mortgage Corporation	DUPAGE	GLENDALE HEIGHTS	04/28/2005	10.89	04/28/2005	\$46,962	Junior
ResMAE Mortgage Corporation	DUPAGE	GLENDALE HEIGHTS	05/18/2005	9.9	05/18/2005	\$45,938	Junior
ResMAE Mortgage Corporation	DUPAGE	GLENDALE HEIGHTS	06/27/2005	9.9	06/27/2005	\$32,200	Junior
ResMAE Mortgage Corporation	DUPAGE	GLENDALE HEIGHTS	06/24/2005	11	06/24/2005	\$43,980	Junior
ResMAE Mortgage Corporation	DUPAGE	GLENDALE HEIGHTS	03/21/2005	11.1	03/21/2005	\$16,588	Junior
ResMAE Mortgage Corporation	DUPAGE	GLENDALE HEIGHTS	06/14/2005	10.65	06/14/2005	\$26,600	Junior
ResMAE Mortgage Corporation	DUPAGE	GLENDALE HEIGHTS	05/10/2005	10.65	05/10/2005	\$20,900	Junior
ResMAE Mortgage Corporation	DUPAGE	HINSDALE	05/03/2005	7.245	05/03/2005	\$420,000	First
ResMAE Mortgage Corporation	DUPAGE	HINSDALE	05/03/2005	10.4	05/03/2005	\$105,000	Junior
ResMAE Mortgage Corporation	DUPAGE	ITASCA	02/18/2005	8.27	02/18/2005	\$85,436	First
ResMAE Mortgage Corporation	DUPAGE	ITASCA	02/18/2005	11.24	02/18/2005	\$21,378	Junior
ResMAE Mortgage Corporation	DUPAGE	LOMBARD	06/03/2005	6.5	06/03/2005	\$200,000	First
ResMAE Mortgage Corporation	DUPAGE	LOMBARD	05/24/2005	7.99	05/24/2005	\$266,221	First
ResMAE Mortgage Corporation	DUPAGE	LOMBARD	06/10/2005	6.94	06/10/2005	\$208,000	First
ResMAE Mortgage Corporation	DUPAGE	LOMBARD	06/29/2005	8.59	06/29/2005	\$189,000	First
ResMAE Mortgage Corporation	DUPAGE	LOMBARD	06/10/2005	8.99	06/10/2005	\$191,710	First
ResMAE Mortgage Corporation	DUPAGE	LOMBARD	06/01/2005	6.95	06/01/2005	\$272,574	First

Statewide High Risk/Interst Loans for the First Half of 2005

ResMAE Mortgage Corporation	DUPAGE	LOMBARD	04/12/2005	7.27	04/12/2005	\$91,929	First
ResMAE Mortgage Corporation	DUPAGE	LOMBARD	06/10/2005	11	06/10/2005	\$52,000	Junior
ResMAE Mortgage Corporation	DUPAGE	LOMBARD	06/03/2005	10.14	06/03/2005	\$50,000	Junior
ResMAE Mortgage Corporation	DUPAGE	LOMBARD	06/01/2005	10.14	06/01/2005	\$68,171	Junior
ResMAE Mortgage Corporation	DUPAGE	NAPERVILLE	03/30/2005	6.235	03/30/2005	\$114,670	First
ResMAE Mortgage Corporation	DUPAGE	NAPERVILLE	04/13/2005	10.24	04/13/2005	\$36,984	Junior
ResMAE Mortgage Corporation	DUPAGE	VILLA PARK	03/24/2005	6.87	03/24/2005	\$119,616	First
ResMAE Mortgage Corporation	DUPAGE	VILLA PARK	03/28/2005	7.47	03/28/2005	\$183,724	First
ResMAE Mortgage Corporation	DUPAGE	VILLA PARK	04/29/2005	7.22	04/29/2005	\$160,800	First
ResMAE Mortgage Corporation	DUPAGE	VILLA PARK	03/24/2005	10.5	03/24/2005	\$29,944	Junior
ResMAE Mortgage Corporation	DUPAGE	VILLA PARK	03/28/2005	10.24	03/28/2005	\$45,961	Junior
ResMAE Mortgage Corporation	DUPAGE	VILLA PARK	04/29/2005	10.14	04/29/2005	\$40,183	Junior
ResMAE Mortgage Corporation	DUPAGE	WARRENVILLE	04/18/2005	11.24	04/18/2005	\$29,990	Junior
ResMAE Mortgage Corporation	DUPAGE	WEST CHICAGO	04/15/2005	7.495	04/15/2005	\$267,801	First
ResMAE Mortgage Corporation	DUPAGE	WEST CHICAGO	05/11/2005	7.2	05/11/2005	\$149,600	First
ResMAE Mortgage Corporation	DUPAGE	WEST CHICAGO	05/17/2005	7.195	05/17/2005	\$243,000	First
ResMAE Mortgage Corporation	DUPAGE	WEST CHICAGO	05/27/2005	7.74	05/27/2005	\$214,200	First
ResMAE Mortgage Corporation	DUPAGE	WEST CHICAGO	06/07/2005	6.99	06/07/2005	\$169,600	First
ResMAE Mortgage Corporation	DUPAGE	WEST CHICAGO	05/31/2005	8.72	05/31/2005	\$369,213	First
ResMAE Mortgage Corporation	DUPAGE	WEST CHICAGO	06/10/2005	8.62	06/10/2005	\$382,500	First
ResMAE Mortgage Corporation	DUPAGE	WEST CHICAGO	04/15/2005	9.9	04/15/2005	\$66,970	Junior
ResMAE Mortgage Corporation	DUPAGE	WEST CHICAGO	05/11/2005	11	05/11/2005	\$37,400	Junior
ResMAE Mortgage Corporation	DUPAGE	WESTMONT	04/21/2005	8.02	04/21/2005	\$256,000	First
ResMAE Mortgage Corporation	DUPAGE	WESTMONT	05/10/2005	7.945	05/10/2005	\$135,500	First
ResMAE Mortgage Corporation	DUPAGE	WESTMONT	04/21/2005	10.5	04/21/2005	\$63,974	Junior
ResMAE Mortgage Corporation	DUPAGE	WHEATON	04/19/2005	6.495	04/19/2005	\$213,960	First
ResMAE Mortgage Corporation	DUPAGE	WHEATON	04/19/2005	8.65	04/19/2005	\$53,459	Junior
ResMAE Mortgage Corporation	DUPAGE	WILLOWBROOK	06/29/2005	7.5	06/29/2005	\$513,000	First
ResMAE Mortgage Corporation	DUPAGE	WILLOWBROOK	03/31/2005	7.85	03/31/2005	\$111,845	First
ResMAE Mortgage Corporation	DUPAGE	WILLOWBROOK	03/31/2005	11.1	03/31/2005	\$27,967	Junior
ResMAE Mortgage Corporation	DUPAGE	WINFIELD	04/25/2005	9.37	04/25/2005	\$306,345	First
ResMAE Mortgage Corporation	DUPAGE	WOOD DALE	04/14/2005	7.12	04/14/2005	\$155,076	First
ResMAE Mortgage Corporation	DUPAGE	WOOD DALE	04/14/2005	9.9	04/14/2005	\$38,782	Junior
ResMAE Mortgage Corporation	DUPAGE	WOOD DALE	06/20/2005	7.745	06/20/2005	\$140,720	First
ResMAE Mortgage Corporation	DUPAGE	WOOD DALE	06/20/2005	10.65	06/20/2005	\$35,180	Junior
ResMAE Mortgage Corporation	DUPAGE	WOODRIDGE	05/06/2005	9.575	05/06/2005	\$78,000	First
ResMAE Mortgage Corporation	DUPAGE	WOODRIDGE	05/02/2005	7.87	05/02/2005	\$103,200	First
ResMAE Mortgage Corporation	DUPAGE	WOODRIDGE	05/31/2005	7.07	05/31/2005	\$130,400	First
ResMAE Mortgage Corporation	DUPAGE	WOODRIDGE	05/02/2005	10.4	05/02/2005	\$25,800	Junior
ResMAE Mortgage Corporation	GRUNDY	DIAMOND	12/02/2004	8.4	12/02/2004	\$112,147	First

Statewide High Risk/Interst Loans for the First Half of 2005

ResMAE Mortgage Corporation	GRUNDY	MINOOKA	04/20/2005	7.77	04/20/2005	\$198,382	First
ResMAE Mortgage Corporation	GRUNDY	MINOOKA	04/20/2005	11.1	04/20/2005	\$49,614	Junior
ResMAE Mortgage Corporation	JERSEY	JERSEYVILLE	12/13/2004	10.52	12/13/2004	\$15,363	Junior
ResMAE Mortgage Corporation	KANE	AURORA	03/25/2005	8.87	03/25/2005	\$163,216	First
ResMAE Mortgage Corporation	KANE	AURORA	04/08/2005	8.62	04/08/2005	\$287,725	First
ResMAE Mortgage Corporation	KANE	AURORA	04/29/2005	8.25	04/29/2005	\$163,096	First
ResMAE Mortgage Corporation	KANE	AURORA	03/29/2005	7.84	03/29/2005	\$299,783	First
ResMAE Mortgage Corporation	KANE	AURORA	05/16/2005	6.87	05/16/2005	\$153,000	First
ResMAE Mortgage Corporation	KANE	AURORA	05/26/2005	7.75	05/26/2005	\$130,400	First
ResMAE Mortgage Corporation	KANE	AURORA	06/16/2005	7.25	06/16/2005	\$560,000	First
ResMAE Mortgage Corporation	KANE	AURORA	06/29/2005	6.5	06/29/2005	\$126,800	First
ResMAE Mortgage Corporation	KANE	AURORA	06/28/2005	6.89	06/28/2005	\$132,800	First
ResMAE Mortgage Corporation	KANE	AURORA	04/04/2005	7.8	04/04/2005	\$148,541	First
ResMAE Mortgage Corporation	KANE	AURORA	04/13/2005	6.55	04/13/2005	\$111,820	First
ResMAE Mortgage Corporation	KANE	AURORA	04/29/2005	7.37	04/29/2005	\$147,887	First
ResMAE Mortgage Corporation	KANE	AURORA	05/02/2005	8.92	05/02/2005	\$95,947	First
ResMAE Mortgage Corporation	KANE	AURORA	04/29/2005	6.85	04/29/2005	\$135,805	First
ResMAE Mortgage Corporation	KANE	AURORA	05/27/2005	7.99	05/27/2005	\$152,100	First
ResMAE Mortgage Corporation	KANE	AURORA	05/16/2005	7.245	05/16/2005	\$124,000	First
ResMAE Mortgage Corporation	KANE	AURORA	05/06/2005	8.32	05/06/2005	\$127,300	First
ResMAE Mortgage Corporation	KANE	AURORA	05/25/2005	6.6	05/25/2005	\$108,704	First
ResMAE Mortgage Corporation	KANE	AURORA	04/06/2005	7.475	04/06/2005	\$112,247	First
ResMAE Mortgage Corporation	KANE	AURORA	05/31/2005	7.745	05/31/2005	\$70,400	First
ResMAE Mortgage Corporation	KANE	AURORA	05/27/2005	6.49	05/27/2005	\$82,325	First
ResMAE Mortgage Corporation	KANE	AURORA	03/28/2005	7.37	03/28/2005	\$138,400	First
ResMAE Mortgage Corporation	KANE	AURORA	04/15/2005	7.65	04/15/2005	\$143,712	First
ResMAE Mortgage Corporation	KANE	AURORA	06/16/2005	7.145	06/16/2005	\$130,800	First
ResMAE Mortgage Corporation	KANE	AURORA	03/28/2005	10.75	03/28/2005	\$34,561	Junior
ResMAE Mortgage Corporation	KANE	AURORA	04/15/2005	11.24	04/15/2005	\$35,956	Junior
ResMAE Mortgage Corporation	KANE	AURORA	04/13/2005	11.1	04/13/2005	\$27,970	Junior
ResMAE Mortgage Corporation	KANE	AURORA	04/29/2005	11.14	04/29/2005	\$33,968	Junior
ResMAE Mortgage Corporation	KANE	AURORA	04/29/2005	10.9	04/29/2005	\$36,987	Junior
ResMAE Mortgage Corporation	KANE	AURORA	05/16/2005	9.9	05/16/2005	\$31,000	Junior
ResMAE Mortgage Corporation	KANE	AURORA	05/25/2005	10.14	05/25/2005	\$27,188	Junior
ResMAE Mortgage Corporation	KANE	AURORA	05/27/2005	8.65	05/27/2005	\$42,955	Junior
ResMAE Mortgage Corporation	KANE	AURORA	06/16/2005	11	06/16/2005	\$32,700	Junior
ResMAE Mortgage Corporation	KANE	AURORA	05/26/2005	11.14	05/26/2005	\$32,588	Junior
ResMAE Mortgage Corporation	KANE	AURORA	06/29/2005	10.4	06/29/2005	\$23,775	Junior
ResMAE Mortgage Corporation	KANE	AURORA	05/31/2005	10.65	05/31/2005	\$17,593	Junior
ResMAE Mortgage Corporation	KANE	AURORA	05/27/2005	10.4	05/27/2005	\$20,592	Junior

Statewide High Risk/Interst Loans for the First Half of 2005

ResMAE Mortgage Corporation	KANE	CARPENTERSVILLE	03/15/2005	8.82	03/15/2005	\$142,500	First
ResMAE Mortgage Corporation	KANE	CARPENTERSVILLE	03/14/2005	7.38	03/14/2005	\$96,652	First
ResMAE Mortgage Corporation	KANE	CARPENTERSVILLE	03/25/2005	6.87	03/25/2005	\$112,610	First
ResMAE Mortgage Corporation	KANE	CARPENTERSVILLE	04/29/2005	7.845	04/29/2005	\$133,907	First
ResMAE Mortgage Corporation	KANE	CARPENTERSVILLE	06/30/2005	6.5	06/30/2005	\$168,800	First
ResMAE Mortgage Corporation	KANE	CARPENTERSVILLE	03/14/2005	9.75	03/14/2005	\$24,156	Junior
ResMAE Mortgage Corporation	KANE	CARPENTERSVILLE	03/25/2005	10	03/25/2005	\$28,175	Junior
ResMAE Mortgage Corporation	KANE	CARPENTERSVILLE	04/29/2005	10.14	04/29/2005	\$33,486	Junior
ResMAE Mortgage Corporation	KANE	CARPENTERSVILLE	06/30/2005	10.65	06/30/2005	\$42,200	Junior
ResMAE Mortgage Corporation	KANE	ELGIN	03/14/2005	8.17	03/14/2005	\$228,352	First
ResMAE Mortgage Corporation	KANE	ELGIN	03/15/2005	7.1	03/15/2005	\$146,963	First
ResMAE Mortgage Corporation	KANE	ELGIN	03/29/2005	6.75	03/29/2005	\$197,658	First
ResMAE Mortgage Corporation	KANE	ELGIN	04/05/2005	7.42	04/05/2005	\$179,728	First
ResMAE Mortgage Corporation	KANE	ELGIN	05/31/2005	7.27	05/31/2005	\$152,800	First
ResMAE Mortgage Corporation	KANE	ELGIN	03/09/2005	7.95	03/09/2005	\$109,651	First
ResMAE Mortgage Corporation	KANE	ELGIN	04/13/2005	7.27	04/13/2005	\$159,876	First
ResMAE Mortgage Corporation	KANE	ELGIN	03/22/2005	6.84	03/22/2005	\$171,209	First
ResMAE Mortgage Corporation	KANE	ELGIN	04/04/2005	8.25	04/04/2005	\$168,884	First
ResMAE Mortgage Corporation	KANE	ELGIN	04/22/2005	7.4	04/22/2005	\$143,781	First
ResMAE Mortgage Corporation	KANE	ELGIN	05/27/2005	6.99	05/27/2005	\$184,800	First
ResMAE Mortgage Corporation	KANE	ELGIN	04/27/2005	8.445	04/27/2005	\$187,085	First
ResMAE Mortgage Corporation	KANE	ELGIN	05/10/2005	7.62	05/10/2005	\$143,920	First
ResMAE Mortgage Corporation	KANE	ELGIN	05/17/2005	9.345	05/17/2005	\$177,275	First
ResMAE Mortgage Corporation	KANE	ELGIN	05/03/2005	7.695	05/03/2005	\$119,914	First
ResMAE Mortgage Corporation	KANE	ELGIN	06/03/2005	7.12	06/03/2005	\$180,000	First
ResMAE Mortgage Corporation	KANE	ELGIN	02/16/2005	9.5	02/16/2005	\$45,908	Junior
ResMAE Mortgage Corporation	KANE	ELGIN	03/15/2005	11	03/15/2005	\$36,774	Junior
ResMAE Mortgage Corporation	KANE	ELGIN	04/22/2005	10.24	04/22/2005	\$35,970	Junior
ResMAE Mortgage Corporation	KANE	ELGIN	05/27/2005	11	05/27/2005	\$46,184	Junior
ResMAE Mortgage Corporation	KANE	ELGIN	05/10/2005	9.99	05/10/2005	\$35,980	Junior
ResMAE Mortgage Corporation	KANE	ELGIN	05/03/2005	11.3	05/03/2005	\$29,990	Junior
ResMAE Mortgage Corporation	KANE	ELGIN	06/29/2005	8.65	06/29/2005	\$31,780	Junior
ResMAE Mortgage Corporation	KANE	ELGIN	06/03/2005	9.9	06/03/2005	\$45,000	Junior
ResMAE Mortgage Corporation	KANE	ELGIN	05/31/2005	11	05/31/2005	\$38,200	Junior
ResMAE Mortgage Corporation	KANE	MAPLE PARK	03/29/2005	7.12	03/29/2005	\$195,186	First
ResMAE Mortgage Corporation	KANE	MONTGOMERY	04/18/2005	7.52	04/18/2005	\$146,612	First
ResMAE Mortgage Corporation	KANE	MONTGOMERY	04/19/2005	7.65	04/19/2005	\$130,806	First
ResMAE Mortgage Corporation	KANE	MONTGOMERY	04/29/2005	7.745	04/29/2005	\$141,094	First
ResMAE Mortgage Corporation	KANE	MONTGOMERY	06/10/2005	7.02	06/10/2005	\$174,800	First
ResMAE Mortgage Corporation	KANE	MONTGOMERY	06/27/2005	8.99	06/27/2005	\$229,500	First

Statewide High Risk/Interst Loans for the First Half of 2005

ResMAE Mortgage Corporation	KANE	MONTGOMERY	04/18/2005	11.1	04/18/2005	\$36,667	Junior
ResMAE Mortgage Corporation	KANE	MONTGOMERY	04/29/2005	9.9	04/29/2005	\$35,281	Junior
ResMAE Mortgage Corporation	KANE	MONTGOMERY	06/10/2005	10.4	06/10/2005	\$43,700	Junior
ResMAE Mortgage Corporation	KANE	NORTH AURORA	06/21/2005	6.62	06/21/2005	\$232,000	First
ResMAE Mortgage Corporation	KANE	NORTH AURORA	06/21/2005	9.9	06/21/2005	\$58,000	Junior
ResMAE Mortgage Corporation	KANE	SAINT CHARLES	03/29/2005	8.12	03/29/2005	\$474,376	First
ResMAE Mortgage Corporation	KANE	SOUTH ELGIN	03/29/2005	6.575	03/29/2005	\$141,347	First
ResMAE Mortgage Corporation	KANE	SOUTH ELGIN	04/13/2005	6.77	04/13/2005	\$195,920	First
ResMAE Mortgage Corporation	KANE	SOUTH ELGIN	04/19/2005	7.32	04/19/2005	\$186,846	First
ResMAE Mortgage Corporation	KANE	SOUTH ELGIN	06/13/2005	6.47	06/13/2005	\$320,000	First
ResMAE Mortgage Corporation	KANE	SOUTH ELGIN	06/30/2005	6.87	06/30/2005	\$203,200	First
ResMAE Mortgage Corporation	KANE	SOUTH ELGIN	03/29/2005	9.75	03/29/2005	\$35,367	Junior
ResMAE Mortgage Corporation	KANE	SOUTH ELGIN	04/13/2005	11	04/13/2005	\$48,963	Junior
ResMAE Mortgage Corporation	KANE	SOUTH ELGIN	04/19/2005	11.4	04/19/2005	\$46,746	Junior
ResMAE Mortgage Corporation	KANE	SOUTH ELGIN	06/13/2005	9.65	06/13/2005	\$55,000	Junior
ResMAE Mortgage Corporation	KANE	SOUTH ELGIN	06/30/2005	9.9	06/30/2005	\$50,800	Junior
ResMAE Mortgage Corporation	KANE	SUGAR GROVE	04/05/2005	7.52	04/05/2005	\$249,600	First
ResMAE Mortgage Corporation	KANE	SUGAR GROVE	04/05/2005	11.1	04/05/2005	\$62,378	Junior
ResMAE Mortgage Corporation	KANKAKEE	BOURBONNAIS	04/19/2005	8.92	04/19/2005	\$134,925	First
ResMAE Mortgage Corporation	KANKAKEE	KANKAKEE	05/04/2005	6.92	05/04/2005	\$122,898	First
ResMAE Mortgage Corporation	KANKAKEE	KANKAKEE	05/04/2005	11.14	05/04/2005	\$30,739	Junior
ResMAE Mortgage Corporation	KENDALL	OSWEGO	01/26/2005	6.75	01/26/2005	\$176,640	First
ResMAE Mortgage Corporation	KENDALL	OSWEGO	03/31/2005	6.99	03/31/2005	\$288,524	First
ResMAE Mortgage Corporation	KENDALL	OSWEGO	05/19/2005	7.07	05/19/2005	\$80,000	First
ResMAE Mortgage Corporation	KENDALL	OSWEGO	06/29/2005	6.995	06/29/2005	\$154,081	First
ResMAE Mortgage Corporation	KENDALL	OSWEGO	05/19/2005	9.65	05/19/2005	\$20,000	Junior
ResMAE Mortgage Corporation	KENDALL	OSWEGO	06/29/2005	10.9	06/29/2005	\$38,520	Junior
ResMAE Mortgage Corporation	KENDALL	PLANO	05/06/2005	7.495	05/06/2005	\$167,956	First
ResMAE Mortgage Corporation	KENDALL	PLANO	05/27/2005	7.99	05/27/2005	\$190,315	First
ResMAE Mortgage Corporation	KENDALL	PLANO	06/20/2005	7.35	06/20/2005	\$106,600	First
ResMAE Mortgage Corporation	KENDALL	PLANO	05/06/2005	10.65	05/06/2005	\$41,989	Junior
ResMAE Mortgage Corporation	KNOX	GALESBURG	04/13/2005	7.32	04/13/2005	\$74,884	First
ResMAE Mortgage Corporation	LA SALLE	EARLVILLE	05/31/2005	7.395	05/31/2005	\$134,278	First
ResMAE Mortgage Corporation	LA SALLE	EARLVILLE	05/31/2005	10.4	05/31/2005	\$33,581	Junior
ResMAE Mortgage Corporation	LAKE	ANTIOCH	03/30/2005	7.67	03/30/2005	\$200,719	First
ResMAE Mortgage Corporation	LAKE	ANTIOCH	05/18/2005	8.995	05/18/2005	\$232,200	First
ResMAE Mortgage Corporation	LAKE	ANTIOCH	04/28/2005	6.77	04/28/2005	\$211,818	First
ResMAE Mortgage Corporation	LAKE	ANTIOCH	06/15/2005	7.895	06/15/2005	\$202,392	First
ResMAE Mortgage Corporation	LAKE	ANTIOCH	03/30/2005	11.24	03/30/2005	\$50,218	Junior
ResMAE Mortgage Corporation	LAKE	ANTIOCH	04/28/2005	10.4	04/28/2005	\$52,978	Junior

Statewide High Risk/Interst Loans for the First Half of 2005

ResMAE Mortgage Corporation	LAKE	BEACH PARK	04/28/2005	6.745	04/28/2005	\$132,858	First
ResMAE Mortgage Corporation	LAKE	BEACH PARK	06/15/2005	7.82	06/15/2005	\$262,400	First
ResMAE Mortgage Corporation	LAKE	BEACH PARK	03/29/2005	6.77	03/29/2005	\$169,600	First
ResMAE Mortgage Corporation	LAKE	BEACH PARK	03/29/2005	10.5	03/29/2005	\$42,314	Junior
ResMAE Mortgage Corporation	LAKE	BEACH PARK	04/28/2005	10.9	04/28/2005	\$33,232	Junior
ResMAE Mortgage Corporation	LAKE	BEACH PARK	06/15/2005	11.14	06/15/2005	\$49,200	Junior
ResMAE Mortgage Corporation	LAKE	DEERFIELD	04/29/2005	7.27	04/29/2005	\$244,000	First
ResMAE Mortgage Corporation	LAKE	DEERFIELD	04/29/2005	11	04/29/2005	\$60,978	Junior
ResMAE Mortgage Corporation	LAKE	FOX LAKE	03/09/2005	7.19	03/09/2005	\$111,750	First
ResMAE Mortgage Corporation	LAKE	GRAYSLAKE	11/08/2004	7.99	11/08/2004	\$163,377	First
ResMAE Mortgage Corporation	LAKE	GRAYSLAKE	04/22/2005	9.57	04/22/2005	\$271,567	First
ResMAE Mortgage Corporation	LAKE	GRAYSLAKE	06/29/2005	6.395	06/29/2005	\$191,700	First
ResMAE Mortgage Corporation	LAKE	GREEN OAKS	04/29/2005	7	04/29/2005	\$159,000	First
ResMAE Mortgage Corporation	LAKE	GURNEE	01/27/2004	8.67	01/27/2004	\$103,511	First
ResMAE Mortgage Corporation	LAKE	GURNEE	03/29/2005	7.99	03/29/2005	\$134,400	First
ResMAE Mortgage Corporation	LAKE	GURNEE	04/06/2005	6.5	04/06/2005	\$261,126	First
ResMAE Mortgage Corporation	LAKE	GURNEE	05/09/2005	7.37	05/09/2005	\$150,160	First
ResMAE Mortgage Corporation	LAKE	GURNEE	03/29/2005	11.1	03/29/2005	\$33,576	Junior
ResMAE Mortgage Corporation	LAKE	GURNEE	04/06/2005	9.99	04/06/2005	\$65,342	Junior
ResMAE Mortgage Corporation	LAKE	GURNEE	05/09/2005	11	05/09/2005	\$37,540	Junior
ResMAE Mortgage Corporation	LAKE	HAINESVILLE	06/10/2005	7.05	06/10/2005	\$166,500	First
ResMAE Mortgage Corporation	LAKE	INGLESIDE	05/17/2005	8.99	05/17/2005	\$207,000	First
ResMAE Mortgage Corporation	LAKE	INGLESIDE	06/16/2005	7.795	06/16/2005	\$157,250	First
ResMAE Mortgage Corporation	LAKE	ISLAND LAKE	06/03/2005	8.595	06/03/2005	\$199,500	First
ResMAE Mortgage Corporation	LAKE	LAKE FOREST	03/31/2005	8.72	03/31/2005	\$625,000	First
ResMAE Mortgage Corporation	LAKE	LIBERTYVILLE	04/27/2005	8.75	04/27/2005	\$283,725	First
ResMAE Mortgage Corporation	LAKE	LIBERTYVILLE	04/14/2005	6.49	04/14/2005	\$323,551	First
ResMAE Mortgage Corporation	LAKE	LIBERTYVILLE	04/25/2005	7.79	04/25/2005	\$422,500	First
ResMAE Mortgage Corporation	LAKE	LINDENHURST	03/28/2005	6.27	03/28/2005	\$141,523	First
ResMAE Mortgage Corporation	LAKE	LINDENHURST	03/28/2005	10.5	03/28/2005	\$35,230	Junior
ResMAE Mortgage Corporation	LAKE	NORTH CHICAGO	04/20/2005	6.87	04/20/2005	\$119,899	First
ResMAE Mortgage Corporation	LAKE	NORTH CHICAGO	06/29/2005	7.67	06/29/2005	\$128,000	First
ResMAE Mortgage Corporation	LAKE	NORTH CHICAGO	04/20/2005	10	04/20/2005	\$22,490	Junior
ResMAE Mortgage Corporation	LAKE	NORTH CHICAGO	06/29/2005	11.14	06/29/2005	\$32,000	Junior
ResMAE Mortgage Corporation	LAKE	ROUND LAKE	06/03/2005	7.12	06/03/2005	\$212,000	First
ResMAE Mortgage Corporation	LAKE	ROUND LAKE	04/28/2005	7.12	04/28/2005	\$157,074	First
ResMAE Mortgage Corporation	LAKE	ROUND LAKE	04/22/2005	8.17	04/22/2005	\$301,737	First
ResMAE Mortgage Corporation	LAKE	ROUND LAKE	04/07/2005	7.77	04/07/2005	\$157,185	First
ResMAE Mortgage Corporation	LAKE	ROUND LAKE	05/31/2005	9.12	05/31/2005	\$232,626	First
ResMAE Mortgage Corporation	LAKE	ROUND LAKE	06/03/2005	10.9	06/03/2005	\$53,000	Junior

Statewide High Risk/Interst Loans for the First Half of 2005

ResMAE Mortgage Corporation	LAKE	ROUND LAKE	04/28/2005	10.65	04/28/2005	\$39,267	Junior
ResMAE Mortgage Corporation	LAKE	ROUND LAKE	04/07/2005	11.1	04/07/2005	\$39,310	Junior
ResMAE Mortgage Corporation	LAKE	ROUND LAKE BEACH	03/29/2005	7.27	03/29/2005	\$109,829	First
ResMAE Mortgage Corporation	LAKE	ROUND LAKE BEACH	04/01/2005	6.57	04/01/2005	\$131,764	First
ResMAE Mortgage Corporation	LAKE	ROUND LAKE BEACH	03/29/2005	11.1	03/29/2005	\$27,481	Junior
ResMAE Mortgage Corporation	LAKE	ROUND LAKE HEIGHTS	05/27/2005	6.87	05/27/2005	\$115,103	First
ResMAE Mortgage Corporation	LAKE	ROUND LAKE HEIGHTS	05/27/2005	9.9	05/27/2005	\$28,787	Junior
ResMAE Mortgage Corporation	LAKE	VERNON HILLS	04/15/2005	7.25	04/15/2005	\$260,000	First
ResMAE Mortgage Corporation	LAKE	VERNON HILLS	06/29/2005	7.17	06/29/2005	\$244,000	First
ResMAE Mortgage Corporation	LAKE	VERNON HILLS	04/15/2005	11.1	04/15/2005	\$64,977	Junior
ResMAE Mortgage Corporation	LAKE	VERNON HILLS	06/29/2005	11.14	06/29/2005	\$61,000	Junior
ResMAE Mortgage Corporation	LAKE	WAUCONDA	03/28/2005	6.25	03/28/2005	\$314,144	First
ResMAE Mortgage Corporation	LAKE	WAUKEGAN	06/24/2004	6.05	06/24/2004	\$128,000	First
ResMAE Mortgage Corporation	LAKE	WAUKEGAN	02/18/2005	8.75	02/18/2005	\$154,581	First
ResMAE Mortgage Corporation	LAKE	WAUKEGAN	04/13/2005	6.97	04/13/2005	\$97,919	First
ResMAE Mortgage Corporation	LAKE	WAUKEGAN	04/05/2005	7.92	04/05/2005	\$111,726	First
ResMAE Mortgage Corporation	LAKE	WAUKEGAN	04/26/2005	7.12	04/26/2005	\$175,920	First
ResMAE Mortgage Corporation	LAKE	WAUKEGAN	05/02/2005	6.645	05/02/2005	\$77,600	First
ResMAE Mortgage Corporation	LAKE	WAUKEGAN	06/02/2005	9.12	06/02/2005	\$119,541	First
ResMAE Mortgage Corporation	LAKE	WAUKEGAN	06/21/2005	8.42	06/21/2005	\$130,500	First
ResMAE Mortgage Corporation	LAKE	WAUKEGAN	06/30/2005	7.145	06/30/2005	\$127,500	First
ResMAE Mortgage Corporation	LAKE	WAUKEGAN	03/28/2005	7.35	03/28/2005	\$127,297	First
ResMAE Mortgage Corporation	LAKE	WAUKEGAN	04/13/2005	8.5	04/13/2005	\$179,891	First
ResMAE Mortgage Corporation	LAKE	WAUKEGAN	03/31/2005	7.77	03/31/2005	\$95,865	First
ResMAE Mortgage Corporation	LAKE	WAUKEGAN	06/24/2004	9.89	06/24/2004	\$30,490	Junior
ResMAE Mortgage Corporation	LAKE	WAUKEGAN	04/05/2005	11.24	04/05/2005	\$27,947	Junior
ResMAE Mortgage Corporation	LAKE	WAUKEGAN	03/31/2005	11.1	03/31/2005	\$23,983	Junior
ResMAE Mortgage Corporation	LAKE	WAUKEGAN	04/26/2005	9.9	04/26/2005	\$43,940	Junior
ResMAE Mortgage Corporation	LAKE	WAUKEGAN	05/02/2005	10.4	05/02/2005	\$19,400	Junior
ResMAE Mortgage Corporation	LAKE	WILMETTE	04/29/2005	8.77	04/29/2005	\$279,840	First
ResMAE Mortgage Corporation	LAKE	ZION	05/04/2005	7.9	05/04/2005	\$195,000	First
ResMAE Mortgage Corporation	LAKE	ZION	06/14/2005	9.99	06/14/2005	\$127,500	First
ResMAE Mortgage Corporation	LAKE	ZION	08/27/2004	10.47	08/27/2004	\$36,862	Junior
ResMAE Mortgage Corporation	LASALLE	MENDOTA	03/11/2005	7.32	03/11/2005	\$89,861	First
ResMAE Mortgage Corporation	LASALLE	MILLINGTON	03/15/2005	7.34	03/15/2005	\$97,350	First
ResMAE Mortgage Corporation	LASALLE	MILLINGTON	06/02/2005	7.25	06/02/2005	\$192,000	First
ResMAE Mortgage Corporation	LEE	PAW PAW	03/03/2005	6.97	03/03/2005	\$51,073	First
ResMAE Mortgage Corporation	LEE	PAW PAW	03/03/2005	9.75	03/03/2005	\$12,788	Junior
ResMAE Mortgage Corporation	MADISON	ALTON	01/28/2005	7.7	01/28/2005	\$52,050	First
ResMAE Mortgage Corporation	MADISON	ALTON	03/31/2005	7.47	03/31/2005	\$85,472	First

Statewide High Risk/Interst Loans for the First Half of 2005

ResMAE Mortgage Corporation	MADISON	ALTON	06/16/2005	9.345	06/16/2005	\$137,750	First
ResMAE Mortgage Corporation	MADISON	ALTON	03/31/2005	10.24	03/31/2005	\$21,382	Junior
ResMAE Mortgage Corporation	MADISON	BETHALTO	05/25/2005	7.75	05/25/2005	\$126,000	First
ResMAE Mortgage Corporation	MADISON	EAST ALTON	05/09/2005	7.795	05/09/2005	\$74,268	First
ResMAE Mortgage Corporation	MADISON	EAST ALTON	06/10/2005	7.7	06/10/2005	\$72,800	First
ResMAE Mortgage Corporation	MADISON	EAST ALTON	05/09/2005	11.14	05/09/2005	\$18,574	Junior
ResMAE Mortgage Corporation	MADISON	EAST ALTON	06/10/2005	10.9	06/10/2005	\$18,200	Junior
ResMAE Mortgage Corporation	MADISON	EDWARDSVILLE	04/18/2005	6.37	04/18/2005	\$91,030	First
ResMAE Mortgage Corporation	MADISON	EDWARDSVILLE	05/18/2005	7.5	05/18/2005	\$159,120	First
ResMAE Mortgage Corporation	MADISON	EDWARDSVILLE	04/18/2005	10.14	04/18/2005	\$22,780	Junior
ResMAE Mortgage Corporation	MADISON	EDWARDSVILLE	05/18/2005	10.65	05/18/2005	\$39,780	Junior
ResMAE Mortgage Corporation	MADISON	TROY	04/29/2005	8.87	04/29/2005	\$123,410	First
ResMAE Mortgage Corporation	MCHENRY	ALGONQUIN	03/08/2005	6.87	03/08/2005	\$197,600	First
ResMAE Mortgage Corporation	MCHENRY	ALGONQUIN	04/05/2005	6.77	04/05/2005	\$211,319	First
ResMAE Mortgage Corporation	MCHENRY	ALGONQUIN	05/25/2005	7.52	05/25/2005	\$149,489	First
ResMAE Mortgage Corporation	MCHENRY	ALGONQUIN	03/08/2005	8.75	03/08/2005	\$37,007	Junior
ResMAE Mortgage Corporation	MCHENRY	ALGONQUIN	05/25/2005	11	05/25/2005	\$37,387	Junior
ResMAE Mortgage Corporation	McHENRY	CARY	06/01/2005	8.47	06/01/2005	\$218,875	First
ResMAE Mortgage Corporation	McHENRY	CARY	05/27/2005	6.35	05/27/2005	\$165,520	First
ResMAE Mortgage Corporation	McHENRY	CARY	05/27/2005	9.14	05/27/2005	\$41,380	Junior
ResMAE Mortgage Corporation	McHENRY	CRYSTAL LAKE	03/28/2005	7.87	03/28/2005	\$143,801	First
ResMAE Mortgage Corporation	McHENRY	CRYSTAL LAKE	05/10/2005	8.945	05/10/2005	\$121,433	First
ResMAE Mortgage Corporation	McHENRY	CRYSTAL LAKE	04/08/2005	6.99	04/08/2005	\$195,178	First
ResMAE Mortgage Corporation	McHENRY	CRYSTAL LAKE	05/16/2005	9.545	05/16/2005	\$132,000	First
ResMAE Mortgage Corporation	McHENRY	CRYSTAL LAKE	03/28/2005	11.4	03/28/2005	\$35,976	Junior
ResMAE Mortgage Corporation	McHENRY	HARVARD	04/29/2005	9.25	04/29/2005	\$107,138	First
ResMAE Mortgage Corporation	MCHENRY	LAKE IN THE HILLS	01/01/2000	6.87	07/23/2004	\$154,208	First
ResMAE Mortgage Corporation	MCHENRY	LAKE IN THE HILLS	06/21/2005	6.07	06/21/2005	\$152,000	First
ResMAE Mortgage Corporation	MCHENRY	LAKE IN THE HILLS	06/21/2005	10.25	06/21/2005	\$38,000	Junior
ResMAE Mortgage Corporation	MCHENRY	MARENGO	03/15/2005	7.75	03/15/2005	\$167,762	First
ResMAE Mortgage Corporation	MCHENRY	MARENGO	03/22/2005	6.9	03/22/2005	\$403,189	First
ResMAE Mortgage Corporation	MCHENRY	MARENGO	04/13/2005	6.77	04/13/2005	\$156,666	First
ResMAE Mortgage Corporation	MCHENRY	MARENGO	06/06/2005	7.445	06/06/2005	\$116,000	First
ResMAE Mortgage Corporation	MCHENRY	MARENGO	04/13/2005	10.5	04/13/2005	\$39,184	Junior
ResMAE Mortgage Corporation	MCHENRY	MARENGO	06/06/2005	11.3	06/06/2005	\$29,000	Junior
ResMAE Mortgage Corporation	McHENRY	MCHENRY	04/04/2005	6.82	04/04/2005	\$191,837	First
ResMAE Mortgage Corporation	McHENRY	MCHENRY	04/29/2005	7.7	04/29/2005	\$149,493	First
ResMAE Mortgage Corporation	McHENRY	MCHENRY	04/04/2005	9.75	04/04/2005	\$47,978	Junior
ResMAE Mortgage Corporation	McHENRY	MCHENRY	04/29/2005	10.74	04/29/2005	\$37,386	Junior
ResMAE Mortgage Corporation	MCHENRY	WONDER LAKE	05/10/2005	7.7	05/10/2005	\$140,250	First

Statewide High Risk/Interst Loans for the First Half of 2005

ResMAE Mortgage Corporation	MCHENRY	WOODSTOCK	04/13/2005	7.12	04/13/2005	\$139,888	First
ResMAE Mortgage Corporation	MCHENRY	WOODSTOCK	05/20/2005	6.7	05/20/2005	\$74,735	First
ResMAE Mortgage Corporation	MCHENRY	WOODSTOCK	04/13/2005	10.65	04/13/2005	\$34,987	Junior
ResMAE Mortgage Corporation	MCHENRY	WOODSTOCK	05/20/2005	9.14	05/20/2005	\$18,690	Junior
ResMAE Mortgage Corporation	MCLEAN	BLOOMINGTON	02/25/2005	7.47	02/25/2005	\$98,775	First
ResMAE Mortgage Corporation	MCLEAN	BLOOMINGTON	06/24/2005	7.27	06/24/2005	\$313,600	First
ResMAE Mortgage Corporation	MCLEAN	BLOOMINGTON	06/24/2005	10.65	06/24/2005	\$78,400	Junior
ResMAE Mortgage Corporation	ST. CLAIR	BELLEVILLE	03/09/2005	6.8	03/09/2005	\$163,200	First
ResMAE Mortgage Corporation	ST. CLAIR	BELLEVILLE	04/25/2005	6.9	04/25/2005	\$63,892	First
ResMAE Mortgage Corporation	ST. CLAIR	BELLEVILLE	04/07/2005	7.7	04/07/2005	\$182,139	First
ResMAE Mortgage Corporation	ST. CLAIR	BELLEVILLE	05/16/2005	9.45	05/16/2005	\$101,650	First
ResMAE Mortgage Corporation	ST. CLAIR	BELLEVILLE	05/13/2005	7.47	05/13/2005	\$52,056	First
ResMAE Mortgage Corporation	ST. CLAIR	BELLEVILLE	06/06/2005	9.45	06/06/2005	\$77,775	First
ResMAE Mortgage Corporation	ST. CLAIR	BELLEVILLE	03/09/2005	10.92	03/09/2005	\$40,755	Junior
ResMAE Mortgage Corporation	ST. CLAIR	BELLEVILLE	05/13/2005	11.3	05/13/2005	\$13,014	Junior
ResMAE Mortgage Corporation	ST. CLAIR	BELLEVILLE	04/25/2005	10.9	04/25/2005	\$15,987	Junior
ResMAE Mortgage Corporation	ST. CLAIR	BELLEVILLE	04/07/2005	11	04/07/2005	\$45,584	Junior
ResMAE Mortgage Corporation	ST. CLAIR	CAHOKIA	04/21/2005	7.75	04/21/2005	\$71,200	First
ResMAE Mortgage Corporation	ST. CLAIR	DUPO	05/25/2005	7.67	05/25/2005	\$87,400	First
ResMAE Mortgage Corporation	ST. CLAIR	DUPO	05/25/2005	11.15	05/25/2005	\$21,850	Junior
ResMAE Mortgage Corporation	ST. CLAIR	EAST ST. LOUIS	03/23/2005	7.37	03/23/2005	\$51,921	First
ResMAE Mortgage Corporation	ST. CLAIR	O FALLON	06/09/2005	7.8	06/09/2005	\$66,400	First
ResMAE Mortgage Corporation	ST. CLAIR	O FALLON	06/09/2005	11	06/09/2005	\$16,600	Junior
ResMAE Mortgage Corporation	TAZEWELL	PEKIN	03/30/2005	8.19	03/30/2005	\$61,121	First
ResMAE Mortgage Corporation	VERMILION	DARIEN	06/21/2005	7.22	06/21/2005	\$200,000	First
ResMAE Mortgage Corporation	VERMILION	DARIEN	06/17/2005	7.245	06/17/2005	\$156,000	First
ResMAE Mortgage Corporation	VERMILION	DARIEN	06/17/2005	10.9	06/17/2005	\$39,000	Junior
ResMAE Mortgage Corporation	WHITESIDE	MORRISON	06/13/2005	7.7	06/13/2005	\$76,500	First
ResMAE Mortgage Corporation	WILL	BOLINGBROOK	03/28/2005	7.35	03/28/2005	\$119,816	First
ResMAE Mortgage Corporation	WILL	BOLINGBROOK	04/29/2005	7.495	04/29/2005	\$186,721	First
ResMAE Mortgage Corporation	WILL	BOLINGBROOK	04/15/2005	6.67	04/15/2005	\$237,600	First
ResMAE Mortgage Corporation	WILL	BOLINGBROOK	03/18/2005	7.02	03/18/2005	\$166,926	First
ResMAE Mortgage Corporation	WILL	BOLINGBROOK	03/09/2005	7.37	03/09/2005	\$145,977	First
ResMAE Mortgage Corporation	WILL	BOLINGBROOK	03/21/2005	6.02	03/21/2005	\$232,517	First
ResMAE Mortgage Corporation	WILL	BOLINGBROOK	04/20/2005	7.8	04/20/2005	\$178,375	First
ResMAE Mortgage Corporation	WILL	BOLINGBROOK	04/26/2005	7.17	04/26/2005	\$124,522	First
ResMAE Mortgage Corporation	WILL	BOLINGBROOK	04/05/2005	7.27	04/05/2005	\$159,076	First
ResMAE Mortgage Corporation	WILL	BOLINGBROOK	04/21/2005	7.55	04/21/2005	\$149,600	First
ResMAE Mortgage Corporation	WILL	BOLINGBROOK	04/22/2005	9.57	04/22/2005	\$118,692	First
ResMAE Mortgage Corporation	WILL	BOLINGBROOK	04/14/2005	7	04/14/2005	\$158,270	First

Statewide High Risk/Interst Loans for the First Half of 2005

ResMAE Mortgage Corporation	WILL	BOLINGBROOK	04/27/2005	7.99	04/27/2005	\$243,821	First
ResMAE Mortgage Corporation	WILL	BOLINGBROOK	04/22/2005	6.25	04/22/2005	\$264,000	First
ResMAE Mortgage Corporation	WILL	BOLINGBROOK	04/29/2005	6.79	04/29/2005	\$230,564	First
ResMAE Mortgage Corporation	WILL	BOLINGBROOK	04/28/2005	6.5	04/28/2005	\$149,065	First
ResMAE Mortgage Corporation	WILL	BOLINGBROOK	05/26/2005	6.32	05/26/2005	\$140,000	First
ResMAE Mortgage Corporation	WILL	BOLINGBROOK	05/16/2005	6.6	05/16/2005	\$154,400	First
ResMAE Mortgage Corporation	WILL	BOLINGBROOK	05/24/2005	8.97	05/24/2005	\$314,500	First
ResMAE Mortgage Corporation	WILL	BOLINGBROOK	06/03/2005	7	06/03/2005	\$135,600	First
ResMAE Mortgage Corporation	WILL	BOLINGBROOK	06/10/2005	6.395	06/10/2005	\$116,000	First
ResMAE Mortgage Corporation	WILL	BOLINGBROOK	06/21/2005	7.445	06/21/2005	\$169,600	First
ResMAE Mortgage Corporation	WILL	BOLINGBROOK	06/17/2005	8.145	06/17/2005	\$175,500	First
ResMAE Mortgage Corporation	WILL	BOLINGBROOK	03/23/2005	7.22	03/23/2005	\$327,234	First
ResMAE Mortgage Corporation	WILL	BOLINGBROOK	04/01/2005	6.5	04/01/2005	\$151,783	First
ResMAE Mortgage Corporation	WILL	BOLINGBROOK	04/15/2005	11.24	04/15/2005	\$59,380	Junior
ResMAE Mortgage Corporation	WILL	BOLINGBROOK	03/18/2005	11.24	03/18/2005	\$41,772	Junior
ResMAE Mortgage Corporation	WILL	BOLINGBROOK	04/26/2005	10.89	04/26/2005	\$31,157	Junior
ResMAE Mortgage Corporation	WILL	BOLINGBROOK	04/01/2005	10	04/01/2005	\$37,963	Junior
ResMAE Mortgage Corporation	WILL	BOLINGBROOK	04/21/2005	11.1	04/21/2005	\$37,374	Junior
ResMAE Mortgage Corporation	WILL	BOLINGBROOK	04/05/2005	10.75	04/05/2005	\$39,785	Junior
ResMAE Mortgage Corporation	WILL	BOLINGBROOK	04/14/2005	11.24	04/14/2005	\$39,587	Junior
ResMAE Mortgage Corporation	WILL	BOLINGBROOK	04/22/2005	10.75	04/22/2005	\$65,975	Junior
ResMAE Mortgage Corporation	WILL	BOLINGBROOK	04/29/2005	10.65	04/29/2005	\$57,695	Junior
ResMAE Mortgage Corporation	WILL	BOLINGBROOK	04/28/2005	10.4	04/28/2005	\$37,285	Junior
ResMAE Mortgage Corporation	WILL	BOLINGBROOK	05/26/2005	10.4	05/26/2005	\$35,000	Junior
ResMAE Mortgage Corporation	WILL	BOLINGBROOK	05/16/2005	9.65	05/16/2005	\$38,274	Junior
ResMAE Mortgage Corporation	WILL	BOLINGBROOK	06/03/2005	11	06/03/2005	\$33,900	Junior
ResMAE Mortgage Corporation	WILL	BOLINGBROOK	06/10/2005	10.4	06/10/2005	\$29,000	Junior
ResMAE Mortgage Corporation	WILL	BOLINGBROOK	06/21/2005	11.3	06/21/2005	\$42,400	Junior
ResMAE Mortgage Corporation	WILL	CHANNAHON	03/31/2005	7.85	03/31/2005	\$182,496	First
ResMAE Mortgage Corporation	WILL	CREST HILL	04/06/2005	6.72	04/06/2005	\$209,336	First
ResMAE Mortgage Corporation	WILL	CRESTWOOD	04/20/2005	7.79	04/20/2005	\$193,000	First
ResMAE Mortgage Corporation	WILL	CRETE	03/11/2005	6.77	03/11/2005	\$223,607	First
ResMAE Mortgage Corporation	WILL	CRETE	05/19/2005	7.495	05/19/2005	\$248,800	First
ResMAE Mortgage Corporation	WILL	CRETE	03/11/2005	10.64	03/11/2005	\$55,955	Junior
ResMAE Mortgage Corporation	WILL	CRETE	05/19/2005	10.65	05/19/2005	\$62,176	Junior
ResMAE Mortgage Corporation	WILL	FRANKFORT	04/29/2005	8.52	04/29/2005	\$370,000	First
ResMAE Mortgage Corporation	WILL	HOMER GLEN	10/20/2004	6.55	10/20/2004	\$216,000	First
ResMAE Mortgage Corporation	WILL	HOMER GLEN	03/07/2005	7.77	03/07/2005	\$264,826	First
ResMAE Mortgage Corporation	WILL	HOMER GLEN	04/08/2005	6.67	04/08/2005	\$192,781	First
ResMAE Mortgage Corporation	WILL	JOLIET	02/17/2004	7.52	02/17/2004	\$176,140	First

Statewide High Risk/Interst Loans for the First Half of 2005

ResMAE Mortgage Corporation	WILL	JOLIET	03/23/2005	9.22	03/23/2005	\$142,309	First
ResMAE Mortgage Corporation	WILL	JOLIET	03/10/2005	7.99	03/10/2005	\$184,251	First
ResMAE Mortgage Corporation	WILL	JOLIET	04/21/2005	6.03	04/21/2005	\$127,805	First
ResMAE Mortgage Corporation	WILL	JOLIET	04/11/2005	7.57	04/11/2005	\$127,460	First
ResMAE Mortgage Corporation	WILL	JOLIET	06/15/2005	8.495	06/15/2005	\$214,400	First
ResMAE Mortgage Corporation	WILL	JOLIET	12/06/2004	6.5	12/06/2004	\$139,360	First
ResMAE Mortgage Corporation	WILL	JOLIET	05/13/2005	7.645	05/13/2005	\$186,790	First
ResMAE Mortgage Corporation	WILL	JOLIET	05/13/2005	6.99	05/13/2005	\$91,924	First
ResMAE Mortgage Corporation	WILL	JOLIET	03/11/2005	8.32	03/11/2005	\$58,426	First
ResMAE Mortgage Corporation	WILL	JOLIET	04/05/2005	6.82	04/05/2005	\$95,836	First
ResMAE Mortgage Corporation	WILL	JOLIET	06/06/2005	7.02	06/06/2005	\$135,920	First
ResMAE Mortgage Corporation	WILL	JOLIET	05/31/2005	6.885	05/31/2005	\$144,000	First
ResMAE Mortgage Corporation	WILL	JOLIET	06/06/2005	7.49	06/06/2005	\$97,600	First
ResMAE Mortgage Corporation	WILL	JOLIET	11/30/2004	8.275	11/30/2004	\$170,450	First
ResMAE Mortgage Corporation	WILL	JOLIET	03/25/2005	6.97	03/25/2005	\$220,086	First
ResMAE Mortgage Corporation	WILL	JOLIET	04/08/2005	7.99	04/08/2005	\$146,901	First
ResMAE Mortgage Corporation	WILL	JOLIET	04/29/2005	7.03	04/29/2005	\$177,855	First
ResMAE Mortgage Corporation	WILL	JOLIET	04/27/2005	7.9	04/27/2005	\$175,879	First
ResMAE Mortgage Corporation	WILL	JOLIET	05/06/2005	8.5	05/06/2005	\$205,787	First
ResMAE Mortgage Corporation	WILL	JOLIET	06/14/2005	7.745	06/14/2005	\$76,000	First
ResMAE Mortgage Corporation	WILL	JOLIET	06/10/2005	6.95	06/10/2005	\$129,120	First
ResMAE Mortgage Corporation	WILL	JOLIET	06/15/2005	6.3	06/15/2005	\$103,600	First
ResMAE Mortgage Corporation	WILL	JOLIET	06/30/2005	7.77	06/30/2005	\$127,920	First
ResMAE Mortgage Corporation	WILL	JOLIET	05/25/2004	10.12	05/25/2004	\$139,567	First
ResMAE Mortgage Corporation	WILL	JOLIET	04/27/2005	6.5	04/27/2005	\$79,428	First
ResMAE Mortgage Corporation	WILL	JOLIET	05/31/2005	7.745	05/31/2005	\$52,000	First
ResMAE Mortgage Corporation	WILL	JOLIET	06/29/2005	7.67	06/29/2005	\$86,250	First
ResMAE Mortgage Corporation	WILL	JOLIET	06/22/2005	8.42	06/22/2005	\$82,000	First
ResMAE Mortgage Corporation	WILL	JOLIET	06/22/2005	8.42	06/22/2005	\$84,000	First
ResMAE Mortgage Corporation	WILL	JOLIET	06/10/2005	6.82	06/10/2005	\$127,200	First
ResMAE Mortgage Corporation	WILL	JOLIET	04/21/2005	11.4	04/21/2005	\$31,941	Junior
ResMAE Mortgage Corporation	WILL	JOLIET	04/29/2005	10.14	04/29/2005	\$44,481	Junior
ResMAE Mortgage Corporation	WILL	JOLIET	04/05/2005	11.4	04/05/2005	\$23,984	Junior
ResMAE Mortgage Corporation	WILL	JOLIET	05/13/2005	11	05/13/2005	\$46,714	Junior
ResMAE Mortgage Corporation	WILL	JOLIET	05/13/2005	10.4	05/13/2005	\$22,991	Junior
ResMAE Mortgage Corporation	WILL	JOLIET	06/14/2005	9.9	06/14/2005	\$19,000	Junior
ResMAE Mortgage Corporation	WILL	JOLIET	06/06/2005	10.4	06/06/2005	\$33,980	Junior
ResMAE Mortgage Corporation	WILL	JOLIET	05/31/2005	10.4	05/31/2005	\$36,000	Junior
ResMAE Mortgage Corporation	WILL	JOLIET	06/10/2005	11.14	06/10/2005	\$32,280	Junior
ResMAE Mortgage Corporation	WILL	JOLIET	06/15/2005	10.14	06/15/2005	\$19,425	Junior

Statewide High Risk/Interst Loans for the First Half of 2005

ResMAE Mortgage Corporation	WILL	JOLIET	06/06/2005	11.14	06/06/2005	\$24,400	Junior
ResMAE Mortgage Corporation	WILL	JOLIET	06/10/2005	11.3	06/10/2005	\$31,800	Junior
ResMAE Mortgage Corporation	WILL	JOLIET	06/30/2005	11.14	06/30/2005	\$31,980	Junior
ResMAE Mortgage Corporation	WILL	LOCKPORT	05/25/2005	7.245	05/25/2005	\$166,400	First
ResMAE Mortgage Corporation	WILL	LOCKPORT	06/14/2005	7	06/14/2005	\$89,600	First
ResMAE Mortgage Corporation	WILL	LOCKPORT	05/25/2005	10.9	05/25/2005	\$41,585	Junior
ResMAE Mortgage Corporation	WILL	LOCKPORT	06/14/2005	10.4	06/14/2005	\$22,400	Junior
ResMAE Mortgage Corporation	WILL	MOKENA	04/25/2005	7.995	04/25/2005	\$297,300	First
ResMAE Mortgage Corporation	WILL	MOKENA	04/13/2005	7.87	04/13/2005	\$165,636	First
ResMAE Mortgage Corporation	WILL	MONEE	03/31/2005	6.62	03/31/2005	\$499,558	First
ResMAE Mortgage Corporation	WILL	MONEE	03/31/2005	10	03/31/2005	\$124,945	Junior
ResMAE Mortgage Corporation	WILL	NEW LENOX	05/09/2005	8.87	05/09/2005	\$191,143	First
ResMAE Mortgage Corporation	WILL	PLAINFIELD	02/28/2005	7.5	02/28/2005	\$207,120	First
ResMAE Mortgage Corporation	WILL	PLAINFIELD	03/18/2005	7.67	03/18/2005	\$166,959	First
ResMAE Mortgage Corporation	WILL	PLAINFIELD	03/29/2005	9.14	03/29/2005	\$171,018	First
ResMAE Mortgage Corporation	WILL	PLAINFIELD	03/31/2005	6.75	03/31/2005	\$336,000	First
ResMAE Mortgage Corporation	WILL	PLAINFIELD	05/31/2005	8.975	05/31/2005	\$228,000	First
ResMAE Mortgage Corporation	WILL	PLAINFIELD	03/31/2005	7.82	03/31/2005	\$198,123	First
ResMAE Mortgage Corporation	WILL	PLAINFIELD	05/04/2005	7.27	05/04/2005	\$130,000	First
ResMAE Mortgage Corporation	WILL	PLAINFIELD	05/03/2005	6.5	05/03/2005	\$197,821	First
ResMAE Mortgage Corporation	WILL	PLAINFIELD	05/05/2005	6.745	05/05/2005	\$185,840	First
ResMAE Mortgage Corporation	WILL	PLAINFIELD	04/22/2005	7.2	04/22/2005	\$155,577	First
ResMAE Mortgage Corporation	WILL	PLAINFIELD	05/04/2005	7.85	05/04/2005	\$172,800	First
ResMAE Mortgage Corporation	WILL	PLAINFIELD	06/03/2005	7.9	06/03/2005	\$441,332	First
ResMAE Mortgage Corporation	WILL	PLAINFIELD	06/16/2005	7.045	06/16/2005	\$191,700	First
ResMAE Mortgage Corporation	WILL	PLAINFIELD	06/28/2005	6.37	06/28/2005	\$231,200	First
ResMAE Mortgage Corporation	WILL	PLAINFIELD	06/22/2005	6.25	06/22/2005	\$160,904	First
ResMAE Mortgage Corporation	WILL	PLAINFIELD	05/25/2005	7.27	05/25/2005	\$122,705	First
ResMAE Mortgage Corporation	WILL	PLAINFIELD	06/08/2005	8.55	06/08/2005	\$139,500	First
ResMAE Mortgage Corporation	WILL	PLAINFIELD	06/03/2005	7.99	06/03/2005	\$180,500	First
ResMAE Mortgage Corporation	WILL	PLAINFIELD	06/30/2005	7.42	06/30/2005	\$183,200	First
ResMAE Mortgage Corporation	WILL	PLAINFIELD	06/30/2005	7.22	06/30/2005	\$140,000	First
ResMAE Mortgage Corporation	WILL	PLAINFIELD	06/08/2005	6.945	06/08/2005	\$197,200	First
ResMAE Mortgage Corporation	WILL	PLAINFIELD	02/28/2005	10.75	02/28/2005	\$51,720	Junior
ResMAE Mortgage Corporation	WILL	PLAINFIELD	03/18/2005	11.24	03/18/2005	\$41,772	Junior
ResMAE Mortgage Corporation	WILL	PLAINFIELD	03/31/2005	11	03/31/2005	\$84,000	Junior
ResMAE Mortgage Corporation	WILL	PLAINFIELD	05/04/2005	9.7	05/04/2005	\$32,500	Junior
ResMAE Mortgage Corporation	WILL	PLAINFIELD	05/05/2005	10.65	05/05/2005	\$46,460	Junior
ResMAE Mortgage Corporation	WILL	PLAINFIELD	05/04/2005	11.14	05/04/2005	\$43,200	Junior
ResMAE Mortgage Corporation	WILL	PLAINFIELD	05/17/2005	8.65	05/17/2005	\$48,000	Junior

Statewide High Risk/Interst Loans for the First Half of 2005

ResMAE Mortgage Corporation	WILL	PLAINFIELD	06/08/2005	11.3	06/08/2005	\$49,300	Junior
ResMAE Mortgage Corporation	WILL	PLAINFIELD	06/28/2005	10.25	06/28/2005	\$57,800	Junior
ResMAE Mortgage Corporation	WILL	PLAINFIELD	06/22/2005	9.65	06/22/2005	\$40,226	Junior
ResMAE Mortgage Corporation	WILL	PLAINFIELD	05/25/2005	10.4	05/25/2005	\$30,688	Junior
ResMAE Mortgage Corporation	WILL	PLAINFIELD	06/24/2005	9.14	06/24/2005	\$33,000	Junior
ResMAE Mortgage Corporation	WILL	PLAINFIELD	06/30/2005	11.14	06/30/2005	\$45,800	Junior
ResMAE Mortgage Corporation	WILL	PLAINFIELD	06/30/2005	10.14	06/30/2005	\$35,000	Junior
ResMAE Mortgage Corporation	WILL	ROCKDALE	04/29/2005	6.99	04/29/2005	\$134,889	First
ResMAE Mortgage Corporation	WILL	ROMEONVILLE	06/24/2005	7.85	06/24/2005	\$147,250	First
ResMAE Mortgage Corporation	WILL	ROMEONVILLE	02/10/2005	7	02/10/2005	\$178,736	First
ResMAE Mortgage Corporation	WILL	ROMEONVILLE	03/31/2005	6.77	03/31/2005	\$224,340	First
ResMAE Mortgage Corporation	WILL	ROMEONVILLE	04/25/2005	8.57	04/25/2005	\$131,671	First
ResMAE Mortgage Corporation	WILL	ROMEONVILLE	06/14/2005	6.745	06/14/2005	\$124,000	First
ResMAE Mortgage Corporation	WILL	ROMEONVILLE	04/21/2005	7.82	04/21/2005	\$127,911	First
ResMAE Mortgage Corporation	WILL	ROMEONVILLE	04/20/2005	6.625	04/20/2005	\$220,873	First
ResMAE Mortgage Corporation	WILL	ROMEONVILLE	05/04/2005	7.72	05/04/2005	\$131,906	First
ResMAE Mortgage Corporation	WILL	ROMEONVILLE	06/13/2005	7.75	06/13/2005	\$139,500	First
ResMAE Mortgage Corporation	WILL	ROMEONVILLE	06/22/2005	7.47	06/22/2005	\$224,800	First
ResMAE Mortgage Corporation	WILL	ROMEONVILLE	03/31/2005	10.5	03/31/2005	\$56,155	Junior
ResMAE Mortgage Corporation	WILL	ROMEONVILLE	06/14/2005	8.65	06/14/2005	\$31,000	Junior
ResMAE Mortgage Corporation	WILL	ROMEONVILLE	04/21/2005	11.14	04/21/2005	\$31,989	Junior
ResMAE Mortgage Corporation	WILL	ROMEONVILLE	04/20/2005	11	04/20/2005	\$55,247	Junior
ResMAE Mortgage Corporation	WILL	ROMEONVILLE	05/04/2005	10.14	05/04/2005	\$32,986	Junior
ResMAE Mortgage Corporation	WILL	ROMEONVILLE	06/22/2005	10.14	06/22/2005	\$56,200	Junior
ResMAE Mortgage Corporation	WINNEBAGO	BELVIDERE	04/15/2005	7.37	04/15/2005	\$91,130	First
ResMAE Mortgage Corporation	WINNEBAGO	BELVIDERE	04/15/2005	9.9	04/15/2005	\$22,790	Junior
ResMAE Mortgage Corporation	WINNEBAGO	LOVES PARK	04/06/2005	6.5	04/06/2005	\$89,519	First
ResMAE Mortgage Corporation	WINNEBAGO	LOVES PARK	04/29/2005	8.6	04/29/2005	\$119,557	First
ResMAE Mortgage Corporation	WINNEBAGO	LOVES PARK	04/06/2005	10	04/06/2005	\$22,390	Junior
ResMAE Mortgage Corporation	WINNEBAGO	MACHESNEY PARK	05/31/2005	6.25	05/31/2005	\$142,800	First
ResMAE Mortgage Corporation	WINNEBAGO	ROCKFORD	11/16/2004	9	11/16/2004	\$43,326	First
ResMAE Mortgage Corporation	WINNEBAGO	ROCKFORD	06/06/2005	7.37	06/06/2005	\$76,800	First
ResMAE Mortgage Corporation	WINNEBAGO	ROCKFORD	05/18/2005	9.345	05/18/2005	\$68,000	First
ResMAE Mortgage Corporation	WINNEBAGO	ROCKFORD	06/06/2005	7.195	06/06/2005	\$81,600	First
ResMAE Mortgage Corporation	WINNEBAGO	ROCKFORD	04/29/2005	6.52	04/29/2005	\$100,589	First
ResMAE Mortgage Corporation	WINNEBAGO	ROCKFORD	04/29/2005	10.25	04/29/2005	\$25,159	Junior
ResMAE Mortgage Corporation	WINNEBAGO	ROCKFORD	06/06/2005	10.9	06/06/2005	\$19,200	Junior
ResMAE Mortgage Corporation	WINNEBAGO	ROCKFORD	06/06/2005	11.3	06/06/2005	\$20,400	Junior
ResMAE Mortgage Corporation	WINNEBAGO	ROCKTON	04/15/2005	8.25	04/15/2005	\$147,506	First
ResMAE Mortgage Corporation	WINNEBAGO	SOUTH BELOIT	04/22/2005	8.445	04/22/2005	\$89,140	First

Statewide High Risk/Interst Loans for the First Half of 2005

ResMAE Mortgage Corporation	WINNEBAGO	WINNEBAGO	04/05/2005	7.57	04/05/2005	\$135,800	First
ResMAE Mortgage Corporation	WINNEBAGO	WINNEBAGO	04/05/2005	11.4	04/05/2005	\$33,978	Junior
ResMAE Mortgage Corporation	WINNEBAGO	WOODLAND	04/08/2005	8.47	04/08/2005	\$63,561	First
Shelby County State Bank	SHELBY	MOWEAQUA	06/23/2005	6.75	06/30/2005	\$15,000	Junior
Shelby County State Bank	SHELBY	STRASBURG	05/09/2005	5.25	05/09/2005	\$75,000	First
Shelby County State Bank	SHELBY	WINDSOR	01/10/2005	5.5	01/28/2005	\$50,000	Junior
Specialized Loan Servicing, LLC	COOK	CHICAGO HEIGHTS	03/17/2005	13.375	03/17/2005	\$13,500	Junior
State Bank of Davis	STEPHENSON	DAVIS	05/24/2004	7	06/07/2004	\$21,688	First
State Bank of Davis	STEPHENSON	DAVIS	03/05/2005	7.5	03/12/2005	\$14,443	Junior
State Bank of Davis	STEPHENSON	FREEPORT	10/15/2004	7.25	10/15/2004	\$13,559	Junior
State Bank of Davis	STEPHENSON	FREEPORT	11/26/2004	7	12/06/2004	\$21,775	First
The John Warner Bank	MACON	MAROA	06/24/2005	10	06/24/2005	\$52,000	First

Statewide High Risk/Interst Loans for the Second Half of 2005

InstitutionName	County	City	Zip	Application Date	Interest Rate	Loan Date	Loan Amount	Loan Type
Clover Leaf Bank	Madison	Wood River	62094	11/08/2005	8.00	11/08/2005	3,643	Junior
CMF Mortgage Co.	Dekalb	Shabbona	60550	09/02/2005	14.41	09/15/2005	20,000	Junior
CMF Mortgage Co.	Winnebago	Rockton	61072	09/07/2005	15.37	09/09/2005	11,000	Junior
CMF Mortgage Co.	Winnebago	Rockford	61104	08/25/2005	10.52	09/30/2005	60,000	First
CMF Mortgage Co.	Winnebago	Rockford	61107	10/04/2005	14.08	10/12/2005	13,500	Junior
CMF Mortgage Co.	Winnebago	Rockford	61109	10/18/2005	10.43	10/08/2005	35,000	First
Countrywide Home Loans Servicing, LP	COOK	CHICAGO, IL	60643	6//02/11/2	9.50	0//02/12/2	139,623	First
First State Bank	BUREAU	LAMOILLE	61330	06/07/2000	9.00	08/07/2000	66,900	First
First State Bank	LASALLE	MENDOTA	61342	07/29/2003	4.25	09/19/2003	77,500	First
First State Bank of Campbell Hill	Randolph	Tilden	62292	09/02/2005	12.00	09/02/2005	11,943	First
First State Bank of Dix	Jefferson	Mt. Vernon	62864	02/28/2002	7.25	02/28/2002	53,954	First
Midwest First Financial Limited Partnership IV	Jo Davies	Galena	61036	08/08/2003	11.00	08/08/2003	62,250	First
Nokomis Savings Bank	MONTGOMERY	NOKOMIS	62075	03/10/2001	8.50	05/01/2001	18,000	First
Ocwen Loan Servicing, LLC	Lake	ANTIOCH	60002		16.25		18,752	First
Ocwen Loan Servicing, LLC	Lake	ANTIOCH	60002		10.38		115,755	First
Ocwen Loan Servicing, LLC	Lake	ANTIOCH	60002		10.75		179,136	First
Ocwen Loan Servicing, LLC	Lake	ANTIOCH	60002		13.99		11,640	Junior
Ocwen Loan Servicing, LLC	Lake	ANTIOCH	60002		12.49		34,040	Junior
Ocwen Loan Servicing, LLC	Cook	ARLINGTON HEIGHTS	60004		12.80		163,274	First
Ocwen Loan Servicing, LLC	Cook	ARLINGTON HEIGHTS	60004		11.75		57,556	First
Ocwen Loan Servicing, LLC	Cook	ARLINGTON HEIGHTS	60004		11.55		261,021	First
Ocwen Loan Servicing, LLC	Cook	ELK GROVE VILLAGE	60007		10.65		76,100	First
Ocwen Loan Servicing, LLC	Cook	ELK GROVE VILLAGE	60007		13.00		54,694	Junior
Ocwen Loan Servicing, LLC	Cook	ELK GROVE VILLAGE	60007		15.75		41,854	Junior
Ocwen Loan Servicing, LLC	Lake	BARRINGTON	60010		13.75		208,148	First
Ocwen Loan Servicing, LLC	Lake	BARRINGTON	60010		14.99		24,883	Junior
Ocwen Loan Servicing, LLC	Lake	BARRINGTON HILLS	60010		16.25		173,907	Junior
Ocwen Loan Servicing, LLC	Lake	HOFFMAN ESTATES	60010		12.55		63,041	Junior
Ocwen Loan Servicing, LLC	Lake	SOUTH BARRINGTON	60010		13.99		23,499	Junior
Ocwen Loan Servicing, LLC	Lake	BARRINGTON	60011		16.25		34,146	Junior
Ocwen Loan Servicing, LLC	McHenry	CRYSTAL LAKE	60012		10.75		220,321	First
Ocwen Loan Servicing, LLC	McHenry	CRYSTAL LAKE	60012		12.70		167,416	First
Ocwen Loan Servicing, LLC	McHenry	CRYSTAL LAKE	60012		12.50		33,392	Junior
Ocwen Loan Servicing, LLC	McHenry	CARY	60013		11.25		101,778	First
Ocwen Loan Servicing, LLC	McHenry	ROUND LAKE	60013		12.54		141,895	First
Ocwen Loan Servicing, LLC	McHenry	CRYSTAL LAKE	60014		12.85		111,340	First
Ocwen Loan Servicing, LLC	McHenry	CRYSTAL LAKE	60014		11.99		3,564	First
Ocwen Loan Servicing, LLC	McHenry	CRYSTAL LAKE	60014		10.38		126,500	First
Ocwen Loan Servicing, LLC	McHenry	CRYSTAL LAKE	60014		10.75		96,006	First
Ocwen Loan Servicing, LLC	McHenry	CRYSTAL LAKE	60014		13.00		31,486	Junior
Ocwen Loan Servicing, LLC	Cook	DES PLAINES	60016		12.03		37,000	Junior
Ocwen Loan Servicing, LLC	cook	DES PLAINES	60016		14.99		18,534	Junior

Statewide High Risk/Interst Loans for the Second Half of 2005

InstitutionName	County	City	Zip	Application Date	Interest Rate	Loan Date	Loan Amount	Loan Type
Ocwen Loan Servicing, LLC	Cook	DES PLAINES	60018		12.75		48,586	First
Ocwen Loan Servicing, LLC	Cook	DES PLAINES	60018		12.75		46,776	First
Ocwen Loan Servicing, LLC	Cook	DES PLAINES	60018		11.96		151,119	First
Ocwen Loan Servicing, LLC	Cook	DES PLAINES	60018		12.29		23,001	Junior
Ocwen Loan Servicing, LLC	Lake	FOX LAKE	60020		10.15		49,699	First
Ocwen Loan Servicing, LLC	Lake	FOX LAKE	60020		10.25		141,940	First
Ocwen Loan Servicing, LLC	McHenry	FOX RIVER GROVE	60021		10.50		49,200	First
Ocwen Loan Servicing, LLC	McHenry	FOX RIVER GROVE	60021		10.47		177,826	First
Ocwen Loan Servicing, LLC	McHenry	FOX RIVER GROVE	60021		12.00		146,096	First
Ocwen Loan Servicing, LLC	McHenry	FOX RIVER GROVE	60021		12.75		32,784	Junior
Ocwen Loan Servicing, LLC	Lake	GRAYSLAKE	60030		10.74		119,602	First
Ocwen Loan Servicing, LLC	Lake	GRAYSLAKE	60030		13.63		96,473	First
Ocwen Loan Servicing, LLC	Lake	GRAYSLAKE	60030		13.75		24,517	Junior
Ocwen Loan Servicing, LLC	Lake	GRAYSLAKE	60030		12.79		25,680	Junior
Ocwen Loan Servicing, LLC	Lake	GRAYSLAKE	60030		14.00		10,647	Junior
Ocwen Loan Servicing, LLC	Lake	GURNEE	60031		10.19		124,725	First
Ocwen Loan Servicing, LLC	Lake	GURNEE	60031		10.50		147,888	First
Ocwen Loan Servicing, LLC	Lake	GURNEE	60031		11.35		125,825	First
Ocwen Loan Servicing, LLC	Lake	GURNEE	60031		14.50		27,486	Junior
Ocwen Loan Servicing, LLC	Lake	GURNEE	60031		12.49		20,870	Junior
Ocwen Loan Servicing, LLC	Lake	GURNEE	60031		12.99		43,143	Junior
Ocwen Loan Servicing, LLC	Lake	GURNEE	60031		12.75		29,108	Junior
Ocwen Loan Servicing, LLC	McHenry	HARVARD	60033		10.75		92,438	First
Ocwen Loan Servicing, LLC	McHenry	HARVARD	60033		12.80		43,534	Junior
Ocwen Loan Servicing, LLC	McHenry	HEBRON	60034		10.24		100,529	First
Ocwen Loan Servicing, LLC	Lake	HIGHLAND PARK	60035		10.04		253,500	First
Ocwen Loan Servicing, LLC	Lake	HIGHLAND PARK	60035		13.38		56,341	Junior
Ocwen Loan Servicing, LLC	Lake	HIGHLAND PARK	60035		13.51		38,347	Junior
Ocwen Loan Servicing, LLC	Lake	INGLESIDE	60041		13.25		46,077	Junior
Ocwen Loan Servicing, LLC	Lake	ISLAND LAKE	60042		13.70		21,728	Junior
Ocwen Loan Servicing, LLC	Lake	ISLAND LAKE	60042		12.19		32,273	Junior
Ocwen Loan Servicing, LLC	Lake	LAKE BLUFF	60044		12.25		29,376	First
Ocwen Loan Servicing, LLC	Lake	LAKE BLUFF	60044		10.75		46,025	First
Ocwen Loan Servicing, LLC	Lake	HAWTHORN WOODS	60047		12.14		63,992	Junior
Ocwen Loan Servicing, LLC	Lake	LAKE ZURICH	60047		11.25		151,407	First
Ocwen Loan Servicing, LLC	McHenry	MC HENRY	60050		10.45		101,050	First
Ocwen Loan Servicing, LLC	McHenry	MC HENRY	60050		12.75		33,419	Junior
Ocwen Loan Servicing, LLC	McHenry	MC HENRY	60050		15.85		33,369	Junior
Ocwen Loan Servicing, LLC	McHenry	MCHENRY	60050		10.24		93,400	First
Ocwen Loan Servicing, LLC	McHenry	MCHENRY	60050		13.99		86,807	First
Ocwen Loan Servicing, LLC	McHenry	MCHENRY	60050		11.49		35,002	First
Ocwen Loan Servicing, LLC	McHenry	MCHENRY	60050		10.99		122,928	First

Statewide High Risk/Interst Loans for the Second Half of 2005

InstitutionName	County	City	Zip	Application Date	Interest Rate	Loan Date	Loan Amount	Loan Type
Ocwen Loan Servicing, LLC	McHenry	MCHENRY	60050		14.99		38,146	Junior
Ocwen Loan Servicing, LLC	McHenry	MCHENRY	60050		12.50		29,733	Junior
Ocwen Loan Servicing, LLC	McHenry	MCHENRY	60050		13.10		226,899	Junior
Ocwen Loan Servicing, LLC	McHenry	MCHENRY	60050		12.19		42,188	Junior
Ocwen Loan Servicing, LLC	McHenry	MCHENRY	60051		12.13		30,376	Junior
Ocwen Loan Servicing, LLC	Cook	MORTON GROVE	60053		12.89		55,285	Junior
Ocwen Loan Servicing, LLC	Cook	MORTON GROVE	60053		12.13		68,000	Junior
Ocwen Loan Servicing, LLC	Cook	MOUNT PROSPECT	60056		10.25		27,296	First
Ocwen Loan Servicing, LLC	Lake	MUNDELEIN	60060		16.25		25,000	Junior
Ocwen Loan Servicing, LLC	Lake	MUNDELEIN	60060		12.49		15,558	Junior
Ocwen Loan Servicing, LLC	Lake	VERNON HILLS	60061		10.49		207,145	First
Ocwen Loan Servicing, LLC	Lake	VERNON HILLS	60061		10.80		152,217	First
Ocwen Loan Servicing, LLC	Lake	VERNON HILLS	60061		12.25		69,981	Junior
Ocwen Loan Servicing, LLC	Cook	NORTHBROOK	60062		10.19		339,164	First
Ocwen Loan Servicing, LLC	Lake	NORTH CHICA	60064		10.24		121,369	First
Ocwen Loan Servicing, LLC	Lake	NORTH CHICAGO	60064		10.25		109,993	First
Ocwen Loan Servicing, LLC	Lake	NORTH CHICAGO	60064		10.75		117,907	First
Ocwen Loan Servicing, LLC	Lake	NORTH CHICAGO	60064		10.25		79,545	First
Ocwen Loan Servicing, LLC	Lake	NORTH CHICAGO	60064		16.25		145,800	First
Ocwen Loan Servicing, LLC	Lake	NORTH CHICAGO	60064		10.50		43,403	First
Ocwen Loan Servicing, LLC	Lake	NORTH CHICAGO	60064		10.71		55,903	First
Ocwen Loan Servicing, LLC	Lake	NORTH CHICAGO	60064		14.50		30,087	Junior
Ocwen Loan Servicing, LLC	Lake	NORTH CHICAGO	60064		16.25		26,548	Junior
Ocwen Loan Servicing, LLC	Lake	NORTH CHICAGO	60064		13.75		10,279	Junior
Ocwen Loan Servicing, LLC	Cook	INVERNESS	60067		12.50		60,309	Junior
Ocwen Loan Servicing, LLC	Cook	PALATINE	60067		10.49		98,312	First
Ocwen Loan Servicing, LLC	Cook	PARK RIDGE	60068		11.00		150,185	First
Ocwen Loan Servicing, LLC	Cook	PARK RIDGE	60068		10.99		235,170	First
Ocwen Loan Servicing, LLC	Lake	LINCOLNSHIRE	60069		16.25		123,041	Junior
Ocwen Loan Servicing, LLC	Lake	RND LK BCH	60073		10.99		106,286	First
Ocwen Loan Servicing, LLC	Lake	ROUND LAKE	60073		11.50		22,998	First
Ocwen Loan Servicing, LLC	Lake	ROUND LAKE	60073		10.25		28,376	First
Ocwen Loan Servicing, LLC	Lake	ROUND LAKE	60073		12.70		29,223	Junior
Ocwen Loan Servicing, LLC	Lake	ROUND LAKE	60073		13.00		36,858	Junior
Ocwen Loan Servicing, LLC	Lake	ROUND LAKE	60073		12.50		18,222	Junior
Ocwen Loan Servicing, LLC	Lake	ROUND LAKE BEACH	60073		11.00		98,858	First
Ocwen Loan Servicing, LLC	Lake	ROUND LAKE BEACH	60073		10.03		80,870	First
Ocwen Loan Servicing, LLC	Lake	ROUND LAKE BEACH	60073		15.99		47,783	Junior
Ocwen Loan Servicing, LLC	Lake	ROUND LAKE BEACH	60073		13.25		71,570	Junior
Ocwen Loan Servicing, LLC	Lake	ROUND LAKE BEACH	60073		12.25		8,744	Junior
Ocwen Loan Servicing, LLC	Lake	ROUND LAKE BEACH	60073		14.50		10,273	Junior
Ocwen Loan Servicing, LLC	Lake	ROUND LAKE BEACH	60073		12.99		37,242	Junior

Statewide High Risk/Interst Loans for the Second Half of 2005

InstitutionName	County	City	Zip	Application Date	Interest Rate	Loan Date	Loan Amount	Loan Type
Ocwen Loan Servicing, LLC	Lake	ROUND LAKE BEACH	60073		14.84		23,706	Junior
Ocwen Loan Servicing, LLC	Lake	ROUND LAKE HEIGHTS	60073		13.75		21,588	Junior
Ocwen Loan Servicing, LLC	Lake	ROUND LAKE PARK	60073		10.69		53,815	First
Ocwen Loan Servicing, LLC	Lake	ROUND LAKE PARK	60073		12.19		31,583	Junior
Ocwen Loan Servicing, LLC	Lake	ROUND LK HEIGHTS	60073		15.61		22,492	Junior
Ocwen Loan Servicing, LLC	Cook	PALATINE	60074		10.44		109,738	First
Ocwen Loan Servicing, LLC	Cook	PALATINE	60074		12.44		40,378	Junior
Ocwen Loan Servicing, LLC	Cook	SKOKIE	60076		10.59		228,190	First
Ocwen Loan Servicing, LLC	Cook	SKOKIE	60076		12.50		32,962	Junior
Ocwen Loan Servicing, LLC	Cook	SKOKIE	60076		13.99		36,827	Junior
Ocwen Loan Servicing, LLC	Cook	SKOKIE	60076		12.25		78,000	Junior
Ocwen Loan Servicing, LLC	Cook	SKOKIE	60077		10.39		171,900	First
Ocwen Loan Servicing, LLC	Lake	WAUCONDA	60084		10.75		270,333	First
Ocwen Loan Servicing, LLC	Lake	WAUCONDA	60084		15.99		21,735	Junior
Ocwen Loan Servicing, LLC	Lake	WAUCONDA	60084		12.03		86,376	Junior
Ocwen Loan Servicing, LLC	Lake	WAUKEGAN	60085		11.25		91,008	First
Ocwen Loan Servicing, LLC	Lake	WAUKEGAN	60085		10.76		100,849	First
Ocwen Loan Servicing, LLC	Lake	WAUKEGAN	60085		10.15		145,870	First
Ocwen Loan Servicing, LLC	Lake	WAUKEGAN	60085		10.15		60,360	First
Ocwen Loan Servicing, LLC	Lake	WAUKEGAN	60085		10.38		119,570	First
Ocwen Loan Servicing, LLC	Lake	WAUKEGAN	60085		10.99		85,515	First
Ocwen Loan Servicing, LLC	Lake	WAUKEGAN	60085		10.25		24,064	First
Ocwen Loan Servicing, LLC	Lake	WAUKEGAN	60085		14.00		114,289	First
Ocwen Loan Servicing, LLC	Lake	WAUKEGAN	60085		10.50		67,271	First
Ocwen Loan Servicing, LLC	Lake	WAUKEGAN	60085		12.10		25,576	Junior
Ocwen Loan Servicing, LLC	Lake	WAUKEGAN	60085		12.65		30,175	Junior
Ocwen Loan Servicing, LLC	Lake	WAUKEGAN	60085		12.50		32,026	Junior
Ocwen Loan Servicing, LLC	Lake	WAUKEGAN	60085		13.00		27,747	Junior
Ocwen Loan Servicing, LLC	Lake	WAUKEGAN	60085		13.13		32,000	Junior
Ocwen Loan Servicing, LLC	Lake	WAUKEGAN	60085		12.63		37,438	Junior
Ocwen Loan Servicing, LLC	Lake	WAUKEGAN	60085		12.15		33,822	Junior
Ocwen Loan Servicing, LLC	Lake	WAUKEGAN	60085		12.25		10,389	Junior
Ocwen Loan Servicing, LLC	Lake	WAUKETAN	60085		14.75		31,449	Junior
Ocwen Loan Servicing, LLC	Lake	WAUKEGAN	60087		10.79		49,585	First
Ocwen Loan Servicing, LLC	Lake	WAUKEGAN	60087		10.50		144,481	First
Ocwen Loan Servicing, LLC	Lake	WAUKEGAN	60087		10.99		91,037	First
Ocwen Loan Servicing, LLC	Lake	WAUKEGAN	60087		12.19		22,981	Junior
Ocwen Loan Servicing, LLC	Lake	WAUKEGAN	60087		12.29		15,809	Junior
Ocwen Loan Servicing, LLC	Lake	BUFFALO GROVE	60088		10.25		192,185	First
Ocwen Loan Servicing, LLC	Lake	BUFFALO GROVE	60089		13.99		42,251	Junior
Ocwen Loan Servicing, LLC	Cook	WHEELING	60090		10.99		45,727	First
Ocwen Loan Servicing, LLC	Cook	WHEELING	60090		13.99		38,945	Junior

Statewide High Risk/Interst Loans for the Second Half of 2005

InstitutionName	County	City	Zip	Application Date	Interest Rate	Loan Date	Loan Amount	Loan Type
Ocwen Loan Servicing, LLC	Cook	WHEELING	60090		13.00		27,569	Junior
Ocwen Loan Servicing, LLC	Cook	WILMETTE	60091		10.50		48,693	First
Ocwen Loan Servicing, LLC	Cook	WILMETTE	60091		11.00		206,490	First
Ocwen Loan Servicing, LLC	McHenry	WONDER LAKE	60097		12.90		33,703	Junior
Ocwen Loan Servicing, LLC	McHenry	WONDER LAKE	60097		12.00		123,677	First
Ocwen Loan Servicing, LLC	McHenry	WOODSTOCK	60098		10.25		140,104	First
Ocwen Loan Servicing, LLC	McHenry	WOODSTOCK	60098		10.80		106,716	First
Ocwen Loan Servicing, LLC	McHenry	WOODSTOCK	60098		15.00		10,797	Junior
Ocwen Loan Servicing, LLC	Lake	BEACH PARK	60099		12.20		15,179	First
Ocwen Loan Servicing, LLC	Lake	BEACH PARK	60099		12.50		28,491	Junior
Ocwen Loan Servicing, LLC	Lake	ZION	60099		11.60		180,551	First
Ocwen Loan Servicing, LLC	Lake	ZION	60099		10.25		97,574	First
Ocwen Loan Servicing, LLC	Lake	ZION	60099		10.24		118,219	First
Ocwen Loan Servicing, LLC	Lake	ZION	60099		10.80		78,785	First
Ocwen Loan Servicing, LLC	Lake	ZION	60099		14.20		76,911	First
Ocwen Loan Servicing, LLC	Lake	ZION	60099		11.25		12,805	First
Ocwen Loan Servicing, LLC	Lake	ZION	60099		12.85		33,661	First
Ocwen Loan Servicing, LLC	Lake	ZION	60099		12.99		26,290	Junior
Ocwen Loan Servicing, LLC	Lake	ZION	60099		13.00		34,496	Junior
Ocwen Loan Servicing, LLC	Lake	ZION	60099		13.39		26,231	Junior
Ocwen Loan Servicing, LLC	DuPage	ADDISON	60101		12.19		38,839	Junior
Ocwen Loan Servicing, LLC	DuPage	ADDISON	60101		12.50		38,716	Junior
Ocwen Loan Servicing, LLC	DuPage	ADDISON	60101		16.25		21,960	Junior
Ocwen Loan Servicing, LLC	McHenry	ALGONQUIN	60102		11.75		70,240	First
Ocwen Loan Servicing, LLC	McHenry	ALGONQUIN	60102		12.40		47,987	Junior
Ocwen Loan Servicing, LLC	McHenry	ALGONQUIN	60102		13.13		21,738	Junior
Ocwen Loan Servicing, LLC	McHenry	LAKE IN THE HILLS	60102		12.05		137,131	First
Ocwen Loan Servicing, LLC	DuPage	BARTLETT	60103		11.75		374,513	First
Ocwen Loan Servicing, LLC	DuPage	BARTLETT	60103		10.50		41,281	First
Ocwen Loan Servicing, LLC	DuPage	BARTLETT	60103		10.49		188,537	First
Ocwen Loan Servicing, LLC	DuPage	BARTLETT	60103		12.99		56,132	Junior
Ocwen Loan Servicing, LLC	DuPage	BARTLETT	60103		12.20		10,916	Junior
Ocwen Loan Servicing, LLC	DuPage	BARTLETT	60103		14.00		22,425	Junior
Ocwen Loan Servicing, LLC	DuPage	HANOVER PAR	60103		10.14		175,756	First
Ocwen Loan Servicing, LLC	DuPage	HANOVER PARK	60103		11.38		73,130	First
Ocwen Loan Servicing, LLC	DuPage	HANOVER PARK	60103		10.10		78,111	First
Ocwen Loan Servicing, LLC	DuPage	HANOVER PARK	60103		12.75		39,779	Junior
Ocwen Loan Servicing, LLC	DuPage	HANOVER PARK	60103		12.99		9,256	Junior
Ocwen Loan Servicing, LLC	DuPage	HANOVER PARK	60103		14.99		39,184	Junior
Ocwen Loan Servicing, LLC	Cook	BELLWOOD	60104		14.38		85,931	First
Ocwen Loan Servicing, LLC	Cook	BELLWOOD	60104		12.13		46,906	First
Ocwen Loan Servicing, LLC	Cook	BELLWOOD	60104		11.63		91,695	First

Statewide High Risk/Interst Loans for the Second Half of 2005

InstitutionName	County	City	Zip	Application Date	Interest Rate	Loan Date	Loan Amount	Loan Type
Ocwen Loan Servicing, LLC	Cook	BELLWOOD	60104		10.99		47,930	First
Ocwen Loan Servicing, LLC	Cook	BELLWOOD	60104		10.50		23,032	First
Ocwen Loan Servicing, LLC	Cook	BELLWOOD	60104		10.59		103,985	First
Ocwen Loan Servicing, LLC	Cook	BELLWOOD	60104		12.99		29,909	Junior
Ocwen Loan Servicing, LLC	Cook	BELLWOOD	60104		12.18		21,305	Junior
Ocwen Loan Servicing, LLC	cook	BELLWOOD	60104		10.49		139,765	First
Ocwen Loan Servicing, LLC	DuPage	BENSENVILLE	60106		10.55		34,701	First
Ocwen Loan Servicing, LLC	DuPage	BENSENVILLE	60106		11.65		52,972	First
Ocwen Loan Servicing, LLC	DuPage	BENSENVILLE	60106		12.78		25,653	Junior
Ocwen Loan Servicing, LLC	DuPage	BENSENVILLE	60106		12.85		8,689	Junior
Ocwen Loan Servicing, LLC	Cook	STREAMWOOD	60107		12.50		129,352	First
Ocwen Loan Servicing, LLC	Cook	STREAMWOOD	60107		10.25		156,865	First
Ocwen Loan Servicing, LLC	Cook	STREAMWOOD	60107		11.00		119,855	First
Ocwen Loan Servicing, LLC	Cook	STREAMWOOD	60107		11.40		65,767	First
Ocwen Loan Servicing, LLC	Cook	STREAMWOOD	60107		12.15		42,914	Junior
Ocwen Loan Servicing, LLC	Cook	STREAMWOOD	60107		12.99		17,473	Junior
Ocwen Loan Servicing, LLC	Cook	STREAMWOOD	60107		14.99		16,829	Junior
Ocwen Loan Servicing, LLC	Cook	STREAMWOOD	60107		15.99		24,813	Junior
Ocwen Loan Servicing, LLC	Cook	STREAMWOOD	60107		12.04		42,950	Junior
Ocwen Loan Servicing, LLC	Kane	CARPENTERSVILLE	60110		10.80		78,853	First
Ocwen Loan Servicing, LLC	Kane	CARPENTERSVILLE	60110		10.13		98,423	First
Ocwen Loan Servicing, LLC	Kane	CARPENTERSVILLE	60110		11.80		39,990	First
Ocwen Loan Servicing, LLC	Kane	CARPENTERSVILLE	60110		10.29		53,477	First
Ocwen Loan Servicing, LLC	Kane	CARPENTERSVILLE	60110		12.09		26,168	Junior
Ocwen Loan Servicing, LLC	Kane	CARPENTERSVILLE	60110		12.15		30,950	Junior
Ocwen Loan Servicing, LLC	Kane	CARPENTERSVILLE	60110		14.50		17,456	Junior
Ocwen Loan Servicing, LLC	Kane	CARPENTERSVILLE	60110		13.15		48,872	Junior
Ocwen Loan Servicing, LLC	Kane	CARPENTERVILLE	60110		10.60		128,101	First
Ocwen Loan Servicing, LLC	DeKalb	CORTLAND	60112		10.25		94,073	First
Ocwen Loan Servicing, LLC	DeKalb	CORTLAND	60112		15.75		23,831	Junior
Ocwen Loan Servicing, LLC	DeKalb	CORTLAND	60112		13.99		39,964	Junior
Ocwen Loan Servicing, LLC	DeKalb	DE KALB	60115		11.75		32,699	First
Ocwen Loan Servicing, LLC	DeKalb	DEKALB	60115		10.75		91,128	First
Ocwen Loan Servicing, LLC	Kane	DUNDEE	60118		10.25		218,462	First
Ocwen Loan Servicing, LLC	Kane	ELBURN	60119		13.75		86,626	Junior
Ocwen Loan Servicing, LLC	Kane	ELGIN	60120		11.33		83,596	First
Ocwen Loan Servicing, LLC	Kane	ELGIN	60120		11.50		61,146	First
Ocwen Loan Servicing, LLC	Kane	ELGIN	60120		11.75		62,131	First
Ocwen Loan Servicing, LLC	Kane	ELGIN	60120		10.05		48,316	First
Ocwen Loan Servicing, LLC	Kane	ELGIN	60120		12.50		36,878	First
Ocwen Loan Servicing, LLC	Kane	ELGIN	60120		11.25		94,505	First
Ocwen Loan Servicing, LLC	Kane	ELGIN	60120		10.15		134,825	First

Statewide High Risk/Interst Loans for the Second Half of 2005

InstitutionName	County	City	Zip	Application Date	Interest Rate	Loan Date	Loan Amount	Loan Type
Ocwen Loan Servicing, LLC	Kane	ELGIN	60120		12.29		109,272	First
Ocwen Loan Servicing, LLC	Kane	ELGIN	60120		10.20		107,913	First
Ocwen Loan Servicing, LLC	Kane	ELGIN	60120		12.00		83,668	First
Ocwen Loan Servicing, LLC	Kane	ELGIN	60120		12.29		44,200	Junior
Ocwen Loan Servicing, LLC	Kane	ELGIN	60120		14.00		29,195	Junior
Ocwen Loan Servicing, LLC	Kane	ELGIN	60123		10.88		152,225	First
Ocwen Loan Servicing, LLC	Kane	ELGIN	60123		10.60		95,955	First
Ocwen Loan Servicing, LLC	Kane	ELGIN	60123		10.95		243,587	First
Ocwen Loan Servicing, LLC	Kane	ELGIN	60123		10.25		119,108	First
Ocwen Loan Servicing, LLC	Kane	ELGIN	60123		11.12		137,553	First
Ocwen Loan Servicing, LLC	Kane	ELGIN	60123		10.50		59,504	First
Ocwen Loan Servicing, LLC	Kane	ELGIN	60123		12.99		25,547	Junior
Ocwen Loan Servicing, LLC	Kane	ELGIN	60123		12.15		56,984	Junior
Ocwen Loan Servicing, LLC	Kane	ELGIN	60123		12.25		28,161	Junior
Ocwen Loan Servicing, LLC	Kane	ELGIN	60123		16.25		148,505	Junior
Ocwen Loan Servicing, LLC	Kane	ELGIN	60123		12.40		19,394	Junior
Ocwen Loan Servicing, LLC	Kane	ELGIN	60123		12.75		56,666	Junior
Ocwen Loan Servicing, LLC	DuPage	ELMHURST	60126		10.15		29,197	First
Ocwen Loan Servicing, LLC	DuPage	ELMHURST	60126		10.84		107,125	First
Ocwen Loan Servicing, LLC	DuPage	ELMHURST	60126		10.49		193,247	First
Ocwen Loan Servicing, LLC	DuPage	ELMHURST	60126		10.05		203,795	First
Ocwen Loan Servicing, LLC	Cook	FOREST PARK	60130		10.84		67,226	First
Ocwen Loan Servicing, LLC	Cook	FOREST PARK	60130		11.59		65,667	First
Ocwen Loan Servicing, LLC	Cook	FRANKLIN PARK	60131		10.90		105,683	First
Ocwen Loan Servicing, LLC	Cook	FRANKLIN PARK	60131		12.99		17,653	Junior
Ocwen Loan Servicing, LLC	Cook	HANOVER PARK	60133		12.15		49,159	Junior
Ocwen Loan Servicing, LLC	Cook	HANOVER PARK	60133		12.09		29,000	Junior
Ocwen Loan Servicing, LLC	Kane	GENEVA	60134		10.68		210,000	First
Ocwen Loan Servicing, LLC	Kane	GENEVA	60134		10.80		67,213	First
Ocwen Loan Servicing, LLC	DeKalb	GENOA	60135		13.50		25,059	Junior
Ocwen Loan Servicing, LLC	Kane	GILBERTS	60136		12.29		43,988	Junior
Ocwen Loan Servicing, LLC	DuPage	GLENDALE HEIGHTS	60139		11.25		147,241	First
Ocwen Loan Servicing, LLC	DuPage	GLENDALE HEIGHTS	60139		10.85		132,632	First
Ocwen Loan Servicing, LLC	DuPage	GLENDALE HEIGHTS	60139		10.25		63,324	First
Ocwen Loan Servicing, LLC	DuPage	GLENDALE HEIGHTS	60139		12.79		163,060	First
Ocwen Loan Servicing, LLC	DuPage	GLENDALE HEIGHTS	60139		10.29		98,366	First
Ocwen Loan Servicing, LLC	DuPage	GLENDALE HEIGHTS	60139		10.75		82,032	First
Ocwen Loan Servicing, LLC	DuPage	GLENDALE HEIGHTS	60139		12.34		18,288	Junior
Ocwen Loan Servicing, LLC	DuPage	GLENDALE HEIGHTS	60139		12.19		36,400	Junior
Ocwen Loan Servicing, LLC	DuPage	GLENDALE HEIGHTS	60139		14.99		24,983	Junior
Ocwen Loan Servicing, LLC	Kane	HAMPSHIRE	60140		13.09		43,335	First
Ocwen Loan Servicing, LLC	McHenry	HUNTLEY	60142		13.50		46,586	Junior

Statewide High Risk/Interst Loans for the Second Half of 2005

InstitutionName	County	City	Zip	Application Date	Interest Rate	Loan Date	Loan Amount	Loan Type
Ocwen Loan Servicing, LLC	DeKalb	KINGSTON	60145		10.25		73,657	First
Ocwen Loan Servicing, LLC	DuPage	LOMBARD	60148		11.25		65,611	First
Ocwen Loan Servicing, LLC	DuPage	LOMBARD	60148		12.30		21,425	First
Ocwen Loan Servicing, LLC	DuPage	LOMBARD	60148		12.29		49,750	Junior
Ocwen Loan Servicing, LLC	DuPage	LOMBARD	60148		12.75		28,900	Junior
Ocwen Loan Servicing, LLC	DuPage	LOMBARD	60148		13.74		29,357	Junior
Ocwen Loan Servicing, LLC	DuPage	WEST FRANKFORT	60148		14.99		49,864	Junior
Ocwen Loan Servicing, LLC	Cook	BROADVIEW	60153		11.99		82,593	First
Ocwen Loan Servicing, LLC	Cook	BROADVIEW	60153		11.49		92,541	First
Ocwen Loan Servicing, LLC	Cook	MAYWOOD	60153		10.55		121,521	First
Ocwen Loan Servicing, LLC	Cook	MAYWOOD	60153		10.75		82,162	First
Ocwen Loan Servicing, LLC	Cook	MAYWOOD	60153		10.99		88,974	First
Ocwen Loan Servicing, LLC	Cook	MAYWOOD	60153		10.04		88,833	First
Ocwen Loan Servicing, LLC	Cook	MAYWOOD	60153		11.22		224,174	First
Ocwen Loan Servicing, LLC	Cook	MAYWOOD	60153		11.25		78,448	First
Ocwen Loan Servicing, LLC	Cook	MAYWOOD	60153		10.99		51,835	First
Ocwen Loan Servicing, LLC	Cook	MAYWOOD	60153		15.38		28,549	First
Ocwen Loan Servicing, LLC	Cook	MAYWOOD	60153		11.50		73,603	First
Ocwen Loan Servicing, LLC	Cook	MAYWOOD	60153		10.50		127,204	First
Ocwen Loan Servicing, LLC	Cook	MAYWOOD	60153		10.75		57,822	First
Ocwen Loan Servicing, LLC	Cook	MAYWOOD	60153		10.50		89,643	First
Ocwen Loan Servicing, LLC	Cook	MAYWOOD	60153		10.63		58,958	First
Ocwen Loan Servicing, LLC	Cook	MAYWOOD	60153		12.24		78,181	First
Ocwen Loan Servicing, LLC	Cook	MAYWOOD	60153		11.20		47,500	First
Ocwen Loan Servicing, LLC	Cook	MAYWOOD	60153		11.63		90,094	First
Ocwen Loan Servicing, LLC	Cook	MAYWOOD	60153		11.38		63,366	First
Ocwen Loan Servicing, LLC	Cook	MAYWOOD	60153		10.20		79,297	First
Ocwen Loan Servicing, LLC	Cook	MAYWOOD	60153		10.94		95,329	First
Ocwen Loan Servicing, LLC	Cook	MAYWOOD	60153		10.24		72,054	First
Ocwen Loan Servicing, LLC	Cook	MAYWOOD	60153		10.55		54,558	First
Ocwen Loan Servicing, LLC	Cook	MAYWOOD	60153		10.49		51,850	First
Ocwen Loan Servicing, LLC	Cook	MAYWOOD	60153		12.13		34,331	Junior
Ocwen Loan Servicing, LLC	Cook	MAYWOOD	60153		16.25		36,466	Junior
Ocwen Loan Servicing, LLC	Cook	MAYWOOD	60153		16.25		72,077	Junior
Ocwen Loan Servicing, LLC	Cook	MAYWOOD	60153		12.25		15,618	Junior
Ocwen Loan Servicing, LLC	Cook	MAYWOOD	60153		12.99		8,867	Junior
Ocwen Loan Servicing, LLC	Cook	MAYWOOD	60153		10.25		48,454	First
Ocwen Loan Servicing, LLC	Cook	WESTCHESTER	60154		10.12		213,127	First
Ocwen Loan Servicing, LLC	Cook	BROADVIEW	60155		11.40		102,056	First
Ocwen Loan Servicing, LLC	Cook	CHICAGO	60155		12.75		11,523	Junior
Ocwen Loan Servicing, LLC	McHenry	LAKE IN THE HILLS	60156		10.35		161,866	First
Ocwen Loan Servicing, LLC	McHenry	LAKE IN THE HILLS	60156		14.25		14,551	Junior

Statewide High Risk/Interst Loans for the Second Half of 2005

InstitutionName	County	City	Zip	Application Date	Interest Rate	Loan Date	Loan Amount	Loan Type
Ocwen Loan Servicing, LLC	McHenry	LAKE IN THE HILLS	60156		12.03		90,000	Junior
Ocwen Loan Servicing, LLC	Cook	MAYWOOD	60160		10.39		85,961	First
Ocwen Loan Servicing, LLC	Cook	HILLSIDE	60162		10.25		28,961	First
Ocwen Loan Servicing, LLC	Cook	HILLSIDE	60162		13.99		63,663	Junior
Ocwen Loan Servicing, LLC	Cook	BERKELEY	60163		10.24		148,561	First
Ocwen Loan Servicing, LLC	Cook	BERKELEY	60163		10.70		106,250	First
Ocwen Loan Servicing, LLC	Cook	BERKELEY	60163		13.50		31,745	Junior
Ocwen Loan Servicing, LLC	Cook	BERKELEY	60163		12.25		37,400	Junior
Ocwen Loan Servicing, LLC	Cook	NORTH LAKE	60164		11.24		115,751	First
Ocwen Loan Servicing, LLC	Cook	NORTHLAKE	60164		10.65		122,961	First
Ocwen Loan Servicing, LLC	Cook	NORTHLAKE	60164		10.50		37,599	First
Ocwen Loan Servicing, LLC	DuPage	ROSELLE	60172		10.85		72,629	First
Ocwen Loan Servicing, LLC	DuPage	ROSELLE	60172		11.30		101,720	First
Ocwen Loan Servicing, LLC	DuPage	ROSELLE	60172		13.44		31,497	Junior
Ocwen Loan Servicing, LLC	DuPage	ROSELLE	60172		14.99		4,494	Junior
Ocwen Loan Servicing, LLC	Cook	SCHAUMBURG	60173		16.25		12,815	Junior
Ocwen Loan Servicing, LLC	Kane	SAINT CHARLES	60174		10.89		74,534	First
Ocwen Loan Servicing, LLC	Kane	SAINT CHARLES	60174		12.25		12,166	Junior
Ocwen Loan Servicing, LLC	Kane	ST CHARLES	60174		10.51		361,812	First
Ocwen Loan Servicing, LLC	Kane	SAINT CHARLES	60175		13.44		18,295	Junior
Ocwen Loan Servicing, LLC	Kane	SOUTH ELGIN	60177		11.97		137,404	First
Ocwen Loan Servicing, LLC	Kane	SOUTH ELGIN	60177		14.75		55,132	Junior
Ocwen Loan Servicing, LLC	Kane	SOUTH ELGIN	60177		13.99		36,781	Junior
Ocwen Loan Servicing, LLC	DeKalb	SYCAMORE	60178		10.14		104,737	First
Ocwen Loan Servicing, LLC	DeKalb	SYCAMORE	60178		12.59		16,336	Junior
Ocwen Loan Servicing, LLC	DeKalb	SYCAMORE	60178		13.99		24,183	Junior
Ocwen Loan Servicing, LLC	DeKalb	SYCAMORE	60178		15.99		46,846	Junior
Ocwen Loan Servicing, LLC	DuPage	VILLA PARK	60181		10.75		142,092	First
Ocwen Loan Servicing, LLC	DuPage	VILLA PARK	60181		10.38		154,409	First
Ocwen Loan Servicing, LLC	DuPage	VILLA PARK	60181		12.15		47,789	Junior
Ocwen Loan Servicing, LLC	DuPage	VILLA PARK	60181		13.99		10,603	Junior
Ocwen Loan Servicing, LLC	DuPage	VILLA PARK	60181		13.99		12,560	Junior
Ocwen Loan Servicing, LLC	DuPage	VILLA PARK	60181		13.99		22,138	Junior
Ocwen Loan Servicing, LLC	DuPage	WEST CHICAGO	60185		12.60		27,619	Junior
Ocwen Loan Servicing, LLC	DuPage	WEST CHICAGO	60185		13.49		91,065	Junior
Ocwen Loan Servicing, LLC	DuPage	WEST CHICAGO	60185		12.59		24,638	Junior
Ocwen Loan Servicing, LLC	DuPage	WEST CHICAGO	60185		12.25		50,800	Junior
Ocwen Loan Servicing, LLC	DuPage	WEST CHICAGO	60185		12.13		53,158	Junior
Ocwen Loan Servicing, LLC	DuPage	WHEATON	60187		10.95		160,568	First
Ocwen Loan Servicing, LLC	DuPage	WHEATON	60187		10.26		144,902	First
Ocwen Loan Servicing, LLC	DuPage	WHEATON	60187		12.15		54,919	Junior
Ocwen Loan Servicing, LLC	DuPage	WHEATON	60187		14.99		6,575	Junior

Statewide High Risk/Interst Loans for the Second Half of 2005

InstitutionName	County	City	Zip	Application Date	Interest Rate	Loan Date	Loan Amount	Loan Type
Ocwen Loan Servicing, LLC	DuPage	WHEATON	60187		14.10		5,313	Junior
Ocwen Loan Servicing, LLC	DuPage	CAROL STREAM	60188		10.50		118,751	First
Ocwen Loan Servicing, LLC	DuPage	CAROL STREAM	60188		10.95		44,619	First
Ocwen Loan Servicing, LLC	DuPage	CAROL STREAM	60188		10.24		211,842	First
Ocwen Loan Servicing, LLC	DuPage	CAROL STREAM	60188		10.35		248,563	First
Ocwen Loan Servicing, LLC	DuPage	CAROL STREAM	60188		11.99		65,437	First
Ocwen Loan Servicing, LLC	DuPage	CAROL STREAM	60188		10.65		274,468	First
Ocwen Loan Servicing, LLC	DuPage	CAROL STREAM	60188		12.20		20,949	Junior
Ocwen Loan Servicing, LLC	DuPage	CAROL STREAM	60188		12.59		38,568	Junior
Ocwen Loan Servicing, LLC	DuPage	WINFIELD	60190		10.09		110,072	First
Ocwen Loan Servicing, LLC	DuPage	WOOD DALE	60191		10.75		98,399	First
Ocwen Loan Servicing, LLC	Cook	SCHAUMBURG	60193		11.25		127,124	First
Ocwen Loan Servicing, LLC	Cook	SCHAUMBURG	60193		14.50		17,678	Junior
Ocwen Loan Servicing, LLC	Cook	HOFFMAN ESTATES	60194		10.25		143,046	First
Ocwen Loan Servicing, LLC	Cook	HOFFMAN ESTATES	60194		12.99		24,070	Junior
Ocwen Loan Servicing, LLC	Cook	HOFFMAN ESTATES	60194		12.25		34,318	Junior
Ocwen Loan Servicing, LLC	Cook	HOFFMAN ESTATES	60194		12.25		22,063	Junior
Ocwen Loan Servicing, LLC	Cook	SCHAUMBURG	60194		12.03		43,600	Junior
Ocwen Loan Servicing, LLC	Cook	HOFFMAN ESTATES	60195		10.30		94,028	First
Ocwen Loan Servicing, LLC	Cook	HOFFMAN ESTATES	60195		11.70		161,025	First
Ocwen Loan Servicing, LLC	Cook	HOFFMAN ESTATES	60195		12.15		28,684	Junior
Ocwen Loan Servicing, LLC	Cook	HOFFMAN ESTATES	60195		12.13		52,600	Junior
Ocwen Loan Servicing, LLC	Cook	EVANSTON	60201		10.49		15,426	First
Ocwen Loan Servicing, LLC	Cook	AURORA	60202		10.75		87,037	First
Ocwen Loan Servicing, LLC	Cook	EVANSTON	60202		11.29		413,007	First
Ocwen Loan Servicing, LLC	Cook	EVANSTON	60202		10.99		182,610	First
Ocwen Loan Servicing, LLC	Cook	EVANSTON	60202		10.80		32,062	First
Ocwen Loan Servicing, LLC	Cook	EVANSTON	60202		12.05		41,552	Junior
Ocwen Loan Servicing, LLC	Cook	OAK PARK	60302		10.55		77,785	First
Ocwen Loan Servicing, LLC	Cook	OAK PARK	60302		11.79		116,064	First
Ocwen Loan Servicing, LLC	Cook	OAK PARK	60302		13.99		6,564	Junior
Ocwen Loan Servicing, LLC	Cook	OAK PARK	60302		12.78		111,862	Junior
Ocwen Loan Servicing, LLC	Cook	OAK PARK	60302		14.09		49,860	Junior
Ocwen Loan Servicing, LLC	Cook	OAK PARK	60304		13.00		167,844	First
Ocwen Loan Servicing, LLC	Cook	BERWYN	60402		10.75		93,288	First
Ocwen Loan Servicing, LLC	Cook	BERWYN	60402		10.13		71,284	First
Ocwen Loan Servicing, LLC	Cook	BERWYN	60402		10.20		108,098	First
Ocwen Loan Servicing, LLC	Cook	BERWYN	60402		11.99		117,102	First
Ocwen Loan Servicing, LLC	Cook	BERWYN	60402		10.90		99,751	First
Ocwen Loan Servicing, LLC	Cook	BERWYN	60402		11.54		61,867	First
Ocwen Loan Servicing, LLC	Cook	BERWYN	60402		11.95		33,862	First
Ocwen Loan Servicing, LLC	Cook	BERWYN	60402		13.99		29,454	Junior

Statewide High Risk/Interst Loans for the Second Half of 2005

InstitutionName	County	City	Zip	Application Date	Interest Rate	Loan Date	Loan Amount	Loan Type
Ocwen Loan Servicing, LLC	Cook	BLUE ISLAND	60406		10.13		30,613	First
Ocwen Loan Servicing, LLC	Cook	BLUE ISLAND	60406		11.63		151,163	First
Ocwen Loan Servicing, LLC	Cook	BLUE ISLAND	60406		10.99		89,814	First
Ocwen Loan Servicing, LLC	Cook	BLUE ISLAND	60406		11.14		75,257	First
Ocwen Loan Servicing, LLC	Cook	BLUE ISLAND	60406		11.75		41,268	First
Ocwen Loan Servicing, LLC	Cook	BLUE ISLAND	60406		11.00		80,242	First
Ocwen Loan Servicing, LLC	Cook	BLUE ISLAND	60406		12.99		15,745	Junior
Ocwen Loan Servicing, LLC	Cook	BLUE ISLAND	60406		13.99		23,927	Junior
Ocwen Loan Servicing, LLC	Cook	BLUE ISLAND	60406		14.99		34,461	Junior
Ocwen Loan Servicing, LLC	Grundy	BRACEVILLE	60407		14.25		41,748	Junior
Ocwen Loan Servicing, LLC	Will	BRAIDWOOD	60408		10.24		108,184	First
Ocwen Loan Servicing, LLC	Will	BRAIDWOOD	60408		10.50		89,947	First
Ocwen Loan Servicing, LLC	Will	BRAIDWOOD	60408		10.49		108,000	First
Ocwen Loan Servicing, LLC	Cook	BLUE ISLAND	60409		13.00		14,856	Junior
Ocwen Loan Servicing, LLC	Cook	CALUMET CITY	60409		11.75		66,471	First
Ocwen Loan Servicing, LLC	Cook	CALUMET CITY	60409		10.24		99,376	First
Ocwen Loan Servicing, LLC	Cook	CALUMET CITY	60409		10.04		325,068	First
Ocwen Loan Servicing, LLC	Cook	CALUMET CITY	60409		10.09		139,978	First
Ocwen Loan Servicing, LLC	Cook	CALUMET CITY	60409		11.49		47,528	First
Ocwen Loan Servicing, LLC	Cook	CALUMET CITY	60409		10.99		98,584	First
Ocwen Loan Servicing, LLC	Cook	CALUMET CITY	60409		10.50		85,358	First
Ocwen Loan Servicing, LLC	Cook	CALUMET CITY	60409		10.25		73,150	First
Ocwen Loan Servicing, LLC	Cook	CALUMET CITY	60409		11.35		81,199	First
Ocwen Loan Servicing, LLC	Cook	CALUMET CITY	60409		10.25		115,074	First
Ocwen Loan Servicing, LLC	Cook	CALUMET CITY	60409		10.55		153,937	First
Ocwen Loan Servicing, LLC	Cook	CALUMET CITY	60409		12.10		45,999	First
Ocwen Loan Servicing, LLC	Cook	CALUMET CITY	60409		10.33		122,334	First
Ocwen Loan Servicing, LLC	Cook	CALUMET CITY	60409		11.10		6,898	First
Ocwen Loan Servicing, LLC	Cook	CALUMET CITY	60409		10.99		99,497	First
Ocwen Loan Servicing, LLC	Cook	CALUMET CITY	60409		10.04		99,434	First
Ocwen Loan Servicing, LLC	Cook	CALUMET CITY	60409		11.49		73,513	First
Ocwen Loan Servicing, LLC	Cook	CALUMET CITY	60409		11.99		27,864	First
Ocwen Loan Servicing, LLC	Cook	CALUMET CITY	60409		10.25		61,772	First
Ocwen Loan Servicing, LLC	Cook	CALUMET CITY	60409		11.50		63,170	First
Ocwen Loan Servicing, LLC	Cook	CALUMET CITY	60409		11.75		94,703	First
Ocwen Loan Servicing, LLC	Cook	CALUMET CITY	60409		10.60		141,700	First
Ocwen Loan Servicing, LLC	Cook	CALUMET CITY	60409		12.88		36,807	Junior
Ocwen Loan Servicing, LLC	Cook	CALUMET CITY	60409		12.88		56,719	Junior
Ocwen Loan Servicing, LLC	Cook	CALUMET CITY	60409		12.15		24,386	Junior
Ocwen Loan Servicing, LLC	Cook	CALUMET CITY	60409		13.95		10,341	Junior
Ocwen Loan Servicing, LLC	Cook	CALUMET CITY	60409		14.99		24,819	Junior
Ocwen Loan Servicing, LLC	Cook	CALUMET CITY	60409		14.99		23,311	Junior

Statewide High Risk/Interst Loans for the Second Half of 2005

InstitutionName	County	City	Zip	Application Date	Interest Rate	Loan Date	Loan Amount	Loan Type
Ocwen Loan Servicing, LLC	Cook	CALUMET CITY	60409		13.99		23,713	Junior
Ocwen Loan Servicing, LLC	Cook	CALUMET CITY	60409		13.99		24,299	Junior
Ocwen Loan Servicing, LLC	Cook	CALUMET CITY	60409		14.00		10,856	Junior
Ocwen Loan Servicing, LLC	Cook	CALUMET CITY	60409		14.74		1,771	Junior
Ocwen Loan Servicing, LLC	Cook	CALUMET CITY	60409		12.25		5,462	Junior
Ocwen Loan Servicing, LLC	Cook	CALUMET CITY	60409		15.99		35,602	Junior
Ocwen Loan Servicing, LLC	Cook	CALUMET CITY	60409		12.25		8,625	Junior
Ocwen Loan Servicing, LLC	Cook	CALUMET CITY	60409		13.25		27,910	Junior
Ocwen Loan Servicing, LLC	Cook	CALUMET CITY	60409		14.99		25,348	Junior
Ocwen Loan Servicing, LLC	Cook	POSEN	60409		15.00		28,892	First
Ocwen Loan Servicing, LLC	Cook	SOUTH HOLLAND	60409		10.65		65,220	First
Ocwen Loan Servicing, LLC	Will	CHANNAHON	60410		12.23		48,297	Junior
Ocwen Loan Servicing, LLC	Cook	CHICAGO HEIGHTS	60411		12.50		63,996	First
Ocwen Loan Servicing, LLC	Cook	CHICAGO HEIGHTS	60411		10.99		151,859	First
Ocwen Loan Servicing, LLC	Cook	CHICAGO HEIGHTS	60411		14.05		32,802	First
Ocwen Loan Servicing, LLC	Cook	CHICAGO HEIGHTS	60411		13.49		23,011	First
Ocwen Loan Servicing, LLC	Cook	CHICAGO HEIGHTS	60411		11.00		50,626	First
Ocwen Loan Servicing, LLC	Cook	CHICAGO HEIGHTS	60411		10.25		50,511	First
Ocwen Loan Servicing, LLC	Cook	CHICAGO HEIGHTS	60411		10.95		63,878	First
Ocwen Loan Servicing, LLC	Cook	CHICAGO HEIGHTS	60411		11.22		59,104	First
Ocwen Loan Servicing, LLC	Cook	CHICAGO HEIGHTS	60411		10.75		71,405	First
Ocwen Loan Servicing, LLC	Cook	CHICAGO HEIGHTS	60411		12.25		66,770	First
Ocwen Loan Servicing, LLC	Cook	CHICAGO HEIGHTS	60411		10.59		54,532	First
Ocwen Loan Servicing, LLC	Cook	CHICAGO HEIGHTS	60411		10.99		35,029	First
Ocwen Loan Servicing, LLC	Cook	CHICAGO HEIGHTS	60411		11.00		45,900	First
Ocwen Loan Servicing, LLC	Cook	CHICAGO HEIGHTS	60411		11.60		82,549	First
Ocwen Loan Servicing, LLC	Cook	CHICAGO HEIGHTS	60411		10.62		48,942	First
Ocwen Loan Servicing, LLC	Cook	CHICAGO HEIGHTS	60411		10.45		48,671	First
Ocwen Loan Servicing, LLC	Cook	CHICAGO HEIGHTS	60411		10.13		52,714	First
Ocwen Loan Servicing, LLC	Cook	CHICAGO HEIGHTS	60411		11.99		38,851	First
Ocwen Loan Servicing, LLC	Cook	CHICAGO HEIGHTS	60411		12.99		36,810	First
Ocwen Loan Servicing, LLC	Cook	CHICAGO HEIGHTS	60411		13.75		54,131	Junior
Ocwen Loan Servicing, LLC	Cook	CHICAGO HEIGHTS	60411		12.13		25,900	Junior
Ocwen Loan Servicing, LLC	Cook	CHICAGO HEIGHTS	60411		12.50		5,591	Junior
Ocwen Loan Servicing, LLC	Cook	CHICAGO HEIGHTS	60411		12.25		5,245	Junior
Ocwen Loan Servicing, LLC	Cook	CHICAGO HEIGHTS	60411		14.99		9,434	Junior
Ocwen Loan Servicing, LLC	Cook	CHICAGO HEIGHTS	60411		11.00		42,144	First
Ocwen Loan Servicing, LLC	Cook	FORD HEIGHTS	60411		11.88		18,701	First
Ocwen Loan Servicing, LLC	Cook	FORD HEIGHTS	60411		10.50		50,110	First
Ocwen Loan Servicing, LLC	Cook	FORD HEIGHTS	60411		10.95		31,557	First
Ocwen Loan Servicing, LLC	Cook	FORD HEIGHTS	60411		10.88		32,051	First
Ocwen Loan Servicing, LLC	Cook	FORD HEIGHTS	60411		12.50		26,535	First

Statewide High Risk/Interst Loans for the Second Half of 2005

InstitutionName	County	City	Zip	Application Date	Interest Rate	Loan Date	Loan Amount	Loan Type
Ocwen Loan Servicing, LLC	Cook	LYNWOOD	60411		15.75		25,770	Junior
Ocwen Loan Servicing, LLC	Cook	LYNWOOD	60411		13.50		44,370	Junior
Ocwen Loan Servicing, LLC	Cook	LYNWOOD	60411		14.50		15,442	Junior
Ocwen Loan Servicing, LLC	Cook	SAUK VILLAGE	60411		10.06		115,897	First
Ocwen Loan Servicing, LLC	Cook	SAUK VILLAGE	60411		11.00		59,423	First
Ocwen Loan Servicing, LLC	Cook	SAUK VILLAGE	60411		10.25		63,201	First
Ocwen Loan Servicing, LLC	Cook	SAUK VILLAGE	60411		10.75		65,768	First
Ocwen Loan Servicing, LLC	Cook	SAUK VILLAGE	60411		10.90		29,309	First
Ocwen Loan Servicing, LLC	Cook	SAUK VILLAGE	60411		11.80		53,388	First
Ocwen Loan Servicing, LLC	Cook	SAUK VILLAGE	60411		12.50		49,695	First
Ocwen Loan Servicing, LLC	Cook	SAUK VILLAGE	60411		13.99		24,057	Junior
Ocwen Loan Servicing, LLC	Cook	SAUK VILLAGE	60411		13.75		13,778	Junior
Ocwen Loan Servicing, LLC	Cook	SAUK VILLAGE	60411		16.25		19,218	Junior
Ocwen Loan Servicing, LLC	Cook	SOUTH CHICAGO HEIGH	60411		14.99		23,159	Junior
Ocwen Loan Servicing, LLC	Cook	SOUTH CHICAGO HEIGH	60411		10.60		92,496	First
Ocwen Loan Servicing, LLC	Cook	SAUK VILLAGE	60411		10.50		71,000	First
Ocwen Loan Servicing, LLC	Cook	CHICAGO RIDGE	60415		12.90		24,682	Junior
Ocwen Loan Servicing, LLC	Cook	CHICAGO RIDGE	60415		12.23		45,980	Junior
Ocwen Loan Servicing, LLC	Grundy	COAL CITY	60416		13.99		22,945	Junior
Ocwen Loan Servicing, LLC	Will	CRETE	60417		11.70		86,265	First
Ocwen Loan Servicing, LLC	Will	CRETE	60417		10.75		136,674	First
Ocwen Loan Servicing, LLC	Will	CRETE	60417		12.50		17,356	Junior
Ocwen Loan Servicing, LLC	Cook	DOLTON	60419		13.00		84,961	First
Ocwen Loan Servicing, LLC	Cook	DOLTON	60419		10.60		78,103	First
Ocwen Loan Servicing, LLC	Cook	DOLTON	60419		10.25		99,964	First
Ocwen Loan Servicing, LLC	Cook	DOLTON	60419		11.52		100,794	First
Ocwen Loan Servicing, LLC	Cook	DOLTON	60419		10.19		80,576	First
Ocwen Loan Servicing, LLC	Cook	DOLTON	60419		12.95		34,986	First
Ocwen Loan Servicing, LLC	Cook	DOLTON	60419		12.23		37,621	First
Ocwen Loan Servicing, LLC	Cook	DOLTON	60419		12.28		34,398	First
Ocwen Loan Servicing, LLC	Cook	DOLTON	60419		10.99		59,293	First
Ocwen Loan Servicing, LLC	Cook	DOLTON	60419		10.50		79,116	First
Ocwen Loan Servicing, LLC	Cook	DOLTON	60419		10.25		115,268	First
Ocwen Loan Servicing, LLC	Cook	DOLTON	60419		10.75		49,207	First
Ocwen Loan Servicing, LLC	Cook	DOLTON	60419		10.65		96,487	First
Ocwen Loan Servicing, LLC	Cook	DOLTON	60419		10.15		17,928	First
Ocwen Loan Servicing, LLC	Cook	DOLTON	60419		10.50		84,439	First
Ocwen Loan Servicing, LLC	Cook	DOLTON	60419		10.88		80,073	First
Ocwen Loan Servicing, LLC	Cook	DOLTON	60419		11.13		67,297	First
Ocwen Loan Servicing, LLC	Cook	DOLTON	60419		10.50		55,411	First
Ocwen Loan Servicing, LLC	Cook	DOLTON	60419		11.79		89,660	First
Ocwen Loan Servicing, LLC	Cook	DOLTON	60419		11.00		91,449	First

Statewide High Risk/Interst Loans for the Second Half of 2005

InstitutionName	County	City	Zip	Application Date	Interest Rate	Loan Date	Loan Amount	Loan Type
Ocwen Loan Servicing, LLC	Cook	DOLTON	60419		10.75		76,995	First
Ocwen Loan Servicing, LLC	Cook	DOLTON	60419		11.75		77,825	First
Ocwen Loan Servicing, LLC	Cook	DOLTON	60419		13.30		76,068	First
Ocwen Loan Servicing, LLC	Cook	DOLTON	60419		11.55		85,264	First
Ocwen Loan Servicing, LLC	Cook	DOLTON	60419		11.15		58,143	First
Ocwen Loan Servicing, LLC	Cook	DOLTON	60419		14.50		24,786	Junior
Ocwen Loan Servicing, LLC	Cook	DOLTON	60419		13.49		16,888	Junior
Ocwen Loan Servicing, LLC	Cook	DOLTON	60419		14.99		48,595	Junior
Ocwen Loan Servicing, LLC	Cook	DOLTON	60419		12.99		20,990	Junior
Ocwen Loan Servicing, LLC	Cook	DOLTON	60419		12.13		31,000	Junior
Ocwen Loan Servicing, LLC	Cook	DOLTON	60419		13.99		13,156	Junior
Ocwen Loan Servicing, LLC	Cook	DOLTON	60419		12.99		20,808	Junior
Ocwen Loan Servicing, LLC	Cook	DOLTON	60419		13.99		24,557	Junior
Ocwen Loan Servicing, LLC	Cook	DOLTON	60419		13.50		17,290	Junior
Ocwen Loan Servicing, LLC	Cook	DOLTON	60419		12.25		16,816	Junior
Ocwen Loan Servicing, LLC	Cook	DOLTON	60419		12.50		26,462	Junior
Ocwen Loan Servicing, LLC	Cook	DOLTON	60419		12.50		13,114	Junior
Ocwen Loan Servicing, LLC	Cook	DOLTON	60419		12.25		5,014	Junior
Ocwen Loan Servicing, LLC	Cook	DOLTON	60419		13.59		23,425	Junior
Ocwen Loan Servicing, LLC	Cook	DOLTON	60419		16.25		16,519	Junior
Ocwen Loan Servicing, LLC	Cook	DOLTON	60419		12.15		16,947	Junior
Ocwen Loan Servicing, LLC	Cook	DOLTON	60419		12.75		21,623	Junior
Ocwen Loan Servicing, LLC	Cook	DOLTON	60419		15.99		47,598	Junior
Ocwen Loan Servicing, LLC	Will	ELWOOD	60421		10.20		88,818	First
Ocwen Loan Servicing, LLC	Cook	FLOSSMOOR	60422		14.99		18,559	Junior
Ocwen Loan Servicing, LLC	Will	FRANKFORT	60423		10.63		169,634	First
Ocwen Loan Servicing, LLC	Will	FRANKFORT	60423		13.99		90,154	Junior
Ocwen Loan Servicing, LLC	Will	FRANKFORT	60423		12.13		64,982	Junior
Ocwen Loan Servicing, LLC	Will	FRANKFORT	60423		12.63		77,941	Junior
Ocwen Loan Servicing, LLC	Cook	GLENWOOD	60425		10.40		94,590	First
Ocwen Loan Servicing, LLC	Cook	GLENWOOD	60425		10.84		24,690	First
Ocwen Loan Servicing, LLC	Cook	GLENWOOD	60425		10.55		69,976	First
Ocwen Loan Servicing, LLC	Cook	GLENWOOD	60425		10.50		142,537	First
Ocwen Loan Servicing, LLC	Cook	GLENWOOD	60425		10.65		68,466	First
Ocwen Loan Servicing, LLC	Cook	GLENWOOD	60425		10.75		59,252	First
Ocwen Loan Servicing, LLC	Cook	GLENWOOD	60425		12.50		53,677	Junior
Ocwen Loan Servicing, LLC	Cook	GLENWOOD	60425		12.50		38,917	Junior
Ocwen Loan Servicing, LLC	Cook	HAZELCREST	60425		11.75		88,646	First
Ocwen Loan Servicing, LLC	Cook	DIXMOOR	60426		12.50		47,506	First
Ocwen Loan Servicing, LLC	Cook	DIXMOOR	60426		10.99		8,322	First
Ocwen Loan Servicing, LLC	Cook	HARVEY	60426		11.75		44,083	First
Ocwen Loan Servicing, LLC	Cook	HARVEY	60426		11.90		68,527	First

Statewide High Risk/Interst Loans for the Second Half of 2005

InstitutionName	County	City	Zip	Application Date	Interest Rate	Loan Date	Loan Amount	Loan Type
Ocwen Loan Servicing, LLC	Cook	HARVEY	60426		12.40		36,527	First
Ocwen Loan Servicing, LLC	Cook	HARVEY	60426		10.75		54,009	First
Ocwen Loan Servicing, LLC	Cook	HARVEY	60426		11.25		38,778	First
Ocwen Loan Servicing, LLC	Cook	HARVEY	60426		10.75		34,342	First
Ocwen Loan Servicing, LLC	Cook	HARVEY	60426		10.54		85,100	First
Ocwen Loan Servicing, LLC	Cook	HARVEY	60426		10.64		119,363	First
Ocwen Loan Servicing, LLC	Cook	HARVEY	60426		10.54		91,200	First
Ocwen Loan Servicing, LLC	Cook	HARVEY	60426		11.48		53,899	First
Ocwen Loan Servicing, LLC	Cook	HARVEY	60426		11.00		91,770	First
Ocwen Loan Servicing, LLC	Cook	HARVEY	60426		11.80		68,727	First
Ocwen Loan Servicing, LLC	Cook	HARVEY	60426		11.50		58,249	First
Ocwen Loan Servicing, LLC	Cook	HARVEY	60426		11.92		65,767	First
Ocwen Loan Servicing, LLC	Cook	HARVEY	60426		10.45		74,791	First
Ocwen Loan Servicing, LLC	Cook	HARVEY	60426		11.95		101,364	First
Ocwen Loan Servicing, LLC	Cook	HARVEY	60426		10.10		67,821	First
Ocwen Loan Servicing, LLC	Cook	HARVEY	60426		10.99		77,600	First
Ocwen Loan Servicing, LLC	Cook	HARVEY	60426		10.50		80,499	First
Ocwen Loan Servicing, LLC	Cook	HARVEY	60426		11.54		43,222	First
Ocwen Loan Servicing, LLC	Cook	HARVEY	60426		11.34		16,622	First
Ocwen Loan Servicing, LLC	Cook	HARVEY	60426		13.65		40,154	First
Ocwen Loan Servicing, LLC	Cook	HARVEY	60426		11.09		59,145	First
Ocwen Loan Servicing, LLC	Cook	HARVEY	60426		12.09		71,137	First
Ocwen Loan Servicing, LLC	Cook	HARVEY	60426		16.25		50,326	First
Ocwen Loan Servicing, LLC	Cook	HARVEY	60426		10.99		64,734	First
Ocwen Loan Servicing, LLC	Cook	HARVEY	60426		10.05		53,342	First
Ocwen Loan Servicing, LLC	Cook	HARVEY	60426		11.50		16,818	First
Ocwen Loan Servicing, LLC	Cook	HARVEY	60426		11.99		25,461	First
Ocwen Loan Servicing, LLC	Cook	HARVEY	60426		10.75		63,603	First
Ocwen Loan Servicing, LLC	Cook	HARVEY	60426		10.51		57,561	First
Ocwen Loan Servicing, LLC	Cook	HARVEY	60426		11.25		42,386	First
Ocwen Loan Servicing, LLC	Cook	HARVEY	60426		10.25		73,003	First
Ocwen Loan Servicing, LLC	Cook	HARVEY	60426		13.79		58,700	First
Ocwen Loan Servicing, LLC	Cook	HARVEY	60426		11.79		59,907	First
Ocwen Loan Servicing, LLC	Cook	HARVEY	60426		11.39		53,336	First
Ocwen Loan Servicing, LLC	Cook	HARVEY	60426		12.75		41,509	First
Ocwen Loan Servicing, LLC	Cook	HARVEY	60426		10.65		49,905	First
Ocwen Loan Servicing, LLC	Cook	HARVEY	60426		11.75		13,992	First
Ocwen Loan Servicing, LLC	Cook	HARVEY	60426		10.65		74,960	First
Ocwen Loan Servicing, LLC	Cook	HARVEY	60426		10.85		58,500	First
Ocwen Loan Servicing, LLC	Cook	HARVEY	60426		12.13		24,993	Junior
Ocwen Loan Servicing, LLC	Cook	HARVEY	60426		13.00		18,780	Junior
Ocwen Loan Servicing, LLC	Cook	HARVEY	60426		13.15		15,698	Junior

Statewide High Risk/Interst Loans for the Second Half of 2005

InstitutionName	County	City	Zip	Application Date	Interest Rate	Loan Date	Loan Amount	Loan Type
Ocwen Loan Servicing, LLC	Cook	HARVEY	60426		12.25		5,316	Junior
Ocwen Loan Servicing, LLC	Cook	MARKHAM	60426		10.69		92,456	First
Ocwen Loan Servicing, LLC	Cook	MARKHAM	60426		11.70		53,127	First
Ocwen Loan Servicing, LLC	Cook	MARKHAM	60426		10.80		39,258	First
Ocwen Loan Servicing, LLC	Cook	MARKHAM	60426		10.50		44,058	First
Ocwen Loan Servicing, LLC	Cook	MARKHAM	60426		10.75		77,964	First
Ocwen Loan Servicing, LLC	Cook	MARKHAM	60426		10.05		63,436	First
Ocwen Loan Servicing, LLC	Cook	MARKHAM	60426		12.45		37,585	First
Ocwen Loan Servicing, LLC	Cook	MARKHAM	60426		12.50		27,576	First
Ocwen Loan Servicing, LLC	Cook	MARKHAM	60426		10.55		48,352	First
Ocwen Loan Servicing, LLC	Cook	MARKHAM	60426		10.60		78,018	First
Ocwen Loan Servicing, LLC	Cook	MARKHAM	60426		11.80		43,751	First
Ocwen Loan Servicing, LLC	Cook	MARKHAM	60426		10.55		74,253	First
Ocwen Loan Servicing, LLC	Cook	MARKHAM	60426		10.50		82,736	First
Ocwen Loan Servicing, LLC	Cook	MARKHAM	60426		16.25		25,556	Junior
Ocwen Loan Servicing, LLC	Cook	MARKHAM	60426		12.75		17,084	Junior
Ocwen Loan Servicing, LLC	Cook	MARKHAM	60426		13.99		32,755	Junior
Ocwen Loan Servicing, LLC	Cook	MARKHAM	60426		14.50		9,909	Junior
Ocwen Loan Servicing, LLC	Cook	MARKHAM	60426		12.25		5,112	Junior
Ocwen Loan Servicing, LLC	Cook	PHOENIX	60426		13.70		23,198	First
Ocwen Loan Servicing, LLC	Cook	PHOENIX	60426		12.99		46,282	First
Ocwen Loan Servicing, LLC	Cook	MARKHAM	60428		12.75		5,751	Junior
Ocwen Loan Servicing, LLC	Cook	EAST HAZEL CREST	60429		10.30		87,247	First
Ocwen Loan Servicing, LLC	Cook	HARVEY	60429		10.50		37,153	First
Ocwen Loan Servicing, LLC	Cook	HAZEL CREST	60429		10.75		97,639	First
Ocwen Loan Servicing, LLC	Cook	HAZEL CREST	60429		11.00		97,416	First
Ocwen Loan Servicing, LLC	Cook	HAZEL CREST	60429		10.25		60,340	First
Ocwen Loan Servicing, LLC	Cook	HAZEL CREST	60429		11.76		118,222	First
Ocwen Loan Servicing, LLC	Cook	HAZEL CREST	60429		10.49		64,368	First
Ocwen Loan Servicing, LLC	Cook	HAZEL CREST	60429		10.95		86,315	First
Ocwen Loan Servicing, LLC	Cook	HAZEL CREST	60429		15.07		136,112	First
Ocwen Loan Servicing, LLC	Cook	HAZEL CREST	60429		10.10		50,268	First
Ocwen Loan Servicing, LLC	Cook	HAZEL CREST	60429		11.37		84,125	First
Ocwen Loan Servicing, LLC	Cook	HAZEL CREST	60429		10.50		177,263	First
Ocwen Loan Servicing, LLC	Cook	HAZEL CREST	60429		11.45		43,647	First
Ocwen Loan Servicing, LLC	Cook	HAZEL CREST	60429		10.99		122,528	First
Ocwen Loan Servicing, LLC	Cook	HAZEL CREST	60429		10.79		80,169	First
Ocwen Loan Servicing, LLC	Cook	HAZEL CREST	60429		12.79		87,817	First
Ocwen Loan Servicing, LLC	Cook	HAZEL CREST	60429		11.75		78,045	First
Ocwen Loan Servicing, LLC	Cook	HAZEL CREST	60429		13.99		42,249	Junior
Ocwen Loan Servicing, LLC	Cook	HAZEL CREST	60429		16.50		11,668	Junior
Ocwen Loan Servicing, LLC	Cook	HAZEL CREST	60429		15.75		19,873	Junior

Statewide High Risk/Interst Loans for the Second Half of 2005

InstitutionName	County	City	Zip	Application Date	Interest Rate	Loan Date	Loan Amount	Loan Type
Ocwen Loan Servicing, LLC	Cook	HOMEWOOD	60430		10.50		117,343	First
Ocwen Loan Servicing, LLC	Cook	HOMEWOOD	60430		11.50		102,913	First
Ocwen Loan Servicing, LLC	Cook	HOMEWOOD	60430		10.25		207,093	First
Ocwen Loan Servicing, LLC	Cook	HOMEWOOD	60430		13.75		12,949	Junior
Ocwen Loan Servicing, LLC	Will	JOLIET	60431		10.85		182,053	First
Ocwen Loan Servicing, LLC	Will	JOLIET	60431		12.75		11,481	Junior
Ocwen Loan Servicing, LLC	Will	JOLIET	60431		13.50		23,586	Junior
Ocwen Loan Servicing, LLC	Will	SHOREWOOD	60431		10.19		115,068	First
Ocwen Loan Servicing, LLC	Will	JOLIET	60432		10.30		66,181	First
Ocwen Loan Servicing, LLC	Will	JOLIET	60432		10.75		59,042	First
Ocwen Loan Servicing, LLC	Will	JOLIET	60432		10.75		46,634	First
Ocwen Loan Servicing, LLC	Will	JOLIET	60432		12.74		26,230	First
Ocwen Loan Servicing, LLC	Will	JOLIET	60432		10.75		40,679	First
Ocwen Loan Servicing, LLC	Will	JOLIET	60432		11.59		62,490	First
Ocwen Loan Servicing, LLC	Will	JOLIET	60432		11.09		61,759	First
Ocwen Loan Servicing, LLC	Will	JOLIET	60432		10.74		17,867	First
Ocwen Loan Servicing, LLC	Will	JOLIET	60432		12.88		68,511	First
Ocwen Loan Servicing, LLC	Will	JOLIET	60432		10.15		30,952	First
Ocwen Loan Servicing, LLC	Will	JOLIET	60433		12.45		38,837	First
Ocwen Loan Servicing, LLC	Will	JOLIET	60433		10.04		86,492	First
Ocwen Loan Servicing, LLC	Will	JOLIET	60433		10.75		62,212	First
Ocwen Loan Servicing, LLC	Will	JOLIET	60433		11.03		71,070	First
Ocwen Loan Servicing, LLC	Will	JOLIET	60433		11.99		73,500	First
Ocwen Loan Servicing, LLC	Will	JOLIET	60433		11.29		34,532	First
Ocwen Loan Servicing, LLC	Will	JOLIET	60433		10.49		50,901	First
Ocwen Loan Servicing, LLC	Will	JOLIET	60433		11.80		47,378	First
Ocwen Loan Servicing, LLC	Will	JOLIET	60433		13.50		46,164	First
Ocwen Loan Servicing, LLC	Will	JOLIET	60433		11.45		57,286	First
Ocwen Loan Servicing, LLC	Will	JOLIET	60433		10.35		89,850	First
Ocwen Loan Servicing, LLC	Will	JOLIET	60433		10.20		31,617	First
Ocwen Loan Servicing, LLC	Will	JOLIET	60433		12.00		23,528	First
Ocwen Loan Servicing, LLC	Will	JOLIET	60433		12.75		28,670	Junior
Ocwen Loan Servicing, LLC	Will	JOLIET	60433		13.75		33,081	Junior
Ocwen Loan Servicing, LLC	Will	JOLIET	60433		16.99		18,222	Junior
Ocwen Loan Servicing, LLC	Will	JOLIET	60433		13.99		23,368	Junior
Ocwen Loan Servicing, LLC	Will	MANHATTAN	60433		12.99		16,486	Junior
Ocwen Loan Servicing, LLC	Will	JOLIET	60433		12.01		79,871	First
Ocwen Loan Servicing, LLC	Will	JOLIET	60433		12.51		78,680	First
Ocwen Loan Servicing, LLC	Will	CREST HILL	60435		11.99		75,650	First
Ocwen Loan Servicing, LLC	Will	CREST HILL	60435		12.55		21,813	Junior
Ocwen Loan Servicing, LLC	Will	CREST HILL	60435		12.50		37,321	Junior
Ocwen Loan Servicing, LLC	Will	CREST HILL	60435		12.05		25,159	Junior

Statewide High Risk/Interst Loans for the Second Half of 2005

InstitutionName	County	City	Zip	Application Date	Interest Rate	Loan Date	Loan Amount	Loan Type
Ocwen Loan Servicing, LLC	Will	CRESTHILL	60435		12.24		29,396	First
Ocwen Loan Servicing, LLC	Will	JOLIET	60435		10.90		60,489	First
Ocwen Loan Servicing, LLC	Will	JOLIET	60435		10.50		126,360	First
Ocwen Loan Servicing, LLC	Will	JOLIET	60435		10.05		90,260	First
Ocwen Loan Servicing, LLC	Will	JOLIET	60435		10.75		103,253	First
Ocwen Loan Servicing, LLC	Will	JOLIET	60435		12.20		48,046	First
Ocwen Loan Servicing, LLC	Will	JOLIET	60435		10.49		90,139	First
Ocwen Loan Servicing, LLC	Will	JOLIET	60435		11.79		110,774	First
Ocwen Loan Servicing, LLC	Will	JOLIET	60435		10.50		37,766	First
Ocwen Loan Servicing, LLC	Will	JOLIET	60435		10.50		38,540	First
Ocwen Loan Servicing, LLC	Will	JOLIET	60435		10.65		130,850	First
Ocwen Loan Servicing, LLC	Will	JOLIET	60435		12.25		11,076	Junior
Ocwen Loan Servicing, LLC	Will	JOLIET	60435		13.70		22,950	Junior
Ocwen Loan Servicing, LLC	Will	JOLIET	60435		14.25		32,363	Junior
Ocwen Loan Servicing, LLC	Will	JOLIET	60435		12.50		52,705	Junior
Ocwen Loan Servicing, LLC	Will	JOLIET	60436		11.53		74,101	First
Ocwen Loan Servicing, LLC	Will	JOLIET	60436		11.25		60,107	First
Ocwen Loan Servicing, LLC	Will	JOLIET	60436		11.58		39,315	First
Ocwen Loan Servicing, LLC	Will	JOLIET	60436		10.50		57,488	First
Ocwen Loan Servicing, LLC	Will	JOLIET	60436		11.76		91,571	First
Ocwen Loan Servicing, LLC	Will	JOLIET	60436		10.65		126,000	First
Ocwen Loan Servicing, LLC	Will	JOLIET	60436		10.99		77,581	First
Ocwen Loan Servicing, LLC	Will	JOLIET	60436		11.15		76,803	First
Ocwen Loan Servicing, LLC	Will	JOLIET	60436		10.99		48,140	First
Ocwen Loan Servicing, LLC	Will	JOLIET	60436		10.45		61,565	First
Ocwen Loan Servicing, LLC	Will	JOLIET	60436		10.60		107,279	First
Ocwen Loan Servicing, LLC	Will	JOLIET	60436		13.99		8,278	Junior
Ocwen Loan Servicing, LLC	Cook	LANSING	60438		10.75		237,531	First
Ocwen Loan Servicing, LLC	Cook	LANSING	60438		10.37		129,940	First
Ocwen Loan Servicing, LLC	Cook	LANSING	60438		16.25		50,965	First
Ocwen Loan Servicing, LLC	Cook	LANSING	60438		11.51		267,055	First
Ocwen Loan Servicing, LLC	Cook	LANSING	60438		14.99		19,843	Junior
Ocwen Loan Servicing, LLC	Cook	LANSING	60438		16.13		25,322	Junior
Ocwen Loan Servicing, LLC	Cook	LANSING	60438		14.25		33,379	Junior
Ocwen Loan Servicing, LLC	Cook	LANSING	60438		14.99		52,641	Junior
Ocwen Loan Servicing, LLC	Cook	LANSING	60438		12.09		878	Junior
Ocwen Loan Servicing, LLC	DuPage	LEMONT	60439		12.99		100,605	Junior
Ocwen Loan Servicing, LLC	Will	BOLING BROOK	60440		13.99		37,418	Junior
Ocwen Loan Servicing, LLC	Will	BOLINGBROOK	60440		10.25		130,354	First
Ocwen Loan Servicing, LLC	Will	BOLINGBROOK	60440		10.74		141,511	First
Ocwen Loan Servicing, LLC	Will	BOLINGBROOK	60440		10.50		111,738	First
Ocwen Loan Servicing, LLC	Will	BOLINGBROOK	60440		10.50		156,341	First

Statewide High Risk/Interst Loans for the Second Half of 2005

InstitutionName	County	City	Zip	Application Date	Interest Rate	Loan Date	Loan Amount	Loan Type
Ocwen Loan Servicing, LLC	Will	BOLINGBROOK	60440		10.59		149,015	First
Ocwen Loan Servicing, LLC	Will	BOLINGBROOK	60440		10.60		197,541	First
Ocwen Loan Servicing, LLC	Will	BOLINGBROOK	60440		13.00		33,827	Junior
Ocwen Loan Servicing, LLC	Will	BOLINGBROOK	60440		12.15		38,978	Junior
Ocwen Loan Servicing, LLC	Will	BOLINGBROOK	60440		13.99		24,844	Junior
Ocwen Loan Servicing, LLC	Will	BOLINGBROOK	60440		13.00		22,432	Junior
Ocwen Loan Servicing, LLC	Will	BOLINGBROOK	60440		12.15		23,993	Junior
Ocwen Loan Servicing, LLC	Will	BOLINGBROOK	60440		14.05		19,491	Junior
Ocwen Loan Servicing, LLC	Will	BOLINGBROOK	60440		14.99		47,372	Junior
Ocwen Loan Servicing, LLC	Will	BOLINGBROOK	60440		12.99		12,157	Junior
Ocwen Loan Servicing, LLC	Will	BOLINGBROOK	60440		13.75		25,723	Junior
Ocwen Loan Servicing, LLC	Will	BOLINGBROOK	60440		12.30		49,973	Junior
Ocwen Loan Servicing, LLC	Will	BOLINGBROOK	60440		12.15		45,961	Junior
Ocwen Loan Servicing, LLC	Will	BOLINGBROOK	60440		12.75		31,528	Junior
Ocwen Loan Servicing, LLC	Will	LOCKPORT	60441		11.25		58,326	First
Ocwen Loan Servicing, LLC	Will	LOCKPORT	60441		10.25		188,336	First
Ocwen Loan Servicing, LLC	Will	LOCKPORT	60441		11.99		215,304	First
Ocwen Loan Servicing, LLC	Will	LOCKPORT	60441		10.79		119,604	First
Ocwen Loan Servicing, LLC	Will	LOCKPORT	60441		11.38		180,838	First
Ocwen Loan Servicing, LLC	Will	LOCKPORT	60441		10.13		196,539	First
Ocwen Loan Servicing, LLC	Will	LOCKPORT	60441		10.50		154,871	First
Ocwen Loan Servicing, LLC	Will	LOCKPORT	60441		11.55		33,275	First
Ocwen Loan Servicing, LLC	Will	LOCKPORT	60441		14.10		23,465	Junior
Ocwen Loan Servicing, LLC	Will	LOCKPORT	60441		13.99		32,744	Junior
Ocwen Loan Servicing, LLC	Will	LOCKPORT	60441		12.24		24,441	Junior
Ocwen Loan Servicing, LLC	Will	ROMEOVILLE	60441		10.99		61,344	First
Ocwen Loan Servicing, LLC	Will	ROMEOVILLE	60441		10.75		46,039	First
Ocwen Loan Servicing, LLC	Will	LOCKPORT	60441		12.13		52,400	Junior
Ocwen Loan Servicing, LLC	Will	MANHATTAN	60442		12.13		53,000	Junior
Ocwen Loan Servicing, LLC	Cook	MATTESON	60443		12.00		145,593	First
Ocwen Loan Servicing, LLC	Cook	MATTESON	60443		10.49		49,009	First
Ocwen Loan Servicing, LLC	Cook	MATTESON	60443		10.63		103,709	First
Ocwen Loan Servicing, LLC	Cook	MATTESON	60443		10.74		173,684	First
Ocwen Loan Servicing, LLC	Cook	MATTESON	60443		12.47		21,801	First
Ocwen Loan Servicing, LLC	Cook	MATTESON	60443		10.50		211,266	First
Ocwen Loan Servicing, LLC	Cook	MATTESON	60443		10.70		154,098	First
Ocwen Loan Servicing, LLC	Cook	MATTESON	60443		10.62		99,102	First
Ocwen Loan Servicing, LLC	Cook	MATTESON	60443		12.50		34,624	Junior
Ocwen Loan Servicing, LLC	Cook	MATTESON	60443		13.05		15,165	Junior
Ocwen Loan Servicing, LLC	Cook	MATTESON	60443		13.00		26,110	Junior
Ocwen Loan Servicing, LLC	Grundy	MAZON	60444		10.50		98,270	First
Ocwen Loan Servicing, LLC	Cook	CRESTWOOD	60445		10.90		54,673	First

Statewide High Risk/Interst Loans for the Second Half of 2005

InstitutionName	County	City	Zip	Application Date	Interest Rate	Loan Date	Loan Amount	Loan Type
Ocwen Loan Servicing, LLC	Cook	CRESTWOOD	60445		13.25		26,077	Junior
Ocwen Loan Servicing, LLC	Cook	MIDLOTHIAN	60445		11.35		83,414	First
Ocwen Loan Servicing, LLC	Cook	MIDLOTHIAN	60445		11.99		72,738	First
Ocwen Loan Servicing, LLC	Cook	MIDLOTHIAN	60445		15.99		18,191	Junior
Ocwen Loan Servicing, LLC	Cook	MIDLOTHIAN	60445		13.99		21,077	Junior
Ocwen Loan Servicing, LLC	Cook	MIDLOTHIAN	60445		13.88		20,505	Junior
Ocwen Loan Servicing, LLC	Cook	MIDLOTHIAN	60445		12.25		17,826	Junior
Ocwen Loan Servicing, LLC	Cook	MIDLOTHIAN	60445		12.15		34,920	Junior
Ocwen Loan Servicing, LLC	Cook	MIDLOTHIAN	60445		14.99		19,307	Junior
Ocwen Loan Servicing, LLC	Will	ROMEOVILLE	60446		11.75		188,581	First
Ocwen Loan Servicing, LLC	Will	ROMEOVILLE	60446		10.60		123,890	First
Ocwen Loan Servicing, LLC	Will	ROMEOVILLE	60446		10.35		66,659	First
Ocwen Loan Servicing, LLC	Will	ROMEOVILLE	60446		10.38		126,430	First
Ocwen Loan Servicing, LLC	Will	ROMEOVILLE	60446		12.19		30,942	Junior
Ocwen Loan Servicing, LLC	Will	ROMEOVILLE	60446		12.75		38,005	Junior
Ocwen Loan Servicing, LLC	Will	ROMEOVILLE	60446		13.25		39,924	Junior
Ocwen Loan Servicing, LLC	Will	ROMEOVILLE	60446		16.75		26,282	Junior
Ocwen Loan Servicing, LLC	Will	ROMEOVILLE	60446		13.63		25,851	Junior
Ocwen Loan Servicing, LLC	Will	ROMEOVILLE	60446		13.75		27,094	Junior
Ocwen Loan Servicing, LLC	Will	ROMEOVILLE	60446		12.23		37,400	Junior
Ocwen Loan Servicing, LLC	Grundy	MINOOKA	60447		11.44		81,012	First
Ocwen Loan Servicing, LLC	Grundy	MINOOKA	60447		12.25		6,797	Junior
Ocwen Loan Servicing, LLC	Will	MOKENA	60448		11.50		60,271	First
Ocwen Loan Servicing, LLC	Will	MOKENA	60448		16.99		30,835	Junior
Ocwen Loan Servicing, LLC	Grundy	MORRIS	60450		10.09		112,465	First
Ocwen Loan Servicing, LLC	Grundy	MORRIS	60450		11.99		46,727	First
Ocwen Loan Servicing, LLC	Will	NEW LENNOX	60451		12.25		7,292	Junior
Ocwen Loan Servicing, LLC	Will	NEW LENOX	60451		12.55		50,144	First
Ocwen Loan Servicing, LLC	Will	NEW LENOX	60451		10.25		121,264	First
Ocwen Loan Servicing, LLC	Will	NEW LENOX	60451		11.75		49,789	First
Ocwen Loan Servicing, LLC	Will	NEW LENOX	60451		14.00		7,722	Junior
Ocwen Loan Servicing, LLC	Will	NEW LENOX	60451		12.50		29,599	Junior
Ocwen Loan Servicing, LLC	Will	NEW LENOX	60451		14.99		34,512	Junior
Ocwen Loan Servicing, LLC	Cook	OAK FOREST	60452		10.50		117,787	First
Ocwen Loan Servicing, LLC	Cook	OAK FOREST	60452		10.50		118,127	First
Ocwen Loan Servicing, LLC	Cook	OAK FOREST	60452		12.75		39,913	Junior
Ocwen Loan Servicing, LLC	Cook	OAK FOREST	60452		12.41		44,766	Junior
Ocwen Loan Servicing, LLC	Cook	CREST HILL	60453		12.50		10,771	First
Ocwen Loan Servicing, LLC	Will	JOLIET	60453		11.25		53,110	First
Ocwen Loan Servicing, LLC	Cook	OAK LAWN	60453		10.25		177,689	First
Ocwen Loan Servicing, LLC	Cook	OAK LAWN	60453		12.95		76,798	First
Ocwen Loan Servicing, LLC	Cook	OAK LAWN	60453		13.99		51,309	Junior

Statewide High Risk/Interst Loans for the Second Half of 2005

InstitutionName	County	City	Zip	Application Date	Interest Rate	Loan Date	Loan Amount	Loan Type
Ocwen Loan Servicing, LLC	Cook	OAK LAWN	60453		13.75		11,739	Junior
Ocwen Loan Servicing, LLC	Cook	BRIDGEVIEW	60455		11.50		120,779	First
Ocwen Loan Servicing, LLC	Cook	BRIDGEVIEW	60455		13.99		21,625	Junior
Ocwen Loan Servicing, LLC	Cook	BRIDGEVIEW	60455		12.60		50,987	Junior
Ocwen Loan Servicing, LLC	Cook	HOMETOWN	60456		12.59		82,869	First
Ocwen Loan Servicing, LLC	Cook	HOMETOWN	60456		10.38		35,475	First
Ocwen Loan Servicing, LLC	Cook	HICKORY HILLS	60457		10.19		319,167	First
Ocwen Loan Servicing, LLC	Cook	JUSTICE	60458		10.74		102,483	First
Ocwen Loan Servicing, LLC	Cook	BURBANK	60459		10.25		99,928	First
Ocwen Loan Servicing, LLC	Cook	BURBANK	60459		10.39		152,066	First
Ocwen Loan Servicing, LLC	Cook	BURBANK	60459		11.10		108,102	First
Ocwen Loan Servicing, LLC	Cook	BURBANK	60459		12.13		30,827	Junior
Ocwen Loan Servicing, LLC	Cook	BURBANK	60459		12.99		31,857	Junior
Ocwen Loan Servicing, LLC	Cook	BURBANK	60459		16.25		16,136	Junior
Ocwen Loan Servicing, LLC	Livingston	ODELL	60460		10.69		116,287	First
Ocwen Loan Servicing, LLC	Livingston	ODELL	60460		10.84		162,317	First
Ocwen Loan Servicing, LLC	Cook	OLYMPIA FIELDS	60461		10.99		161,958	First
Ocwen Loan Servicing, LLC	Cook	OLYMPIA FIELDS	60461		10.29		46,806	First
Ocwen Loan Servicing, LLC	Cook	ORLAND PARK	60462		13.95		30,990	First
Ocwen Loan Servicing, LLC	Cook	ORLAND PARK	60462		10.63		170,548	First
Ocwen Loan Servicing, LLC	Cook	ORLAND PARK	60462		10.50		113,859	First
Ocwen Loan Servicing, LLC	Cook	ORLAND PARK	60462		10.55		36,477	First
Ocwen Loan Servicing, LLC	Cook	ORLAND PARK	60462		12.15		79,933	Junior
Ocwen Loan Servicing, LLC	Cook	ORLAND PARK	60462		16.25		449,403	Junior
Ocwen Loan Servicing, LLC	Cook	ORLAND PARK	60462		12.75		41,456	Junior
Ocwen Loan Servicing, LLC	Cook	ORLAND PARK	60462		15.50		15,090	Junior
Ocwen Loan Servicing, LLC	Cook	ORLAND PARK	60462		11.13		169,641	First
Ocwen Loan Servicing, LLC	Cook	PALOS HEIGHTS	60463		10.99		39,624	First
Ocwen Loan Servicing, LLC	Cook	PALOS PARK	60464		10.37		195,885	First
Ocwen Loan Servicing, LLC	Cook	PALOS HILLS	60465		11.89		184,915	First
Ocwen Loan Servicing, LLC	Cook	PALOS HILLS	60465		10.50		103,751	First
Ocwen Loan Servicing, LLC	Cook	PALOS HILLS	60465		13.50		53,618	First
Ocwen Loan Servicing, LLC	Cook	PARK FOREST	60466		10.25		72,678	First
Ocwen Loan Servicing, LLC	Cook	PARK FOREST	60466		10.75		96,149	First
Ocwen Loan Servicing, LLC	Cook	PARK FOREST	60466		10.75		72,110	First
Ocwen Loan Servicing, LLC	Cook	PARK FOREST	60466		11.24		41,792	First
Ocwen Loan Servicing, LLC	Cook	PARK FOREST	60466		11.34		105,655	First
Ocwen Loan Servicing, LLC	Cook	PARK FOREST	60466		10.95		101,604	First
Ocwen Loan Servicing, LLC	Cook	PARK FOREST	60466		10.99		38,866	First
Ocwen Loan Servicing, LLC	Cook	PARK FOREST	60466		11.25		67,399	First
Ocwen Loan Servicing, LLC	Cook	PARK FOREST	60466		11.15		36,684	First
Ocwen Loan Servicing, LLC	Cook	PARK FOREST	60466		14.50		23,705	Junior

Statewide High Risk/Interst Loans for the Second Half of 2005

InstitutionName	County	City	Zip	Application Date	Interest Rate	Loan Date	Loan Amount	Loan Type
Ocwen Loan Servicing, LLC	Cook	PARK FOREST	60466		14.99		15,429	Junior
Ocwen Loan Servicing, LLC	Cook	PARK FOREST	60466		13.99		20,852	Junior
Ocwen Loan Servicing, LLC	Cook	PARK FOREST	60466		13.99		10,243	Junior
Ocwen Loan Servicing, LLC	Cook	PARK FOREST	60466		15.99		41,157	Junior
Ocwen Loan Servicing, LLC	Cook	PARK FOREST	60466		12.25		23,926	Junior
Ocwen Loan Servicing, LLC	Cook	PARK FOREST	60466		12.25		4,702	Junior
Ocwen Loan Servicing, LLC	Cook	PARK FOREST	60466		12.50		39,170	Junior
Ocwen Loan Servicing, LLC	Cook	PARK FOREST	60466		13.99		27,862	Junior
Ocwen Loan Servicing, LLC	Cook	PARK FOREST	60466		16.25		30,576	Junior
Ocwen Loan Servicing, LLC	Cook	UNIVERSITY	60466		10.75		55,364	First
Ocwen Loan Servicing, LLC	Cook	UNIVERSITY PARK	60466		11.75		73,533	First
Ocwen Loan Servicing, LLC	Cook	UNIVERSITY PARK	60466		10.89		92,057	First
Ocwen Loan Servicing, LLC	Cook	UNIVERSITY PARK	60466		11.90		72,868	First
Ocwen Loan Servicing, LLC	Cook	UNIVERSITY PARK	60466		11.25		26,684	First
Ocwen Loan Servicing, LLC	Cook	UNIVERSITY PARK	60466		13.99		20,971	Junior
Ocwen Loan Servicing, LLC	Cook	UNIVERSITY PARK	60466		13.74		22,975	Junior
Ocwen Loan Servicing, LLC	Cook	UNIVERSITY PARK	60466		13.99		20,734	Junior
Ocwen Loan Servicing, LLC	Cook	PARK FOREST	60466		10.95		58,788	First
Ocwen Loan Servicing, LLC	Will	PEOTONE	60468		10.63		68,598	First
Ocwen Loan Servicing, LLC	Will	PEOTONE	60468		12.15		24,608	Junior
Ocwen Loan Servicing, LLC	Cook	POSEN	60469		12.49		116,290	First
Ocwen Loan Servicing, LLC	Cook	POSEN	60469		10.75		98,339	First
Ocwen Loan Servicing, LLC	Cook	POSEN	60469		14.25		32,524	Junior
Ocwen Loan Servicing, LLC	Cook	POSEN	60469		13.50		43,125	Junior
Ocwen Loan Servicing, LLC	La Salle	RANSOM	60470		12.99		37,736	First
Ocwen Loan Servicing, LLC	Cook	RIGHTON PARK	60471		10.63		219,289	First
Ocwen Loan Servicing, LLC	Cook	RIGHTON PARK	60471		10.25		105,341	First
Ocwen Loan Servicing, LLC	Cook	RIGHTON PARK	60471		12.40		50,340	Junior
Ocwen Loan Servicing, LLC	Cook	RIGHTON PARK	60471		13.49		27,653	Junior
Ocwen Loan Servicing, LLC	Cook	RIGHTON PARK	60471		12.99		28,650	Junior
Ocwen Loan Servicing, LLC	Cook	RIGHTON PARK	60471		13.50		57,089	Junior
Ocwen Loan Servicing, LLC	Cook	RIGHTON PARK	60471		12.01		49,011	Junior
Ocwen Loan Servicing, LLC	Cook	RIGHTON PARK	60471		14.99		13,493	Junior
Ocwen Loan Servicing, LLC	Cook	RIGHTON PK	60471		12.85		27,637	Junior
Ocwen Loan Servicing, LLC	Cook	ROBBINS	60472		10.99		45,102	First
Ocwen Loan Servicing, LLC	Cook	ROBBINS	60472		10.75		40,250	First
Ocwen Loan Servicing, LLC	Cook	ROBBINS	60472		11.25		36,359	First
Ocwen Loan Servicing, LLC	Cook	ROBBINS	60472		10.52		70,577	First
Ocwen Loan Servicing, LLC	Cook	ROBBINS	60472		11.25		33,429	First
Ocwen Loan Servicing, LLC	Cook	ROBBINS	60472		12.99		16,716	First
Ocwen Loan Servicing, LLC	Cook	ROBBINS	60472		14.15		27,785	First
Ocwen Loan Servicing, LLC	Cook	ROBBINS	60472		11.69		39,854	First

Statewide High Risk/Interst Loans for the Second Half of 2005

InstitutionName	County	City	Zip	Application Date	Interest Rate	Loan Date	Loan Amount	Loan Type
Ocwen Loan Servicing, LLC	Cook	ROBBINS	60472		10.50		34,652	First
Ocwen Loan Servicing, LLC	Cook	ROBBINS	60472		11.74		31,941	First
Ocwen Loan Servicing, LLC	Cook	ROBBINS	60472		10.13		59,702	First
Ocwen Loan Servicing, LLC	Cook	ROBBINS	60472		12.50		29,029	First
Ocwen Loan Servicing, LLC	Cook	ROBBINS	60472		10.20		31,331	First
Ocwen Loan Servicing, LLC	Cook	ROBBINS	60472		10.35		29,357	First
Ocwen Loan Servicing, LLC	Cook	ROBBINS	60472		10.85		33,506	First
Ocwen Loan Servicing, LLC	Cook	S. HOLLAND	60473		13.99		14,471	Junior
Ocwen Loan Servicing, LLC	Cook	SOUTH HOLLAND	60473		10.45		152,545	First
Ocwen Loan Servicing, LLC	Cook	SOUTH HOLLAND	60473		10.24		88,910	First
Ocwen Loan Servicing, LLC	Cook	SOUTH HOLLAND	60473		13.34		64,972	First
Ocwen Loan Servicing, LLC	Cook	SOUTH HOLLAND	60473		10.99		68,431	First
Ocwen Loan Servicing, LLC	Cook	SOUTH HOLLAND	60473		10.25		145,703	First
Ocwen Loan Servicing, LLC	Cook	SOUTH HOLLAND	60473		10.25		74,560	First
Ocwen Loan Servicing, LLC	Cook	SOUTH HOLLAND	60473		10.99		119,430	First
Ocwen Loan Servicing, LLC	Cook	SOUTH HOLLAND	60473		11.49		138,419	First
Ocwen Loan Servicing, LLC	Cook	SOUTH HOLLAND	60473		10.25		125,598	First
Ocwen Loan Servicing, LLC	Cook	SOUTH HOLLAND	60473		10.20		59,306	First
Ocwen Loan Servicing, LLC	Cook	SOUTH HOLLAND	60473		12.70		43,248	First
Ocwen Loan Servicing, LLC	Cook	SOUTH HOLLAND	60473		13.00		64,677	Junior
Ocwen Loan Servicing, LLC	Cook	SOUTH HOLLAND	60473		13.50		40,926	Junior
Ocwen Loan Servicing, LLC	Cook	SOUTH HOLLAND	60473		12.13		56,000	Junior
Ocwen Loan Servicing, LLC	Cook	SOUTH HOLLAND	60473		12.15		22,940	Junior
Ocwen Loan Servicing, LLC	Cook	SOUTH HOLLAND	60473		16.99		28,359	Junior
Ocwen Loan Servicing, LLC	Cook	STEGER	60475		11.80		77,962	First
Ocwen Loan Servicing, LLC	Cook	STEGER	60475		10.25		76,886	First
Ocwen Loan Servicing, LLC	Cook	STEGER	60475		10.38		319,500	First
Ocwen Loan Servicing, LLC	Cook	STEGER	60475		12.50		74,514	Junior
Ocwen Loan Servicing, LLC	Cook	ORLAND HILLS	60477		10.10		175,000	First
Ocwen Loan Servicing, LLC	Cook	ORLAND HILLS	60477		12.75		49,973	Junior
Ocwen Loan Servicing, LLC	Cook	TINLEY PARK	60477		10.39		80,000	First
Ocwen Loan Servicing, LLC	Cook	TINLEY PARK	60477		10.75		55,381	First
Ocwen Loan Servicing, LLC	Cook	TINLEY PARK	60477		10.94		129,167	First
Ocwen Loan Servicing, LLC	Cook	TINLEY PARK	60477		11.00		116,957	First
Ocwen Loan Servicing, LLC	Cook	TINLEY PARK	60477		11.02		179,709	First
Ocwen Loan Servicing, LLC	Cook	TINLEY PARK	60477		10.50		77,601	First
Ocwen Loan Servicing, LLC	Cook	TINLEY PARK	60477		11.12		186,923	First
Ocwen Loan Servicing, LLC	Cook	TINLEY PARK	60477		12.15		36,948	Junior
Ocwen Loan Servicing, LLC	Cook	TINLEY PARK	60477		13.99		20,662	Junior
Ocwen Loan Servicing, LLC	Cook	TINLEY PARK	60477		12.50		44,549	Junior
Ocwen Loan Servicing, LLC	Cook	COUNTRY CLUB HILLS	60478		10.25		81,942	First
Ocwen Loan Servicing, LLC	Cook	COUNTRY CLUB HILLS	60478		12.84		69,890	First

Statewide High Risk/Interst Loans for the Second Half of 2005

InstitutionName	County	City	Zip	Application Date	Interest Rate	Loan Date	Loan Amount	Loan Type
Ocwen Loan Servicing, LLC	Cook	COUNTRY CLUB HILLS	60478		10.75		74,350	First
Ocwen Loan Servicing, LLC	Cook	COUNTRY CLUB HILLS	60478		10.63		41,804	First
Ocwen Loan Servicing, LLC	Cook	COUNTRY CLUB HILLS	60478		11.07		84,202	First
Ocwen Loan Servicing, LLC	Cook	COUNTRY CLUB HILLS	60478		10.13		102,291	First
Ocwen Loan Servicing, LLC	Cook	COUNTRY CLUB HILLS	60478		10.15		114,712	First
Ocwen Loan Servicing, LLC	Cook	COUNTRY CLUB HILLS	60478		11.89		53,421	First
Ocwen Loan Servicing, LLC	Cook	COUNTRY CLUB HILLS	60478		10.74		194,226	First
Ocwen Loan Servicing, LLC	Cook	COUNTRY CLUB HILLS	60478		11.38		76,323	First
Ocwen Loan Servicing, LLC	Cook	COUNTRY CLUB HILLS	60478		10.12		109,288	First
Ocwen Loan Servicing, LLC	Cook	COUNTRY CLUB HILLS	60478		10.79		80,492	First
Ocwen Loan Servicing, LLC	Cook	COUNTRY CLUB HILLS	60478		12.50		36,391	Junior
Ocwen Loan Servicing, LLC	Cook	COUNTRY CLUB HILLS	60478		13.99		16,169	Junior
Ocwen Loan Servicing, LLC	Cook	COUNTRY CLUB HILLS	60478		13.75		26,317	Junior
Ocwen Loan Servicing, LLC	Cook	COUNTRY CLUB HILLS	60478		14.87		17,290	Junior
Ocwen Loan Servicing, LLC	Cook	COUNTRY CLUB HILLS	60478		12.75		32,962	Junior
Ocwen Loan Servicing, LLC	Will	CUSTER PARK	60481		10.10		81,445	First
Ocwen Loan Servicing, LLC	Will	WILMINGTON	60481		10.25		76,622	First
Ocwen Loan Servicing, LLC	Will	WILMINGTON	60481		12.75		39,456	Junior
Ocwen Loan Servicing, LLC	Will	WILMINGTON	60481		14.75		24,931	Junior
Ocwen Loan Servicing, LLC	Cook	WORTH	60482		10.29		132,786	First
Ocwen Loan Servicing, LLC	Cook	WORTH	60482		10.38		54,391	First
Ocwen Loan Servicing, LLC	Cook	WORTH	60482		10.40		39,547	First
Ocwen Loan Servicing, LLC	Will	BOLINGBROOK	60490		12.10		64,799	Junior
Ocwen Loan Servicing, LLC	Will	HOMER GLENN	60491		10.59		115,000	First
Ocwen Loan Servicing, LLC	DuPage	AURORA	60504		10.50		156,730	First
Ocwen Loan Servicing, LLC	DuPage	AURORA	60504		10.25		251,547	First
Ocwen Loan Servicing, LLC	DuPage	AURORA	60504		10.24		141,603	First
Ocwen Loan Servicing, LLC	DuPage	AURORA	60504		10.50		105,863	First
Ocwen Loan Servicing, LLC	DuPage	AURORA	60504		10.13		215,900	First
Ocwen Loan Servicing, LLC	DuPage	AURORA	60504		10.25		206,970	First
Ocwen Loan Servicing, LLC	DuPage	AURORA	60504		12.69		25,594	Junior
Ocwen Loan Servicing, LLC	DuPage	AURORA	60504		12.15		39,750	Junior
Ocwen Loan Servicing, LLC	DuPage	AURORA	60504		13.99		29,571	Junior
Ocwen Loan Servicing, LLC	DuPage	AURORA	60504		13.50		15,921	Junior
Ocwen Loan Servicing, LLC	DuPage	AURORA	60504		16.50		30,822	Junior
Ocwen Loan Servicing, LLC	DuPage	AURORA	60504		12.75		36,600	Junior
Ocwen Loan Servicing, LLC	DuPage	AURORA	60504		12.30		28,585	Junior
Ocwen Loan Servicing, LLC	DuPage	AURORA	60504		12.05		26,968	Junior
Ocwen Loan Servicing, LLC	Kane	AURORA	60505		10.50		154,964	First
Ocwen Loan Servicing, LLC	Kane	AURORA	60505		10.25		75,285	First
Ocwen Loan Servicing, LLC	Kane	AURORA	60505		15.36		83,660	First
Ocwen Loan Servicing, LLC	Kane	AURORA	60505		10.77		133,798	First

Statewide High Risk/Interst Loans for the Second Half of 2005

InstitutionName	County	City	Zip	Application Date	Interest Rate	Loan Date	Loan Amount	Loan Type
Ocwen Loan Servicing, LLC	Kane	AURORA	60505		11.29		105,926	First
Ocwen Loan Servicing, LLC	Kane	AURORA	60505		10.72		61,865	First
Ocwen Loan Servicing, LLC	Kane	AURORA	60505		10.15		83,436	First
Ocwen Loan Servicing, LLC	Kane	AURORA	60505		10.55		103,880	First
Ocwen Loan Servicing, LLC	Kane	AURORA	60505		10.20		99,970	First
Ocwen Loan Servicing, LLC	Kane	AURORA	60505		10.75		78,079	First
Ocwen Loan Servicing, LLC	Kane	AURORA	60505		12.15		38,345	Junior
Ocwen Loan Servicing, LLC	Kane	AURORA	60505		12.24		24,786	Junior
Ocwen Loan Servicing, LLC	Kane	AURORA	60505		12.19		28,584	Junior
Ocwen Loan Servicing, LLC	Kane	AURORA	60505		12.29		33,391	Junior
Ocwen Loan Servicing, LLC	Kane	AURORA	60505		12.29		32,000	Junior
Ocwen Loan Servicing, LLC	Kane	AURORA	60505		12.50		27,000	Junior
Ocwen Loan Servicing, LLC	Kane	AURORA	60505		12.05		28,958	Junior
Ocwen Loan Servicing, LLC	Kane	AURORA	60505		13.99		16,908	Junior
Ocwen Loan Servicing, LLC	DuPage	AURORA	60505		11.00		64,356	First
Ocwen Loan Servicing, LLC	DuPage	AURORA	60505		12.13		25,000	Junior
Ocwen Loan Servicing, LLC	Kane	AURORA	60506		11.90		94,142	First
Ocwen Loan Servicing, LLC	Kane	AURORA	60506		10.75		98,750	First
Ocwen Loan Servicing, LLC	Kane	AURORA	60506		10.29		120,978	First
Ocwen Loan Servicing, LLC	Kane	AURORA	60506		10.49		49,469	First
Ocwen Loan Servicing, LLC	Kane	AURORA	60506		11.38		37,226	First
Ocwen Loan Servicing, LLC	Kane	AURORA	60506		10.25		61,447	First
Ocwen Loan Servicing, LLC	Kane	AURORA	60506		10.04		76,230	First
Ocwen Loan Servicing, LLC	Kane	AURORA	60506		10.53		120,775	First
Ocwen Loan Servicing, LLC	Kane	AURORA	60506		11.99		35,434	First
Ocwen Loan Servicing, LLC	Kane	AURORA	60506		10.65		84,402	First
Ocwen Loan Servicing, LLC	Kane	AURORA	60506		12.70		36,689	Junior
Ocwen Loan Servicing, LLC	Kane	AURORA	60506		13.75		29,893	Junior
Ocwen Loan Servicing, LLC	Kane	AURORA	60506		12.44		29,200	Junior
Ocwen Loan Servicing, LLC	Kane	AURORA	60506		15.25		24,613	Junior
Ocwen Loan Servicing, LLC	Kane	BATAVIA	60510		13.15		29,353	Junior
Ocwen Loan Servicing, LLC	Kane	BATAVIA	60510		12.25		5,646	Junior
Ocwen Loan Servicing, LLC	Cook	BROOKFIELD	60513		10.75		96,138	First
Ocwen Loan Servicing, LLC	Cook	BROOKFIELD	60513		10.15		4,038	First
Ocwen Loan Servicing, LLC	Cook	BROOKFIELD	60513		13.75		28,974	Junior
Ocwen Loan Servicing, LLC	Cook	BROOKFIELD	60513		12.29		94,974	Junior
Ocwen Loan Servicing, LLC	DuPage	CLAREDON HILLS	60514		11.63		46,800	First
Ocwen Loan Servicing, LLC	DuPage	DOWNERS GROVE	60515		15.00		24,958	Junior
Ocwen Loan Servicing, LLC	DuPage	DOWNERS GROVE	60515		13.99		42,362	Junior
Ocwen Loan Servicing, LLC	DuPage	DOWNERS GROVE	60516		11.79		92,070	First
Ocwen Loan Servicing, LLC	DuPage	WOODRIDGE	60517		10.75		177,097	First
Ocwen Loan Servicing, LLC	DuPage	WOODRIDGE	60517		10.04		89,961	First

Statewide High Risk/Interst Loans for the Second Half of 2005

InstitutionName	County	City	Zip	Application Date	Interest Rate	Loan Date	Loan Amount	Loan Type
Ocwen Loan Servicing, LLC	DuPage	WOODRIDGE	60517		10.13		105,073	First
Ocwen Loan Servicing, LLC	DuPage	WOODRIDGE	60517		10.40		50,241	First
Ocwen Loan Servicing, LLC	DuPage	WOODRIDGE	60517		10.24		83,779	First
Ocwen Loan Servicing, LLC	DuPage	WOODRIDGE	60517		12.58		31,470	Junior
Ocwen Loan Servicing, LLC	DuPage	HINSDALE	60521		11.00		642,499	First
Ocwen Loan Servicing, LLC	DuPage	HINSDALE	60521		13.65		323,766	First
Ocwen Loan Servicing, LLC	DuPage	HINSDALE	60521		13.44		37,567	Junior
Ocwen Loan Servicing, LLC	DuPage	HINSDALE	60521		12.13		99,274	Junior
Ocwen Loan Servicing, LLC	Cook	INDIAN HEAD PARK	60525		12.00		78,621	First
Ocwen Loan Servicing, LLC	Cook	INDIANHEAD PARK	60525		10.45		69,735	First
Ocwen Loan Servicing, LLC	Cook	LA GRANGE	60525		12.70		47,558	First
Ocwen Loan Servicing, LLC	Cook	LA GRANGE PARK	60526		10.75		85,503	First
Ocwen Loan Servicing, LLC	Cook	LAGRANGE PARK	60526		10.49		50,075	First
Ocwen Loan Servicing, LLC	La Salle	LELAND	60531		11.50		74,778	First
Ocwen Loan Servicing, LLC	DuPage	LISLE	60532		10.65		230,897	First
Ocwen Loan Servicing, LLC	DuPage	LISLE	60532		16.25		16,442	Junior
Ocwen Loan Servicing, LLC	Cook	LYONS	60534		10.40		128,695	First
Ocwen Loan Servicing, LLC	Kendall	MONTGOMERY	60538		12.24		28,936	Junior
Ocwen Loan Servicing, LLC	Kendall	MONTGOMERY	60538		12.99		72,255	Junior
Ocwen Loan Servicing, LLC	Kane	NORTH AURORA	60542		11.85		10,070	First
Ocwen Loan Servicing, LLC	Kane	NORTH AURORA	60542		12.15		35,980	Junior
Ocwen Loan Servicing, LLC	Kendall	OSWEGO	60543		14.99		39,784	Junior
Ocwen Loan Servicing, LLC	Kendall	OSWEGO	60543		13.99		33,673	Junior
Ocwen Loan Servicing, LLC	Kendall	OSWEGO	60543		12.25		40,057	Junior
Ocwen Loan Servicing, LLC	Will	PLAINFIELD	60544		10.25		324,520	First
Ocwen Loan Servicing, LLC	Will	PLAINFIELD	60544		10.40		194,814	First
Ocwen Loan Servicing, LLC	Will	PLAINFIELD	60544		14.50		30,089	Junior
Ocwen Loan Servicing, LLC	Will	PLAINFIELD	60544		13.99		60,819	Junior
Ocwen Loan Servicing, LLC	Will	PLAINFIELD	60544		12.75		22,879	Junior
Ocwen Loan Servicing, LLC	Will	PLAINFIELD	60544		13.50		15,501	Junior
Ocwen Loan Servicing, LLC	Will	PLAINFIELD	60544		12.74		11,342	Junior
Ocwen Loan Servicing, LLC	Will	PLAINFIELD	60544		14.99		27,326	Junior
Ocwen Loan Servicing, LLC	Will	PLAINFIELD	60544		12.50		42,653	Junior
Ocwen Loan Servicing, LLC	Will	PLAINFIELD	60544		13.75		22,342	Junior
Ocwen Loan Servicing, LLC	Will	PLAINFIELD	60544		15.50		23,656	Junior
Ocwen Loan Servicing, LLC	Kendall	PLANO	60545		12.50		7,923	Junior
Ocwen Loan Servicing, LLC	DeKalb	SANDWICH	60548		13.09		53,333	First
Ocwen Loan Servicing, LLC	Kane	SUGAR GROVE	60554		10.46		164,167	First
Ocwen Loan Servicing, LLC	DuPage	WARRENVILLE	60555		10.74		33,853	First
Ocwen Loan Servicing, LLC	DeKalb	WATERMAN	60556		13.99		32,999	Junior
Ocwen Loan Servicing, LLC	DuPage	WESTMONT	60559		10.99		119,314	First
Ocwen Loan Servicing, LLC	Kendall	YORKVILLE	60560		13.00		36,668	Junior

Statewide High Risk/Interst Loans for the Second Half of 2005

InstitutionName	County	City	Zip	Application Date	Interest Rate	Loan Date	Loan Amount	Loan Type
Ocwen Loan Servicing, LLC	DuPage	DARIEN	60561		10.38		62,117	First
Ocwen Loan Servicing, LLC	DuPage	NAPERVILLE	60563		10.53		163,737	First
Ocwen Loan Servicing, LLC	DuPage	NAPERVILLE	60563		12.30		27,269	Junior
Ocwen Loan Servicing, LLC	Will	NAPERVILLE	60564		14.25		46,203	Junior
Ocwen Loan Servicing, LLC	Will	NAPERVILLE	60564		12.23		43,489	Junior
Ocwen Loan Servicing, LLC	Will	PLAINFIELD	60564		12.75		18,142	Junior
Ocwen Loan Servicing, LLC	DuPage	NAPERVILLE	60565		11.75		120,809	First
Ocwen Loan Servicing, LLC	DuPage	NAPERVILLE	60565		10.99		135,224	First
Ocwen Loan Servicing, LLC	DuPage	NAPERVILLE	60565		12.70		162,042	First
Ocwen Loan Servicing, LLC	Will	PLAINFIELD	60586		12.42		41,189	Junior
Ocwen Loan Servicing, LLC	Cook	CHICAGO	60601		10.38		66,350	First
Ocwen Loan Servicing, LLC	Cook	CHICAGO	60603		14.50		88,155	First
Ocwen Loan Servicing, LLC	Cook	CHICAGO	60605		10.74		197,137	First
Ocwen Loan Servicing, LLC	Cook	CHICAGO	60605		10.20		54,342	First
Ocwen Loan Servicing, LLC	Cook	CHICAGO	60605		12.15		48,945	Junior
Ocwen Loan Servicing, LLC	Cook	CHICAGO	60606		10.04		116,845	First
Ocwen Loan Servicing, LLC	Cook	CHICAGO	60607		13.46		44,176	First
Ocwen Loan Servicing, LLC	Cook	CHICAGO	60608		10.19		199,115	First
Ocwen Loan Servicing, LLC	Cook	CHICAGO	60608		11.95		163,328	First
Ocwen Loan Servicing, LLC	Cook	CHICAGO	60608		10.40		147,915	First
Ocwen Loan Servicing, LLC	Cook	CHICAGO	60608		12.79		42,570	First
Ocwen Loan Servicing, LLC	Cook	CHICAGO	60608		12.00		55,249	First
Ocwen Loan Servicing, LLC	Cook	CHICAGO	60609		10.49		107,314	First
Ocwen Loan Servicing, LLC	Cook	CHICAGO	60609		10.24		193,969	First
Ocwen Loan Servicing, LLC	Cook	CHICAGO	60609		10.33		124,520	First
Ocwen Loan Servicing, LLC	Cook	CHICAGO	60609		10.98		46,140	First
Ocwen Loan Servicing, LLC	Cook	CHICAGO	60609		11.25		33,738	First
Ocwen Loan Servicing, LLC	Cook	CHICAGO	60609		11.40		53,779	First
Ocwen Loan Servicing, LLC	Cook	CHICAGO	60609		10.24		92,223	First
Ocwen Loan Servicing, LLC	Cook	CHICAGO	60609		10.50		112,629	First
Ocwen Loan Servicing, LLC	Cook	CHICAGO	60609		11.28		85,348	First
Ocwen Loan Servicing, LLC	Cook	CHICAGO	60609		12.13		58,936	First
Ocwen Loan Servicing, LLC	Cook	CHICAGO	60609		10.84		22,854	First
Ocwen Loan Servicing, LLC	Cook	CHICAGO	60609		11.99		54,739	First
Ocwen Loan Servicing, LLC	Cook	CHICAGO	60609		12.49		71,528	First
Ocwen Loan Servicing, LLC	Cook	CHICAGO	60609		11.20		46,675	First
Ocwen Loan Servicing, LLC	Cook	CHICAGO	60609		10.25		51,306	First
Ocwen Loan Servicing, LLC	Cook	CHICAGO	60609		10.18		123,847	First
Ocwen Loan Servicing, LLC	Cook	CHICAGO	60609		14.00		9,788	First
Ocwen Loan Servicing, LLC	Cook	CHICAGO	60609		12.60		42,432	First
Ocwen Loan Servicing, LLC	Cook	CHICAGO	60609		10.65		47,752	First
Ocwen Loan Servicing, LLC	Cook	CHICAGO	60609		10.90		38,327	First

Statewide High Risk/Interst Loans for the Second Half of 2005

InstitutionName	County	City	Zip	Application Date	Interest Rate	Loan Date	Loan Amount	Loan Type
Ocwen Loan Servicing, LLC	Cook	CHICAGO	60609		10.49		103,320	First
Ocwen Loan Servicing, LLC	Cook	CHICAGO	60609		11.29		48,218	First
Ocwen Loan Servicing, LLC	Cook	CHICAGO	60609		11.50		64,540	First
Ocwen Loan Servicing, LLC	Cook	CHICAGO	60609		10.90		63,992	First
Ocwen Loan Servicing, LLC	Cook	CHICAGO	60609		14.05		18,217	Junior
Ocwen Loan Servicing, LLC	Cook	CHICAGO	60609		13.00		30,769	Junior
Ocwen Loan Servicing, LLC	Cook	CHICAGO	60609		12.25		6,890	Junior
Ocwen Loan Servicing, LLC	Cook	CHICAGO	60609		13.13		35,218	Junior
Ocwen Loan Servicing, LLC	Cook	CHICAGO	60609		13.25		23,979	Junior
Ocwen Loan Servicing, LLC	Cook	CHICAGO	60609		12.75		12,041	Junior
Ocwen Loan Servicing, LLC	Cook	CHICAGO	60610		10.75		18,683	First
Ocwen Loan Servicing, LLC	Cook	CHICAGO	60610		11.10		61,092	First
Ocwen Loan Servicing, LLC	Cook	CHICAGO	60610		11.45		127,766	First
Ocwen Loan Servicing, LLC	Cook	CHICAGO	60610		12.19		48,787	Junior
Ocwen Loan Servicing, LLC	Cook	CHICAGO	60611		10.25		485,273	First
Ocwen Loan Servicing, LLC	Cook	CHICAGO	60611		10.25		152,892	First
Ocwen Loan Servicing, LLC	Cook	CHICAGO	60611		11.05		111,188	First
Ocwen Loan Servicing, LLC	Cook	CHICAGO	60611		13.99		164,970	First
Ocwen Loan Servicing, LLC	Cook	CHICAGO	60611		12.25		62,684	Junior
Ocwen Loan Servicing, LLC	Cook	CHICAGO	60611		12.25		62,552	Junior
Ocwen Loan Servicing, LLC	Cook	CHICAGO	60612		10.09		100,561	First
Ocwen Loan Servicing, LLC	Cook	CHICAGO	60612		10.95		56,110	First
Ocwen Loan Servicing, LLC	Cook	CHICAGO	60612		11.75		56,050	First
Ocwen Loan Servicing, LLC	Cook	CHICAGO	60612		11.79		130,500	First
Ocwen Loan Servicing, LLC	Cook	CHICAGO	60612		16.25		64,836	First
Ocwen Loan Servicing, LLC	Cook	CHICAGO	60612		10.49		64,543	First
Ocwen Loan Servicing, LLC	Cook	CHICAGO	60612		10.60		59,692	First
Ocwen Loan Servicing, LLC	Cook	CHICAGO	60612		10.70		43,176	First
Ocwen Loan Servicing, LLC	Cook	CHICAGO	60612		10.85		57,133	First
Ocwen Loan Servicing, LLC	Cook	CHICAGO	60614		10.99		342,503	First
Ocwen Loan Servicing, LLC	Cook	CHICAGO	60614		10.21		43,790	First
Ocwen Loan Servicing, LLC	Cook	CHICAGO	60614		12.15		245,958	First
Ocwen Loan Servicing, LLC	Cook	CHICAGO	60614		11.75		98,491	First
Ocwen Loan Servicing, LLC	Cook	CHICAGO	60614		12.34		118,000	Junior
Ocwen Loan Servicing, LLC	Cook	CHICAGO	60614		16.25		69,573	Junior
Ocwen Loan Servicing, LLC	Cook	CHICAGO	60615		10.59		232,891	First
Ocwen Loan Servicing, LLC	Cook	CHICAGO	60615		11.54		82,574	First
Ocwen Loan Servicing, LLC	Cook	CHICAGO	60615		10.15		299,000	First
Ocwen Loan Servicing, LLC	Cook	CHICAGO	60615		10.44		112,000	First
Ocwen Loan Servicing, LLC	Cook	CHICAGO	60615		10.65		46,169	First
Ocwen Loan Servicing, LLC	Cook	CHICAGO	60615		12.75		143,894	First
Ocwen Loan Servicing, LLC	Cook	CHICAGO	60615		11.15		173,624	First

Statewide High Risk/Interst Loans for the Second Half of 2005

InstitutionName	County	City	Zip	Application Date	Interest Rate	Loan Date	Loan Amount	Loan Type
Ocwen Loan Servicing, LLC	Cook	CHICAGO	60615		11.55		23,154	First
Ocwen Loan Servicing, LLC	Cook	CHICAGO	60615		11.00		174,125	First
Ocwen Loan Servicing, LLC	Cook	CHICAGO	60615		10.13		162,000	First
Ocwen Loan Servicing, LLC	Cook	CHICAGO	60615		13.99		10,798	First
Ocwen Loan Servicing, LLC	Cook	CHICAGO	60615		10.90		125,798	First
Ocwen Loan Servicing, LLC	Cook	CHICAGO	60615		12.25		65,872	First
Ocwen Loan Servicing, LLC	Cook	CHICAGO	60615		14.50		23,220	Junior
Ocwen Loan Servicing, LLC	Cook	CHICAGO	60616		10.05		297,085	First
Ocwen Loan Servicing, LLC	Cook	CHICAGO	60617		10.75		120,776	First
Ocwen Loan Servicing, LLC	Cook	CHICAGO	60617		11.75		83,049	First
Ocwen Loan Servicing, LLC	Cook	CHICAGO	60617		11.05		48,861	First
Ocwen Loan Servicing, LLC	Cook	CHICAGO	60617		10.89		59,838	First
Ocwen Loan Servicing, LLC	Cook	CHICAGO	60617		11.79		74,532	First
Ocwen Loan Servicing, LLC	Cook	CHICAGO	60617		10.29		109,718	First
Ocwen Loan Servicing, LLC	Cook	CHICAGO	60617		10.19		105,109	First
Ocwen Loan Servicing, LLC	Cook	CHICAGO	60617		11.70		53,676	First
Ocwen Loan Servicing, LLC	Cook	CHICAGO	60617		13.25		23,113	First
Ocwen Loan Servicing, LLC	Cook	CHICAGO	60617		14.63		48,160	First
Ocwen Loan Servicing, LLC	Cook	CHICAGO	60617		11.75		55,309	First
Ocwen Loan Servicing, LLC	Cook	CHICAGO	60617		10.90		45,249	First
Ocwen Loan Servicing, LLC	Cook	CHICAGO	60617		11.77		59,442	First
Ocwen Loan Servicing, LLC	Cook	CHICAGO	60617		11.25		65,953	First
Ocwen Loan Servicing, LLC	Cook	CHICAGO	60617		10.55		54,899	First
Ocwen Loan Servicing, LLC	Cook	CHICAGO	60617		10.45		114,416	First
Ocwen Loan Servicing, LLC	Cook	CHICAGO	60617		10.45		116,858	First
Ocwen Loan Servicing, LLC	Cook	CHICAGO	60617		11.25		125,976	First
Ocwen Loan Servicing, LLC	Cook	CHICAGO	60617		10.45		21,619	First
Ocwen Loan Servicing, LLC	Cook	CHICAGO	60617		10.45		41,582	First
Ocwen Loan Servicing, LLC	Cook	CHICAGO	60617		11.49		85,342	First
Ocwen Loan Servicing, LLC	Cook	CHICAGO	60617		11.94		51,825	First
Ocwen Loan Servicing, LLC	Cook	CHICAGO	60617		13.34		22,632	First
Ocwen Loan Servicing, LLC	Cook	CHICAGO	60617		11.45		86,117	First
Ocwen Loan Servicing, LLC	Cook	CHICAGO	60617		11.25		58,800	First
Ocwen Loan Servicing, LLC	Cook	CHICAGO	60617		12.00		110,314	First
Ocwen Loan Servicing, LLC	Cook	CHICAGO	60617		10.34		59,649	First
Ocwen Loan Servicing, LLC	Cook	CHICAGO	60617		11.00		132,796	First
Ocwen Loan Servicing, LLC	Cook	CHICAGO	60617		12.99		59,266	First
Ocwen Loan Servicing, LLC	Cook	CHICAGO	60617		12.50		50,566	First
Ocwen Loan Servicing, LLC	Cook	CHICAGO	60617		12.20		39,424	First
Ocwen Loan Servicing, LLC	Cook	CHICAGO	60617		10.99		14,550	First
Ocwen Loan Servicing, LLC	Cook	CHICAGO	60617		10.80		134,513	First
Ocwen Loan Servicing, LLC	Cook	CHICAGO	60617		10.55		76,585	First

Statewide High Risk/Interst Loans for the Second Half of 2005

InstitutionName	County	City	Zip	Application Date	Interest Rate	Loan Date	Loan Amount	Loan Type
Ocwen Loan Servicing, LLC	Cook	CHICAGO	60617		10.25		48,211	First
Ocwen Loan Servicing, LLC	Cook	CHICAGO	60617		12.45		57,885	First
Ocwen Loan Servicing, LLC	Cook	CHICAGO	60617		12.95		76,001	First
Ocwen Loan Servicing, LLC	Cook	CHICAGO	60617		11.20		60,049	First
Ocwen Loan Servicing, LLC	Cook	CHICAGO	60617		13.20		48,575	First
Ocwen Loan Servicing, LLC	Cook	CHICAGO	60617		10.35		95,195	First
Ocwen Loan Servicing, LLC	Cook	CHICAGO	60617		10.80		74,915	First
Ocwen Loan Servicing, LLC	Cook	CHICAGO	60617		11.60		70,038	First
Ocwen Loan Servicing, LLC	Cook	CHICAGO	60617		13.50		27,451	Junior
Ocwen Loan Servicing, LLC	Cook	CHICAGO	60617		12.50		32,317	Junior
Ocwen Loan Servicing, LLC	Cook	CHICAGO	60617		14.99		27,224	Junior
Ocwen Loan Servicing, LLC	Cook	CHICAGO	60617		13.50		32,938	Junior
Ocwen Loan Servicing, LLC	Cook	CHICAGO	60617		12.75		25,776	Junior
Ocwen Loan Servicing, LLC	Cook	CHICAGO	60617		13.05		9,683	Junior
Ocwen Loan Servicing, LLC	Cook	CHICAGO	60617		12.25		6,669	Junior
Ocwen Loan Servicing, LLC	Cook	CHICAGO	60617		12.99		13,259	Junior
Ocwen Loan Servicing, LLC	Cook	CHICAGO	60617		16.25		14,336	Junior
Ocwen Loan Servicing, LLC	Cook	CHICAGO	60617		13.99		42,632	Junior
Ocwen Loan Servicing, LLC	Cook	CHICAGO	60617		14.25		33,207	Junior
Ocwen Loan Servicing, LLC	Cook	CHICAGO	60617		10.63		46,174	First
Ocwen Loan Servicing, LLC	Cook	CHICAGO	60617		12.13		35,400	Junior
Ocwen Loan Servicing, LLC	Cook	CHICAGO	60618		10.75		205,446	First
Ocwen Loan Servicing, LLC	Cook	CHICAGO	60618		10.29		128,567	First
Ocwen Loan Servicing, LLC	Cook	CHICAGO	60618		10.59		39,001	First
Ocwen Loan Servicing, LLC	Cook	CHICAGO	60618		16.25		149,469	First
Ocwen Loan Servicing, LLC	Cook	CHICAGO	60618		11.38		178,259	First
Ocwen Loan Servicing, LLC	Cook	CHICAGO	60618		12.60		255,878	First
Ocwen Loan Servicing, LLC	Cook	CHICAGO	60618		10.50		2,197	First
Ocwen Loan Servicing, LLC	Cook	CHICAGO	60618		13.00		11,104	Junior
Ocwen Loan Servicing, LLC	Cook	CHICAGO	60618		10.03		369,750	First
Ocwen Loan Servicing, LLC	Cook	CHICAGO	60619		11.00		74,807	First
Ocwen Loan Servicing, LLC	Cook	CHICAGO	60619		12.00		149,077	First
Ocwen Loan Servicing, LLC	Cook	CHICAGO	60619		10.25		91,916	First
Ocwen Loan Servicing, LLC	Cook	CHICAGO	60619		11.84		155,154	First
Ocwen Loan Servicing, LLC	Cook	CHICAGO	60619		10.24		228,800	First
Ocwen Loan Servicing, LLC	Cook	CHICAGO	60619		10.14		104,816	First
Ocwen Loan Servicing, LLC	Cook	CHICAGO	60619		10.54		174,791	First
Ocwen Loan Servicing, LLC	Cook	CHICAGO	60619		10.50		37,432	First
Ocwen Loan Servicing, LLC	Cook	CHICAGO	60619		11.80		85,257	First
Ocwen Loan Servicing, LLC	Cook	CHICAGO	60619		14.25		20,177	First
Ocwen Loan Servicing, LLC	Cook	CHICAGO	60619		10.38		105,553	First
Ocwen Loan Servicing, LLC	Cook	CHICAGO	60619		11.85		56,836	First

Statewide High Risk/Interst Loans for the Second Half of 2005

InstitutionName	County	City	Zip	Application Date	Interest Rate	Loan Date	Loan Amount	Loan Type
Ocwen Loan Servicing, LLC	Cook	CHICAGO	60619		14.38		60,109	First
Ocwen Loan Servicing, LLC	Cook	CHICAGO	60619		10.40		38,206	First
Ocwen Loan Servicing, LLC	Cook	CHICAGO	60619		10.05		233,000	First
Ocwen Loan Servicing, LLC	Cook	CHICAGO	60619		10.88		74,755	First
Ocwen Loan Servicing, LLC	Cook	CHICAGO	60619		10.38		211,150	First
Ocwen Loan Servicing, LLC	Cook	CHICAGO	60619		10.30		89,802	First
Ocwen Loan Servicing, LLC	Cook	CHICAGO	60619		10.60		86,269	First
Ocwen Loan Servicing, LLC	Cook	CHICAGO	60619		10.80		128,341	First
Ocwen Loan Servicing, LLC	Cook	CHICAGO	60619		11.42		128,611	First
Ocwen Loan Servicing, LLC	Cook	CHICAGO	60619		10.38		23,634	First
Ocwen Loan Servicing, LLC	Cook	CHICAGO	60619		11.63		42,393	First
Ocwen Loan Servicing, LLC	Cook	CHICAGO	60619		10.55		53,614	First
Ocwen Loan Servicing, LLC	Cook	CHICAGO	60619		10.37		66,783	First
Ocwen Loan Servicing, LLC	Cook	CHICAGO	60619		10.62		161,359	First
Ocwen Loan Servicing, LLC	Cook	CHICAGO	60619		12.25		80,014	First
Ocwen Loan Servicing, LLC	Cook	CHICAGO	60619		10.99		26,507	First
Ocwen Loan Servicing, LLC	Cook	CHICAGO	60619		12.14		71,938	First
Ocwen Loan Servicing, LLC	Cook	CHICAGO	60619		10.99		96,486	First
Ocwen Loan Servicing, LLC	Cook	CHICAGO	60619		13.99		169,871	First
Ocwen Loan Servicing, LLC	Cook	CHICAGO	60619		12.09		50,293	First
Ocwen Loan Servicing, LLC	Cook	CHICAGO	60619		10.55		89,746	First
Ocwen Loan Servicing, LLC	Cook	CHICAGO	60619		12.70		109,807	First
Ocwen Loan Servicing, LLC	Cook	CHICAGO	60619		13.15		25,945	First
Ocwen Loan Servicing, LLC	Cook	CHICAGO	60619		11.85		65,200	First
Ocwen Loan Servicing, LLC	Cook	CHICAGO	60619		10.58		78,668	First
Ocwen Loan Servicing, LLC	Cook	CHICAGO	60619		11.00		59,896	First
Ocwen Loan Servicing, LLC	Cook	CHICAGO	60619		10.63		90,446	First
Ocwen Loan Servicing, LLC	Cook	CHICAGO	60619		10.99		67,047	First
Ocwen Loan Servicing, LLC	Cook	CHICAGO	60619		11.35		83,497	First
Ocwen Loan Servicing, LLC	Cook	CHICAGO	60619		11.65		99,874	First
Ocwen Loan Servicing, LLC	Cook	CHICAGO	60619		12.44		45,555	First
Ocwen Loan Servicing, LLC	Cook	CHICAGO	60619		11.04		56,009	First
Ocwen Loan Servicing, LLC	Cook	CHICAGO	60619		11.99		84,621	First
Ocwen Loan Servicing, LLC	Cook	CHICAGO	60619		10.90		67,360	First
Ocwen Loan Servicing, LLC	Cook	CHICAGO	60619		10.90		108,088	First
Ocwen Loan Servicing, LLC	Cook	CHICAGO	60619		11.90		60,861	First
Ocwen Loan Servicing, LLC	Cook	CHICAGO	60619		12.04		82,659	First
Ocwen Loan Servicing, LLC	Cook	CHICAGO	60619		10.45		48,750	First
Ocwen Loan Servicing, LLC	Cook	CHICAGO	60619		10.05		18,401	First
Ocwen Loan Servicing, LLC	Cook	CHICAGO	60619		12.89		160,141	First
Ocwen Loan Servicing, LLC	Cook	CHICAGO	60619		11.50		59,320	First
Ocwen Loan Servicing, LLC	Cook	CHICAGO	60619		12.50		43,727	First

Statewide High Risk/Interst Loans for the Second Half of 2005

InstitutionName	County	City	Zip	Application Date	Interest Rate	Loan Date	Loan Amount	Loan Type
Ocwen Loan Servicing, LLC	Cook	CHICAGO	60619		13.75		41,440	Junior
Ocwen Loan Servicing, LLC	Cook	CHICAGO	60619		13.75		54,666	Junior
Ocwen Loan Servicing, LLC	Cook	CHICAGO	60619		12.15		35,980	Junior
Ocwen Loan Servicing, LLC	Cook	CHICAGO	60619		13.75		26,219	Junior
Ocwen Loan Servicing, LLC	Cook	CHICAGO	60619		12.25		5,437	Junior
Ocwen Loan Servicing, LLC	Cook	CHICAGO	60619		14.99		22,964	Junior
Ocwen Loan Servicing, LLC	Cook	CHICAGO	60619		14.50		30,798	Junior
Ocwen Loan Servicing, LLC	Cook	CHICAGO	60619		12.50		30,667	Junior
Ocwen Loan Servicing, LLC	Cook	CHICAGO	60619		13.25		21,527	Junior
Ocwen Loan Servicing, LLC	Cook	CHICAGO	60619		12.30		51,134	Junior
Ocwen Loan Servicing, LLC	Cook	CHICAGO	60619		12.38		35,911	Junior
Ocwen Loan Servicing, LLC	Cook	CHICAGO	60619		16.25		15,425	Junior
Ocwen Loan Servicing, LLC	Cook	CHICAGO	60619		12.25		3,518	Junior
Ocwen Loan Servicing, LLC	Cook	CHICAGO	60619		12.25		8,032	Junior
Ocwen Loan Servicing, LLC	Cook	CHICAGO	60619		13.25		24,364	Junior
Ocwen Loan Servicing, LLC	Cook	CHICAGO	60619		13.50		48,130	Junior
Ocwen Loan Servicing, LLC	Cook	CHICAGO	60619		14.50		10,264	Junior
Ocwen Loan Servicing, LLC	Cook	CHICAGO	60619		12.03		24,993	Junior
Ocwen Loan Servicing, LLC	Cook	CHICAGO	60620		10.50		101,996	First
Ocwen Loan Servicing, LLC	Cook	CHICAGO	60620		10.49		188,061	First
Ocwen Loan Servicing, LLC	Cook	CHICAGO	60620		10.49		61,484	First
Ocwen Loan Servicing, LLC	Cook	CHICAGO	60620		11.04		74,695	First
Ocwen Loan Servicing, LLC	Cook	CHICAGO	60620		10.04		154,654	First
Ocwen Loan Servicing, LLC	Cook	CHICAGO	60620		10.14		40,000	First
Ocwen Loan Servicing, LLC	Cook	CHICAGO	60620		11.75		83,342	First
Ocwen Loan Servicing, LLC	Cook	CHICAGO	60620		11.25		63,724	First
Ocwen Loan Servicing, LLC	Cook	CHICAGO	60620		10.75		73,819	First
Ocwen Loan Servicing, LLC	Cook	CHICAGO	60620		12.08		29,409	First
Ocwen Loan Servicing, LLC	Cook	CHICAGO	60620		10.99		23,673	First
Ocwen Loan Servicing, LLC	Cook	CHICAGO	60620		10.75		66,946	First
Ocwen Loan Servicing, LLC	Cook	CHICAGO	60620		11.95		14,047	First
Ocwen Loan Servicing, LLC	Cook	CHICAGO	60620		15.88		54,811	First
Ocwen Loan Servicing, LLC	Cook	CHICAGO	60620		11.73		91,549	First
Ocwen Loan Servicing, LLC	Cook	CHICAGO	60620		10.75		96,035	First
Ocwen Loan Servicing, LLC	Cook	CHICAGO	60620		11.00		95,382	First
Ocwen Loan Servicing, LLC	Cook	CHICAGO	60620		10.25		87,774	First
Ocwen Loan Servicing, LLC	Cook	CHICAGO	60620		10.85		67,630	First
Ocwen Loan Servicing, LLC	Cook	CHICAGO	60620		11.75		73,828	First
Ocwen Loan Servicing, LLC	Cook	CHICAGO	60620		10.15		80,786	First
Ocwen Loan Servicing, LLC	Cook	CHICAGO	60620		10.17		115,649	First
Ocwen Loan Servicing, LLC	Cook	CHICAGO	60620		11.04		50,745	First
Ocwen Loan Servicing, LLC	Cook	CHICAGO	60620		11.30		50,213	First

Statewide High Risk/Interst Loans for the Second Half of 2005

InstitutionName	County	City	Zip	Application Date	Interest Rate	Loan Date	Loan Amount	Loan Type
Ocwen Loan Servicing, LLC	Cook	CHICAGO	60620		11.13		108,801	First
Ocwen Loan Servicing, LLC	Cook	CHICAGO	60620		11.38		76,245	First
Ocwen Loan Servicing, LLC	Cook	CHICAGO	60620		10.25		83,925	First
Ocwen Loan Servicing, LLC	Cook	CHICAGO	60620		16.25		282,500	First
Ocwen Loan Servicing, LLC	Cook	CHICAGO	60620		10.35		23,044	First
Ocwen Loan Servicing, LLC	Cook	CHICAGO	60620		16.25		104,761	First
Ocwen Loan Servicing, LLC	Cook	CHICAGO	60620		10.99		75,429	First
Ocwen Loan Servicing, LLC	Cook	CHICAGO	60620		10.44		100,273	First
Ocwen Loan Servicing, LLC	Cook	CHICAGO	60620		12.04		84,193	First
Ocwen Loan Servicing, LLC	Cook	CHICAGO	60620		12.25		115,275	First
Ocwen Loan Servicing, LLC	Cook	CHICAGO	60620		10.78		79,461	First
Ocwen Loan Servicing, LLC	Cook	CHICAGO	60620		10.30		65,996	First
Ocwen Loan Servicing, LLC	Cook	CHICAGO	60620		10.40		87,652	First
Ocwen Loan Servicing, LLC	Cook	CHICAGO	60620		12.05		50,177	First
Ocwen Loan Servicing, LLC	Cook	CHICAGO	60620		12.13		100,688	First
Ocwen Loan Servicing, LLC	Cook	CHICAGO	60620		10.49		80,852	First
Ocwen Loan Servicing, LLC	Cook	CHICAGO	60620		10.65		59,361	First
Ocwen Loan Servicing, LLC	Cook	CHICAGO	60620		10.45		46,536	First
Ocwen Loan Servicing, LLC	Cook	CHICAGO	60620		10.39		98,816	First
Ocwen Loan Servicing, LLC	Cook	CHICAGO	60620		10.99		45,059	First
Ocwen Loan Servicing, LLC	Cook	CHICAGO	60620		10.15		34,941	First
Ocwen Loan Servicing, LLC	Cook	CHICAGO	60620		11.49		132,597	First
Ocwen Loan Servicing, LLC	Cook	CHICAGO	60620		12.54		82,174	First
Ocwen Loan Servicing, LLC	Cook	CHICAGO	60620		11.49		94,473	First
Ocwen Loan Servicing, LLC	Cook	CHICAGO	60620		12.49		36,703	First
Ocwen Loan Servicing, LLC	Cook	CHICAGO	60620		10.50		24,121	First
Ocwen Loan Servicing, LLC	Cook	CHICAGO	60620		13.15		123,130	First
Ocwen Loan Servicing, LLC	Cook	CHICAGO	60620		10.30		25,453	First
Ocwen Loan Servicing, LLC	Cook	CHICAGO	60620		10.25		96,081	First
Ocwen Loan Servicing, LLC	Cook	CHICAGO	60620		10.99		53,734	First
Ocwen Loan Servicing, LLC	Cook	CHICAGO	60620		12.99		84,641	First
Ocwen Loan Servicing, LLC	Cook	CHICAGO	60620		13.54		55,464	First
Ocwen Loan Servicing, LLC	Cook	CHICAGO	60620		11.05		100,387	First
Ocwen Loan Servicing, LLC	Cook	CHICAGO	60620		10.49		56,550	First
Ocwen Loan Servicing, LLC	Cook	CHICAGO	60620		10.84		118,714	First
Ocwen Loan Servicing, LLC	Cook	CHICAGO	60620		10.70		41,781	First
Ocwen Loan Servicing, LLC	Cook	CHICAGO	60620		11.95		45,042	First
Ocwen Loan Servicing, LLC	Cook	CHICAGO	60620		11.60		56,621	First
Ocwen Loan Servicing, LLC	Cook	CHICAGO	60620		14.99		78	Junior
Ocwen Loan Servicing, LLC	Cook	CHICAGO	60620		14.99		10,583	Junior
Ocwen Loan Servicing, LLC	Cook	CHICAGO	60620		13.99		20,115	Junior
Ocwen Loan Servicing, LLC	Cook	CHICAGO	60620		13.99		23,468	Junior

Statewide High Risk/Interst Loans for the Second Half of 2005

InstitutionName	County	City	Zip	Application Date	Interest Rate	Loan Date	Loan Amount	Loan Type
Ocwen Loan Servicing, LLC	Cook	CHICAGO	60620		12.50		16,718	Junior
Ocwen Loan Servicing, LLC	Cook	CHICAGO	60620		13.99		22,375	Junior
Ocwen Loan Servicing, LLC	Cook	CHICAGO	60620		12.75		15,608	Junior
Ocwen Loan Servicing, LLC	Cook	CHICAGO	60620		12.49		36,890	Junior
Ocwen Loan Servicing, LLC	Cook	CHICAGO	60620		12.75		6,630	Junior
Ocwen Loan Servicing, LLC	Cook	CHICAGO	60620		12.25		7,402	Junior
Ocwen Loan Servicing, LLC	Cook	CHICAGO	60620		13.99		6,005	Junior
Ocwen Loan Servicing, LLC	Cook	CHICAGO	60621		11.74		147,980	First
Ocwen Loan Servicing, LLC	Cook	CHICAGO	60621		10.39		46,232	First
Ocwen Loan Servicing, LLC	Cook	CHICAGO	60621		10.25		11,999	First
Ocwen Loan Servicing, LLC	Cook	CHICAGO	60621		11.88		37,770	First
Ocwen Loan Servicing, LLC	Cook	CHICAGO	60621		10.30		60,263	First
Ocwen Loan Servicing, LLC	Cook	CHICAGO	60621		10.88		26,156	First
Ocwen Loan Servicing, LLC	Cook	CHICAGO	60621		10.13		20,015	First
Ocwen Loan Servicing, LLC	Cook	CHICAGO	60621		11.80		33,774	First
Ocwen Loan Servicing, LLC	Cook	CHICAGO	60621		12.05		32,193	First
Ocwen Loan Servicing, LLC	Cook	CHICAGO	60621		11.57		223,840	First
Ocwen Loan Servicing, LLC	Cook	CHICAGO	60621		11.80		63,699	First
Ocwen Loan Servicing, LLC	Cook	CHICAGO	60621		12.88		47,466	First
Ocwen Loan Servicing, LLC	Cook	CHICAGO	60621		10.63		38,667	First
Ocwen Loan Servicing, LLC	Cook	CHICAGO	60621		10.99		51,743	First
Ocwen Loan Servicing, LLC	Cook	CHICAGO	60621		16.25		25,098	First
Ocwen Loan Servicing, LLC	Cook	CHICAGO	60621		15.99		155,277	First
Ocwen Loan Servicing, LLC	Cook	CHICAGO	60621		11.99		71,102	First
Ocwen Loan Servicing, LLC	Cook	CHICAGO	60621		11.99		73,699	First
Ocwen Loan Servicing, LLC	Cook	CHICAGO	60621		11.40		54,942	First
Ocwen Loan Servicing, LLC	Cook	CHICAGO	60621		11.00		16,086	First
Ocwen Loan Servicing, LLC	Cook	CHICAGO	60621		10.99		47,755	First
Ocwen Loan Servicing, LLC	Cook	CHICAGO	60621		12.79		42,888	First
Ocwen Loan Servicing, LLC	Cook	CHICAGO	60621		13.29		47,262	First
Ocwen Loan Servicing, LLC	Cook	CHICAGO	60621		12.84		51,557	First
Ocwen Loan Servicing, LLC	Cook	CHICAGO	60621		11.99		54,994	First
Ocwen Loan Servicing, LLC	Cook	CHICAGO	60621		10.90		34,802	First
Ocwen Loan Servicing, LLC	Cook	CHICAGO	60621		11.99		41,463	First
Ocwen Loan Servicing, LLC	Cook	CHICAGO	60621		11.15		60,398	First
Ocwen Loan Servicing, LLC	Cook	CHICAGO	60621		11.90		30,540	First
Ocwen Loan Servicing, LLC	Cook	CHICAGO	60621		11.75		91,237	First
Ocwen Loan Servicing, LLC	Cook	CHICAGO	60621		11.90		39,659	First
Ocwen Loan Servicing, LLC	Cook	CHICAGO	60621		11.79		62,661	First
Ocwen Loan Servicing, LLC	Cook	CHICAGO	60621		10.35		46,658	First
Ocwen Loan Servicing, LLC	Cook	CHICAGO	60621		10.49		53,642	First
Ocwen Loan Servicing, LLC	Cook	CHICAGO	60621		11.50		58,017	First

Statewide High Risk/Interst Loans for the Second Half of 2005

InstitutionName	County	City	Zip	Application Date	Interest Rate	Loan Date	Loan Amount	Loan Type
Ocwen Loan Servicing, LLC	Cook	CHICAGO	60621		11.54		98,178	First
Ocwen Loan Servicing, LLC	Cook	CHICAGO	60621		11.44		98,191	First
Ocwen Loan Servicing, LLC	Cook	CHICAGO	60621		12.31		32,956	First
Ocwen Loan Servicing, LLC	Cook	CHICAGO	60621		10.55		23,975	First
Ocwen Loan Servicing, LLC	Cook	CHICAGO	60621		14.99		14,538	Junior
Ocwen Loan Servicing, LLC	Cook	CHICAGO	60621		12.09		14,959	Junior
Ocwen Loan Servicing, LLC	Cook	CHICAGO	60621		16.25		254,911	Junior
Ocwen Loan Servicing, LLC	Cook	CHICAGO	60621		10.55		211,500	First
Ocwen Loan Servicing, LLC	Cook	CHICAGO	60622		10.69		235,584	First
Ocwen Loan Servicing, LLC	Cook	CHICAGO	60622		10.99		451,642	First
Ocwen Loan Servicing, LLC	Cook	CHICAGO	60622		10.94		329,166	First
Ocwen Loan Servicing, LLC	Cook	CHICAGO	60622		10.84		350,000	First
Ocwen Loan Servicing, LLC	Cook	CHICAGO	60622		10.50		33,299	First
Ocwen Loan Servicing, LLC	Cook	CHICAGO	60622		11.50		24,207	First
Ocwen Loan Servicing, LLC	Cook	CHICAGO	60622		10.90		51,144	First
Ocwen Loan Servicing, LLC	Cook	CHICAGO	60622		10.40		55,619	First
Ocwen Loan Servicing, LLC	Cook	CHICAGO	60622		12.75		70,745	First
Ocwen Loan Servicing, LLC	Cook	CHICAGO	60622		12.69		100,945	First
Ocwen Loan Servicing, LLC	Cook	CHICAGO	60622		16.25		20,205	Junior
Ocwen Loan Servicing, LLC	Cook	CHICAGO	60622		12.13		81,777	Junior
Ocwen Loan Servicing, LLC	Cook	CHICAGO	60623		10.25		117,364	First
Ocwen Loan Servicing, LLC	Cook	CHICAGO	60623		10.04		35,254	First
Ocwen Loan Servicing, LLC	Cook	CHICAGO	60623		10.79		222,658	First
Ocwen Loan Servicing, LLC	Cook	CHICAGO	60623		10.30		305,428	First
Ocwen Loan Servicing, LLC	Cook	CHICAGO	60623		10.44		112,175	First
Ocwen Loan Servicing, LLC	Cook	CHICAGO	60623		10.63		228,992	First
Ocwen Loan Servicing, LLC	Cook	CHICAGO	60623		10.49		17,489	First
Ocwen Loan Servicing, LLC	Cook	CHICAGO	60623		10.75		34,878	First
Ocwen Loan Servicing, LLC	Cook	CHICAGO	60623		13.50		22,496	First
Ocwen Loan Servicing, LLC	Cook	CHICAGO	60623		10.77		151,472	First
Ocwen Loan Servicing, LLC	Cook	CHICAGO	60623		10.11		144,502	First
Ocwen Loan Servicing, LLC	Cook	CHICAGO	60623		11.55		37,814	First
Ocwen Loan Servicing, LLC	Cook	CHICAGO	60623		11.88		89,881	First
Ocwen Loan Servicing, LLC	Cook	CHICAGO	60623		10.40		19,348	First
Ocwen Loan Servicing, LLC	Cook	CHICAGO	60623		10.75		86,063	First
Ocwen Loan Servicing, LLC	Cook	CHICAGO	60623		11.01		130,908	First
Ocwen Loan Servicing, LLC	Cook	CHICAGO	60623		12.79		177,383	First
Ocwen Loan Servicing, LLC	Cook	CHICAGO	60623		13.79		44,828	First
Ocwen Loan Servicing, LLC	Cook	CHICAGO	60623		12.79		118,229	First
Ocwen Loan Servicing, LLC	Cook	CHICAGO	60623		14.54		70,245	First
Ocwen Loan Servicing, LLC	Cook	CHICAGO	60623		11.35		29,621	First
Ocwen Loan Servicing, LLC	Cook	CHICAGO	60623		11.74		17,284	First

Statewide High Risk/Interst Loans for the Second Half of 2005

InstitutionName	County	City	Zip	Application Date	Interest Rate	Loan Date	Loan Amount	Loan Type
Ocwen Loan Servicing, LLC	Cook	CHICAGO	60623		14.50		35,431	First
Ocwen Loan Servicing, LLC	Cook	CHICAGO	60623		10.55		59,384	First
Ocwen Loan Servicing, LLC	Cook	CHICAGO	60623		11.90		73,992	First
Ocwen Loan Servicing, LLC	Cook	CHICAGO	60623		10.99		57,563	First
Ocwen Loan Servicing, LLC	Cook	CHICAGO	60623		14.04		77,823	First
Ocwen Loan Servicing, LLC	Cook	CHICAGO	60623		11.75		29,519	First
Ocwen Loan Servicing, LLC	Cook	CHICAGO	60623		11.15		92,341	First
Ocwen Loan Servicing, LLC	Cook	CHICAGO	60623		11.75		54,504	First
Ocwen Loan Servicing, LLC	Cook	CHICAGO	60623		10.60		71,857	First
Ocwen Loan Servicing, LLC	Cook	CHICAGO	60623		12.40		46,000	Junior
Ocwen Loan Servicing, LLC	Cook	CHICAGO	60623		12.13		34,000	Junior
Ocwen Loan Servicing, LLC	Cook	CHICAGO	60623		13.50		35,716	Junior
Ocwen Loan Servicing, LLC	Cook	CHICAGO	60623		12.80		20,145	Junior
Ocwen Loan Servicing, LLC	Cook	CHICAGO	60623		15.99		70	Junior
Ocwen Loan Servicing, LLC	Cook	CHICAGO	60623		12.38		47,625	First
Ocwen Loan Servicing, LLC	Cook	CHICAGO	60624		11.22		259,549	First
Ocwen Loan Servicing, LLC	Cook	CHICAGO	60624		11.89		166,761	First
Ocwen Loan Servicing, LLC	Cook	CHICAGO	60624		10.09		62,939	First
Ocwen Loan Servicing, LLC	Cook	CHICAGO	60624		10.25		146,648	First
Ocwen Loan Servicing, LLC	Cook	CHICAGO	60624		10.55		92,509	First
Ocwen Loan Servicing, LLC	Cook	CHICAGO	60624		10.35		154,358	First
Ocwen Loan Servicing, LLC	Cook	CHICAGO	60624		11.47		130,611	First
Ocwen Loan Servicing, LLC	Cook	CHICAGO	60624		10.59		89,856	First
Ocwen Loan Servicing, LLC	Cook	CHICAGO	60624		11.99		70,195	First
Ocwen Loan Servicing, LLC	Cook	CHICAGO	60624		10.50		48,323	First
Ocwen Loan Servicing, LLC	Cook	CHICAGO	60624		14.15		28,403	First
Ocwen Loan Servicing, LLC	Cook	CHICAGO	60624		10.25		60,083	First
Ocwen Loan Servicing, LLC	Cook	CHICAGO	60624		12.13		165,588	First
Ocwen Loan Servicing, LLC	Cook	CHICAGO	60624		10.75		78,969	First
Ocwen Loan Servicing, LLC	Cook	CHICAGO	60624		13.79		83,857	First
Ocwen Loan Servicing, LLC	Cook	CHICAGO	60624		14.15		74,316	First
Ocwen Loan Servicing, LLC	Cook	CHICAGO	60624		11.79		57,115	First
Ocwen Loan Servicing, LLC	Cook	CHICAGO	60624		10.35		51,548	First
Ocwen Loan Servicing, LLC	Cook	CHICAGO	60624		11.95		54,434	First
Ocwen Loan Servicing, LLC	Cook	CHICAGO	60624		10.75		103,261	First
Ocwen Loan Servicing, LLC	Cook	CHICAGO	60624		10.69		110,593	First
Ocwen Loan Servicing, LLC	Cook	CHICAGO	60624		11.20		14,328	First
Ocwen Loan Servicing, LLC	Cook	CHICAGO	60624		14.50		29,478	Junior
Ocwen Loan Servicing, LLC	Cook	CHICAGO	60624		13.75		23,694	Junior
Ocwen Loan Servicing, LLC	Cook	CHICAGO	60624		14.50		30,088	Junior
Ocwen Loan Servicing, LLC	Cook	CHICAGO	60624		13.84		41,097	Junior
Ocwen Loan Servicing, LLC	Cook	CHICAGO	60624		12.25		22,429	Junior

Statewide High Risk/Interst Loans for the Second Half of 2005

InstitutionName	County	City	Zip	Application Date	Interest Rate	Loan Date	Loan Amount	Loan Type
Ocwen Loan Servicing, LLC	Cook	CHICAGO	60624		12.50		12,040	Junior
Ocwen Loan Servicing, LLC	Cook	CHICAGO	60624		12.25		7,711	Junior
Ocwen Loan Servicing, LLC	Cook	CHICAGO	60625		10.40		58,714	First
Ocwen Loan Servicing, LLC	Cook	CHICAGO	60626		10.75		74,411	First
Ocwen Loan Servicing, LLC	Cook	CHICAGO	60626		13.25		8,117	First
Ocwen Loan Servicing, LLC	Cook	CHICAGO	60626		10.13		140,222	First
Ocwen Loan Servicing, LLC	Cook	CHICAGO	60627		11.88		28,697	First
Ocwen Loan Servicing, LLC	Cook	RIVERDALE	60627		10.99		43,887	First
Ocwen Loan Servicing, LLC	Cook	RIVERDALE	60627		10.20		76,231	First
Ocwen Loan Servicing, LLC	Cook	RIVERDALE	60627		10.20		35,487	First
Ocwen Loan Servicing, LLC	Cook	RIVERDALE	60627		13.10		77,206	First
Ocwen Loan Servicing, LLC	Cook	RIVERDALE	60627		11.99		19,206	First
Ocwen Loan Servicing, LLC	Cook	RIVERDALE	60627		13.99		22,887	Junior
Ocwen Loan Servicing, LLC	Cook	RIVERDALE	60627		13.99		24,941	Junior
Ocwen Loan Servicing, LLC	Cook	RIVERDALE	60627		13.99		22,892	Junior
Ocwen Loan Servicing, LLC	Cook	RIVERDALE	60627		12.75		8,467	Junior
Ocwen Loan Servicing, LLC	Cook	RIVERDALE	60627		14.45		39,587	Junior
Ocwen Loan Servicing, LLC	Cook	CHICAGO	60628		11.99		63,960	First
Ocwen Loan Servicing, LLC	Cook	CHICAGO	60628		11.95		60,769	First
Ocwen Loan Servicing, LLC	Cook	CHICAGO	60628		10.34		62,163	First
Ocwen Loan Servicing, LLC	Cook	CHICAGO	60628		10.69		104,166	First
Ocwen Loan Servicing, LLC	Cook	CHICAGO	60628		10.23		146,864	First
Ocwen Loan Servicing, LLC	Cook	CHICAGO	60628		10.39		107,934	First
Ocwen Loan Servicing, LLC	Cook	CHICAGO	60628		10.09		75,657	First
Ocwen Loan Servicing, LLC	Cook	CHICAGO	60628		10.09		147,085	First
Ocwen Loan Servicing, LLC	Cook	CHICAGO	60628		10.09		90,758	First
Ocwen Loan Servicing, LLC	Cook	CHICAGO	60628		10.34		73,808	First
Ocwen Loan Servicing, LLC	Cook	CHICAGO	60628		10.39		99,250	First
Ocwen Loan Servicing, LLC	Cook	CHICAGO	60628		11.27		209,713	First
Ocwen Loan Servicing, LLC	Cook	CHICAGO	60628		10.19		103,500	First
Ocwen Loan Servicing, LLC	Cook	CHICAGO	60628		10.98		58,438	First
Ocwen Loan Servicing, LLC	Cook	CHICAGO	60628		10.90		71,538	First
Ocwen Loan Servicing, LLC	Cook	CHICAGO	60628		10.60		69,060	First
Ocwen Loan Servicing, LLC	Cook	CHICAGO	60628		11.03		49,479	First
Ocwen Loan Servicing, LLC	Cook	CHICAGO	60628		10.81		44,911	First
Ocwen Loan Servicing, LLC	Cook	CHICAGO	60628		11.26		73,210	First
Ocwen Loan Servicing, LLC	Cook	CHICAGO	60628		13.00		42,730	First
Ocwen Loan Servicing, LLC	Cook	CHICAGO	60628		11.00		71,041	First
Ocwen Loan Servicing, LLC	Cook	CHICAGO	60628		10.65		74,551	First
Ocwen Loan Servicing, LLC	Cook	CHICAGO	60628		10.65		103,815	First
Ocwen Loan Servicing, LLC	Cook	CHICAGO	60628		10.80		55,692	First
Ocwen Loan Servicing, LLC	Cook	CHICAGO	60628		10.30		87,125	First

Statewide High Risk/Interst Loans for the Second Half of 2005

InstitutionName	County	City	Zip	Application Date	Interest Rate	Loan Date	Loan Amount	Loan Type
Ocwen Loan Servicing, LLC	Cook	CHICAGO	60628		12.30		31,494	First
Ocwen Loan Servicing, LLC	Cook	CHICAGO	60628		10.50		81,200	First
Ocwen Loan Servicing, LLC	Cook	CHICAGO	60628		10.80		66,481	First
Ocwen Loan Servicing, LLC	Cook	CHICAGO	60628		10.75		87,682	First
Ocwen Loan Servicing, LLC	Cook	CHICAGO	60628		10.99		96,364	First
Ocwen Loan Servicing, LLC	Cook	CHICAGO	60628		11.50		36,040	First
Ocwen Loan Servicing, LLC	Cook	CHICAGO	60628		10.50		76,117	First
Ocwen Loan Servicing, LLC	Cook	CHICAGO	60628		10.65		36,678	First
Ocwen Loan Servicing, LLC	Cook	CHICAGO	60628		10.99		55,088	First
Ocwen Loan Servicing, LLC	Cook	CHICAGO	60628		10.39		48,755	First
Ocwen Loan Servicing, LLC	Cook	CHICAGO	60628		11.52		102,038	First
Ocwen Loan Servicing, LLC	Cook	CHICAGO	60628		10.87		140,390	First
Ocwen Loan Servicing, LLC	Cook	CHICAGO	60628		11.99		111,053	First
Ocwen Loan Servicing, LLC	Cook	CHICAGO	60628		10.38		64,229	First
Ocwen Loan Servicing, LLC	Cook	CHICAGO	60628		11.15		19,442	First
Ocwen Loan Servicing, LLC	Cook	CHICAGO	60628		10.05		133,000	First
Ocwen Loan Servicing, LLC	Cook	CHICAGO	60628		10.50		29,536	First
Ocwen Loan Servicing, LLC	Cook	CHICAGO	60628		10.49		46,884	First
Ocwen Loan Servicing, LLC	Cook	CHICAGO	60628		10.18		41,376	First
Ocwen Loan Servicing, LLC	Cook	CHICAGO	60628		13.75		70,151	First
Ocwen Loan Servicing, LLC	Cook	CHICAGO	60628		10.59		62,726	First
Ocwen Loan Servicing, LLC	Cook	CHICAGO	60628		10.85		81,570	First
Ocwen Loan Servicing, LLC	Cook	CHICAGO	60628		10.49		50,108	First
Ocwen Loan Servicing, LLC	Cook	CHICAGO	60628		11.44		53,416	First
Ocwen Loan Servicing, LLC	Cook	CHICAGO	60628		10.74		109,904	First
Ocwen Loan Servicing, LLC	Cook	CHICAGO	60628		10.83		64,484	First
Ocwen Loan Servicing, LLC	Cook	CHICAGO	60628		13.34		66,022	First
Ocwen Loan Servicing, LLC	Cook	CHICAGO	60628		11.89		36,126	First
Ocwen Loan Servicing, LLC	Cook	CHICAGO	60628		10.55		42,920	First
Ocwen Loan Servicing, LLC	Cook	CHICAGO	60628		10.99		106,203	First
Ocwen Loan Servicing, LLC	Cook	CHICAGO	60628		10.20		71,706	First
Ocwen Loan Servicing, LLC	Cook	CHICAGO	60628		11.25		54,919	First
Ocwen Loan Servicing, LLC	Cook	CHICAGO	60628		11.70		63,346	First
Ocwen Loan Servicing, LLC	Cook	CHICAGO	60628		11.85		47,491	First
Ocwen Loan Servicing, LLC	Cook	CHICAGO	60628		10.49		69,411	First
Ocwen Loan Servicing, LLC	Cook	CHICAGO	60628		16.70		35,719	First
Ocwen Loan Servicing, LLC	Cook	CHICAGO	60628		11.00		45,124	First
Ocwen Loan Servicing, LLC	Cook	CHICAGO	60628		10.13		68,967	First
Ocwen Loan Servicing, LLC	Cook	CHICAGO	60628		10.75		150,437	First
Ocwen Loan Servicing, LLC	Cook	CHICAGO	60628		10.75		99,746	First
Ocwen Loan Servicing, LLC	Cook	CHICAGO	60628		12.25		47,545	First
Ocwen Loan Servicing, LLC	Cook	CHICAGO	60628		11.20		46,807	First

Statewide High Risk/Interst Loans for the Second Half of 2005

InstitutionName	County	City	Zip	Application Date	Interest Rate	Loan Date	Loan Amount	Loan Type
Ocwen Loan Servicing, LLC	Cook	CHICAGO	60628		12.99		9,972	First
Ocwen Loan Servicing, LLC	Cook	CHICAGO	60628		10.10		113,351	First
Ocwen Loan Servicing, LLC	Cook	CHICAGO	60628		10.99		53,100	First
Ocwen Loan Servicing, LLC	Cook	CHICAGO	60628		10.85		53,293	First
Ocwen Loan Servicing, LLC	Cook	CHICAGO	60628		11.49		64,738	First
Ocwen Loan Servicing, LLC	Cook	CHICAGO	60628		11.15		30,120	First
Ocwen Loan Servicing, LLC	Cook	CHICAGO	60628		10.80		6,882	First
Ocwen Loan Servicing, LLC	Cook	CHICAGO	60628		11.75		37,533	First
Ocwen Loan Servicing, LLC	Cook	CHICAGO	60628		13.25		43,566	First
Ocwen Loan Servicing, LLC	Cook	CHICAGO	60628		10.50		66,617	First
Ocwen Loan Servicing, LLC	Cook	CHICAGO	60628		10.10		27,622	First
Ocwen Loan Servicing, LLC	Cook	CHICAGO	60628		11.04		28,750	First
Ocwen Loan Servicing, LLC	Cook	CHICAGO	60628		13.99		7,353	First
Ocwen Loan Servicing, LLC	Cook	CHICAGO	60628		12.99		31,996	First
Ocwen Loan Servicing, LLC	Cook	CHICAGO	60628		12.99		58,589	First
Ocwen Loan Servicing, LLC	Cook	CHICAGO	60628		12.54		41,179	First
Ocwen Loan Servicing, LLC	Cook	CHICAGO	60628		10.54		83,288	First
Ocwen Loan Servicing, LLC	Cook	CHICAGO	60628		10.94		76,604	First
Ocwen Loan Servicing, LLC	Cook	CHICAGO	60628		12.00		55,671	First
Ocwen Loan Servicing, LLC	Cook	CHICAGO	60628		11.25		50,818	First
Ocwen Loan Servicing, LLC	Cook	CHICAGO	60628		10.50		23,342	First
Ocwen Loan Servicing, LLC	Cook	CHICAGO	60628		12.50		40,204	First
Ocwen Loan Servicing, LLC	Cook	CHICAGO	60628		10.75		73,713	First
Ocwen Loan Servicing, LLC	Cook	CHICAGO	60628		10.45		60,432	First
Ocwen Loan Servicing, LLC	Cook	CHICAGO	60628		10.75		73,429	First
Ocwen Loan Servicing, LLC	Cook	CHICAGO	60628		12.95		45,688	First
Ocwen Loan Servicing, LLC	Cook	CHICAGO	60628		10.40		11,163	First
Ocwen Loan Servicing, LLC	Cook	CHICAGO	60628		11.60		54,504	First
Ocwen Loan Servicing, LLC	Cook	CHICAGO	60628		10.60		27,878	First
Ocwen Loan Servicing, LLC	Cook	CHICAGO	60628		12.38		19,682	Junior
Ocwen Loan Servicing, LLC	Cook	CHICAGO	60628		16.25		29,398	Junior
Ocwen Loan Servicing, LLC	Cook	CHICAGO	60628		14.75		18,093	Junior
Ocwen Loan Servicing, LLC	Cook	CHICAGO	60628		14.99		21,860	Junior
Ocwen Loan Servicing, LLC	Cook	CHICAGO	60628		13.75		18,394	Junior
Ocwen Loan Servicing, LLC	Cook	CHICAGO	60628		14.50		15,395	Junior
Ocwen Loan Servicing, LLC	Cook	CHICAGO	60628		13.50		24,062	Junior
Ocwen Loan Servicing, LLC	Cook	CHICAGO	60628		13.99		44,498	Junior
Ocwen Loan Servicing, LLC	Cook	CHICAGO	60628		12.99		23,711	Junior
Ocwen Loan Servicing, LLC	Cook	CHICAGO	60628		12.05		24,183	Junior
Ocwen Loan Servicing, LLC	Cook	CHICAGO	60628		16.25		50,681	Junior
Ocwen Loan Servicing, LLC	Cook	CHICAGO	60628		12.90		21,712	Junior
Ocwen Loan Servicing, LLC	Cook	CHICAGO	60628		12.25		7,631	Junior

Statewide High Risk/Interst Loans for the Second Half of 2005

InstitutionName	County	City	Zip	Application Date	Interest Rate	Loan Date	Loan Amount	Loan Type
Ocwen Loan Servicing, LLC	Cook	CHICAGO	60628		12.25		5,382	Junior
Ocwen Loan Servicing, LLC	Cook	CHICAGO	60628		12.25		10,393	Junior
Ocwen Loan Servicing, LLC	Cook	CHICAGO	60628		12.20		37,589	Junior
Ocwen Loan Servicing, LLC	Cook	CHICAGO	60628		16.25		28,716	Junior
Ocwen Loan Servicing, LLC	Cook	CHICAGO	60628		13.99		14,880	Junior
Ocwen Loan Servicing, LLC	Cook	CHICAGO	60628		11.65		47,981	First
Ocwen Loan Servicing, LLC	Cook	CHICAGO	60628		10.65		72,835	First
Ocwen Loan Servicing, LLC	Cook	CHICAGO	60628		11.75		79,754	First
Ocwen Loan Servicing, LLC	Cook	CHICAGO	60628		10.50		71,038	First
Ocwen Loan Servicing, LLC	Cook	CHICAGO	60629		10.50		129,768	First
Ocwen Loan Servicing, LLC	Cook	CHICAGO	60629		10.34		138,605	First
Ocwen Loan Servicing, LLC	Cook	CHICAGO	60629		10.85		25,898	First
Ocwen Loan Servicing, LLC	Cook	CHICAGO	60629		10.49		32,454	First
Ocwen Loan Servicing, LLC	Cook	CHICAGO	60629		11.15		106,882	First
Ocwen Loan Servicing, LLC	Cook	CHICAGO	60629		11.63		112,249	First
Ocwen Loan Servicing, LLC	Cook	CHICAGO	60629		11.05		129,711	First
Ocwen Loan Servicing, LLC	Cook	CHICAGO	60629		11.52		98,578	First
Ocwen Loan Servicing, LLC	Cook	CHICAGO	60629		10.15		104,950	First
Ocwen Loan Servicing, LLC	Cook	CHICAGO	60629		10.99		116,220	First
Ocwen Loan Servicing, LLC	Cook	CHICAGO	60629		12.10		81,988	First
Ocwen Loan Servicing, LLC	Cook	CHICAGO	60629		10.37		101,044	First
Ocwen Loan Servicing, LLC	Cook	CHICAGO	60629		10.13		229,900	First
Ocwen Loan Servicing, LLC	Cook	CHICAGO	60629		12.04		99,169	First
Ocwen Loan Servicing, LLC	Cook	CHICAGO	60629		12.04		61,090	First
Ocwen Loan Servicing, LLC	Cook	CHICAGO	60629		10.95		56,568	First
Ocwen Loan Servicing, LLC	Cook	CHICAGO	60629		12.50		41,567	Junior
Ocwen Loan Servicing, LLC	Cook	CHICAGO	60629		12.19		44,588	Junior
Ocwen Loan Servicing, LLC	Cook	CHICAGO	60629		12.75		22,336	Junior
Ocwen Loan Servicing, LLC	Cook	CHICAGO	60629		16.99		11,336	Junior
Ocwen Loan Servicing, LLC	Cook	CHICAGO	60629		13.99		24,900	Junior
Ocwen Loan Servicing, LLC	Cook	CHICAGO	60629		14.05		23,734	Junior
Ocwen Loan Servicing, LLC	Cook	CHICAGO	60629		13.03		39,369	Junior
Ocwen Loan Servicing, LLC	Cook	CHICAGO	60629		12.25		15,680	Junior
Ocwen Loan Servicing, LLC	Cook	CHICAGO	60629		12.25		49,986	Junior
Ocwen Loan Servicing, LLC	Cook	CHICAGO	60629		12.25		49,400	Junior
Ocwen Loan Servicing, LLC	Cook	CHICAGO	60629		16.75		25,302	Junior
Ocwen Loan Servicing, LLC	Cook	CHICAGO	60629		15.00		16,624	Junior
Ocwen Loan Servicing, LLC	Cook	CHICAGO	60629		17.99		10,181	Junior
Ocwen Loan Servicing, LLC	Cook	CHICAGO	60629		12.13		47,587	Junior
Ocwen Loan Servicing, LLC	Cook	CHICAGO	60630		10.44		253,285	First
Ocwen Loan Servicing, LLC	Cook	CHICAGO	60630		10.80		304,588	First
Ocwen Loan Servicing, LLC	Cook	CHICAGO	60630		12.79		31,367	Junior

Statewide High Risk/Interst Loans for the Second Half of 2005

InstitutionName	County	City	Zip	Application Date	Interest Rate	Loan Date	Loan Amount	Loan Type
Ocwen Loan Servicing, LLC	Cook	CHICAGO	60631		12.00		33,177	First
Ocwen Loan Servicing, LLC	Cook	CHICAGO	60631		10.60		136,496	First
Ocwen Loan Servicing, LLC	Cook	CHICAGO	60632		10.14		160,931	First
Ocwen Loan Servicing, LLC	Cook	CHICAGO	60632		10.50		93,403	First
Ocwen Loan Servicing, LLC	Cook	CHICAGO	60632		15.13		62,701	First
Ocwen Loan Servicing, LLC	Cook	CHICAGO	60632		10.99		98,158	First
Ocwen Loan Servicing, LLC	Cook	CHICAGO	60632		12.75		30,241	First
Ocwen Loan Servicing, LLC	Cook	CHICAGO	60632		12.40		47,375	Junior
Ocwen Loan Servicing, LLC	Cook	CHICAGO	60632		12.99		57,170	Junior
Ocwen Loan Servicing, LLC	Cook	BURNHAM	60633		12.00		57,373	First
Ocwen Loan Servicing, LLC	Cook	BURNHAM	60633		10.99		77,663	First
Ocwen Loan Servicing, LLC	Cook	BURNHAM	60633		14.99		22,780	Junior
Ocwen Loan Servicing, LLC	Cook	BURNHAM	60633		16.25		18,625	Junior
Ocwen Loan Servicing, LLC	Cook	CHICAGO	60633		11.45		78,875	First
Ocwen Loan Servicing, LLC	Cook	CHICAGO	60633		12.13		11,526	Junior
Ocwen Loan Servicing, LLC	Cook	CHICAGO	60634		10.18		234,000	First
Ocwen Loan Servicing, LLC	Cook	CHICAGO	60634		10.50		78,039	First
Ocwen Loan Servicing, LLC	Cook	CHICAGO	60634		14.99		51,701	Junior
Ocwen Loan Servicing, LLC	Cook	CHICAGO	60634		12.30		22,254	Junior
Ocwen Loan Servicing, LLC	Cook	CHICAGO	60634		12.29		46,987	Junior
Ocwen Loan Servicing, LLC	Cook	CHICAGO	60634		14.99		28,252	Junior
Ocwen Loan Servicing, LLC	Cook	NORRIDGE	60634		10.13		118,931	First
Ocwen Loan Servicing, LLC	Cook	CHICAGO	60635		15.99		29,712	Junior
Ocwen Loan Servicing, LLC	Cook	CHICAGO	60636		12.30		63,708	First
Ocwen Loan Servicing, LLC	Cook	CHICAGO	60636		12.25		75,937	First
Ocwen Loan Servicing, LLC	Cook	CHICAGO	60636		10.99		73,320	First
Ocwen Loan Servicing, LLC	Cook	CHICAGO	60636		11.25		60,167	First
Ocwen Loan Servicing, LLC	Cook	CHICAGO	60636		10.25		86,624	First
Ocwen Loan Servicing, LLC	Cook	CHICAGO	60636		10.25		65,163	First
Ocwen Loan Servicing, LLC	Cook	CHICAGO	60636		10.74		96,283	First
Ocwen Loan Servicing, LLC	Cook	CHICAGO	60636		11.29		81,738	First
Ocwen Loan Servicing, LLC	Cook	CHICAGO	60636		10.44		107,446	First
Ocwen Loan Servicing, LLC	Cook	CHICAGO	60636		10.34		58,000	First
Ocwen Loan Servicing, LLC	Cook	CHICAGO	60636		10.25		74,301	First
Ocwen Loan Servicing, LLC	Cook	CHICAGO	60636		11.00		57,447	First
Ocwen Loan Servicing, LLC	Cook	CHICAGO	60636		11.00		48,391	First
Ocwen Loan Servicing, LLC	Cook	CHICAGO	60636		11.24		61,283	First
Ocwen Loan Servicing, LLC	Cook	CHICAGO	60636		13.13		42,642	First
Ocwen Loan Servicing, LLC	Cook	CHICAGO	60636		14.23		26,114	First
Ocwen Loan Servicing, LLC	Cook	CHICAGO	60636		10.75		53,977	First
Ocwen Loan Servicing, LLC	Cook	CHICAGO	60636		10.52		78,887	First
Ocwen Loan Servicing, LLC	Cook	CHICAGO	60636		12.70		45,665	First

Statewide High Risk/Interst Loans for the Second Half of 2005

InstitutionName	County	City	Zip	Application Date	Interest Rate	Loan Date	Loan Amount	Loan Type
Ocwen Loan Servicing, LLC	Cook	CHICAGO	60636		12.10		50,632	First
Ocwen Loan Servicing, LLC	Cook	CHICAGO	60636		10.63		49,754	First
Ocwen Loan Servicing, LLC	Cook	CHICAGO	60636		10.50		190,430	First
Ocwen Loan Servicing, LLC	Cook	CHICAGO	60636		10.62		83,116	First
Ocwen Loan Servicing, LLC	Cook	CHICAGO	60636		11.75		74,897	First
Ocwen Loan Servicing, LLC	Cook	CHICAGO	60636		10.25		59,424	First
Ocwen Loan Servicing, LLC	Cook	CHICAGO	60636		11.79		57,812	First
Ocwen Loan Servicing, LLC	Cook	CHICAGO	60636		10.34		54,485	First
Ocwen Loan Servicing, LLC	Cook	CHICAGO	60636		11.99		64,964	First
Ocwen Loan Servicing, LLC	Cook	CHICAGO	60636		16.25		32,961	First
Ocwen Loan Servicing, LLC	Cook	CHICAGO	60636		10.38		42,183	First
Ocwen Loan Servicing, LLC	Cook	CHICAGO	60636		11.24		62,696	First
Ocwen Loan Servicing, LLC	Cook	CHICAGO	60636		16.25		249,973	First
Ocwen Loan Servicing, LLC	Cook	CHICAGO	60636		10.39		79,376	First
Ocwen Loan Servicing, LLC	Cook	CHICAGO	60636		12.27		67,500	First
Ocwen Loan Servicing, LLC	Cook	CHICAGO	60636		12.04		57,592	First
Ocwen Loan Servicing, LLC	Cook	CHICAGO	60636		12.10		33,690	First
Ocwen Loan Servicing, LLC	Cook	CHICAGO	60636		10.26		70,204	First
Ocwen Loan Servicing, LLC	Cook	CHICAGO	60636		11.26		102,276	First
Ocwen Loan Servicing, LLC	Cook	CHICAGO	60636		10.99		50,873	First
Ocwen Loan Servicing, LLC	Cook	CHICAGO	60636		10.25		62,741	First
Ocwen Loan Servicing, LLC	Cook	CHICAGO	60636		10.70		39,017	First
Ocwen Loan Servicing, LLC	Cook	CHICAGO	60636		10.37		71,740	First
Ocwen Loan Servicing, LLC	Cook	CHICAGO	60636		11.40		69,410	First
Ocwen Loan Servicing, LLC	Cook	CHICAGO	60636		10.25		20,070	First
Ocwen Loan Servicing, LLC	Cook	CHICAGO	60636		12.99		43,815	First
Ocwen Loan Servicing, LLC	Cook	CHICAGO	60636		11.15		53,296	First
Ocwen Loan Servicing, LLC	Cook	CHICAGO	60636		12.50		52,695	First
Ocwen Loan Servicing, LLC	Cook	CHICAGO	60636		11.79		56,563	First
Ocwen Loan Servicing, LLC	Cook	CHICAGO	60636		11.84		41,251	First
Ocwen Loan Servicing, LLC	Cook	CHICAGO	60636		13.99		16,302	First
Ocwen Loan Servicing, LLC	Cook	CHICAGO	60636		12.20		27,481	First
Ocwen Loan Servicing, LLC	Cook	CHICAGO	60636		10.90		21,297	First
Ocwen Loan Servicing, LLC	Cook	CHICAGO	60636		12.60		97,481	First
Ocwen Loan Servicing, LLC	Cook	CHICAGO	60636		12.24		30,117	First
Ocwen Loan Servicing, LLC	Cook	CHICAGO	60636		10.99		55,679	First
Ocwen Loan Servicing, LLC	Cook	CHICAGO	60636		10.75		30,499	First
Ocwen Loan Servicing, LLC	Cook	CHICAGO	60636		14.54		62,522	First
Ocwen Loan Servicing, LLC	Cook	CHICAGO	60636		12.49		24,902	First
Ocwen Loan Servicing, LLC	Cook	CHICAGO	60636		11.80		50,993	First
Ocwen Loan Servicing, LLC	Cook	CHICAGO	60636		11.30		60,529	First
Ocwen Loan Servicing, LLC	Cook	CHICAGO	60636		13.99		51,316	First

Statewide High Risk/Interst Loans for the Second Half of 2005

InstitutionName	County	City	Zip	Application Date	Interest Rate	Loan Date	Loan Amount	Loan Type
Ocwen Loan Servicing, LLC	Cook	CHICAGO	60636		10.25		65,859	First
Ocwen Loan Servicing, LLC	Cook	CHICAGO	60636		10.24		67,509	First
Ocwen Loan Servicing, LLC	Cook	CHICAGO	60636		10.35		9,506	First
Ocwen Loan Servicing, LLC	Cook	CHICAGO	60636		16.25		120,000	Junior
Ocwen Loan Servicing, LLC	Cook	CHICAGO	60636		13.25		17,617	Junior
Ocwen Loan Servicing, LLC	Cook	CHICAGO	60636		12.50		29,476	Junior
Ocwen Loan Servicing, LLC	Cook	CHICAGO	60636		12.25		21,247	Junior
Ocwen Loan Servicing, LLC	Cook	CHICAGO	60636		13.15		10,182	Junior
Ocwen Loan Servicing, LLC	Cook	CHICAGO	60636		12.25		11,574	Junior
Ocwen Loan Servicing, LLC	Cook	CHICAGO	60636		12.38		66,000	Junior
Ocwen Loan Servicing, LLC	Cook	CHICAGO	60636		12.25		5,355	Junior
Ocwen Loan Servicing, LLC	Cook	CHICAGO	60636		14.99		2,869	Junior
Ocwen Loan Servicing, LLC	Cook	CHICAGO	60636		13.50		13,622	Junior
Ocwen Loan Servicing, LLC	Cook	CHICAGO	60636		10.60		93,600	First
Ocwen Loan Servicing, LLC	Cook	CHICAGO	60637		13.39		135,113	First
Ocwen Loan Servicing, LLC	Cook	CHICAGO	60637		10.67		195,026	First
Ocwen Loan Servicing, LLC	Cook	CHICAGO	60637		10.14		88,203	First
Ocwen Loan Servicing, LLC	Cook	CHICAGO	60637		10.49		88,028	First
Ocwen Loan Servicing, LLC	Cook	CHICAGO	60637		10.30		51,393	First
Ocwen Loan Servicing, LLC	Cook	CHICAGO	60637		10.59		77,660	First
Ocwen Loan Servicing, LLC	Cook	CHICAGO	60637		10.25		19,704	First
Ocwen Loan Servicing, LLC	Cook	CHICAGO	60637		11.19		87,686	First
Ocwen Loan Servicing, LLC	Cook	CHICAGO	60637		11.80		61,442	First
Ocwen Loan Servicing, LLC	Cook	CHICAGO	60637		10.15		34,804	First
Ocwen Loan Servicing, LLC	Cook	CHICAGO	60637		10.54		97,600	First
Ocwen Loan Servicing, LLC	Cook	CHICAGO	60637		12.35		88,310	First
Ocwen Loan Servicing, LLC	Cook	CHICAGO	60637		12.19		55,985	Junior
Ocwen Loan Servicing, LLC	Cook	CHICAGO	60637		12.25		6,541	Junior
Ocwen Loan Servicing, LLC	Cook	CHICAGO	60637		12.25		12,356	Junior
Ocwen Loan Servicing, LLC	Cook	CHICAGO	60638		11.19		90,937	First
Ocwen Loan Servicing, LLC	Cook	CHICAGO	60638		11.95		108,436	First
Ocwen Loan Servicing, LLC	Cook	CHICAGO	60638		10.37		72,019	First
Ocwen Loan Servicing, LLC	Cook	CHICAGO	60638		10.80		113,247	First
Ocwen Loan Servicing, LLC	Cook	CHICAGO	60638		11.24		120,169	First
Ocwen Loan Servicing, LLC	Cook	CHICAGO	60638		10.13		117,522	First
Ocwen Loan Servicing, LLC	Cook	CHICAGO	60638		10.34		64,813	First
Ocwen Loan Servicing, LLC	Cook	CHICAGO	60638		12.55		37,704	Junior
Ocwen Loan Servicing, LLC	Cook	CHICAGO	60639		13.50		59,204	First
Ocwen Loan Servicing, LLC	Cook	CHICAGO	60639		10.34		186,537	First
Ocwen Loan Servicing, LLC	Cook	CHICAGO	60639		10.94		282,996	First
Ocwen Loan Servicing, LLC	Cook	CHICAGO	60639		10.20		159,417	First
Ocwen Loan Servicing, LLC	Cook	CHICAGO	60639		12.63		94,174	First

Statewide High Risk/Interst Loans for the Second Half of 2005

InstitutionName	County	City	Zip	Application Date	Interest Rate	Loan Date	Loan Amount	Loan Type
Ocwen Loan Servicing, LLC	Cook	CHICAGO	60639		10.05		190,322	First
Ocwen Loan Servicing, LLC	Cook	CHICAGO	60639		11.74		161,500	First
Ocwen Loan Servicing, LLC	Cook	CHICAGO	60639		11.49		115,638	First
Ocwen Loan Servicing, LLC	Cook	CHICAGO	60639		10.75		147,462	First
Ocwen Loan Servicing, LLC	Cook	CHICAGO	60639		10.99		133,129	First
Ocwen Loan Servicing, LLC	Cook	CHICAGO	60639		11.49		97,493	First
Ocwen Loan Servicing, LLC	Cook	CHICAGO	60639		11.99		48,675	First
Ocwen Loan Servicing, LLC	Cook	CHICAGO	60639		12.89		99,439	First
Ocwen Loan Servicing, LLC	Cook	CHICAGO	60639		12.50		58,106	Junior
Ocwen Loan Servicing, LLC	Cook	CHICAGO	60639		12.50		30,312	Junior
Ocwen Loan Servicing, LLC	Cook	CHICAGO	60639		16.25		133,132	Junior
Ocwen Loan Servicing, LLC	Cook	CHICAGO	60639		12.29		87,177	Junior
Ocwen Loan Servicing, LLC	Cook	CHICAGO	60639		12.03		55,000	Junior
Ocwen Loan Servicing, LLC	Cook	CHICAGO	60640		10.80		188,048	First
Ocwen Loan Servicing, LLC	Cook	CHICAGO	60640		12.50		47,615	Junior
Ocwen Loan Servicing, LLC	Cook	CHICAGO	60641		10.15		256,067	First
Ocwen Loan Servicing, LLC	Cook	CHICAGO	60641		12.75		134,933	First
Ocwen Loan Servicing, LLC	Cook	CHICAGO	60641		11.80		249,108	First
Ocwen Loan Servicing, LLC	Cook	CHICAGO	60641		13.74		17,191	First
Ocwen Loan Servicing, LLC	Cook	CHICAGO	60641		10.03		127,103	First
Ocwen Loan Servicing, LLC	Cook	CHICAGO	60641		10.50		51,026	First
Ocwen Loan Servicing, LLC	Cook	CHICAGO	60641		12.78		64,077	Junior
Ocwen Loan Servicing, LLC	Cook	CALMET PARK	60643		14.99		24,322	Junior
Ocwen Loan Servicing, LLC	Cook	CALUMET PARK	60643		10.25		73,055	First
Ocwen Loan Servicing, LLC	Cook	CALUMET PARK	60643		11.00		57,869	First
Ocwen Loan Servicing, LLC	Cook	CALUMET PARK	60643		11.79		72,335	First
Ocwen Loan Servicing, LLC	Cook	CALUMET PARK	60643		10.50		48,243	First
Ocwen Loan Servicing, LLC	Cook	CHICAGO	60643		11.15		101,399	First
Ocwen Loan Servicing, LLC	Cook	CHICAGO	60643		13.59		32,689	First
Ocwen Loan Servicing, LLC	Cook	CHICAGO	60643		10.34		91,267	First
Ocwen Loan Servicing, LLC	Cook	CHICAGO	60643		10.09		127,500	First
Ocwen Loan Servicing, LLC	Cook	CHICAGO	60643		10.25		64,051	First
Ocwen Loan Servicing, LLC	Cook	CHICAGO	60643		11.05		61,112	First
Ocwen Loan Servicing, LLC	Cook	CHICAGO	60643		10.01		40,202	First
Ocwen Loan Servicing, LLC	Cook	CHICAGO	60643		10.25		19,516	First
Ocwen Loan Servicing, LLC	Cook	CHICAGO	60643		11.63		59,211	First
Ocwen Loan Servicing, LLC	Cook	CHICAGO	60643		10.85		62,191	First
Ocwen Loan Servicing, LLC	Cook	CHICAGO	60643		10.65		96,628	First
Ocwen Loan Servicing, LLC	Cook	CHICAGO	60643		10.32		70,387	First
Ocwen Loan Servicing, LLC	Cook	CHICAGO	60643		10.75		211,634	First
Ocwen Loan Servicing, LLC	Cook	CHICAGO	60643		10.50		61,179	First
Ocwen Loan Servicing, LLC	Cook	CHICAGO	60643		10.33		67,367	First

Statewide High Risk/Interst Loans for the Second Half of 2005

InstitutionName	County	City	Zip	Application Date	Interest Rate	Loan Date	Loan Amount	Loan Type
Ocwen Loan Servicing, LLC	Cook	CHICAGO	60643		10.99		70,744	First
Ocwen Loan Servicing, LLC	Cook	CHICAGO	60643		13.75		44,064	First
Ocwen Loan Servicing, LLC	Cook	CHICAGO	60643		13.12		70,992	First
Ocwen Loan Servicing, LLC	Cook	CHICAGO	60643		11.24		143,189	First
Ocwen Loan Servicing, LLC	Cook	CHICAGO	60643		11.95		63,703	First
Ocwen Loan Servicing, LLC	Cook	CHICAGO	60643		10.09		74,794	First
Ocwen Loan Servicing, LLC	Cook	CHICAGO	60643		10.63		66,513	First
Ocwen Loan Servicing, LLC	Cook	CHICAGO	60643		11.65		53,375	First
Ocwen Loan Servicing, LLC	Cook	CHICAGO	60643		10.88		99,719	First
Ocwen Loan Servicing, LLC	Cook	CHICAGO	60643		10.76		73,637	First
Ocwen Loan Servicing, LLC	Cook	CHICAGO	60643		14.99		12,085	First
Ocwen Loan Servicing, LLC	Cook	CHICAGO	60643		12.99		56,124	First
Ocwen Loan Servicing, LLC	Cook	CHICAGO	60643		14.04		85,345	First
Ocwen Loan Servicing, LLC	Cook	CHICAGO	60643		11.49		51,406	First
Ocwen Loan Servicing, LLC	Cook	CHICAGO	60643		10.85		38,001	First
Ocwen Loan Servicing, LLC	Cook	CHICAGO	60643		11.49		50,989	First
Ocwen Loan Servicing, LLC	Cook	CHICAGO	60643		11.75		49,911	First
Ocwen Loan Servicing, LLC	Cook	CHICAGO	60643		10.75		66,170	First
Ocwen Loan Servicing, LLC	Cook	CHICAGO	60643		13.54		107,623	First
Ocwen Loan Servicing, LLC	Cook	CHICAGO	60643		13.84		126,984	First
Ocwen Loan Servicing, LLC	Cook	CHICAGO	60643		10.99		62,398	First
Ocwen Loan Servicing, LLC	Cook	CHICAGO	60643		12.69		127,168	First
Ocwen Loan Servicing, LLC	Cook	CHICAGO	60643		14.50		75,370	First
Ocwen Loan Servicing, LLC	Cook	CHICAGO	60643		10.85		91,209	First
Ocwen Loan Servicing, LLC	Cook	CHICAGO	60643		10.50		82,243	First
Ocwen Loan Servicing, LLC	Cook	CHICAGO	60643		13.00		28,116	Junior
Ocwen Loan Servicing, LLC	Cook	CHICAGO	60643		13.50		11,370	Junior
Ocwen Loan Servicing, LLC	Cook	CHICAGO	60643		12.25		6,238	Junior
Ocwen Loan Servicing, LLC	Cook	CHICAGO	60643		12.25		7,388	Junior
Ocwen Loan Servicing, LLC	Cook	CHICAGO	60643		14.50		13,135	Junior
Ocwen Loan Servicing, LLC	Cook	CHICAGO	60644		10.25		126,162	First
Ocwen Loan Servicing, LLC	Cook	CHICAGO	60644		11.89		66,534	First
Ocwen Loan Servicing, LLC	Cook	CHICAGO	60644		10.64		206,279	First
Ocwen Loan Servicing, LLC	Cook	CHICAGO	60644		10.09		245,791	First
Ocwen Loan Servicing, LLC	Cook	CHICAGO	60644		10.04		51,837	First
Ocwen Loan Servicing, LLC	Cook	CHICAGO	60644		11.38		116,930	First
Ocwen Loan Servicing, LLC	Cook	CHICAGO	60644		11.26		92,297	First
Ocwen Loan Servicing, LLC	Cook	CHICAGO	60644		10.09		53,974	First
Ocwen Loan Servicing, LLC	Cook	CHICAGO	60644		10.08		160,795	First
Ocwen Loan Servicing, LLC	Cook	CHICAGO	60644		12.32		136,438	First
Ocwen Loan Servicing, LLC	Cook	CHICAGO	60644		11.99		5,054	First
Ocwen Loan Servicing, LLC	Cook	CHICAGO	60644		13.50		33,133	First

Statewide High Risk/Interst Loans for the Second Half of 2005

InstitutionName	County	City	Zip	Application Date	Interest Rate	Loan Date	Loan Amount	Loan Type
Ocwen Loan Servicing, LLC	Cook	CHICAGO	60644		10.45		199,583	First
Ocwen Loan Servicing, LLC	Cook	CHICAGO	60644		11.49		21,719	First
Ocwen Loan Servicing, LLC	Cook	CHICAGO	60644		11.30		191,338	First
Ocwen Loan Servicing, LLC	Cook	CHICAGO	60644		10.15		70,030	First
Ocwen Loan Servicing, LLC	Cook	CHICAGO	60644		16.25		141,362	First
Ocwen Loan Servicing, LLC	Cook	CHICAGO	60644		10.81		21,350	First
Ocwen Loan Servicing, LLC	Cook	CHICAGO	60644		12.10		49,765	First
Ocwen Loan Servicing, LLC	Cook	CHICAGO	60644		14.20		14,922	First
Ocwen Loan Servicing, LLC	Cook	CHICAGO	60644		10.35		58,235	First
Ocwen Loan Servicing, LLC	Cook	CHICAGO	60644		10.95		67,990	First
Ocwen Loan Servicing, LLC	Cook	CHICAGO	60644		13.80		17,477	First
Ocwen Loan Servicing, LLC	Cook	CHICAGO	60644		10.55		135,000	First
Ocwen Loan Servicing, LLC	Cook	CHICAGO	60644		10.18		167,885	First
Ocwen Loan Servicing, LLC	Cook	CHICAGO	60644		11.65		57,426	First
Ocwen Loan Servicing, LLC	Cook	CHICAGO	60644		10.55		17,110	First
Ocwen Loan Servicing, LLC	Cook	CHICAGO	60644		11.55		10,877	First
Ocwen Loan Servicing, LLC	Cook	CHICAGO	60644		11.95		141,078	First
Ocwen Loan Servicing, LLC	Cook	CHICAGO	60644		10.60		60,344	First
Ocwen Loan Servicing, LLC	Cook	CHICAGO	60644		10.95		38,588	First
Ocwen Loan Servicing, LLC	Cook	CHICAGO	60644		14.39		97,698	First
Ocwen Loan Servicing, LLC	Cook	CHICAGO	60644		13.00		28,284	First
Ocwen Loan Servicing, LLC	Cook	CHICAGO	60644		10.70		49,521	First
Ocwen Loan Servicing, LLC	Cook	CHICAGO	60644		13.04		22,408	Junior
Ocwen Loan Servicing, LLC	Cook	CHICAGO	60644		13.75		25,752	Junior
Ocwen Loan Servicing, LLC	Cook	CHICAGO	60644		12.29		1,916	Junior
Ocwen Loan Servicing, LLC	Cook	CHICAGO	60644		12.23		55,000	Junior
Ocwen Loan Servicing, LLC	Cook	CHICAGO	60645		14.99		11,839	Junior
Ocwen Loan Servicing, LLC	Cook	CHICAGO	60646		10.25		139,535	First
Ocwen Loan Servicing, LLC	Cook	CHICAGO	60647		10.79		168,192	First
Ocwen Loan Servicing, LLC	Cook	CHICAGO	60647		10.34		164,864	First
Ocwen Loan Servicing, LLC	Cook	CHICAGO	60647		10.14		338,708	First
Ocwen Loan Servicing, LLC	Cook	CHICAGO	60647		12.75		59,490	First
Ocwen Loan Servicing, LLC	Cook	CHICAGO	60647		13.40		130,268	First
Ocwen Loan Servicing, LLC	Cook	CHICAGO	60647		12.19		67,600	Junior
Ocwen Loan Servicing, LLC	Cook	CHICAGO	60649		11.50		73,121	First
Ocwen Loan Servicing, LLC	Cook	CHICAGO	60649		11.89		307,207	First
Ocwen Loan Servicing, LLC	Cook	CHICAGO	60649		11.69		48,284	First
Ocwen Loan Servicing, LLC	Cook	CHICAGO	60649		11.88		85,150	First
Ocwen Loan Servicing, LLC	Cook	CHICAGO	60649		10.09		107,323	First
Ocwen Loan Servicing, LLC	Cook	CHICAGO	60649		10.50		62,526	First
Ocwen Loan Servicing, LLC	Cook	CHICAGO	60649		11.25		29,068	First
Ocwen Loan Servicing, LLC	Cook	CHICAGO	60649		16.25		59,296	First

Statewide High Risk/Interst Loans for the Second Half of 2005

InstitutionName	County	City	Zip	Application Date	Interest Rate	Loan Date	Loan Amount	Loan Type
Ocwen Loan Servicing, LLC	Cook	CHICAGO	60649		11.59		76,241	First
Ocwen Loan Servicing, LLC	Cook	CHICAGO	60649		10.94		102,326	First
Ocwen Loan Servicing, LLC	Cook	CHICAGO	60649		11.65		69,819	First
Ocwen Loan Servicing, LLC	Cook	CHICAGO	60649		16.25		79,946	First
Ocwen Loan Servicing, LLC	Cook	CHICAGO	60649		11.99		34,538	First
Ocwen Loan Servicing, LLC	Cook	CHICAGO	60649		13.20		59,383	First
Ocwen Loan Servicing, LLC	Cook	CHICAGO	60649		10.99		45,996	First
Ocwen Loan Servicing, LLC	Cook	CHICAGO	60649		10.90		49,032	First
Ocwen Loan Servicing, LLC	Cook	CHICAGO	60649		13.44		71,894	First
Ocwen Loan Servicing, LLC	Cook	CHICAGO	60649		10.49		67,339	First
Ocwen Loan Servicing, LLC	Cook	CHICAGO	60649		13.50		42,525	First
Ocwen Loan Servicing, LLC	Cook	CHICAGO	60649		12.99		28,586	First
Ocwen Loan Servicing, LLC	Cook	CHICAGO	60649		11.50		33,924	First
Ocwen Loan Servicing, LLC	Cook	CHICAGO	60649		12.50		25,234	Junior
Ocwen Loan Servicing, LLC	Cook	CHICAGO	60649		16.25		82,239	Junior
Ocwen Loan Servicing, LLC	Cook	CHICAGO	60649		13.50		34,561	Junior
Ocwen Loan Servicing, LLC	Cook	CHICAGO	60649		15.99		27,332	Junior
Ocwen Loan Servicing, LLC	Cook	CHICAGO	60649		12.99		20,630	Junior
Ocwen Loan Servicing, LLC	cook	CHICAGO	60649		11.50		76,163	First
Ocwen Loan Servicing, LLC	COOK COUNTY	CICERO	60650		10.35		58,888	First
Ocwen Loan Servicing, LLC	Cook	CHICAGO	60651		11.99		118,329	First
Ocwen Loan Servicing, LLC	Cook	CHICAGO	60651		10.75		88,190	First
Ocwen Loan Servicing, LLC	Cook	CHICAGO	60651		10.99		113,640	First
Ocwen Loan Servicing, LLC	Cook	CHICAGO	60651		10.49		153,076	First
Ocwen Loan Servicing, LLC	Cook	CHICAGO	60651		10.19		139,820	First
Ocwen Loan Servicing, LLC	Cook	CHICAGO	60651		10.99		169,539	First
Ocwen Loan Servicing, LLC	Cook	CHICAGO	60651		10.95		77,408	First
Ocwen Loan Servicing, LLC	Cook	CHICAGO	60651		12.49		5,617	First
Ocwen Loan Servicing, LLC	Cook	CHICAGO	60651		10.03		128,760	First
Ocwen Loan Servicing, LLC	Cook	CHICAGO	60651		10.88		120,512	First
Ocwen Loan Servicing, LLC	Cook	CHICAGO	60651		10.20		162,970	First
Ocwen Loan Servicing, LLC	Cook	CHICAGO	60651		10.99		116,662	First
Ocwen Loan Servicing, LLC	Cook	CHICAGO	60651		10.05		100,224	First
Ocwen Loan Servicing, LLC	Cook	CHICAGO	60651		10.84		83,385	First
Ocwen Loan Servicing, LLC	Cook	CHICAGO	60651		10.99		68,674	First
Ocwen Loan Servicing, LLC	Cook	CHICAGO	60651		10.99		176,545	First
Ocwen Loan Servicing, LLC	Cook	CHICAGO	60651		12.90		17,699	First
Ocwen Loan Servicing, LLC	Cook	CHICAGO	60651		12.65		71,478	First
Ocwen Loan Servicing, LLC	Cook	CHICAGO	60651		13.50		87,210	First
Ocwen Loan Servicing, LLC	Cook	CHICAGO	60651		10.63		213,879	First
Ocwen Loan Servicing, LLC	Cook	CHICAGO	60651		10.50		77,544	First
Ocwen Loan Servicing, LLC	Cook	CHICAGO	60651		11.25		54,570	First

Statewide High Risk/Interst Loans for the Second Half of 2005

InstitutionName	County	City	Zip	Application Date	Interest Rate	Loan Date	Loan Amount	Loan Type
Ocwen Loan Servicing, LLC	Cook	CHICAGO	60651		11.50		109,781	First
Ocwen Loan Servicing, LLC	Cook	CHICAGO	60651		13.79		57,428	First
Ocwen Loan Servicing, LLC	Cook	CHICAGO	60651		10.75		50,615	First
Ocwen Loan Servicing, LLC	Cook	CHICAGO	60651		12.04		74,425	First
Ocwen Loan Servicing, LLC	Cook	CHICAGO	60651		11.99		90,373	First
Ocwen Loan Servicing, LLC	Cook	CHICAGO	60651		11.99		70,117	First
Ocwen Loan Servicing, LLC	Cook	CHICAGO	60651		10.99		118,311	First
Ocwen Loan Servicing, LLC	Cook	CHICAGO	60651		10.94		182,631	First
Ocwen Loan Servicing, LLC	Cook	CHICAGO	60651		10.75		109,276	First
Ocwen Loan Servicing, LLC	Cook	CHICAGO	60651		14.99		44,138	Junior
Ocwen Loan Servicing, LLC	Cook	CHICAGO	60651		12.49		19,666	Junior
Ocwen Loan Servicing, LLC	Cook	CHICAGO	60651		12.25		9,463	Junior
Ocwen Loan Servicing, LLC	Cook	CHICAGO	60651		12.47		64,966	Junior
Ocwen Loan Servicing, LLC	Cook	CHICAGO	60651		12.50		31,492	Junior
Ocwen Loan Servicing, LLC	Cook	CHICAGO	60651		12.30		39,360	Junior
Ocwen Loan Servicing, LLC	Cook	CHICAGO	60651		14.99		17,760	Junior
Ocwen Loan Servicing, LLC	Cook	CHICAGO	60651		12.24		2,012	Junior
Ocwen Loan Servicing, LLC	Cook	CHICAGO	60651		12.25		15,620	Junior
Ocwen Loan Servicing, LLC	Cook	CHICAGO	60651		12.25		10,270	Junior
Ocwen Loan Servicing, LLC	Cook	CHICAGO	60651		14.25		25,968	Junior
Ocwen Loan Servicing, LLC	Cook	CHICAGO	60652		11.49		73,126	First
Ocwen Loan Servicing, LLC	Cook	CHICAGO	60652		10.59		75,618	First
Ocwen Loan Servicing, LLC	Cook	CHICAGO	60652		10.60		123,889	First
Ocwen Loan Servicing, LLC	Cook	CHICAGO	60652		10.25		255,906	First
Ocwen Loan Servicing, LLC	Cook	CHICAGO	60652		11.34		152,219	First
Ocwen Loan Servicing, LLC	Cook	CHICAGO	60652		12.12		122,554	First
Ocwen Loan Servicing, LLC	Cook	CHICAGO	60652		10.13		113,380	First
Ocwen Loan Servicing, LLC	Cook	CHICAGO	60652		11.80		99,445	First
Ocwen Loan Servicing, LLC	Cook	CHICAGO	60652		10.49		22,846	First
Ocwen Loan Servicing, LLC	Cook	CHICAGO	60652		11.50		54,249	First
Ocwen Loan Servicing, LLC	Cook	CHICAGO	60652		10.75		110,054	First
Ocwen Loan Servicing, LLC	Cook	CHICAGO	60652		10.85		104,043	First
Ocwen Loan Servicing, LLC	Cook	CHICAGO	60652		12.13		38,000	Junior
Ocwen Loan Servicing, LLC	Cook	CHICAGO	60652		12.99		27,940	Junior
Ocwen Loan Servicing, LLC	Cook	CHICAGO	60652		13.50		50,990	Junior
Ocwen Loan Servicing, LLC	Cook	CHICAGO	60652		14.00		25,620	Junior
Ocwen Loan Servicing, LLC	Cook	CHICAGO	60652		12.99		53,366	Junior
Ocwen Loan Servicing, LLC	Cook	CHICAGO	60652		12.35		23,372	Junior
Ocwen Loan Servicing, LLC	Cook	CHICAGO	60652		12.49		27,774	Junior
Ocwen Loan Servicing, LLC	Cook	CHICAGO	60652		15.99		21,743	Junior
Ocwen Loan Servicing, LLC	Cook	CHICAGO	60653		10.25		244,719	First
Ocwen Loan Servicing, LLC	Cook	CHICAGO	60653		11.00		116,784	First

Statewide High Risk/Interst Loans for the Second Half of 2005

InstitutionName	County	City	Zip	Application Date	Interest Rate	Loan Date	Loan Amount	Loan Type
Ocwen Loan Servicing, LLC	Cook	CHICAGO	60653		11.65		17,524	First
Ocwen Loan Servicing, LLC	Cook	CHICAGO	60653		14.75		28,980	Junior
Ocwen Loan Servicing, LLC	Cook	CHICAGO	60653		12.13		73,400	Junior
Ocwen Loan Servicing, LLC	Cook	CHICAGO	60655		10.24		128,671	First
Ocwen Loan Servicing, LLC	Cook	CHICAGO	60655		10.35		56,727	First
Ocwen Loan Servicing, LLC	Cook	MERRIONETTE PARK	60655		13.99		17,130	Junior
Ocwen Loan Servicing, LLC	Cook	CHICAGO	60656		10.40		147,823	First
Ocwen Loan Servicing, LLC	Cook	CHICAGO	60656		12.29		41,000	Junior
Ocwen Loan Servicing, LLC	Cook	CHICAGO	60657		10.38		78,727	First
Ocwen Loan Servicing, LLC	COOK COUNTY	ALSIP	60658		14.05		19,989	Junior
Ocwen Loan Servicing, LLC	COOK COUNTY	ALSIP	60658		15.50		37,794	Junior
Ocwen Loan Servicing, LLC	Cook	CHICAGO	60659		12.53		30,694	Junior
Ocwen Loan Servicing, LLC	Cook	CHICAGO	60659		11.29		74,891	First
Ocwen Loan Servicing, LLC	Cook	CHICAGO	60707		11.35		150,762	First
Ocwen Loan Servicing, LLC	Cook	CHICAGO	60707		10.25		131,349	First
Ocwen Loan Servicing, LLC	Cook	ELMWOOD PARK	60707		10.85		129,734	First
Ocwen Loan Servicing, LLC	Cook	ELMWOOD PARK	60707		10.39		206,535	First
Ocwen Loan Servicing, LLC	Cook	ELMWOOD PARK	60707		13.34		79,126	First
Ocwen Loan Servicing, LLC	Cook	ALSIP	60803		10.24		140,958	First
Ocwen Loan Servicing, LLC	Cook	ALSIP	60803		13.99		22,700	Junior
Ocwen Loan Servicing, LLC	Cook	ALSIP	60803		14.49		11,806	Junior
Ocwen Loan Servicing, LLC	Cook	CHICAGO	60804		12.60		28,921	Junior
Ocwen Loan Servicing, LLC	Cook	CICERO	60804		10.10		14,394	First
Ocwen Loan Servicing, LLC	Cook	CICERO	60804		10.99		175,327	First
Ocwen Loan Servicing, LLC	Cook	CICERO	60804		12.75		24,575	Junior
Ocwen Loan Servicing, LLC	Cook	CICERO	60804		12.20		17,320	Junior
Ocwen Loan Servicing, LLC	Cook	EVERGREEN P	60805		13.50		22,445	Junior
Ocwen Loan Servicing, LLC	Cook	EVERGREEN PARK	60805		10.80		39,918	First
Ocwen Loan Servicing, LLC	Cook	EVERGREEN PARK	60805		10.18		108,877	First
Ocwen Loan Servicing, LLC	Cook	EVERGREEN PARK	60805		10.99		136,232	First
Ocwen Loan Servicing, LLC	Cook	EVERGREEN PARK	60805		12.00		86,949	First
Ocwen Loan Servicing, LLC	Cook	EVERGREEN PARK	60805		12.99		29,488	Junior
Ocwen Loan Servicing, LLC	Cook	EVERGREEN PARK	60805		12.99		30,633	Junior
Ocwen Loan Servicing, LLC	Cook	EVERGREEN PARK	60805		12.90		15,524	Junior
Ocwen Loan Servicing, LLC	c	EVERGREEN PARK	60805		12.13		42,378	Junior
Ocwen Loan Servicing, LLC	Cook	CALUMET PARK	60827		10.39		86,312	First
Ocwen Loan Servicing, LLC	Cook	CALUMET PARK	60827		10.90		108,332	First
Ocwen Loan Servicing, LLC	Cook	CALUMET PARK	60827		12.24		4,649	Junior
Ocwen Loan Servicing, LLC	Cook	RIVERDALE	60827		11.80		79,594	First
Ocwen Loan Servicing, LLC	Cook	RIVERDALE	60827		10.34		146,995	First
Ocwen Loan Servicing, LLC	Cook	RIVERDALE	60827		10.44		199,919	First
Ocwen Loan Servicing, LLC	Cook	RIVERDALE	60827		11.00		34,446	First

Statewide High Risk/Interst Loans for the Second Half of 2005

InstitutionName	County	City	Zip	Application Date	Interest Rate	Loan Date	Loan Amount	Loan Type
Ocwen Loan Servicing, LLC	Cook	RIVERDALE	60827		10.13		183,521	First
Ocwen Loan Servicing, LLC	Cook	RIVERDALE	60827		10.25		46,182	First
Ocwen Loan Servicing, LLC	Cook	RIVERDALE	60827		11.75		78,554	First
Ocwen Loan Servicing, LLC	Cook	RIVERDALE	60827		10.95		17,681	First
Ocwen Loan Servicing, LLC	Cook	RIVERDALE	60827		13.75		18,997	Junior
Ocwen Loan Servicing, LLC	Cook	RIVERDALE	60827		13.99		22,258	Junior
Ocwen Loan Servicing, LLC	Cook	RIVERDALE	60827		13.99		39,684	Junior
Ocwen Loan Servicing, LLC	Cook	RIVERDALE	60827		13.75		18,177	Junior
Ocwen Loan Servicing, LLC	Cook	RIVERDALE	60827		13.25		41,118	First
Ocwen Loan Servicing, LLC	Kankakee	KANKAKEE	60901		10.44		58,639	First
Ocwen Loan Servicing, LLC	Kankakee	KANKAKEE	60901		10.75		46,199	First
Ocwen Loan Servicing, LLC	Kankakee	KANKAKEE	60901		13.15		85,949	First
Ocwen Loan Servicing, LLC	Kankakee	KANKAKEE	60901		11.90		52,135	First
Ocwen Loan Servicing, LLC	Kankakee	KANKAKEE	60901		10.25		44,305	First
Ocwen Loan Servicing, LLC	Kankakee	KANKAKEE	60901		12.10		77,348	First
Ocwen Loan Servicing, LLC	Kankakee	KANKAKEE	60901		16.25		35,405	First
Ocwen Loan Servicing, LLC	Kankakee	KANKAKEE	60901		11.69		49,458	First
Ocwen Loan Servicing, LLC	Kankakee	KANKAKEE	60901		12.19		124,365	First
Ocwen Loan Servicing, LLC	Kankakee	KANKAKEE	60901		11.37		74,400	First
Ocwen Loan Servicing, LLC	Kankakee	KANKAKEE	60901		16.25		26,792	First
Ocwen Loan Servicing, LLC	Kankakee	KANKAKEE	60901		11.04		20,074	First
Ocwen Loan Servicing, LLC	Kankakee	KANKAKEE	60901		13.66		35,748	First
Ocwen Loan Servicing, LLC	Kankakee	KANKAKEE	60901		10.75		45,470	First
Ocwen Loan Servicing, LLC	Kankakee	KANKAKEE	60901		11.20		36,903	First
Ocwen Loan Servicing, LLC	Kankakee	KANKAKEE	60901		12.05		39,026	First
Ocwen Loan Servicing, LLC	Kankakee	KANKAKEE	60901		10.69		36,887	First
Ocwen Loan Servicing, LLC	Kankakee	KANKAKEE	60901		12.94		46,710	First
Ocwen Loan Servicing, LLC	Kankakee	KANKAKEE	60901		11.55		58,365	First
Ocwen Loan Servicing, LLC	Kankakee	KANKAKEE	60901		10.05		55,250	First
Ocwen Loan Servicing, LLC	Kankakee	KANKAKEE	60901		11.60		48,426	First
Ocwen Loan Servicing, LLC	Kankakee	KANKAKEE	60901		10.34		41,307	First
Ocwen Loan Servicing, LLC	Kankakee	KANKAKEE	60901		12.50		23,885	First
Ocwen Loan Servicing, LLC	Kankakee	KANKAKEE	60901		10.63		68,057	First
Ocwen Loan Servicing, LLC	Kankakee	KANKAKEE	60901		11.35		33,420	First
Ocwen Loan Servicing, LLC	Kankakee	KANKAKEE	60901		11.35		46,988	First
Ocwen Loan Servicing, LLC	Kankakee	KANKAKEE	60901		11.35		39,990	First
Ocwen Loan Servicing, LLC	Kankakee	KANKAKEE	60901		11.75		48,426	First
Ocwen Loan Servicing, LLC	Kankakee	KANKAKEE	60901		13.95		38,621	Junior
Ocwen Loan Servicing, LLC	Kankakee	KANKAKEE	60901		13.99		15,355	Junior
Ocwen Loan Servicing, LLC	Kankakee	KANKAKEE	60901		10.10		64,800	First
Ocwen Loan Servicing, LLC	Kankakee	BONFIELD	60913		10.29		54,324	First
Ocwen Loan Servicing, LLC	Kankakee	BONFIELD	60913		10.99		157,779	First

Statewide High Risk/Interst Loans for the Second Half of 2005

InstitutionName	County	City	Zip	Application Date	Interest Rate	Loan Date	Loan Amount	Loan Type
Ocwen Loan Servicing, LLC	Kankakee	BOURBONNAIS	60914		10.79		192,411	First
Ocwen Loan Servicing, LLC	Kankakee	BOURBONNAIS	60914		10.74		92,658	First
Ocwen Loan Servicing, LLC	Kankakee	BOURBONNAIS	60914		12.65		54,968	First
Ocwen Loan Servicing, LLC	Kankakee	BRADLEY	60915		10.95		59,464	First
Ocwen Loan Servicing, LLC	Kankakee	BRADLEY	60915		12.79		8,945	Junior
Ocwen Loan Servicing, LLC	Kankakee	BRADLEY	60915		11.00		66,307	First
Ocwen Loan Servicing, LLC	Livingston	CHATSWORTH	60921		12.75		25,773	Junior
Ocwen Loan Servicing, LLC	Iroquois	CHEBANSE	60922		12.75		39,585	Junior
Ocwen Loan Servicing, LLC	Iroquois	CLIFTON	60927		10.50		35,449	First
Ocwen Loan Servicing, LLC	Iroquois	CLIFTON	60927		12.74		20,480	Junior
Ocwen Loan Servicing, LLC	Iroquois	CRESCENT CITY	60928		10.99		73,305	First
Ocwen Loan Servicing, LLC	Iroquois	DONOVAN	60931		10.59		40,993	First
Ocwen Loan Servicing, LLC	Kankakee	ESSEX	60935		12.75		30,762	First
Ocwen Loan Servicing, LLC	Iroquois	GILMAN	60938		10.99		97,805	First
Ocwen Loan Servicing, LLC	Vermilion	HOOPESTON	60942		11.80		41,875	First
Ocwen Loan Servicing, LLC	Vermilion	HOOPESTON	60942		11.55		21,470	First
Ocwen Loan Servicing, LLC	Vermilion	HOOPESTON	60942		12.50		14,499	Junior
Ocwen Loan Servicing, LLC	Vermilion	HOOPESTOWN	60942		11.24		41,145	First
Ocwen Loan Servicing, LLC	Kankakee	HOPKINS PARK	60944		12.10		12,624	First
Ocwen Loan Servicing, LLC	Iroquois	LODA	60948		12.99		30,171	Junior
Ocwen Loan Servicing, LLC	Kankakee	MANTENO	60950		13.29		26,378	Junior
Ocwen Loan Servicing, LLC	Iroquois	MARTINTON	60951		13.99		59,464	First
Ocwen Loan Servicing, LLC	Iroquois	MILFORD	60953		14.13		51,193	First
Ocwen Loan Servicing, LLC	Kankakee	MOMENCE	60954		10.25		47,879	First
Ocwen Loan Servicing, LLC	Kankakee	MOMENCE	60954		10.50		34,822	First
Ocwen Loan Servicing, LLC	Ford	PAXTON	60957		11.00		43,988	First
Ocwen Loan Servicing, LLC	Ford	PIPER CITY	60959		10.45		20,403	First
Ocwen Loan Servicing, LLC	Vermilion	ROSSVILLE	60963		10.50		52,149	First
Ocwen Loan Servicing, LLC	Kankakee	SAINT ANNE	60964		11.49		23,130	First
Ocwen Loan Servicing, LLC	Kankakee	SAINT ANNE	60964		10.65		77,970	First
Ocwen Loan Servicing, LLC	Iroquois	WATSEKA	60970		11.24		31,855	First
Ocwen Loan Servicing, LLC	Iroquois	WATSEKA	60970		14.99		17,945	Junior
Ocwen Loan Servicing, LLC	Boone	BELVIDERE	61008		10.39		101,198	First
Ocwen Loan Servicing, LLC	Boone	BELVIDERE	61008		14.74		1,009	Junior
Ocwen Loan Servicing, LLC	Boone	BELVIDIRE	61008		10.99		56,806	First
Ocwen Loan Servicing, LLC	Winnebago	CHERRY VALLEY	61016		10.99		57,405	First
Ocwen Loan Servicing, LLC	Stephenson	DAVIS	61019		10.50		94,281	First
Ocwen Loan Servicing, LLC	Stephenson	DAVIS	61019		12.55		23,750	Junior
Ocwen Loan Servicing, LLC	Lee	DIXON	61021		10.63		25,700	First
Ocwen Loan Servicing, LLC	Lee	DIXON	61021		10.10		49,930	First
Ocwen Loan Servicing, LLC	Lee	DIXON	61021		11.29		47,610	First
Ocwen Loan Servicing, LLC	Lee	DIXON	61021		13.10		40,309	Junior

Statewide High Risk/Interst Loans for the Second Half of 2005

InstitutionName	County	City	Zip	Application Date	Interest Rate	Loan Date	Loan Amount	Loan Type
Ocwen Loan Servicing, LLC	Jo Daviess	EAST DUBUQUE	61025		12.59		36,820	First
Ocwen Loan Servicing, LLC	Jo Daviess	ELIZABETH	61028		10.90		32,901	First
Ocwen Loan Servicing, LLC	Stephenson	FREEPORT	61032		11.99		47,064	First
Ocwen Loan Servicing, LLC	Stephenson	FREEPORT	61032		11.00		17,189	First
Ocwen Loan Servicing, LLC	Stephenson	FREEPORT	61032		10.25		39,615	First
Ocwen Loan Servicing, LLC	Stephenson	FREEPORT	61032		10.78		29,455	First
Ocwen Loan Servicing, LLC	Stephenson	FREEPORT	61032		11.65		62,674	First
Ocwen Loan Servicing, LLC	Stephenson	FREEPORT	61032		11.90		78,209	First
Ocwen Loan Servicing, LLC	Stephenson	FREEPORT	61032		11.00		36,447	First
Ocwen Loan Servicing, LLC	Stephenson	FREEPORT	61032		11.79		31,408	First
Ocwen Loan Servicing, LLC	Stephenson	FREEPORT	61032		10.63		39,177	First
Ocwen Loan Servicing, LLC	Stephenson	FREEPORT	61032		11.13		28,069	First
Ocwen Loan Servicing, LLC	Stephenson	FREEPORT	61032		11.51		45,386	First
Ocwen Loan Servicing, LLC	Stephenson	FREEPORT	61032		10.49		59,410	First
Ocwen Loan Servicing, LLC	Stephenson	FREEPORT	61032		10.50		29,858	First
Ocwen Loan Servicing, LLC	Stephenson	FREEPORT	61032		10.85		24,933	First
Ocwen Loan Servicing, LLC	Stephenson	FREEPORT	61032		10.85		51,109	First
Ocwen Loan Servicing, LLC	Stephenson	FREEPORT	61032		12.75		18,391	Junior
Ocwen Loan Servicing, LLC	Stephenson	LENA	61048		14.99		33,262	Junior
Ocwen Loan Servicing, LLC	Carroll	MOUNT CARROLL	61053		10.99		38,251	First
Ocwen Loan Servicing, LLC	Ogle	MOUNT MORRIS	61054		11.49		34,628	First
Ocwen Loan Servicing, LLC	Ogle	OREGON	61061		10.07		68,652	First
Ocwen Loan Servicing, LLC	Ogle	OREGON	61061		12.75		16,836	Junior
Ocwen Loan Servicing, LLC	Ogle	POLO	61064		11.38		63,436	First
Ocwen Loan Servicing, LLC	Boone	POPLAR GROVE	61065		11.30		178,518	First
Ocwen Loan Servicing, LLC	Boone	POPLAR GROVE	61065		10.25		77,397	First
Ocwen Loan Servicing, LLC	Boone	POPLAR GROVE	61065		14.00		30,401	Junior
Ocwen Loan Servicing, LLC	Ogle	ROCHELLE	61068		10.13		105,968	First
Ocwen Loan Servicing, LLC	Ogle	ROCHELLE	61068		11.29		103,567	First
Ocwen Loan Servicing, LLC	Ogle	ROCHELLE	61068		11.50		52,841	First
Ocwen Loan Servicing, LLC	Ogle	ROCHELLE	61068		12.75		43,181	Junior
Ocwen Loan Servicing, LLC	Ogle	ROCHELLE	61068		12.50		19,779	Junior
Ocwen Loan Servicing, LLC	Whiteside	ROCK FALLS	61071		10.65		45,160	First
Ocwen Loan Servicing, LLC	Whiteside	ROCK FALLS	61071		10.29		36,488	First
Ocwen Loan Servicing, LLC	Whiteside	ROCK FALLS	61071		10.99		53,123	First
Ocwen Loan Servicing, LLC	Whiteside	ROCK FALLS	61071		10.63		39,188	First
Ocwen Loan Servicing, LLC	Whiteside	ROCK FALLS	61071		11.26		69,345	First
Ocwen Loan Servicing, LLC	Whiteside	ROCK FALLS	61071		10.51		56,334	First
Ocwen Loan Servicing, LLC	Winnebago	ROCKTON	61072		10.14		94,294	First
Ocwen Loan Servicing, LLC	Winnebago	ROSCOE	61073		11.45		131,751	First
Ocwen Loan Servicing, LLC	Winnebago	ROSCOE	61073		13.15		26,307	Junior
Ocwen Loan Servicing, LLC	Winnebago	ROSCOE	61073		14.00		62,468	Junior

Statewide High Risk/Interst Loans for the Second Half of 2005

InstitutionName	County	City	Zip	Application Date	Interest Rate	Loan Date	Loan Amount	Loan Type
Ocwen Loan Servicing, LLC	Carroll	SAVANNA	61074		11.14		39,871	First
Ocwen Loan Servicing, LLC	Winnebago	SOUTH BELOIT	61080		10.04		94,091	First
Ocwen Loan Servicing, LLC	Winnebago	SOUTH BELOIT	61080		12.25		25,697	Junior
Ocwen Loan Servicing, LLC	Winnebago	SOUTH BELOIT	61080		13.99		20,534	Junior
Ocwen Loan Servicing, LLC	Whiteside	STERLING	61081		10.35		123,701	First
Ocwen Loan Servicing, LLC	Whiteside	STERLING	61081		11.39		39,640	First
Ocwen Loan Servicing, LLC	Whiteside	STERLING	61081		11.88		56,520	First
Ocwen Loan Servicing, LLC	Whiteside	STERLING	61081		11.44		44,495	First
Ocwen Loan Servicing, LLC	Whiteside	STERLING	61081		14.29		22,847	First
Ocwen Loan Servicing, LLC	Ogle	STILLMAN VALLEY	61084		10.75		73,123	First
Ocwen Loan Servicing, LLC	Winnebago	WINNEBAGO	61088		11.60		93,423	First
Ocwen Loan Servicing, LLC	Winnebago	ROCKFORD	61101		13.35		33,688	First
Ocwen Loan Servicing, LLC	Winnebago	ROCKFORD	61101		10.84		47,542	First
Ocwen Loan Servicing, LLC	Winnebago	ROCKFORD	61101		11.04		65,607	First
Ocwen Loan Servicing, LLC	Winnebago	ROCKFORD	61101		10.19		45,852	First
Ocwen Loan Servicing, LLC	Winnebago	ROCKFORD	61101		10.09		39,152	First
Ocwen Loan Servicing, LLC	Winnebago	ROCKFORD	61101		10.04		79,988	First
Ocwen Loan Servicing, LLC	Winnebago	ROCKFORD	61101		11.63		17,879	First
Ocwen Loan Servicing, LLC	Winnebago	ROCKFORD	61101		11.25		38,955	First
Ocwen Loan Servicing, LLC	Winnebago	ROCKFORD	61101		11.50		54,629	First
Ocwen Loan Servicing, LLC	Winnebago	ROCKFORD	61101		10.25		31,007	First
Ocwen Loan Servicing, LLC	Winnebago	ROCKFORD	61101		12.59		41,948	First
Ocwen Loan Servicing, LLC	Winnebago	ROCKFORD	61101		16.25		52,309	First
Ocwen Loan Servicing, LLC	Winnebago	ROCKFORD	61101		10.99		46,752	First
Ocwen Loan Servicing, LLC	Winnebago	ROCKFORD	61101		11.88		36,023	First
Ocwen Loan Servicing, LLC	Winnebago	ROCKFORD	61101		11.88		71,036	First
Ocwen Loan Servicing, LLC	Winnebago	ROCKFORD	61101		12.75		30,488	First
Ocwen Loan Servicing, LLC	Winnebago	ROCKFORD	61101		10.88		41,966	First
Ocwen Loan Servicing, LLC	Winnebago	ROCKFORD	61101		10.64		42,270	First
Ocwen Loan Servicing, LLC	Winnebago	ROCKFORD	61101		10.23		57,176	First
Ocwen Loan Servicing, LLC	Winnebago	ROCKFORD	61101		11.75		29,129	First
Ocwen Loan Servicing, LLC	Winnebago	ROCKFORD	61101		10.49		52,725	First
Ocwen Loan Servicing, LLC	Winnebago	ROCKFORD	61101		10.61		62,076	First
Ocwen Loan Servicing, LLC	Winnebago	ROCKFORD	61101		10.35		50,289	First
Ocwen Loan Servicing, LLC	Winnebago	ROCKFORD	61102		10.29		22,923	First
Ocwen Loan Servicing, LLC	Winnebago	ROCKFORD	61102		12.00		33,407	First
Ocwen Loan Servicing, LLC	Winnebago	ROCKFORD	61102		10.76		25,252	First
Ocwen Loan Servicing, LLC	Winnebago	ROCKFORD	61102		11.85		31,433	First
Ocwen Loan Servicing, LLC	Winnebago	ROCKFORD	61102		10.75		32,280	First
Ocwen Loan Servicing, LLC	Winnebago	ROCKFORD	61102		13.03		13,315	First
Ocwen Loan Servicing, LLC	Winnebago	ROCKFORD	61102		10.01		47,099	First
Ocwen Loan Servicing, LLC	Winnebago	ROCKFORD	61102		10.95		33,672	First

Statewide High Risk/Interst Loans for the Second Half of 2005

InstitutionName	County	City	Zip	Application Date	Interest Rate	Loan Date	Loan Amount	Loan Type
Ocwen Loan Servicing, LLC	Winnebago	ROCKFORD	61102		10.88		43,745	First
Ocwen Loan Servicing, LLC	Winnebago	ROCKFORD	61102		10.75		48,423	First
Ocwen Loan Servicing, LLC	Winnebago	ROCKFORD	61102		11.85		6,689	First
Ocwen Loan Servicing, LLC	Winnebago	ROCKFORD	61102		16.25		121,357	First
Ocwen Loan Servicing, LLC	Winnebago	ROCKFORD	61102		16.25		40,264	First
Ocwen Loan Servicing, LLC	Winnebago	ROCKFORD	61102		11.99		34,113	First
Ocwen Loan Servicing, LLC	Winnebago	ROCKFORD	61102		10.75		45,429	First
Ocwen Loan Servicing, LLC	Winnebago	ROCKFORD	61102		12.75		36,959	First
Ocwen Loan Servicing, LLC	Winnebago	ROCKFORD	61102		10.12		40,873	First
Ocwen Loan Servicing, LLC	Winnebago	ROCKFORD	61102		12.00		28,612	First
Ocwen Loan Servicing, LLC	Winnebago	ROCKFORD	61102		11.99		36,801	First
Ocwen Loan Servicing, LLC	Winnebago	ROCKFORD	61102		10.15		34,365	First
Ocwen Loan Servicing, LLC	Winnebago	ROCKFORD	61102		11.99		51,209	First
Ocwen Loan Servicing, LLC	Winnebago	ROCKFORD	61102		11.19		51,534	First
Ocwen Loan Servicing, LLC	Winnebago	ROCKFORD	61102		10.99		58,488	First
Ocwen Loan Servicing, LLC	Winnebago	ROCKFORD	61102		12.35		25,391	First
Ocwen Loan Servicing, LLC	Winnebago	ROCKFORD	61102		13.59		37,488	Junior
Ocwen Loan Servicing, LLC	Winnebago	ROCKFORD	61102		17.50		23,886	Junior
Ocwen Loan Servicing, LLC	Winnebago	ROCKFORD	61102		10.38		39,828	First
Ocwen Loan Servicing, LLC	Winnebago	ROCKFORD	61102		11.10		51,850	First
Ocwen Loan Servicing, LLC	Winnebago	ROCKFORD	61102		10.36		49,500	First
Ocwen Loan Servicing, LLC	Winnebago	ROCKFORD	61102		10.73		53,979	First
Ocwen Loan Servicing, LLC	Winnebago	ROCKFORD	61103		10.75		54,567	First
Ocwen Loan Servicing, LLC	Winnebago	ROCKFORD	61103		10.44		66,737	First
Ocwen Loan Servicing, LLC	Winnebago	ROCKFORD	61103		10.65		54,539	First
Ocwen Loan Servicing, LLC	Winnebago	ROCKFORD	61103		10.20		65,523	First
Ocwen Loan Servicing, LLC	Winnebago	ROCKFORD	61103		10.75		94,915	First
Ocwen Loan Servicing, LLC	Winnebago	ROCKFORD	61103		11.13		64,321	First
Ocwen Loan Servicing, LLC	Winnebago	ROCKFORD	61103		10.36		80,516	First
Ocwen Loan Servicing, LLC	Winnebago	ROCKFORD	61103		11.85		71,910	First
Ocwen Loan Servicing, LLC	Winnebago	ROCKFORD	61103		11.05		69,579	First
Ocwen Loan Servicing, LLC	Winnebago	ROCKFORD	61103		14.50		19,386	Junior
Ocwen Loan Servicing, LLC	Winnebago	ROCKFORD	61103		15.99		10,313	Junior
Ocwen Loan Servicing, LLC	Winnebago	ROCKFORD	61103		10.38		36,709	First
Ocwen Loan Servicing, LLC	Winnebago	ROCKFORD	61103		12.13		24,993	Junior
Ocwen Loan Servicing, LLC	Winnebago	ROCKFORD	61103		10.35		51,279	First
Ocwen Loan Servicing, LLC	Winnebago	ROCKFORD	61103		10.35		55,754	First
Ocwen Loan Servicing, LLC	Winnebago	ROCKFORD	61104		10.63		34,958	First
Ocwen Loan Servicing, LLC	Winnebago	ROCKFORD	61104		10.19		57,493	First
Ocwen Loan Servicing, LLC	Winnebago	ROCKFORD	61104		10.50		5,738	First
Ocwen Loan Servicing, LLC	Winnebago	ROCKFORD	61104		11.25		69,605	First
Ocwen Loan Servicing, LLC	Winnebago	ROCKFORD	61104		12.59		31,129	First

Statewide High Risk/Interst Loans for the Second Half of 2005

InstitutionName	County	City	Zip	Application Date	Interest Rate	Loan Date	Loan Amount	Loan Type
Ocwen Loan Servicing, LLC	Winnebago	ROCKFORD	61104		11.00		61,029	First
Ocwen Loan Servicing, LLC	Winnebago	ROCKFORD	61104		11.38		49,023	First
Ocwen Loan Servicing, LLC	Winnebago	ROCKFORD	61104		11.13		43,275	First
Ocwen Loan Servicing, LLC	Winnebago	ROCKFORD	61104		11.25		33,426	First
Ocwen Loan Servicing, LLC	Winnebago	ROCKFORD	61104		10.29		48,712	First
Ocwen Loan Servicing, LLC	Winnebago	ROCKFORD	61104		13.30		11,316	Junior
Ocwen Loan Servicing, LLC	Winnebago	ROCKFORD	61104		13.50		17,236	Junior
Ocwen Loan Servicing, LLC	Winnebago	ROCKFORD	61104		13.50		19,638	Junior
Ocwen Loan Servicing, LLC	Winnebago	ROCKFORD	61104		13.99		21,305	Junior
Ocwen Loan Servicing, LLC	Winnebago	ROCKFORD	61104		10.18		72,000	First
Ocwen Loan Servicing, LLC	Winnebago	ROCKFORD	61104		11.03		69,210	First
Ocwen Loan Servicing, LLC	Winnebago	ROCKFORD	61107		10.10		40,513	First
Ocwen Loan Servicing, LLC	Winnebago	ROCKFORD	61107		10.50		54,799	First
Ocwen Loan Servicing, LLC	Winnebago	ROCKFORD	61107		10.94		133,418	First
Ocwen Loan Servicing, LLC	Winnebago	ROCKFORD	61107		10.63		102,912	First
Ocwen Loan Servicing, LLC	Winnebago	ROCKFORD	61107		10.65		97,836	First
Ocwen Loan Servicing, LLC	Winnebago	ROCKFORD	61107		14.99		31,214	Junior
Ocwen Loan Servicing, LLC	Winnebago	ROCKFORD	61107		12.75		21,249	Junior
Ocwen Loan Servicing, LLC	Winnebago	ROCKFORD	61108		11.24		42,655	First
Ocwen Loan Servicing, LLC	Winnebago	ROCKFORD	61108		10.50		89,900	First
Ocwen Loan Servicing, LLC	Winnebago	ROCKFORD	61108		10.76		36,785	First
Ocwen Loan Servicing, LLC	Winnebago	ROCKFORD	61108		12.05		63,880	First
Ocwen Loan Servicing, LLC	Winnebago	ROCKFORD	61108		15.99		25,585	Junior
Ocwen Loan Servicing, LLC	Winnebago	ROCKFORD	61108		12.25		59,237	Junior
Ocwen Loan Servicing, LLC	Winnebago	ROCKFORD	61108		14.99		55,641	Junior
Ocwen Loan Servicing, LLC	Winnebago	ROCKFORD	61108		12.99		15,664	Junior
Ocwen Loan Servicing, LLC	Winnebago	ROCKFORD	61109		14.80		31,000	First
Ocwen Loan Servicing, LLC	Winnebago	ROCKFORD	61109		10.14		30,621	First
Ocwen Loan Servicing, LLC	Winnebago	ROCKFORD	61109		11.00		39,677	First
Ocwen Loan Servicing, LLC	Winnebago	ROCKFORD	61109		10.55		93,529	First
Ocwen Loan Servicing, LLC	Winnebago	ROCKFORD	61109		10.50		86,742	First
Ocwen Loan Servicing, LLC	Winnebago	ROCKFORD	61109		10.99		130,920	First
Ocwen Loan Servicing, LLC	Winnebago	ROCKFORD	61109		10.20		46,029	First
Ocwen Loan Servicing, LLC	Winnebago	ROCKFORD	61109		10.35		38,219	First
Ocwen Loan Servicing, LLC	Winnebago	ROCKFORD	61109		16.25		27,829	Junior
Ocwen Loan Servicing, LLC	Winnebago	LOVES PARK	61111		12.50		36,924	First
Ocwen Loan Servicing, LLC	Winnebago	LOVES PARK	61111		10.60		120,257	First
Ocwen Loan Servicing, LLC	Winnebago	LOVES PARK	61111		10.49		74,643	First
Ocwen Loan Servicing, LLC	Winnebago	LOVES PARK	61111		11.25		40,096	First
Ocwen Loan Servicing, LLC	Winnebago	LOVES PARK	61111		10.75		48,861	First
Ocwen Loan Servicing, LLC	Winnebago	LOVES PARK	61111		13.99		14,274	Junior
Ocwen Loan Servicing, LLC	Winnebago	LOVES PARK	61111		12.25		6,638	Junior

Statewide High Risk/Interst Loans for the Second Half of 2005

InstitutionName	County	City	Zip	Application Date	Interest Rate	Loan Date	Loan Amount	Loan Type
Ocwen Loan Servicing, LLC	Winnebago	LOVES PARK	61111		15.50		27,339	Junior
Ocwen Loan Servicing, LLC	Winnebago	LOVES PARK	61111		13.75		40,100	Junior
Ocwen Loan Servicing, LLC	Winnebago	ROCKFORD	61114		10.09		226,355	First
Ocwen Loan Servicing, LLC	Winnebago	ROCKFORD	61114		11.45		120,627	First
Ocwen Loan Servicing, LLC	Winnebago	ROCKFORD	61114		10.24		122,311	First
Ocwen Loan Servicing, LLC	Winnebago	ROCKFORD	61114		15.25		9,883	Junior
Ocwen Loan Servicing, LLC	Winnebago	MACHESNEY PARK	61115		10.25		73,301	First
Ocwen Loan Servicing, LLC	Winnebago	MACHESNEY PARK	61115		10.24		93,251	First
Ocwen Loan Servicing, LLC	Winnebago	MACHESNEY PARK	61115		10.64		45,846	First
Ocwen Loan Servicing, LLC	Winnebago	MACHESNEY PARK	61115		10.05		47,245	First
Ocwen Loan Servicing, LLC	Winnebago	MACHESNEY PARK	61115		10.50		64,075	First
Ocwen Loan Servicing, LLC	Winnebago	MACHESNEY PARK	61115		10.25		97,867	First
Ocwen Loan Servicing, LLC	Winnebago	MACHESNEY PARK	61115		11.52		57,419	First
Ocwen Loan Servicing, LLC	Winnebago	MACHESNEY PARK	61115		11.74		69,160	First
Ocwen Loan Servicing, LLC	Winnebago	MACHESNEY PARK	61115		11.50		57,289	First
Ocwen Loan Servicing, LLC	Winnebago	MACHESNEY PARK	61115		10.90		40,852	First
Ocwen Loan Servicing, LLC	Winnebago	MACHESNEY PARK	61115		12.70		44,766	First
Ocwen Loan Servicing, LLC	Winnebago	MACHESNEY PARK	61115		10.75		61,622	First
Ocwen Loan Servicing, LLC	Winnebago	MACHESNEY PARK	61115		10.84		52,788	First
Ocwen Loan Servicing, LLC	Winnebago	MECHESHEY PARK	61115		14.99		21,447	Junior
Ocwen Loan Servicing, LLC	Winnebago	ROCKFORD	61115		13.05		59,046	First
Ocwen Loan Servicing, LLC	Winnebago	MACHESNEY PARK	61115		12.23		25,993	Junior
Ocwen Loan Servicing, LLC	Rock Island	ROCK ISLAND	61201		10.50		41,597	First
Ocwen Loan Servicing, LLC	Rock Island	ROCK ISLAND	61201		10.35		66,416	First
Ocwen Loan Servicing, LLC	Rock Island	ROCK ISLAND	61201		10.99		30,790	First
Ocwen Loan Servicing, LLC	Rock Island	ROCK ISLAND	61201		13.10		23,591	First
Ocwen Loan Servicing, LLC	Rock Island	ROCK ISLAND	61201		10.50		20,468	First
Ocwen Loan Servicing, LLC	Rock Island	ROCK ISLAND	61201		12.64		24,700	First
Ocwen Loan Servicing, LLC	Rock Island	ROCK ISLAND	61201		11.35		40,711	First
Ocwen Loan Servicing, LLC	Whiteside	ALBANY	61230		10.35		53,949	First
Ocwen Loan Servicing, LLC	Whiteside	ALBANY	61230		12.16		65,064	First
Ocwen Loan Servicing, LLC	Mercer	ALEDO	61231		10.85		57,134	First
Ocwen Loan Servicing, LLC	Mercer	ALEDO	61231		11.23		67,535	First
Ocwen Loan Servicing, LLC	Henry	ATKINSON	61235		10.90		47,798	First
Ocwen Loan Servicing, LLC	Rock Island	COAL VALLEY	61240		13.99		34,629	Junior
Ocwen Loan Servicing, LLC	Henry	COLONA	61241		10.10		104,945	First
Ocwen Loan Servicing, LLC	Rock Island	EAST MOLINE	61244		10.54		94,165	First
Ocwen Loan Servicing, LLC	Rock Island	EAST MOLINE	61244		10.63		72,118	First
Ocwen Loan Servicing, LLC	Rock Island	EAST MOLINE	61244		10.80		32,872	First
Ocwen Loan Servicing, LLC	Rock Island	EAST MOLINE	61244		10.50		49,287	First
Ocwen Loan Servicing, LLC	Rock Island	EAST MOLINE	61244		10.99		56,598	First
Ocwen Loan Servicing, LLC	Rock Island	EAST MOLINE	61244		10.50		66,693	First

Statewide High Risk/Interst Loans for the Second Half of 2005

InstitutionName	County	City	Zip	Application Date	Interest Rate	Loan Date	Loan Amount	Loan Type
Ocwen Loan Servicing, LLC	Rock Island	EAST MOLINE	61244		10.79		32,583	First
Ocwen Loan Servicing, LLC	Rock Island	HAMPTON	61256		14.99		21,264	Junior
Ocwen Loan Servicing, LLC	Rock Island	MILAN	61264		10.59		59,570	First
Ocwen Loan Servicing, LLC	Rock Island	MILAN	61264		10.75		80,234	First
Ocwen Loan Servicing, LLC	Rock Island	MILAN	61264		10.60		47,983	First
Ocwen Loan Servicing, LLC	Rock Island	MILAN	61264		12.99		30,742	First
Ocwen Loan Servicing, LLC	Rock Island	MOLINE	61265		11.46		34,544	First
Ocwen Loan Servicing, LLC	Rock Island	MOLINE	61265		10.40		29,229	First
Ocwen Loan Servicing, LLC	Rock Island	MOLINE	61265		10.00		60,623	First
Ocwen Loan Servicing, LLC	Rock Island	MOLINE	61265		10.60		39,647	First
Ocwen Loan Servicing, LLC	Rock Island	MOLINE	61265		10.37		37,194	First
Ocwen Loan Servicing, LLC	Rock Island	MOLINE	61265		11.00		36,525	First
Ocwen Loan Servicing, LLC	Rock Island	MOLINE	61265		10.88		67,950	First
Ocwen Loan Servicing, LLC	Rock Island	MOLINE	61265		16.25		44,562	First
Ocwen Loan Servicing, LLC	Rock Island	MOLINE	61265		10.75		40,320	First
Ocwen Loan Servicing, LLC	Rock Island	MOLINE	61265		10.79		60,615	First
Ocwen Loan Servicing, LLC	Rock Island	MOLINE	61265		15.50		31,582	Junior
Ocwen Loan Servicing, LLC	Whiteside	MORRISON	61270		11.94		14,273	First
Ocwen Loan Servicing, LLC	Henry	ORION	61273		16.25		28,882	Junior
Ocwen Loan Servicing, LLC	Whiteside	PROPHETSTOWN	61277		10.44		45,975	First
Ocwen Loan Servicing, LLC	Rock Island	REYNOLDS	61279		10.80		91,738	First
Ocwen Loan Servicing, LLC	Mercer	SHERRARD	61281		11.49		72,172	First
Ocwen Loan Servicing, LLC	Rock Island	SILVIS	61282		10.24		66,308	First
Ocwen Loan Servicing, LLC	Rock Island	SILVIS	61282		10.38		45,159	First
Ocwen Loan Servicing, LLC	Rock Island	SILVIS	61282		10.99		44,112	First
Ocwen Loan Servicing, LLC	Rock Island	SYLVIS	61282		16.25		23,147	Junior
Ocwen Loan Servicing, LLC	Rock Island	TAYLOR RIDGE	61284		10.15		44,706	First
Ocwen Loan Servicing, LLC	La Salle	LA SALLE	61301		11.49		57,471	First
Ocwen Loan Servicing, LLC	La Salle	LASALLE	61301		10.49		67,279	First
Ocwen Loan Servicing, LLC	La Salle	LASALLE	61301		10.75		55,051	First
Ocwen Loan Servicing, LLC	Lee	AMBOY	61310		10.44		88,553	First
Ocwen Loan Servicing, LLC	Lee	AMBOY	61310		14.50		20,528	Junior
Ocwen Loan Servicing, LLC	Bureau	BUDA	61314		10.89		53,191	First
Ocwen Loan Servicing, LLC	Bureau	BUDA	61314		10.13		63,845	First
Ocwen Loan Servicing, LLC	Bureau	BUREAU JUNCTION	61315		10.38		52,341	First
Ocwen Loan Servicing, LLC	Bureau	CHERRY	61317		13.99		21,381	Junior
Ocwen Loan Servicing, LLC	Livingston	MANVILLE	61319		10.25		97,710	First
Ocwen Loan Servicing, LLC	Bureau	DEPUE	61322		10.05		19,846	First
Ocwen Loan Servicing, LLC	Bureau	DOVER	61323		12.50		51,191	First
Ocwen Loan Servicing, LLC	Putnam	MAGNOLIA	61336		11.74		24,000	First
Ocwen Loan Servicing, LLC	La Salle	OGLESBY	61348		11.55		74,383	First
Ocwen Loan Servicing, LLC	Bureau	OHIO	61349		12.99		13,949	Junior

Statewide High Risk/Interst Loans for the Second Half of 2005

InstitutionName	County	City	Zip	Application Date	Interest Rate	Loan Date	Loan Amount	Loan Type
Ocwen Loan Servicing, LLC	La Salle	OTTAWA	61350		10.54		881	First
Ocwen Loan Servicing, LLC	La Salle	OTTAWA	61350		14.24		44,644	First
Ocwen Loan Servicing, LLC	La Salle	OTTAWA	61350		11.75		16,750	First
Ocwen Loan Servicing, LLC	La Salle	OTTAWA	61350		11.35		64,118	First
Ocwen Loan Servicing, LLC	Lee	PAW PAW	61353		10.65		39,783	First
Ocwen Loan Servicing, LLC	La Salle	PERU	61354		12.75		19,773	Junior
Ocwen Loan Servicing, LLC	La Salle	SENECA	61360		10.90		154,372	First
Ocwen Loan Servicing, LLC	La Salle	SENECA	61360		10.29		44,004	First
Ocwen Loan Servicing, LLC	La Salle	SENECA	61360		10.63		51,184	First
Ocwen Loan Servicing, LLC	Bureau	SPRING VALLEY	61362		10.13		57,804	First
Ocwen Loan Servicing, LLC	Bureau	SPRING VALLEY	61362		15.50		51,124	Junior
Ocwen Loan Servicing, LLC	La Salle	STREATOR	61364		12.95		12,708	First
Ocwen Loan Servicing, LLC	La Salle	STREATOR	61364		11.80		30,975	First
Ocwen Loan Servicing, LLC	La Salle	STREATOR	61364		11.63		35,487	First
Ocwen Loan Servicing, LLC	Knox	GALESBURG	61401		10.45		35,243	First
Ocwen Loan Servicing, LLC	Knox	GALESBURG	61401		10.13		24,564	First
Ocwen Loan Servicing, LLC	Knox	GALESBURG	61401		10.35		39,545	First
Ocwen Loan Servicing, LLC	Knox	GALESBURG	61401		10.45		51,074	First
Ocwen Loan Servicing, LLC	Knox	GALESBURG	61401		12.48		36,334	First
Ocwen Loan Servicing, LLC	Knox	GALESBURG	61401		11.99		24,857	First
Ocwen Loan Servicing, LLC	Knox	GALESBURG	61401		12.22		32,725	First
Ocwen Loan Servicing, LLC	Knox	GALESBURG	61401		10.97		56,730	First
Ocwen Loan Servicing, LLC	Knox	GALESBURG	61401		11.59		103,108	First
Ocwen Loan Servicing, LLC	Knox	GALESBURG	61401		10.40		30,434	First
Ocwen Loan Servicing, LLC	Knox	GALESBURG	61401		12.99		16,408	Junior
Ocwen Loan Servicing, LLC	Knox	GALESBURG	61401		14.99		24,365	Junior
Ocwen Loan Servicing, LLC	Stark	BRADFORD	61421		11.01		43,201	First
Ocwen Loan Servicing, LLC	McDonough	BUSHNELL	61422		10.50		41,073	First
Ocwen Loan Servicing, LLC	Knox	EAST GALESBURG	61430		10.50		57,244	First
Ocwen Loan Servicing, LLC	Fulton	ELLISVILLE	61431		11.70		15,743	First
Ocwen Loan Servicing, LLC	Henry	GALVA	61434		11.74		41,162	First
Ocwen Loan Servicing, LLC	Henry	GALVA	61434		10.25		39,956	First
Ocwen Loan Servicing, LLC	Knox	DELONG	61436		10.25		16,131	First
Ocwen Loan Servicing, LLC	Henry	KEWANEE	61443		10.73		57,947	First
Ocwen Loan Servicing, LLC	Henry	KEWANEE	61443		10.90		69,364	First
Ocwen Loan Servicing, LLC	Henry	KEWANEE	61443		11.10		40,570	First
Ocwen Loan Servicing, LLC	Henry	KEWANEE	61443		10.97		74,411	First
Ocwen Loan Servicing, LLC	Henry	KEWANEE	61443		12.99		38,608	Junior
Ocwen Loan Servicing, LLC	Knox	KNOXVILLE	61448		10.40		36,740	First
Ocwen Loan Servicing, LLC	McDonough	MACOMB	61455		10.20		24,723	First
Ocwen Loan Servicing, LLC	McDonough	MACOMB	61455		12.70		35,035	First
Ocwen Loan Servicing, LLC	Warren	MONMOUTH	61462		11.34		26,271	First

Statewide High Risk/Interst Loans for the Second Half of 2005

InstitutionName	County	City	Zip	Application Date	Interest Rate	Loan Date	Loan Amount	Loan Type
Ocwen Loan Servicing, LLC	Warren	MONMOUTH	61462		10.80		34,373	First
Ocwen Loan Servicing, LLC	Warren	MONMOUTH	61462		10.40		39,148	First
Ocwen Loan Servicing, LLC	Mercer	SEATON	61476		10.50		23,811	First
Ocwen Loan Servicing, LLC	Stark	TOULON	61483		11.15		32,944	First
Ocwen Loan Servicing, LLC	Mercer	VIOLA	61486		13.99		3,562	Junior
Ocwen Loan Servicing, LLC	Fulton	CANTON	61520		11.50		25,196	First
Ocwen Loan Servicing, LLC	Fulton	CANTON	61520		11.00		30,579	First
Ocwen Loan Servicing, LLC	Fulton	CANTON	61520		10.29		48,157	First
Ocwen Loan Servicing, LLC	Fulton	CANTON	61520		10.54		60,207	First
Ocwen Loan Servicing, LLC	Fulton	CANTON	61520		13.75		12,359	Junior
Ocwen Loan Servicing, LLC	Fulton	CANTON	61520		13.99		14,788	Junior
Ocwen Loan Servicing, LLC	Cook	CHILLCOTHE	61523		10.88		107,529	First
Ocwen Loan Servicing, LLC	Peoria	CHILLICOTHE	61523		11.29		64,140	First
Ocwen Loan Servicing, LLC	Peoria	ELMWOOD	61529		13.99		21,058	Junior
Ocwen Loan Servicing, LLC	Tazewell	GREEN VALLEY	61534		11.73		18,565	First
Ocwen Loan Servicing, LLC	Tazewell	GREEN VALLEY	61534		11.31		64,790	First
Ocwen Loan Servicing, LLC	Tazewell	GROVELAND	61535		10.75		134,179	First
Ocwen Loan Servicing, LLC	Peoria	HANNA CITY	61536		13.99		35,498	First
Ocwen Loan Servicing, LLC	Peoria	HANNA CITY	61536		10.99		5,666	First
Ocwen Loan Servicing, LLC	Fulton	LEWISTON	61542		11.00		45,525	First
Ocwen Loan Servicing, LLC	Mason	MANITO	61546		11.12		41,046	First
Ocwen Loan Servicing, LLC	Mason	MANITO	61546		15.75		12,135	Junior
Ocwen Loan Servicing, LLC	Mason	MANITO	61546		14.99		38,936	Junior
Ocwen Loan Servicing, LLC	Mason	MANITO	61546		14.90		40,789	Junior
Ocwen Loan Servicing, LLC	Peoria	MAPLETON	61547		10.25		39,118	First
Ocwen Loan Servicing, LLC	Tazewell	MARQUETTE HEIGHTS	61554		10.30		73,736	First
Ocwen Loan Servicing, LLC	Tazewell	NORTH PEKIN	61554		13.20		33,319	Junior
Ocwen Loan Servicing, LLC	Tazewell	PEKIN	61554		10.34		55,954	First
Ocwen Loan Servicing, LLC	Tazewell	PEKIN	61554		10.10		41,776	First
Ocwen Loan Servicing, LLC	Tazewell	PEKIN	61554		10.20		43,936	First
Ocwen Loan Servicing, LLC	Tazewell	PEKIN	61554		10.50		65,644	First
Ocwen Loan Servicing, LLC	Tazewell	PEKIN	61554		10.90		58,766	First
Ocwen Loan Servicing, LLC	Tazewell	PEKIN	61554		10.99		57,956	First
Ocwen Loan Servicing, LLC	Tazewell	PEKIN	61554		12.34		68,969	First
Ocwen Loan Servicing, LLC	Tazewell	PEKIN	61554		10.50		26,947	First
Ocwen Loan Servicing, LLC	Tazewell	PEKIN	61554		10.13		55,079	First
Ocwen Loan Servicing, LLC	Tazewell	PEKIN	61554		10.87		29,293	First
Ocwen Loan Servicing, LLC	Tazewell	PEKIN	61554		10.10		81,784	First
Ocwen Loan Servicing, LLC	Tazewell	PEKIN	61554		13.75		26,453	Junior
Ocwen Loan Servicing, LLC	Tazewell	PEKIN	61554		14.45		22,189	Junior
Ocwen Loan Servicing, LLC	Tazewell	PEKIN	61554		12.23		25,000	Junior
Ocwen Loan Servicing, LLC	Tazewell	WASHINGTON	61571		12.49		31,973	First

Statewide High Risk/Interst Loans for the Second Half of 2005

InstitutionName	County	City	Zip	Application Date	Interest Rate	Loan Date	Loan Amount	Loan Type
Ocwen Loan Servicing, LLC	Tazewell	WASHINGTON	61571		10.35		80,122	First
Ocwen Loan Servicing, LLC	Tazewell	WASHINGTON	61571		10.94		117,118	First
Ocwen Loan Servicing, LLC	Tazewell	WASHINGTON	61571		16.25		183,370	Junior
Ocwen Loan Servicing, LLC	Tazewell	WASHINGTON	61571		12.75		25,692	Junior
Ocwen Loan Servicing, LLC	Peoria	PEORIA	61603		11.45		29,385	First
Ocwen Loan Servicing, LLC	Peoria	PEORIA	61603		11.25		59,552	First
Ocwen Loan Servicing, LLC	Peoria	PEORIA	61603		10.88		52,780	First
Ocwen Loan Servicing, LLC	Peoria	PEORIA	61603		10.15		40,658	First
Ocwen Loan Servicing, LLC	Peoria	PEORIA	61603		12.37		55,838	First
Ocwen Loan Servicing, LLC	Peoria	PEORIA	61603		11.50		44,572	First
Ocwen Loan Servicing, LLC	Peoria	PEORIA	61603		11.34		60,558	First
Ocwen Loan Servicing, LLC	Peoria	PEORIA	61603		11.30		22,921	First
Ocwen Loan Servicing, LLC	Peoria	PEORIA	61603		11.38		20,725	First
Ocwen Loan Servicing, LLC	Peoria	PEORIA	61603		13.00		32,862	First
Ocwen Loan Servicing, LLC	Peoria	PEORIA	61603		12.19		21,628	First
Ocwen Loan Servicing, LLC	Peoria	PEORIA	61603		10.90		23,929	First
Ocwen Loan Servicing, LLC	Peoria	PEORIA	61603		10.09		6,381	First
Ocwen Loan Servicing, LLC	Peoria	PEORIA	61604		10.94		58,524	First
Ocwen Loan Servicing, LLC	Peoria	PEORIA	61604		10.24		61,963	First
Ocwen Loan Servicing, LLC	Peoria	PEORIA	61604		12.80		22,258	First
Ocwen Loan Servicing, LLC	Peoria	PEORIA	61604		10.25		29,479	First
Ocwen Loan Servicing, LLC	Peoria	PEORIA	61604		11.59		26,275	First
Ocwen Loan Servicing, LLC	Peoria	PEORIA	61604		11.20		32,710	First
Ocwen Loan Servicing, LLC	Peoria	PEORIA	61604		12.13		50,292	First
Ocwen Loan Servicing, LLC	Peoria	PEORIA	61604		10.20		45,395	First
Ocwen Loan Servicing, LLC	Peoria	PEORIA	61604		10.33		59,475	First
Ocwen Loan Servicing, LLC	Peoria	PEORIA	61604		14.75		28,659	Junior
Ocwen Loan Servicing, LLC	Peoria	PEORIA	61604		14.99		22,334	Junior
Ocwen Loan Servicing, LLC	Peoria	PEORIA	61604		12.75		14,588	Junior
Ocwen Loan Servicing, LLC	Peoria	WEST PEORIA	61604		10.99		85,603	First
Ocwen Loan Servicing, LLC	Peoria	PEORIA	61605		11.38		29,974	First
Ocwen Loan Servicing, LLC	Peoria	PEORIA	61605		11.63		31,617	First
Ocwen Loan Servicing, LLC	Peoria	PEORIA	61605		10.99		56,023	First
Ocwen Loan Servicing, LLC	Peoria	PEORIA	61605		10.99		51,925	First
Ocwen Loan Servicing, LLC	Peoria	PEORIA	61605		11.49		15,064	First
Ocwen Loan Servicing, LLC	Peoria	PEORIA	61605		10.50		49,023	First
Ocwen Loan Servicing, LLC	Peoria	PEORIA	61605		11.38		40,108	First
Ocwen Loan Servicing, LLC	Peoria	PEORIA	61606		10.39		94,961	First
Ocwen Loan Servicing, LLC	Peoria	PEORIA	61606		10.38		126,289	First
Ocwen Loan Servicing, LLC	Peoria	PEORIA	61606		10.49		29,603	First
Ocwen Loan Servicing, LLC	Peoria	PEORIA	61606		10.49		30,526	First
Ocwen Loan Servicing, LLC	Peoria	BARTONVILLE	61607		10.99		84,348	First

Statewide High Risk/Interst Loans for the Second Half of 2005

InstitutionName	County	City	Zip	Application Date	Interest Rate	Loan Date	Loan Amount	Loan Type
Ocwen Loan Servicing, LLC	Peoria	BARTONVILLE	61607		10.88		48,879	First
Ocwen Loan Servicing, LLC	Peoria	BARTONVILLE	61607		12.24		51,583	First
Ocwen Loan Servicing, LLC	Tazewell	CREVE COEUR	61610		10.09		52,099	First
Ocwen Loan Servicing, LLC	Tazewell	CREVE COEUR	61610		10.05		40,295	First
Ocwen Loan Servicing, LLC	Tazewell	CREVE COEUR	61610		10.63		36,518	First
Ocwen Loan Servicing, LLC	Tazewell	EAST PEORIA	61611		10.75		51,458	First
Ocwen Loan Servicing, LLC	Tazewell	EAST PEORIA	61611		10.28		59,287	First
Ocwen Loan Servicing, LLC	Tazewell	EAST PEORIA	61611		11.62		14,381	First
Ocwen Loan Servicing, LLC	Tazewell	EAST PEORIA	61611		10.63		77,212	First
Ocwen Loan Servicing, LLC	Tazewell	EAST PEORIA	61611		10.80		70,740	First
Ocwen Loan Servicing, LLC	Peoria	PEORIA	61614		12.74		26,080	First
Ocwen Loan Servicing, LLC	Peoria	PEORIA	61614		10.09		8,623	First
Ocwen Loan Servicing, LLC	Peoria	PEORIA	61614		14.99		28,031	Junior
Ocwen Loan Servicing, LLC	Peoria	PEORIA HEIGHTS	61614		10.30		49,093	First
Ocwen Loan Servicing, LLC	Peoria	PEORIA HEIGHTS	61614		12.50		14,314	Junior
Ocwen Loan Servicing, LLC	Peoria	PEORIA	61615		10.37		127,625	First
Ocwen Loan Servicing, LLC	Peoria	PEORIA	61615		11.37		75,946	First
Ocwen Loan Servicing, LLC	Peoria	PEORIA	61615		11.84		52,023	First
Ocwen Loan Servicing, LLC	Peoria	PEORIA	61615		10.35		69,961	First
Ocwen Loan Servicing, LLC	Peoria	PEORIA	61615		14.99		44,421	Junior
Ocwen Loan Servicing, LLC	Peoria	PEORIA	61615		13.99		43,369	Junior
Ocwen Loan Servicing, LLC	McLean	BLOOMINGTON	61701		10.99		27,574	First
Ocwen Loan Servicing, LLC	McLean	BLOOMINGTON	61701		10.54		88,996	First
Ocwen Loan Servicing, LLC	McLean	BLOOMINGTON	61701		10.13		29,445	First
Ocwen Loan Servicing, LLC	McLean	BLOOMINGTON	61701		11.70		21,681	First
Ocwen Loan Servicing, LLC	McLean	BLOOMINGTON	61701		15.50		28,488	Junior
Ocwen Loan Servicing, LLC	McLean	BLOOMINGTON	61701		13.20		24,710	Junior
Ocwen Loan Servicing, LLC	McLean	BLOOMINGTON	61704		10.99		58,450	First
Ocwen Loan Servicing, LLC	McLean	BLOOMINGTON	61704		10.50		54,470	First
Ocwen Loan Servicing, LLC	McLean	BLOOMINGTON	61704		10.38		69,658	First
Ocwen Loan Servicing, LLC	McLean	BLOOMINGTON	61704		10.50		143,000	First
Ocwen Loan Servicing, LLC	McLean	BLOOMINGTON	61704		10.79		77,470	First
Ocwen Loan Servicing, LLC	McLean	BLOOMINGTON	61704		12.75		48,064	Junior
Ocwen Loan Servicing, LLC	McLean	BLOOMINGTON	61704		16.00		2,292	Junior
Ocwen Loan Servicing, LLC	Logan	ATLANTA	61723		12.85		21,553	Junior
Ocwen Loan Servicing, LLC	McLean	CHENOA	61726		10.99		19,524	First
Ocwen Loan Servicing, LLC	Dewitt	CLINTON	61727		10.44		73,689	First
Ocwen Loan Servicing, LLC	McLean	COLFAX	61728		12.15		17,852	Junior
Ocwen Loan Servicing, LLC	Woodford	CONGERVILLE	61729		11.44		137,816	First
Ocwen Loan Servicing, LLC	McLean	COOKSVILLE	61730		13.95		15,072	First
Ocwen Loan Servicing, LLC	McLean	DANVERS	61732		12.75		31,178	Junior
Ocwen Loan Servicing, LLC	Tazewell	DELAVAN	61734		10.99		69,831	First

Statewide High Risk/Interst Loans for the Second Half of 2005

InstitutionName	County	City	Zip	Application Date	Interest Rate	Loan Date	Loan Amount	Loan Type
Ocwen Loan Servicing, LLC	Tazewell	DELAN	61734		10.84		21,707	First
Ocwen Loan Servicing, LLC	Woodford	EL PASO	61738		16.25		245,567	First
Ocwen Loan Servicing, LLC	Livingston	FAIRBURY	61739		13.99		24,659	First
Ocwen Loan Servicing, LLC	Livingston	FLANAGAN	61740		10.59		22,518	First
Ocwen Loan Servicing, LLC	Livingston	FLANAGAN	61740		13.75		19,738	Junior
Ocwen Loan Servicing, LLC	Livingston	FORREST	61741		12.45		51,486	First
Ocwen Loan Servicing, LLC	McLean	HEYWORTH	61745		10.02		76,838	First
Ocwen Loan Servicing, LLC	McLean	LEXINGTON	61753		11.35		54,488	First
Ocwen Loan Servicing, LLC	McLean	LEXINGTON	61753		12.50		29,430	Junior
Ocwen Loan Servicing, LLC	Woodford	MINONK	61760		12.55		22,545	First
Ocwen Loan Servicing, LLC	Woodford	MINONK	61760		16.25		44,060	First
Ocwen Loan Servicing, LLC	McLean	NORMAL	61761		10.38		72,620	First
Ocwen Loan Servicing, LLC	McLean	NORMAL	61761		10.65		58,945	First
Ocwen Loan Servicing, LLC	Livingston	PONTIAC	61764		10.34		36,738	First
Ocwen Loan Servicing, LLC	McLean	SHIRLEY	61772		12.45		58,339	First
Ocwen Loan Servicing, LLC	Ford	SIBLEY	61773		15.00		36,217	First
Ocwen Loan Servicing, LLC	Champaign	URBANA	61801		12.20		28,783	First
Ocwen Loan Servicing, LLC	Champaign	URBANA	61801		10.14		33,035	First
Ocwen Loan Servicing, LLC	Champaign	URBANA	61801		12.50		15,575	Junior
Ocwen Loan Servicing, LLC	Champaign	URBANA	61802		10.50		70,574	First
Ocwen Loan Servicing, LLC	Champaign	URBANA	61802		11.25		72,739	First
Ocwen Loan Servicing, LLC	Champaign	URBANA	61802		13.84		57,184	Junior
Ocwen Loan Servicing, LLC	Champaign	URBANA	61802		12.70		25,441	Junior
Ocwen Loan Servicing, LLC	Vermilion	ALVIN	61811		12.74		49,828	First
Ocwen Loan Servicing, LLC	Piatt	BEMENT	61813		10.99		60,022	First
Ocwen Loan Servicing, LLC	Vermilion	CATLIN	61817		12.75		27,529	Junior
Ocwen Loan Servicing, LLC	Piatt	CERRO GORDO	61818		12.59		27,501	First
Ocwen Loan Servicing, LLC	Champaign	CHAMPAIGN	61820		11.70		54,056	First
Ocwen Loan Servicing, LLC	Champaign	CHAMPAIGN	61820		10.50		51,944	First
Ocwen Loan Servicing, LLC	Champaign	CHAMPAIGN	61820		12.10		17,848	First
Ocwen Loan Servicing, LLC	Champaign	CHAMPAIGN	61820		10.90		23,396	First
Ocwen Loan Servicing, LLC	Champaign	CHAMPAIGN	61820		13.75		10,407	Junior
Ocwen Loan Servicing, LLC	Champaign	CHAMPAIGN	61821		10.79		70,675	First
Ocwen Loan Servicing, LLC	Champaign	CHAMPAIGN	61821		11.15		53,572	First
Ocwen Loan Servicing, LLC	Champaign	CHAMPAIGN	61821		10.75		46,215	First
Ocwen Loan Servicing, LLC	Champaign	CHAMPAIGN	61821		11.45		34,220	First
Ocwen Loan Servicing, LLC	Champaign	CHAMPAIGN	61821		10.75		37,160	First
Ocwen Loan Servicing, LLC	Champaign	CHAMPAIGN	61821		15.99		32,385	Junior
Ocwen Loan Servicing, LLC	Vermilion	DANVILLE	61832		10.04		39,698	First
Ocwen Loan Servicing, LLC	Vermilion	DANVILLE	61832		10.99		29,108	First
Ocwen Loan Servicing, LLC	Vermilion	DANVILLE	61832		10.15		53,028	First
Ocwen Loan Servicing, LLC	Vermilion	DANVILLE	61832		10.50		42,341	First

Statewide High Risk/Interst Loans for the Second Half of 2005

InstitutionName	County	City	Zip	Application Date	Interest Rate	Loan Date	Loan Amount	Loan Type
Ocwen Loan Servicing, LLC	Vermilion	DANVILLE	61832		11.22		29,125	First
Ocwen Loan Servicing, LLC	Vermilion	DANVILLE	61832		11.14		46,020	First
Ocwen Loan Servicing, LLC	Vermilion	DANVILLE	61832		11.50		8,712	First
Ocwen Loan Servicing, LLC	Vermilion	DANVILLE	61832		10.25		32,281	First
Ocwen Loan Servicing, LLC	Vermilion	DANVILLE	61832		11.25		60,064	First
Ocwen Loan Servicing, LLC	Vermilion	DANVILLE	61832		13.04		24,834	First
Ocwen Loan Servicing, LLC	Vermilion	DANVILLE	61832		12.50		28,896	Junior
Ocwen Loan Servicing, LLC	Vermilion	DANVILLE	61832		13.50		11,401	Junior
Ocwen Loan Servicing, LLC	Vermilion	DANVILLE	61832		13.95		28,103	Junior
Ocwen Loan Servicing, LLC	Vermilion	DANVILLE	61832		12.50		12,400	Junior
Ocwen Loan Servicing, LLC	Vermilion	DANVILLE	61832		16.25		33,448	Junior
Ocwen Loan Servicing, LLC	Vermilion	TILTON	61833		10.50		60,143	First
Ocwen Loan Servicing, LLC	Vermilion	DANVILLE	61834		11.39		84,943	First
Ocwen Loan Servicing, LLC	Vermilion	DANVILLE	61834		12.74		25,711	First
Ocwen Loan Servicing, LLC	Vermilion	DANVILLE	61834		11.45		87,867	First
Ocwen Loan Servicing, LLC	Piatt	DELAND	61839		10.63		61,591	First
Ocwen Loan Servicing, LLC	Vermilion	FITHIAN	61844		11.74		66,343	First
Ocwen Loan Servicing, LLC	Vermilion	GEORGETOWN	61846		11.24		54,023	First
Ocwen Loan Servicing, LLC	Champaign	TUSCOLA	61853		13.30		45,163	First
Ocwen Loan Servicing, LLC	Piatt	MANSFIELD	61854		10.30		68,111	First
Ocwen Loan Servicing, LLC	Vermilion	OAKWOOD	61858		11.49		66,452	First
Ocwen Loan Servicing, LLC	Champaign	OGDEN	61859		15.25		22,847	Junior
Ocwen Loan Servicing, LLC	Champaign	PESOTUM	61863		10.99		77,101	First
Ocwen Loan Servicing, LLC	Vermilion	POTOMAC	61865		11.99		52,629	First
Ocwen Loan Servicing, LLC	Vermilion	POTOMAC	61865		10.33		21,953	First
Ocwen Loan Servicing, LLC	Vermilion	POTOMAC	61865		12.55		6,450	First
Ocwen Loan Servicing, LLC	Champaign	RANTOUL	61866		10.35		56,350	First
Ocwen Loan Servicing, LLC	Champaign	SAINT JOSEPH	61873		15.99		24,691	Junior
Ocwen Loan Servicing, LLC	Champaign	SAINT JOSEPH	61873		15.70		10,432	Junior
Ocwen Loan Servicing, LLC	Champaign	TOLONA	61880		10.99		20,802	First
Ocwen Loan Servicing, LLC	Vermilion	WESTVILLE	61883		11.38		30,817	First
Ocwen Loan Servicing, LLC	Douglas	ARCOLA	61910		10.25		171,000	First
Ocwen Loan Servicing, LLC	Douglas	ARCOLA	61910		10.89		28,169	First
Ocwen Loan Servicing, LLC	Douglas	ARTHUR	61911		11.09		43,824	First
Ocwen Loan Servicing, LLC	Moultrie	BETHANY	61914		10.08		75,900	First
Ocwen Loan Servicing, LLC	Edgar	BROCTON	61917		11.50		20,693	First
Ocwen Loan Servicing, LLC	Coles	CHARLESTON	61920		10.99		39,652	First
Ocwen Loan Servicing, LLC	Coles	CHARLESTON	61920		11.28		43,124	First
Ocwen Loan Servicing, LLC	Coles	CHARLESTON	61920		10.88		42,122	First
Ocwen Loan Servicing, LLC	Coles	CHARLESTON	61920		10.80		55,011	First
Ocwen Loan Servicing, LLC	Coles	CHARLESTON	61920		10.99		53,211	First
Ocwen Loan Servicing, LLC	Coles	CHARLESTON	61920		13.50		32,270	Junior

Statewide High Risk/Interst Loans for the Second Half of 2005

InstitutionName	County	City	Zip	Application Date	Interest Rate	Loan Date	Loan Amount	Loan Type
Ocwen Loan Servicing, LLC	Coles	CHARLESTON	61920		14.99		46,316	Junior
Ocwen Loan Servicing, LLC	Edgar	CHRISMAN	61924		11.84		42,013	First
Ocwen Loan Servicing, LLC	Piatt	HAMMOND	61929		10.88		67,729	First
Ocwen Loan Servicing, LLC	Douglas	HINDSBORO	61930		10.63		43,685	First
Ocwen Loan Servicing, LLC	Coles	MATTOON	61938		10.20		58,665	First
Ocwen Loan Servicing, LLC	Coles	MATTOON	61938		10.25		66,691	First
Ocwen Loan Servicing, LLC	Coles	MATTOON	61938		10.65		63,674	First
Ocwen Loan Servicing, LLC	Coles	MATTOON	61938		12.66		14,052	Junior
Ocwen Loan Servicing, LLC	Moultrie	SULLIVAN	61951		13.80		45,287	First
Ocwen Loan Servicing, LLC	Moultrie	SULLIVAN	61951		13.75		49,656	Junior
Ocwen Loan Servicing, LLC	Douglas	TUSCOLA	61953		13.00		39,080	First
Ocwen Loan Servicing, LLC	Douglas	TUSCOLA	61953		10.13		42,528	First
Ocwen Loan Servicing, LLC	Douglas	TUSCOLA	61953		12.20		36,561	First
Ocwen Loan Servicing, LLC	Douglas	TUSCOLA	61953		11.19		67,930	First
Ocwen Loan Servicing, LLC	Douglas	TUSCOLA	61953		10.45		72,914	First
Ocwen Loan Servicing, LLC	Douglas	TUSCOLA	61953		11.74		77,905	First
Ocwen Loan Servicing, LLC	Douglas	VILLA GROVE	61956		10.80		59,990	First
Ocwen Loan Servicing, LLC	Douglas	VILLA GROVE	61956		11.53		115,014	First
Ocwen Loan Servicing, LLC	Douglas	VILLA GROVE	61956		16.25		17,329	Junior
Ocwen Loan Servicing, LLC	Shelby	WINDSOR	61957		11.99		53,850	First
Ocwen Loan Servicing, LLC	Madison	ALTON	62002		10.10		51,939	First
Ocwen Loan Servicing, LLC	Madison	ALTON	62002		12.63		98,047	First
Ocwen Loan Servicing, LLC	Madison	ALTON	62002		10.49		34,696	First
Ocwen Loan Servicing, LLC	Madison	ALTON	62002		10.48		22,278	First
Ocwen Loan Servicing, LLC	Madison	ALTON	62002		10.01		53,700	First
Ocwen Loan Servicing, LLC	Madison	ALTON	62002		10.45		63,223	First
Ocwen Loan Servicing, LLC	Madison	ALTON	62002		10.74		56,718	First
Ocwen Loan Servicing, LLC	Madison	ALTON	62002		10.99		50,150	First
Ocwen Loan Servicing, LLC	Madison	ALTON	62002		10.99		57,949	First
Ocwen Loan Servicing, LLC	Madison	ALTON	62002		12.99		63,695	First
Ocwen Loan Servicing, LLC	Madison	ALTON	62002		14.40		39,424	First
Ocwen Loan Servicing, LLC	Madison	ALTON	62002		12.25		34,992	First
Ocwen Loan Servicing, LLC	Madison	ALTON	62002		12.13		20,065	Junior
Ocwen Loan Servicing, LLC	Madison	BETHALTO	62010		10.63		125,387	First
Ocwen Loan Servicing, LLC	Madison	BETHALTO	62010		10.69		101,255	First
Ocwen Loan Servicing, LLC	Macoupin	BUNKER HILL	62014		13.99		26,438	Junior
Ocwen Loan Servicing, LLC	Greene	CARROLLTON	62016		10.25		42,082	First
Ocwen Loan Servicing, LLC	Greene	CARROLLTON	62016		16.75		32,080	Junior
Ocwen Loan Servicing, LLC	Madison	COTTAGE HILLS	62018		11.34		32,615	First
Ocwen Loan Servicing, LLC	Madison	EAST ALTON	62024		10.80		51,883	First
Ocwen Loan Servicing, LLC	Madison	EAST ALTON	62024		10.45		75,584	First
Ocwen Loan Servicing, LLC	Madison	EAST ALTON	62024		11.99		58,828	First

Statewide High Risk/Interst Loans for the Second Half of 2005

InstitutionName	County	City	Zip	Application Date	Interest Rate	Loan Date	Loan Amount	Loan Type
Ocwen Loan Servicing, LLC	Madison	EAST ALTON	62024		11.39		65,791	First
Ocwen Loan Servicing, LLC	Madison	EAST ALTON	62024		11.65		61,142	First
Ocwen Loan Servicing, LLC	Madison	EAST ALTON	62024		14.25		43,114	First
Ocwen Loan Servicing, LLC	Madison	EDWARDSVILLE	62025		10.55		110,225	First
Ocwen Loan Servicing, LLC	Madison	EDWARDSVILLE	62025		10.29		73,811	First
Ocwen Loan Servicing, LLC	Madison	EDWARDSVILLE	62025		10.40		139,086	First
Ocwen Loan Servicing, LLC	Madison	EDWARDSVILLE	62025		12.10		67,392	First
Ocwen Loan Servicing, LLC	Madison	EDWARDSVILLE	62025		14.25		28,743	Junior
Ocwen Loan Servicing, LLC	Greene	ELDRED	62027		11.74		30,914	First
Ocwen Loan Servicing, LLC	Jersey	ELSAH	62028		11.24		55,271	First
Ocwen Loan Servicing, LLC	Jersey	ELSAH	62028		10.65		12,742	First
Ocwen Loan Servicing, LLC	Montgomery	FILLMORE	62032		16.25		106,950	First
Ocwen Loan Servicing, LLC	Macoupin	GILLESPIE	62033		10.14		87,547	First
Ocwen Loan Servicing, LLC	Macoupin	GILLESPIE	62033		11.99		49,243	First
Ocwen Loan Servicing, LLC	Madison	GLEN CARBON	62034		10.99		59,010	First
Ocwen Loan Servicing, LLC	Madison	GLEN CARBON	62034		10.25		119,553	First
Ocwen Loan Servicing, LLC	Madison	GODFREY	62035		10.50		69,279	First
Ocwen Loan Servicing, LLC	Madison	GODFREY	62035		10.25		68,006	First
Ocwen Loan Servicing, LLC	Madison	GODFREY	62035		10.95		49,589	First
Ocwen Loan Servicing, LLC	Madison	GODFREY	62035		13.25		25,782	Junior
Ocwen Loan Servicing, LLC	Madison	GRANITE CITY	62040		10.50		27,705	First
Ocwen Loan Servicing, LLC	Madison	GRANITE CITY	62040		10.88		43,817	First
Ocwen Loan Servicing, LLC	Madison	GRANITE CITY	62040		11.35		61,096	First
Ocwen Loan Servicing, LLC	Madison	GRANITE CITY	62040		10.84		47,447	First
Ocwen Loan Servicing, LLC	Madison	GRANITE CITY	62040		10.75		65,709	First
Ocwen Loan Servicing, LLC	Madison	GRANITE CITY	62040		12.15		24,856	First
Ocwen Loan Servicing, LLC	Madison	GRANITE CITY	62040		11.67		45,880	First
Ocwen Loan Servicing, LLC	Madison	GRANITE CITY	62040		11.00		91,336	First
Ocwen Loan Servicing, LLC	Madison	GRANITE CITY	62040		10.50		71,395	First
Ocwen Loan Servicing, LLC	Madison	GRANITE CITY	62040		10.75		68,000	First
Ocwen Loan Servicing, LLC	Madison	GRANITE CITY	62040		10.50		63,969	First
Ocwen Loan Servicing, LLC	Madison	GRANITE CITY	62040		11.64		39,744	First
Ocwen Loan Servicing, LLC	Madison	GRANITE CITY	62040		11.00		31,555	First
Ocwen Loan Servicing, LLC	Madison	GRANITE CITY	62040		10.87		59,196	First
Ocwen Loan Servicing, LLC	Madison	GRANITE CITY	62040		10.19		35,629	First
Ocwen Loan Servicing, LLC	Madison	GRANITE CITY	62040		11.75		44,829	First
Ocwen Loan Servicing, LLC	Madison	GRANITE CITY	62040		11.14		31,545	First
Ocwen Loan Servicing, LLC	Madison	GRANITE CITY	62040		13.95		30,236	First
Ocwen Loan Servicing, LLC	Madison	GRANITE CITY	62040		14.99		9,972	Junior
Ocwen Loan Servicing, LLC	Madison	GRANITE CITY	62040		12.99		32,528	Junior
Ocwen Loan Servicing, LLC	Montgomery	HILLSBORO	62049		13.26		29,772	First
Ocwen Loan Servicing, LLC	Montgomery	HILLSBORO	62049		16.25		24,932	Junior

Statewide High Risk/Interst Loans for the Second Half of 2005

InstitutionName	County	City	Zip	Application Date	Interest Rate	Loan Date	Loan Amount	Loan Type
Ocwen Loan Servicing, LLC	Calhoun	KAMPSVILLE	62053		10.19		63,502	First
Ocwen Loan Servicing, LLC	Montgomery	LITCHFIELD	62056		11.45		75,986	First
Ocwen Loan Servicing, LLC	Montgomery	LITCHFIELD	62056		10.63		32,528	First
Ocwen Loan Servicing, LLC	Montgomery	LITCHFIELD	62056		10.84		47,982	First
Ocwen Loan Servicing, LLC	Montgomery	LITCHFIELD	62056		12.75		25,273	Junior
Ocwen Loan Servicing, LLC	Madison	LIVINGSTON	62058		10.50		53,731	First
Ocwen Loan Servicing, LLC	Madison	MADISON	62060		14.25		37,875	First
Ocwen Loan Servicing, LLC	Madison	MADISON	62060		10.75		60,099	First
Ocwen Loan Servicing, LLC	Madison	MADISON	62060		10.75		20,515	First
Ocwen Loan Servicing, LLC	Madison	MADISON	62060		11.45		34,038	First
Ocwen Loan Servicing, LLC	Madison	MARYVILLE	62062		12.99		36,500	Junior
Ocwen Loan Servicing, LLC	Macoupin	MOUNT OLIVE	62069		10.25		51,088	First
Ocwen Loan Servicing, LLC	Bond	SORENTO	62086		10.50		98,050	First
Ocwen Loan Servicing, LLC	Bond	SORENTO	62086		11.85		24,349	First
Ocwen Loan Servicing, LLC	Madison	SOUTH ROXANA	62087		10.38		21,807	First
Ocwen Loan Servicing, LLC	Madison	SOUTH ROXANA	62087		11.60		34,984	First
Ocwen Loan Servicing, LLC	Madison	SOUTH ROXANA	62087		10.80		40,309	First
Ocwen Loan Servicing, LLC	Greene	WHITE HALL	62092		16.50		16,004	Junior
Ocwen Loan Servicing, LLC	Greene	WILSONVILLE	62092		11.38		27,240	First
Ocwen Loan Servicing, LLC	Madison	WOOD RIVER	62095		10.64		30,725	First
Ocwen Loan Servicing, LLC	Madison	WOOD RIVER	62095		12.10		48,948	First
Ocwen Loan Servicing, LLC	Madison	WOOD RIVER	62095		10.75		68,925	First
Ocwen Loan Servicing, LLC	Madison	WOOD RIVER	62095		11.90		68,220	First
Ocwen Loan Servicing, LLC	Madison	WOOD RIVER	62095		11.99		53,398	First
Ocwen Loan Servicing, LLC	Madison	WOOD RIVER	62095		11.75		27,302	First
Ocwen Loan Servicing, LLC	Madison	WOOD RIVER	62095		10.12		54,684	First
Ocwen Loan Servicing, LLC	Rock Island	MOLINE	62165		10.50		56,803	First
Ocwen Loan Servicing, LLC	Saint Clair	E ST LOUIS	62201		12.25		51,136	Junior
Ocwen Loan Servicing, LLC	Saint Clair	EAST SAINT LOUIS	62201		12.45		25,391	First
Ocwen Loan Servicing, LLC	Saint Clair	EAST SAINT LOUIS	62201		11.75		23,162	First
Ocwen Loan Servicing, LLC	Saint Clair	EAST SAINT LOUIS	62201		12.33		14,746	Junior
Ocwen Loan Servicing, LLC	Saint Clair	EAST ST LOUIS	62201		10.50		19,110	First
Ocwen Loan Servicing, LLC	Saint Clair	EAST ST LOUIS	62201		11.20		27,223	First
Ocwen Loan Servicing, LLC	Saint Clair	EAST ST. LOUIS	62201		10.25		58,168	First
Ocwen Loan Servicing, LLC	Saint Clair	FAIRMONT CITY	62201		12.20		29,974	First
Ocwen Loan Servicing, LLC	Saint Clair	CENTERVILLE	62203		11.25		50,716	First
Ocwen Loan Servicing, LLC	Saint Clair	CENTREVILLE	62203		11.15		156,041	First
Ocwen Loan Servicing, LLC	Saint Clair	EAST SAINT LOUIS	62203		13.70		57,495	First
Ocwen Loan Servicing, LLC	Saint Clair	EAST SAINT LOUIS	62203		10.99		49,848	First
Ocwen Loan Servicing, LLC	Saint Clair	EAST SAINT LOUIS	62203		10.88		51,800	First
Ocwen Loan Servicing, LLC	Saint Clair	EAST SAINT LOUIS	62203		11.13		63,512	First
Ocwen Loan Servicing, LLC	Saint Clair	EAST SAINT LOUIS	62203		11.49		48,808	First

Statewide High Risk/Interst Loans for the Second Half of 2005

InstitutionName	County	City	Zip	Application Date	Interest Rate	Loan Date	Loan Amount	Loan Type
Ocwen Loan Servicing, LLC	Saint Clair	EAST SAINT LOUIS	62203		10.78		48,532	First
Ocwen Loan Servicing, LLC	Saint Clair	EAST SAINT LOUIS	62203		13.35		23,800	First
Ocwen Loan Servicing, LLC	Saint Clair	EAST SAINT LOUIS	62203		11.49		52,783	First
Ocwen Loan Servicing, LLC	Saint Clair	EAST SAINT LOUIS	62203		12.49		19,603	First
Ocwen Loan Servicing, LLC	Saint Clair	EAST SAINT LOUIS	62203		10.25		25,817	First
Ocwen Loan Servicing, LLC	Saint Clair	EAST SAINT LOUIS	62203		13.99		32,984	Junior
Ocwen Loan Servicing, LLC	Saint Clair	EAST ST LOUIS	62203		10.24		68,142	First
Ocwen Loan Servicing, LLC	Saint Clair	EAST ST LOUIS	62203		10.05		66,136	First
Ocwen Loan Servicing, LLC	Saint Clair	EAST ST LOUIS	62203		11.55		36,129	First
Ocwen Loan Servicing, LLC	Saint Clair	EAST ST LOUIS	62203		11.25		43,937	First
Ocwen Loan Servicing, LLC	Saint Clair	EAST ST LOUIS	62203		12.35		29,104	First
Ocwen Loan Servicing, LLC	Saint Clair	CAHOKIA	62204		13.30		28,548	First
Ocwen Loan Servicing, LLC	Saint Clair	E ST LOUIS	62204		11.25		25,557	First
Ocwen Loan Servicing, LLC	Saint Clair	E.ST. LOUIS	62204		11.84		7,816	First
Ocwen Loan Servicing, LLC	Saint Clair	EAST SAINT LOUIS	62204		10.25		51,172	First
Ocwen Loan Servicing, LLC	Saint Clair	EAST SAINT LOUIS	62204		10.62		31,082	First
Ocwen Loan Servicing, LLC	Saint Clair	EAST SAINT LOUIS	62204		11.37		61,216	First
Ocwen Loan Servicing, LLC	Saint Clair	EAST SAINT LOUIS	62204		10.02		54,865	First
Ocwen Loan Servicing, LLC	Saint Clair	EAST SAINT LOUIS	62204		11.37		35,362	First
Ocwen Loan Servicing, LLC	Saint Clair	EAST SAINT LOUIS	62204		12.39		39,820	First
Ocwen Loan Servicing, LLC	Saint Clair	EAST SAINT LOUIS	62204		10.28		51,956	First
Ocwen Loan Servicing, LLC	Saint Clair	EAST SAINT LOUIS	62204		12.20		8,048	First
Ocwen Loan Servicing, LLC	Saint Clair	EAST SAINT LOUIS	62204		11.95		31,263	First
Ocwen Loan Servicing, LLC	Saint Clair	EAST ST LOUIS	62204		10.59		35,686	First
Ocwen Loan Servicing, LLC	Saint Clair	SAINT LOUIS	62204		10.38		32,346	First
Ocwen Loan Servicing, LLC	Saint Clair	WASHINGTON	62204		12.80		46,332	First
Ocwen Loan Servicing, LLC	Saint Clair	WASHINGTON PARK	62204		10.49		58,434	First
Ocwen Loan Servicing, LLC	Saint Clair	WASHINGTON PARK	62204		10.49		40,530	First
Ocwen Loan Servicing, LLC	Saint Clair	WASHINGTON PARK	62204		11.34		47,114	First
Ocwen Loan Servicing, LLC	Saint Clair	WASHINGTON PARK	62204		11.62		42,550	First
Ocwen Loan Servicing, LLC	Saint Clair	WASHINGTON PARK	62204		10.26		48,713	First
Ocwen Loan Servicing, LLC	Saint Clair	WASHINGTON PARK	62204		10.33		40,050	First
Ocwen Loan Servicing, LLC	Saint Clair	WASHINGTON PARK	62204		10.63		51,353	First
Ocwen Loan Servicing, LLC	Tazewell	WASHINGTON	62204		12.30		48,055	First
Ocwen Loan Servicing, LLC	Saint Clair	EAST SAINT LOUIS	62205		10.75		56,486	First
Ocwen Loan Servicing, LLC	Saint Clair	EAST SAINT LOUIS	62205		10.24		35,599	First
Ocwen Loan Servicing, LLC	Saint Clair	EAST SAINT LOUIS	62205		10.75		35,576	First
Ocwen Loan Servicing, LLC	Saint Clair	EAST SAINT LOUIS	62205		10.75		40,976	First
Ocwen Loan Servicing, LLC	Saint Clair	EAST SAINT LOUIS	62205		10.38		70,438	First
Ocwen Loan Servicing, LLC	Saint Clair	EAST SAINT LOUIS	62205		10.25		43,559	First
Ocwen Loan Servicing, LLC	Saint Clair	EAST SAINT LOUIS	62205		10.25		35,965	First
Ocwen Loan Servicing, LLC	Saint Clair	EAST SAINT LOUIS	62205		11.05		48,688	First

Statewide High Risk/Interst Loans for the Second Half of 2005

InstitutionName	County	City	Zip	Application Date	Interest Rate	Loan Date	Loan Amount	Loan Type
Ocwen Loan Servicing, LLC	Saint Clair	EAST SAINT LOUIS	62205		12.34		30,971	First
Ocwen Loan Servicing, LLC	Saint Clair	EAST SAINT LOUIS	62205		11.14		28,894	First
Ocwen Loan Servicing, LLC	Saint Clair	EAST SAINT LOUIS	62205		14.00		14,698	First
Ocwen Loan Servicing, LLC	Saint Clair	EAST SAINT LOUIS	62205		10.84		40,447	First
Ocwen Loan Servicing, LLC	Saint Clair	EAST ST LOUIS	62205		11.60		46,833	First
Ocwen Loan Servicing, LLC	Saint Clair	EAST ST LOUIS	62205		12.50		23,446	Junior
Ocwen Loan Servicing, LLC	Saint Clair	EAST ST. LOUIS	62205		12.70		27,858	First
Ocwen Loan Servicing, LLC	Saint Clair	ST. LOUIS	62205		12.60		10,981	First
Ocwen Loan Servicing, LLC	Saint Clair	CAHOKIA	62206		12.49		37,923	First
Ocwen Loan Servicing, LLC	Saint Clair	CAHOKIA	62206		10.25		3,367	First
Ocwen Loan Servicing, LLC	Saint Clair	CAHOKIA	62206		11.45		33,123	First
Ocwen Loan Servicing, LLC	Saint Clair	CAHOKIA	62206		10.95		30,216	First
Ocwen Loan Servicing, LLC	Saint Clair	CAHOKIA	62206		10.75		66,215	First
Ocwen Loan Servicing, LLC	Saint Clair	CAHOKIA	62206		10.55		40,942	First
Ocwen Loan Servicing, LLC	Saint Clair	CAHOKIA	62206		10.50		52,536	First
Ocwen Loan Servicing, LLC	Saint Clair	CAHOKIA	62206		11.50		29,608	First
Ocwen Loan Servicing, LLC	Saint Clair	CAHOKIA	62206		10.75		34,735	First
Ocwen Loan Servicing, LLC	Saint Clair	CAHOKIA	62206		10.94		29,124	First
Ocwen Loan Servicing, LLC	Saint Clair	CAHOKIA	62206		10.80		48,956	First
Ocwen Loan Servicing, LLC	Saint Clair	CAHOKIA	62206		11.63		35,876	First
Ocwen Loan Servicing, LLC	Saint Clair	CAHOKIA	62206		11.94		25,885	First
Ocwen Loan Servicing, LLC	Saint Clair	CAHOKIA	62206		11.50		37,959	First
Ocwen Loan Servicing, LLC	Saint Clair	CAHOKIA	62206		10.10		28,516	First
Ocwen Loan Servicing, LLC	Saint Clair	CAHOKIA	62206		12.75		10,415	Junior
Ocwen Loan Servicing, LLC	Saint Clair	CAHOKIA	62206		13.99		13,109	Junior
Ocwen Loan Servicing, LLC	Saint Clair	CAHOKIA	62206		12.14		17,840	Junior
Ocwen Loan Servicing, LLC	Saint Clair	ALORTON	62207		10.52		33,708	First
Ocwen Loan Servicing, LLC	Saint Clair	ALORTON	62207		10.24		56,525	First
Ocwen Loan Servicing, LLC	Saint Clair	CENTERVILLE	62207		11.25		19,922	First
Ocwen Loan Servicing, LLC	Saint Clair	CENTERVILLE	62207		12.25		37,716	Junior
Ocwen Loan Servicing, LLC	Saint Clair	CENTREVILLE	62207		10.10		49,821	First
Ocwen Loan Servicing, LLC	Saint Clair	CENTREVILLE	62207		10.20		31,532	First
Ocwen Loan Servicing, LLC	Saint Clair	EAST SAINT LOUIS	62207		10.99		34,264	First
Ocwen Loan Servicing, LLC	Saint Clair	EAST SAINT LOUIS	62207		10.75		25,668	First
Ocwen Loan Servicing, LLC	Saint Clair	EAST SAINT LOUIS	62207		10.24		66,103	First
Ocwen Loan Servicing, LLC	Saint Clair	EAST SAINT LOUIS	62207		12.55		25,129	First
Ocwen Loan Servicing, LLC	Saint Clair	EAST SAINT LOUIS	62207		11.45		34,223	First
Ocwen Loan Servicing, LLC	Saint Clair	FAIRVIEW HEIGHTS	62208		12.35		125,308	First
Ocwen Loan Servicing, LLC	Saint Clair	FAIRVIEW HEIGHTS	62208		10.25		49,851	First
Ocwen Loan Servicing, LLC	Saint Clair	FAIRVIEW HEIGHTS	62208		10.37		103,873	First
Ocwen Loan Servicing, LLC	Saint Clair	FAIRVIEW HEIGHTS	62208		11.00		60,874	First
Ocwen Loan Servicing, LLC	Saint Clair	FAIRVIEW HEIGHTS	62208		11.95		85,594	First

Statewide High Risk/Interst Loans for the Second Half of 2005

InstitutionName	County	City	Zip	Application Date	Interest Rate	Loan Date	Loan Amount	Loan Type
Ocwen Loan Servicing, LLC	Saint Clair	FAIRVIEW HEIGHTS	62208		10.95		87,825	First
Ocwen Loan Servicing, LLC	Saint Clair	FAIRVIEW HEIGHTS	62208		10.99		48,623	First
Ocwen Loan Servicing, LLC	Saint Clair	FAIRVIEW HEIGHTS	62208		12.37		53,429	First
Ocwen Loan Servicing, LLC	Saint Clair	FAIRVIEW HEIGHTS	62208		14.50		10,648	Junior
Ocwen Loan Servicing, LLC	Saint Clair	FAIRVIEW HEIGHTS	62208		14.25		26,776	Junior
Ocwen Loan Servicing, LLC	Saint Clair	FAIRVIEW HEIGHTS	62208		16.25		13,765	Junior
Ocwen Loan Servicing, LLC	Saint Clair	FAIRVIEW HEIGHTS	62208		10.34		109,806	First
Ocwen Loan Servicing, LLC	Saint Clair	BELLEVILLE	62220		10.25		45,626	First
Ocwen Loan Servicing, LLC	Saint Clair	BELLEVILLE	62220		11.00		13,010	First
Ocwen Loan Servicing, LLC	Saint Clair	BELLEVILLE	62220		11.15		94,015	First
Ocwen Loan Servicing, LLC	Saint Clair	BELLEVILLE	62220		13.99		27,038	First
Ocwen Loan Servicing, LLC	Saint Clair	BELLEVILLE	62220		11.75		65,605	First
Ocwen Loan Servicing, LLC	Saint Clair	BELLEVILLE	62220		10.12		49,132	First
Ocwen Loan Servicing, LLC	Saint Clair	BELLEVILLE	62220		10.60		57,266	First
Ocwen Loan Servicing, LLC	Saint Clair	BELLEVILLE	62220		13.99		22,887	Junior
Ocwen Loan Servicing, LLC	Saint Clair	BELLEVILLE	62220		14.90		12,568	Junior
Ocwen Loan Servicing, LLC	Saint Clair	BELLEVILLE	62221		10.19		89,246	First
Ocwen Loan Servicing, LLC	Saint Clair	BELLEVILLE	62221		10.15		49,940	First
Ocwen Loan Servicing, LLC	Saint Clair	BELLEVILLE	62221		10.25		79,759	First
Ocwen Loan Servicing, LLC	Saint Clair	BELLEVILLE	62221		11.75		54,234	First
Ocwen Loan Servicing, LLC	Saint Clair	BELLEVILLE	62223		10.39		105,000	First
Ocwen Loan Servicing, LLC	Saint Clair	BELLEVILLE	62223		10.75		79,326	First
Ocwen Loan Servicing, LLC	Saint Clair	BELLEVILLE	62223		10.75		150,000	First
Ocwen Loan Servicing, LLC	Saint Clair	BELLEVILLE	62223		10.29		33,519	First
Ocwen Loan Servicing, LLC	Saint Clair	BELLEVILLE	62223		12.25		26,396	First
Ocwen Loan Servicing, LLC	Saint Clair	BELLEVILLE	62223		12.00		61,478	First
Ocwen Loan Servicing, LLC	Saint Clair	BELLEVILLE	62223		14.25		23,912	Junior
Ocwen Loan Servicing, LLC	Saint Clair	BELLEVILLE	62226		10.24		94,552	First
Ocwen Loan Servicing, LLC	Saint Clair	BELLEVILLE	62226		10.60		116,204	First
Ocwen Loan Servicing, LLC	Saint Clair	BELLEVILLE	62226		10.95		83,970	First
Ocwen Loan Servicing, LLC	Saint Clair	BELLEVILLE	62226		14.35		45,680	First
Ocwen Loan Servicing, LLC	Saint Clair	BELLEVILLE	62226		14.99		9,618	Junior
Ocwen Loan Servicing, LLC	Saint Clair	SWANSEA	62226		10.40		120,777	First
Ocwen Loan Servicing, LLC	Saint Clair	SWANSEA	62226		12.25		26,695	Junior
Ocwen Loan Servicing, LLC	Clinton	BREESE	62230		11.45		66,024	First
Ocwen Loan Servicing, LLC	Clinton	CARLYLE	62231		10.54		35,050	First
Ocwen Loan Servicing, LLC	Saint Clair	CASEYVILLE	62232		10.88		41,591	First
Ocwen Loan Servicing, LLC	Saint Clair	CASEYVILLE	62232		10.79		45,013	First
Ocwen Loan Servicing, LLC	Saint Clair	CASEYVILLE	62232		14.55		8,015	Junior
Ocwen Loan Servicing, LLC	Randolph	CHESTER	62233		10.94		48,932	First
Ocwen Loan Servicing, LLC	Randolph	CHESTER	62233		10.88		49,771	First
Ocwen Loan Servicing, LLC	Randolph	CHESTER	62233		12.00		25,605	First

Statewide High Risk/Interst Loans for the Second Half of 2005

InstitutionName	County	City	Zip	Application Date	Interest Rate	Loan Date	Loan Amount	Loan Type
Ocwen Loan Servicing, LLC	Madison	COLLINSVILLE	62234		10.50		45,325	First
Ocwen Loan Servicing, LLC	Madison	COLLINSVILLE	62234		10.99		64,350	First
Ocwen Loan Servicing, LLC	Madison	COLLINSVILLE	62234		10.44		51,551	First
Ocwen Loan Servicing, LLC	Madison	COLLINSVILLE	62234		13.10		22,188	First
Ocwen Loan Servicing, LLC	Madison	COLLINSVILLE	62234		12.29		29,504	First
Ocwen Loan Servicing, LLC	Madison	COLLINSVILLE	62234		12.75		26,185	Junior
Ocwen Loan Servicing, LLC	Madison	COLLINSVILLE	62234		12.99		12,647	Junior
Ocwen Loan Servicing, LLC	Madison	COLLINSVILLE	62234		15.50		33,622	Junior
Ocwen Loan Servicing, LLC	Monroe	COLUMBIA	62236		10.75		28,605	First
Ocwen Loan Servicing, LLC	Randolph	COULTERVILLE	62237		14.99		15,948	Junior
Ocwen Loan Servicing, LLC	Saint Clair	DUPO	62239		10.29		57,314	First
Ocwen Loan Servicing, LLC	Saint Clair	DUPO	62239		10.74		51,462	First
Ocwen Loan Servicing, LLC	Saint Clair	DUPO	62239		10.13		66,532	First
Ocwen Loan Servicing, LLC	Saint Clair	DUPO	62239		10.75		34,417	First
Ocwen Loan Servicing, LLC	Saint Clair	EAST CARONDELET	62240		11.60		50,602	First
Ocwen Loan Servicing, LLC	Saint Clair	EAST CARONDELET	62240		10.50		52,201	First
Ocwen Loan Servicing, LLC	Madison	HIGHLAND	62249		10.75		12,427	First
Ocwen Loan Servicing, LLC	Madison	HIGHLAND	62249		10.95		42,318	First
Ocwen Loan Servicing, LLC	Madison	HIGHLAND	62249		10.70		86,763	First
Ocwen Loan Servicing, LLC	Madison	HIGHLAND	62249		10.64		201,137	First
Ocwen Loan Servicing, LLC	Saint Clair	LEBANON	62254		13.99		8,999	Junior
Ocwen Loan Servicing, LLC	Saint Clair	MARISSA	62257		12.63		46,664	First
Ocwen Loan Servicing, LLC	Saint Clair	MARISSA	62257		13.50		29,890	Junior
Ocwen Loan Servicing, LLC	Saint Clair	MASCOUTAH	62258		10.14		92,986	First
Ocwen Loan Servicing, LLC	Bond	MULBERRY GROVE	62262		11.00		43,826	First
Ocwen Loan Servicing, LLC	Washington	NASHVILLE	62263		11.03		32,111	First
Ocwen Loan Servicing, LLC	Washington	NASHVILLE	62263		10.20		72,456	First
Ocwen Loan Servicing, LLC	Saint Clair	NEW ATHENS	62264		12.50		27,391	Junior
Ocwen Loan Servicing, LLC	Clinton	NEW BADEN	62265		10.75		76,895	First
Ocwen Loan Servicing, LLC	Saint Clair	O FALLON	62269		11.38		68,953	First
Ocwen Loan Servicing, LLC	Saint Clair	O FALLON	62269		10.25		39,395	First
Ocwen Loan Servicing, LLC	Saint Clair	O FALLON	62269		10.19		123,142	First
Ocwen Loan Servicing, LLC	Saint Clair	O FALLON	62269		12.19		51,887	First
Ocwen Loan Servicing, LLC	Saint Clair	O FALLON	62269		16.75		17,061	Junior
Ocwen Loan Servicing, LLC	Saint Clair	O FALLON	62269		12.99		10,556	Junior
Ocwen Loan Servicing, LLC	Saint Clair	OFALLON	62269		10.05		45,622	First
Ocwen Loan Servicing, LLC	Saint Clair	O'FALLON	62269		16.20		26,571	Junior
Ocwen Loan Servicing, LLC	Saint Clair	O'FALLON	62269		14.99		32,677	Junior
Ocwen Loan Servicing, LLC	Bond	POCAHONTAS	62275		10.15		68,493	First
Ocwen Loan Servicing, LLC	Randolph	SPARTA	62286		11.99		46,558	First
Ocwen Loan Servicing, LLC	Randolph	SPARTA	62286		10.75		56,887	First
Ocwen Loan Servicing, LLC	Madison	TROY	62294		10.40		52,322	First

Statewide High Risk/Interst Loans for the Second Half of 2005

InstitutionName	County	City	Zip	Application Date	Interest Rate	Loan Date	Loan Amount	Loan Type
Ocwen Loan Servicing, LLC	Monroe	WATERLOO	62298		10.90		86,975	First
Ocwen Loan Servicing, LLC	Adams	QUINCY	62301		12.99		57,006	First
Ocwen Loan Servicing, LLC	Adams	QUINCY	62301		11.34		39,543	First
Ocwen Loan Servicing, LLC	Adams	QUINCY	62301		11.35		26,450	First
Ocwen Loan Servicing, LLC	Adams	QUINCY	62301		11.60		26,441	First
Ocwen Loan Servicing, LLC	Adams	QUINCY	62301		14.99		19,924	Junior
Ocwen Loan Servicing, LLC	Pike	BARRY	62312		13.12		48,680	First
Ocwen Loan Servicing, LLC	Pike	BARRY	62312		12.75		24,583	Junior
Ocwen Loan Servicing, LLC	McDonough	COLCHESTER	62326		10.65		66,245	First
Ocwen Loan Servicing, LLC	Hancock	HAMILTON	62341		11.00		85,826	First
Ocwen Loan Servicing, LLC	Hancock	HAMILTON	62341		10.60		69,511	First
Ocwen Loan Servicing, LLC	Pike	NEBO	62355		12.99		61,200	First
Ocwen Loan Servicing, LLC	Pike	PITTSFIELD	62363		10.35		53,947	First
Ocwen Loan Servicing, LLC	Effingham	EFFINGHAM	62401		11.50		39,019	First
Ocwen Loan Servicing, LLC	Effingham	EFFINGHAM	62401		13.24		40,997	Junior
Ocwen Loan Servicing, LLC	Effingham	EFFINGHAM	62401		13.75		31,416	Junior
Ocwen Loan Servicing, LLC	Lawrence	BRIDGEPORT	62417		10.49		36,441	First
Ocwen Loan Servicing, LLC	Clark	CASEY	62420		10.25		45,760	First
Ocwen Loan Servicing, LLC	Clark	CASEY	62420		11.74		48,671	First
Ocwen Loan Servicing, LLC	Effingham	MASON	62443		10.65		30,485	First
Ocwen Loan Servicing, LLC	Cumberland	NEOGA	62447		10.99		55,006	First
Ocwen Loan Servicing, LLC	Jasper	NEWTON	62448		10.99		48,314	First
Ocwen Loan Servicing, LLC	Jasper	NEWTON	62448		12.50		3,738	Junior
Ocwen Loan Servicing, LLC	Crawford	OBLONG	62449		12.24		28,645	First
Ocwen Loan Servicing, LLC	Richland	OLNEY	62450		12.15		21,365	Junior
Ocwen Loan Servicing, LLC	Crawford	ROBINSON	62454		10.95		39,082	First
Ocwen Loan Servicing, LLC	Lawrence	SAINT FRANCISVILLE	62460		11.94		51,130	First
Ocwen Loan Servicing, LLC	Shelby	SIGEL	62462		12.24		32,083	First
Ocwen Loan Servicing, LLC	Effingham	TEUTOPOLIS	62467		10.83		58,936	First
Ocwen Loan Servicing, LLC	Cumberland	TOLEDO	62468		11.50		42,328	First
Ocwen Loan Servicing, LLC	Fayette	VANDALIA	62471		11.24		33,925	First
Ocwen Loan Servicing, LLC	Fayette	VANDALIA	62471		13.98		10,263	Junior
Ocwen Loan Servicing, LLC	Fayette	VANDALIA	62471		10.85		49,982	First
Ocwen Loan Servicing, LLC	Edwards	WEST SALEM	62476		15.50		8,836	Junior
Ocwen Loan Servicing, LLC	Macon	OAKLEY	62501		11.49		109,550	First
Ocwen Loan Servicing, LLC	Sangamon	DAWSON	62520		10.99		23,178	First
Ocwen Loan Servicing, LLC	Macon	DECATUR	62521		10.75		29,793	First
Ocwen Loan Servicing, LLC	Macon	DECATUR	62521		11.81		51,377	First
Ocwen Loan Servicing, LLC	Macon	DECATUR	62521		10.30		49,549	First
Ocwen Loan Servicing, LLC	Macon	DECATUR	62521		10.49		42,327	First
Ocwen Loan Servicing, LLC	Macon	DECATUR	62521		11.49		72,026	First
Ocwen Loan Servicing, LLC	Macon	DECATUR	62521		13.34		32,016	First

Statewide High Risk/Interst Loans for the Second Half of 2005

InstitutionName	County	City	Zip	Application Date	Interest Rate	Loan Date	Loan Amount	Loan Type
Ocwen Loan Servicing, LLC	Macon	DECATUR	62521		10.85		42,874	First
Ocwen Loan Servicing, LLC	Macon	DECATUR	62521		10.50		11,620	First
Ocwen Loan Servicing, LLC	Macon	DECATUR	62521		10.76		47,629	First
Ocwen Loan Servicing, LLC	Macon	DECATUR	62521		10.50		31,304	First
Ocwen Loan Servicing, LLC	Macon	DECATUR	62521		13.00		27,972	First
Ocwen Loan Servicing, LLC	Macon	DECATUR	62521		10.79		47,343	First
Ocwen Loan Servicing, LLC	Macon	DECATUR	62521		14.75		29,706	Junior
Ocwen Loan Servicing, LLC	Macon	DECATUR	62521		14.50		19,252	Junior
Ocwen Loan Servicing, LLC	Macon	DECATUR	62521		14.99		17,271	Junior
Ocwen Loan Servicing, LLC	Macon	DECATUR	62522		10.99		56,660	First
Ocwen Loan Servicing, LLC	Macon	DECATUR	62522		12.44		19,138	First
Ocwen Loan Servicing, LLC	Macon	DECATUR	62522		12.99		15,799	First
Ocwen Loan Servicing, LLC	Macon	DECATUR	62522		11.84		48,204	First
Ocwen Loan Servicing, LLC	Macon	DECATUR	62522		10.90		21,084	First
Ocwen Loan Servicing, LLC	Macon	DECATUR	62522		11.10		28,807	First
Ocwen Loan Servicing, LLC	Macon	DECATUR	62522		10.05		6,606	First
Ocwen Loan Servicing, LLC	Macon	DECATUR	62522		11.75		71,025	First
Ocwen Loan Servicing, LLC	Macon	DECATUR	62522		10.38		48,685	First
Ocwen Loan Servicing, LLC	Macon	DECATUR	62522		10.99		42,252	First
Ocwen Loan Servicing, LLC	macon	DECATUR	62522		11.51		52,621	First
Ocwen Loan Servicing, LLC	Macon	DECATUR	62526		14.45		25,650	First
Ocwen Loan Servicing, LLC	Macon	DECATUR	62526		11.99		41,526	First
Ocwen Loan Servicing, LLC	Macon	DECATUR	62526		10.25		39,533	First
Ocwen Loan Servicing, LLC	Macon	DECATUR	62526		10.75		48,539	First
Ocwen Loan Servicing, LLC	Macon	DECATUR	62526		10.88		32,892	First
Ocwen Loan Servicing, LLC	Macon	DECATUR	62526		12.00		18,865	First
Ocwen Loan Servicing, LLC	Macon	DECATUR	62526		11.13		50,414	First
Ocwen Loan Servicing, LLC	Macon	DECATUR	62526		12.50		37,411	First
Ocwen Loan Servicing, LLC	Macon	DECATUR	62526		11.00		36,179	First
Ocwen Loan Servicing, LLC	Macon	DECATUR	62526		10.45		49,226	First
Ocwen Loan Servicing, LLC	Macon	DECATUR	62526		10.20		33,581	First
Ocwen Loan Servicing, LLC	Macon	DECATUR	62526		12.95		38,101	First
Ocwen Loan Servicing, LLC	Macon	DECATUR	62526		10.73		53,219	First
Ocwen Loan Servicing, LLC	Macon	DECATUR	62526		10.14		33,508	First
Ocwen Loan Servicing, LLC	Macon	DECATUR	62526		10.89		28,663	First
Ocwen Loan Servicing, LLC	Macon	DECATUR	62526		10.95		76,067	First
Ocwen Loan Servicing, LLC	Macon	DECATUR	62526		11.25		50,295	First
Ocwen Loan Servicing, LLC	Macon	DECATUR	62526		10.13		33,756	First
Ocwen Loan Servicing, LLC	Macon	DECATUR	62526		12.75		49,601	First
Ocwen Loan Servicing, LLC	Macon	DECATUR	62526		13.25		14,741	Junior
Ocwen Loan Servicing, LLC	Macon	DECATUR	62526		11.49		11,286	First
Ocwen Loan Servicing, LLC	Sangamon	DIVERNON	62530		12.25		45,038	First

Statewide High Risk/Interst Loans for the Second Half of 2005

InstitutionName	County	City	Zip	Application Date	Interest Rate	Loan Date	Loan Amount	Loan Type
Ocwen Loan Servicing, LLC	Shelby	FINDLAY	62534		10.01		30,044	First
Ocwen Loan Servicing, LLC	Sangamon	ILLIOPOLIS	62539		11.97		34,082	First
Ocwen Loan Servicing, LLC	Macon	MACON	62544		16.25		17,662	First
Ocwen Loan Servicing, LLC	Logan	MOUNT PULASKI	62548		10.49		81,257	First
Ocwen Loan Servicing, LLC	Logan	MOUNT PULASKI	62548		10.37		47,344	First
Ocwen Loan Servicing, LLC	Logan	MOUNT PULASKI	62548		10.65		36,369	First
Ocwen Loan Servicing, LLC	Macon	MOUNT ZION	62549		12.75		15,098	Junior
Ocwen Loan Servicing, LLC	Christian	MOWEAQUA	62550		10.37		33,614	First
Ocwen Loan Servicing, LLC	Macon	NIANTIC	62551		10.38		33,765	First
Ocwen Loan Servicing, LLC	MACON COUNTY	OAKLEY	62552		12.59		24,333	First
Ocwen Loan Servicing, LLC	Christian	PANA	62557		10.75		50,188	First
Ocwen Loan Servicing, LLC	Christian	PANA	62557		11.00		22,362	First
Ocwen Loan Servicing, LLC	Christian	PANA	62557		13.40		14,095	Junior
Ocwen Loan Servicing, LLC	Sangamon	RIVERTON	62561		16.25		64,934	First
Ocwen Loan Servicing, LLC	Sangamon	RIVERTON	62561		12.40		48,514	First
Ocwen Loan Servicing, LLC	Sangamon	PITTSFIELD	62563		16.19		44,465	Junior
Ocwen Loan Servicing, LLC	Shelby	SHELBYVILLE	62565		10.63		57,035	First
Ocwen Loan Servicing, LLC	Shelby	SHELBYVILLE	62565		10.75		37,564	First
Ocwen Loan Servicing, LLC	Shelby	WESTERVELT	62565		10.84		83,603	First
Ocwen Loan Servicing, LLC	Christian	STONINGTON	62567		12.95		28,634	First
Ocwen Loan Servicing, LLC	Christian	TAYLORVILLE	62568		11.25		51,169	First
Ocwen Loan Servicing, LLC	Christian	TAYLORVILLE	62568		10.15		39,504	First
Ocwen Loan Servicing, LLC	Christian	TAYLORVILLE	62568		11.35		39,349	First
Ocwen Loan Servicing, LLC	Christian	TAYLORVILLE	62568		13.75		23,555	Junior
Ocwen Loan Servicing, LLC	Scott	ALSEY	62610		10.50		61,091	First
Ocwen Loan Servicing, LLC	Cass	ASHLAND	62612		10.69		15,943	First
Ocwen Loan Servicing, LLC	Cass	ASHLAND	62612		12.75		17,745	Junior
Ocwen Loan Servicing, LLC	Menard	ATHENS	62613		10.25		75,582	First
Ocwen Loan Servicing, LLC	Sangamon	AUBURN	62615		11.74		17,809	First
Ocwen Loan Servicing, LLC	Sangamon	AUBURN	62615		14.25		13,831	Junior
Ocwen Loan Servicing, LLC	Sangamon	CHATHAM	62629		13.99		12,309	Junior
Ocwen Loan Servicing, LLC	Sangamon	CHATHAM	62629		14.72		56,311	Junior
Ocwen Loan Servicing, LLC	Logan	EMDEN	62635		11.50		53,975	First
Ocwen Loan Servicing, LLC	Macoupin	GERARD	62640		10.99		15,181	First
Ocwen Loan Servicing, LLC	Menard	GREENVIEW	62642		11.99		62,833	First
Ocwen Loan Servicing, LLC	Mason	HAVANA	62644		10.88		24,196	First
Ocwen Loan Servicing, LLC	Morgan	JACKSONVILLE	62650		10.35		56,762	First
Ocwen Loan Servicing, LLC	Morgan	JACKSONVILLE	62650		11.25		44,851	First
Ocwen Loan Servicing, LLC	Morgan	JACKSONVILLE	62650		12.75		15,830	Junior
Ocwen Loan Servicing, LLC	Morgan	JACKSONVILLE	62650		13.50		24,150	Junior
Ocwen Loan Servicing, LLC	Mason	KILBOURNE	62655		10.81		38,351	First
Ocwen Loan Servicing, LLC	Mason	KILBOURNE	62655		11.15		29,617	First

Statewide High Risk/Interst Loans for the Second Half of 2005

InstitutionName	County	City	Zip	Application Date	Interest Rate	Loan Date	Loan Amount	Loan Type
Ocwen Loan Servicing, LLC	Logan	LINCOLN	62656		10.88		57,151	First
Ocwen Loan Servicing, LLC	Logan	LINCOLN	62656		10.75		63,848	First
Ocwen Loan Servicing, LLC	Logan	LINCOLN	62656		10.79		53,637	First
Ocwen Loan Servicing, LLC	Logan	LINCOLN	62656		14.99		32,540	Junior
Ocwen Loan Servicing, LLC	Mason	MASON CITY	62664		11.00		64,930	First
Ocwen Loan Servicing, LLC	Morgan	MEREDOSIA	62665		10.15		67,144	First
Ocwen Loan Servicing, LLC	Morgan	MURRAYVILLE	62668		10.59		62,691	First
Ocwen Loan Servicing, LLC	Sangamon	NEW BERLIN	62670		10.49		61,769	First
Ocwen Loan Servicing, LLC	Menard	OAKFORD	62673		12.05		45,415	Junior
Ocwen Loan Servicing, LLC	Menard	PETERSBURG	62675		12.50		29,151	Junior
Ocwen Loan Servicing, LLC	Sangamon	PLEASANT PLAINS	62677		13.04		48,847	First
Ocwen Loan Servicing, LLC	Sangamon	PLEASANT PLAINS	62677		12.75		30,465	Junior
Ocwen Loan Servicing, LLC	Schuyler	RUSHVILLE	62681		10.09		115,114	First
Ocwen Loan Servicing, LLC	Schuyler	RUSHVILLE	62681		12.99		5,075	Junior
Ocwen Loan Servicing, LLC	Macoupin	VIRDEN	62690		10.48		48,120	First
Ocwen Loan Servicing, LLC	Morgan	WAVERLY	62692		10.34		97,292	First
Ocwen Loan Servicing, LLC	Morgan	WAVERLY	62692		12.75		40,794	Junior
Ocwen Loan Servicing, LLC	Sangamon	WILLIAMSVILLE	62693		14.00		29,890	Junior
Ocwen Loan Servicing, LLC	Sangamon	SPRINGFIELD	62700		10.99		23,215	First
Ocwen Loan Servicing, LLC	Sangamon	SPRINGFIELD	62702		10.03		91,803	First
Ocwen Loan Servicing, LLC	Sangamon	SPRINGFIELD	62702		11.50		101,663	First
Ocwen Loan Servicing, LLC	Sangamon	SPRINGFIELD	62702		11.25		16,441	First
Ocwen Loan Servicing, LLC	Sangamon	SPRINGFIELD	62702		10.25		42,447	First
Ocwen Loan Servicing, LLC	Sangamon	SPRINGFIELD	62702		11.25		33,089	First
Ocwen Loan Servicing, LLC	Sangamon	SPRINGFIELD	62702		10.55		51,418	First
Ocwen Loan Servicing, LLC	Sangamon	SPRINGFIELD	62702		10.17		56,756	First
Ocwen Loan Servicing, LLC	Sangamon	SPRINGFIELD	62702		12.25		19,164	First
Ocwen Loan Servicing, LLC	Sangamon	SPRINGFIELD	62702		10.15		61,622	First
Ocwen Loan Servicing, LLC	Sangamon	SPRINGFIELD	62702		10.75		40,631	First
Ocwen Loan Servicing, LLC	Sangamon	SPRINGFIELD	62702		12.40		26,088	First
Ocwen Loan Servicing, LLC	Sangamon	SPRINGFIELD	62702		11.40		21,931	First
Ocwen Loan Servicing, LLC	Sangamon	SPRINGFIELD	62702		11.37		33,852	First
Ocwen Loan Servicing, LLC	Sangamon	SPRINGFIELD	62702		11.13		36,751	First
Ocwen Loan Servicing, LLC	Sangamon	SPRINGFIELD	62702		10.25		39,683	First
Ocwen Loan Servicing, LLC	Sangamon	SPRINGFIELD	62702		12.75		34,511	Junior
Ocwen Loan Servicing, LLC	Sangamon	SPRINGFIELD	62702		13.50		13,406	Junior
Ocwen Loan Servicing, LLC	Sangamon	SPRINGFIELD	62702		16.30		10,271	Junior
Ocwen Loan Servicing, LLC	Sangamon	SPRINGFIELD	62702		14.50		17,928	Junior
Ocwen Loan Servicing, LLC	Sangamon	SPRINGFIELD	62703		12.25		25,616	First
Ocwen Loan Servicing, LLC	Sangamon	SPRINGFIELD	62703		10.95		24,887	First
Ocwen Loan Servicing, LLC	Sangamon	SPRINGFIELD	62703		11.49		42,396	First
Ocwen Loan Servicing, LLC	Sangamon	SPRINGFIELD	62703		11.49		66,538	First

Statewide High Risk/Interst Loans for the Second Half of 2005

InstitutionName	County	City	Zip	Application Date	Interest Rate	Loan Date	Loan Amount	Loan Type
Ocwen Loan Servicing, LLC	Sangamon	SPRINGFIELD	62703		11.24		71,997	First
Ocwen Loan Servicing, LLC	Sangamon	SPRINGFIELD	62703		10.25		38,772	First
Ocwen Loan Servicing, LLC	Sangamon	SPRINGFIELD	62703		11.00		29,455	First
Ocwen Loan Servicing, LLC	Sangamon	SPRINGFIELD	62703		11.50		50,521	First
Ocwen Loan Servicing, LLC	Sangamon	SPRINGFIELD	62703		10.99		56,399	First
Ocwen Loan Servicing, LLC	Sangamon	SPRINGFIELD	62703		12.59		58,819	First
Ocwen Loan Servicing, LLC	Sangamon	SPRINGFIELD	62703		13.99		50,159	First
Ocwen Loan Servicing, LLC	Sangamon	SPRINGFIELD	62703		10.29		28,790	First
Ocwen Loan Servicing, LLC	Sangamon	SPRINGFIELD	62703		10.35		67,875	First
Ocwen Loan Servicing, LLC	Sangamon	SPRINGFIELD	62703		10.20		7,307	First
Ocwen Loan Servicing, LLC	Sangamon	SPRINGFIELD	62703		11.18		38,455	First
Ocwen Loan Servicing, LLC	Sangamon	SPRINGFIELD	62703		10.40		59,617	First
Ocwen Loan Servicing, LLC	Sangamon	SPRINGFIELD	62703		10.25		9,107	First
Ocwen Loan Servicing, LLC	Sangamon	SPRINGFIELD	62703		12.87		37,724	First
Ocwen Loan Servicing, LLC	Sangamon	SPRINGFIELD	62703		11.26		32,545	First
Ocwen Loan Servicing, LLC	Sangamon	SPRINGFIELD	62703		11.37		35,787	First
Ocwen Loan Servicing, LLC	Sangamon	SPRINGFIELD	62703		11.63		34,949	First
Ocwen Loan Servicing, LLC	Sangamon	SPRINGFIELD	62703		13.87		29,646	First
Ocwen Loan Servicing, LLC	Sangamon	SPRINGFIELD	62703		12.87		29,619	First
Ocwen Loan Servicing, LLC	Sangamon	SPRINGFIELD	62703		10.65		33,488	First
Ocwen Loan Servicing, LLC	Sangamon	SPRINGFIELD	62703		11.79		26,076	First
Ocwen Loan Servicing, LLC	Sangamon	SPRINGFIELD	62703		11.84		29,464	First
Ocwen Loan Servicing, LLC	Sangamon	SPRINGFIELD	62703		10.19		51,567	First
Ocwen Loan Servicing, LLC	Sangamon	SPRINGFIELD	62703		10.24		21,520	First
Ocwen Loan Servicing, LLC	Sangamon	SPRINGFIELD	62703		10.99		37,866	First
Ocwen Loan Servicing, LLC	Sangamon	SPRINGFIELD	62703		10.50		50,235	First
Ocwen Loan Servicing, LLC	Sangamon	SPRINGFIELD	62703		10.60		29,671	First
Ocwen Loan Servicing, LLC	Sangamon	SPRINGFIELD	62703		10.30		28,914	First
Ocwen Loan Servicing, LLC	Sangamon	SPRINGFIELD	62703		12.10		22,723	Junior
Ocwen Loan Servicing, LLC	Sangamon	SPRINGFIELD	62703		14.50		14,991	Junior
Ocwen Loan Servicing, LLC	Sangamon	SPRINGFIELD	62703		12.50		36,593	Junior
Ocwen Loan Servicing, LLC	Sangamon	SPRINGFIELD	62703		15.65		5,335	Junior
Ocwen Loan Servicing, LLC	Sangamon	SPRINGFIELD	62703		14.99		30,854	Junior
Ocwen Loan Servicing, LLC	Sangamon	SPRINGFIELD	62703		14.47		20,048	Junior
Ocwen Loan Servicing, LLC	Sangamon	SPRINGFIELD	62703		12.50		34,989	First
Ocwen Loan Servicing, LLC	Sangamon	SPRINGFIELD	62703		10.06		49,457	First
Ocwen Loan Servicing, LLC	Sangamon	SPRINGFIELD	62704		10.25		80,271	First
Ocwen Loan Servicing, LLC	Sangamon	SPRINGFIELD	62704		11.25		87,817	First
Ocwen Loan Servicing, LLC	Sangamon	SPRINGFIELD	62704		11.00		85,789	First
Ocwen Loan Servicing, LLC	Sangamon	SPRINGFIELD	62704		12.94		32,641	First
Ocwen Loan Servicing, LLC	Sangamon	SPRINGFIELD	62704		10.01		39,383	First
Ocwen Loan Servicing, LLC	Sangamon	SPRINGFIELD	62704		10.25		51,618	First

Statewide High Risk/Interst Loans for the Second Half of 2005

InstitutionName	County	City	Zip	Application Date	Interest Rate	Loan Date	Loan Amount	Loan Type
Ocwen Loan Servicing, LLC	Sangamon	SPRINGFIELD	62704		12.25		53,395	Junior
Ocwen Loan Servicing, LLC	Sangamon	SPRINGFIELD	62704		14.60		29,816	Junior
Ocwen Loan Servicing, LLC	Sangamon	SPRINGFIELD	62704		15.50		17,759	Junior
Ocwen Loan Servicing, LLC	Sangamon	SPRINGFIELD	62704		13.99		36,626	Junior
Ocwen Loan Servicing, LLC	Sangamon	SPRINGFIELD	62707		10.19		119,359	First
Ocwen Loan Servicing, LLC	Sangamon	SPRINGFIELD	62707		11.35		114,799	First
Ocwen Loan Servicing, LLC	Sangamon	SPRINGFIELD	62707		10.75		87,567	First
Ocwen Loan Servicing, LLC	Sangamon	SPRINGFIELD	62707		11.65		43,066	First
Ocwen Loan Servicing, LLC	Sangamon	SPRINGFIELD	62707		10.50		41,979	First
Ocwen Loan Servicing, LLC	Sangamon	SPRINGFIELD	62707		12.75		62,574	Junior
Ocwen Loan Servicing, LLC	Sangamon	SPRINGFIELD	62707		12.75		29,850	Junior
Ocwen Loan Servicing, LLC	Marion	CENTRALIA	62801		10.59		54,260	First
Ocwen Loan Servicing, LLC	Marion	CENTRALIA	62801		10.95		30,724	First
Ocwen Loan Servicing, LLC	Marion	CENTRALIA	62801		11.50		32,074	First
Ocwen Loan Servicing, LLC	Marion	CENTRALIA	62801		10.25		13,437	First
Ocwen Loan Servicing, LLC	Marion	CENTRALIA	62801		10.75		26,770	First
Ocwen Loan Servicing, LLC	Marion	CENTRALIA	62801		10.25		43,616	First
Ocwen Loan Servicing, LLC	Marion	CENTRALIA	62801		10.75		72,522	First
Ocwen Loan Servicing, LLC	Marion	CENTRALIA	62801		10.75		67,659	First
Ocwen Loan Servicing, LLC	Marion	CENTRALIA	62801		13.89		37,509	First
Ocwen Loan Servicing, LLC	Marion	CENTRALIA	62801		12.97		49,747	First
Ocwen Loan Servicing, LLC	Marion	CENTRALIA	62801		10.99		28,096	First
Ocwen Loan Servicing, LLC	Marion	CENTRALIA	62801		11.39		28,789	First
Ocwen Loan Servicing, LLC	Marion	CENTRALIA	62801		10.79		37,993	First
Ocwen Loan Servicing, LLC	Marion	CENTRALIA	62801		12.30		47,204	First
Ocwen Loan Servicing, LLC	Marion	CENTRALIA	62801		11.99		27,007	First
Ocwen Loan Servicing, LLC	Washington	HOYLETON	62803		10.75		35,151	First
Ocwen Loan Servicing, LLC	Edwards	ALBION	62806		10.74		61,083	First
Ocwen Loan Servicing, LLC	Marion	ALMA	62807		10.49		43,366	First
Ocwen Loan Servicing, LLC	Franklin	BENTON	62812		10.15		59,287	First
Ocwen Loan Servicing, LLC	Franklin	BENTON	62812		13.64		40,499	First
Ocwen Loan Servicing, LLC	Franklin	CHRISTOPHER	62822		10.75		51,402	First
Ocwen Loan Servicing, LLC	Perry	DU QUOIN	62832		13.50		26,415	First
Ocwen Loan Servicing, LLC	Perry	DU QUOIN	62832		10.10		4,664	First
Ocwen Loan Servicing, LLC	Perry	DU QUOIN	62832		10.90		18,534	First
Ocwen Loan Servicing, LLC	Perry	DU QUOIN	62832		10.15		19,381	First
Ocwen Loan Servicing, LLC	Perry	DU QUOIN	62832		10.14		58,475	First
Ocwen Loan Servicing, LLC	Perry	DU QUOIN	62832		12.40		16,632	Junior
Ocwen Loan Servicing, LLC	Wayne	FAIRFIELD	62837		10.49		30,655	First
Ocwen Loan Servicing, LLC	Wayne	FAIRFIELD	62837		10.74		34,688	First
Ocwen Loan Servicing, LLC	Wayne	FAIRFIELD	62837		13.09		33,648	First
Ocwen Loan Servicing, LLC	Wayne	FAIRFIELD	62837		10.99		52,975	First

Statewide High Risk/Interst Loans for the Second Half of 2005

InstitutionName	County	City	Zip	Application Date	Interest Rate	Loan Date	Loan Amount	Loan Type
Ocwen Loan Servicing, LLC	Clay	FLORA	62839		10.13		52,987	First
Ocwen Loan Servicing, LLC	Clay	FLORA	62839		10.74		19,717	First
Ocwen Loan Servicing, LLC	Jefferson	INA	62846		11.10		30,035	First
Ocwen Loan Servicing, LLC	Washington	IRVINGTON	62848		10.99		48,825	First
Ocwen Loan Servicing, LLC	Marion	IUKA	62849		12.75		18,482	Junior
Ocwen Loan Servicing, LLC	Hamilton	MACEDONIA	62860		11.59		29,279	First
Ocwen Loan Servicing, LLC	Wabash	MOUNT CARMEL	62863		11.38		34,812	First
Ocwen Loan Servicing, LLC	Jefferson	MOUNT VERNON	62864		12.25		58,137	First
Ocwen Loan Servicing, LLC	Jefferson	MOUNT VERNON	62864		10.74		35,345	First
Ocwen Loan Servicing, LLC	Jefferson	MOUNT VERNON	62864		11.29		32,125	First
Ocwen Loan Servicing, LLC	Jefferson	MOUNT VERNON	62864		11.09		27,062	First
Ocwen Loan Servicing, LLC	Jefferson	MOUNT VERNON	62864		12.09		37,545	First
Ocwen Loan Servicing, LLC	Jefferson	MOUNT VERNON	62864		10.65		18,674	First
Ocwen Loan Servicing, LLC	Jefferson	MOUNT VERNON	62864		11.17		25,464	First
Ocwen Loan Servicing, LLC	Jefferson	MOUNT VERNON	62864		10.65		140,055	First
Ocwen Loan Servicing, LLC	Jefferson	MOUNT VERNON	62864		10.79		45,096	First
Ocwen Loan Servicing, LLC	Jefferson	MOUNT VERNON	62864		11.40		35,666	First
Ocwen Loan Servicing, LLC	Jefferson	MOUNT VERNON	62864		12.00		35,107	First
Ocwen Loan Servicing, LLC	Jefferson	MOUNT VERNON	62864		10.26		93,301	First
Ocwen Loan Servicing, LLC	Jefferson	MOUNT VERNON	62864		11.63		89,194	First
Ocwen Loan Servicing, LLC	Jefferson	MOUNT VERNON	62864		10.95		25,150	First
Ocwen Loan Servicing, LLC	Jefferson	MT VERNON	62864		10.15		20,728	First
Ocwen Loan Servicing, LLC	Jefferson	MT VERNON	62864		10.25		10,821	First
Ocwen Loan Servicing, LLC	Jefferson	MT VERNON	62864		12.25		87,722	First
Ocwen Loan Servicing, LLC	Jefferson	NASON	62866		10.40		71,508	First
Ocwen Loan Servicing, LLC	White	NORRIS CITY	62869		10.75		37,415	First
Ocwen Loan Servicing, LLC	Marion	ODIN	62870		10.25		29,591	First
Ocwen Loan Servicing, LLC	Marion	SALEM	62881		10.49		47,584	First
Ocwen Loan Servicing, LLC	Marion	SALEM	62881		10.64		48,443	First
Ocwen Loan Servicing, LLC	Marion	SALEM	62881		10.99		77,999	First
Ocwen Loan Servicing, LLC	Franklin	SESSER	62884		10.25		59,220	First
Ocwen Loan Servicing, LLC	Franklin	THOMPSONVILLE	62890		11.25		30,414	First
Ocwen Loan Servicing, LLC	Franklin	VALIER	62891		11.14		31,803	First
Ocwen Loan Servicing, LLC	Marion	WALNUT HILL	62893		10.13		74,668	First
Ocwen Loan Servicing, LLC	Franklin	WEST FRANKFORT	62896		10.75		25,558	First
Ocwen Loan Servicing, LLC	Franklin	WEST FRANKFORT	62896		11.13		47,583	First
Ocwen Loan Servicing, LLC	Franklin	WEST FRANKFORT	62896		10.95		32,490	First
Ocwen Loan Servicing, LLC	Jackson	CARBONDALE	62901		11.74		65,491	First
Ocwen Loan Servicing, LLC	Jackson	CARBONDALE	62901		10.74		33,895	First
Ocwen Loan Servicing, LLC	Jackson	CARBONDALE	62901		10.74		34,912	First
Ocwen Loan Servicing, LLC	Jackson	CARBONDALE	62901		11.00		34,060	First
Ocwen Loan Servicing, LLC	Jackson	CARBONDALE	62901		12.49		21,727	First

Statewide High Risk/Interst Loans for the Second Half of 2005

InstitutionName	County	City	Zip	Application Date	Interest Rate	Loan Date	Loan Amount	Loan Type
Ocwen Loan Servicing, LLC	Union	ANNA	62906		12.62		26,762	Junior
Ocwen Loan Servicing, LLC	Massac	BROOKPORT	62910		11.09		30,538	First
Ocwen Loan Servicing, LLC	Alexander	CAIRO	62914		12.94		21,337	First
Ocwen Loan Servicing, LLC	Williamson	CARTERVILLE	62918		11.64		40,501	First
Ocwen Loan Servicing, LLC	Jackson	DOWELL	62927		13.49		18,759	Junior
Ocwen Loan Servicing, LLC	Saline	ELDORADO	62930		12.88		62,736	First
Ocwen Loan Servicing, LLC	Hardin	ELIZABETHTOWN	62931		11.69		52,359	First
Ocwen Loan Servicing, LLC	Hardin	ELIZABETHTOWN	62931		10.89		79,216	First
Ocwen Loan Servicing, LLC	Hardin	ELIZABETHTOWN	62931		12.24		43,470	First
Ocwen Loan Servicing, LLC	Jackson	GRAND TOWER	62940		14.80		16,688	First
Ocwen Loan Servicing, LLC	Saline	HARRISBURG	62946		11.50		33,746	First
Ocwen Loan Servicing, LLC	Saline	HARRISBURG	62946		12.24		33,349	First
Ocwen Loan Servicing, LLC	Saline	HARRISBURG	62946		10.90		40,990	First
Ocwen Loan Servicing, LLC	Williamson	HERRIN	62948		10.75		35,126	First
Ocwen Loan Servicing, LLC	Williamson	HERRIN	62948		15.07		40,350	First
Ocwen Loan Servicing, LLC	Williamson	HERRIN	62948		11.65		34,673	First
Ocwen Loan Servicing, LLC	Williamson	HURST	62949		10.34		8,922	First
Ocwen Loan Servicing, LLC	Williamson	JOHNSTON CITY	62951		10.90		10,397	First
Ocwen Loan Servicing, LLC	Pulaski	KARNAK	62956		12.70		25,048	First
Ocwen Loan Servicing, LLC	Williamson	MARION	62959		10.05		218,657	First
Ocwen Loan Servicing, LLC	Williamson	MARION	62959		10.24		45,793	First
Ocwen Loan Servicing, LLC	Williamson	MARION	62959		10.95		48,471	First
Ocwen Loan Servicing, LLC	Williamson	MARION	62959		11.99		30,418	First
Ocwen Loan Servicing, LLC	Williamson	MARION	62959		10.50		117,456	First
Ocwen Loan Servicing, LLC	Williamson	MARION	62959		11.55		18,245	First
Ocwen Loan Servicing, LLC	Williamson	MARION	62959		16.50		14,360	Junior
Ocwen Loan Servicing, LLC	Massac	METROPOLIS	62960		11.50		27,086	First
Ocwen Loan Servicing, LLC	Massac	METROPOLIS	62960		10.09		88,561	First
Ocwen Loan Servicing, LLC	Jackson	MURPHYSBORO	62966		11.05		18,513	First
Ocwen Loan Servicing, LLC	Jefferson	MOUNT VERNON	62986		13.41		44,224	First
Ocwen Loan Servicing, LLC	Alexander	TAMMS	62988		14.50		24,798	First
Ocwen Loan Servicing, LLC	Alexander	TAMMS	62988		16.99		15,307	Junior
Ocwen Loan Servicing, LLC	Jackson	VERGENNES	62994		11.34		46,572	First
SouthernTrust Bank	Johnson	Belknap	62908	10/14/2005	7.25	11/25/2005	26,000	First
SouthernTrust Bank	Williamson	Marion	62959	10/21/2005	8.50	11/04/2005	21,000	Junior
SouthernTrust Bank	Johnson	Vienna	62995	10/28/2005	7.25	11/25/2005	35,900	First
United Financial Mortgage Corp.	McHenry	Wonder Lake	60097	07/20/2005	11.40	08/02/2005	31,600	First
United Financial Mortgage Corp.	Cook	Streamwood	60107	08/05/2005	11.30	08/29/2005	65,615	First
United Financial Mortgage Corp.	Will	Joliet	60432	07/15/2005	11.20	07/29/2005	25,800	First
United Financial Mortgage Corp.	Will	Romeoville	60446	11/29/2005	12.00	12/27/2005	62,000	First
United Financial Mortgage Corp.	LaSalle	Earlville	60518	09/30/2005	12.50	10/31/2005	20,900	First
United Financial Mortgage Corp.	Kendall	Oswego	60543	08/09/2005	13.25	08/29/2005	26,326	Junior

Statewide High Risk/Interst Loans for the Second Half of 2005

InstitutionName	County	City	Zip	Application Date	Interest Rate	Loan Date	Loan Amount	Loan Type
United Financial Mortgage Corp.	Will	Plainfield	60544	10/20/2005	11.50	11/08/2005	76,670	First
United Financial Mortgage Corp.	Cook	Chicago	60632	07/21/2005	11.20	08/22/2005	48,500	First
United Financial Mortgage Corp.	Cook	Chicago	60634	09/12/2005	11.50	10/13/2005	73,600	First
United Financial Mortgage Corp.	Cook	Chicago	60637	08/30/2005	11.75	10/12/2005	92,000	First
United Financial Mortgage Corp.	Lee	Dixon	61021	10/26/2005	12.83	11/21/2005	25,500	First
United Financial Mortgage Corp.	Boone	Poplar Grove	61065	10/28/2005	12.25	11/14/2005	100,764	First
United Financial Mortgage Corp.	Winnebago	Loves Park	61111	09/14/2005	13.25	10/27/2005	19,200	Junior
United Financial Mortgage Corp.	Winnebago	Loves Park	61111	11/08/2001	11.25	12/19/2005	35,500	First
United Mortgage and Loan Investment, LLC	Winnebago	ROCKFORD	61102	05/01/2004	14.91	08/08/1995	31,952	First
United Mortgage and Loan Investment, LLC	Kane	ELGIN	60123	07/22/2004	14.75	09/14/2000	18,000	Junior
United Mortgage and Loan Investment, LLC	Cook	SAUK VILLAGE	60411	09/14/2001	15.50	10/31/1997	19,000	Junior
United Mortgage and Loan Investment, LLC	Cook	DOLTON	60419	12/10/2001	14.89	05/01/1996	5,415	Junior
United Mortgage and Loan Investment, LLC	Cook	DOLTON	60419	01/31/2005	15.25	07/02/1997	35,000	Junior
United Mortgage and Loan Investment, LLC	Cook	HARVEY	60426	02/28/2002	18.74	07/19/1999	11,000	Junior
United Mortgage and Loan Investment, LLC	Will	NEW LENOX	60451	05/01/2004	14.49	11/23/1998	31,950	Junior
United Mortgage and Loan Investment, LLC	Cook	PARK FOREST	60466	02/28/2002	18.99	10/19/1999	25,000	Junior
United Mortgage and Loan Investment, LLC	Cook	SOUTH HOLLAND	60473	07/31/2001	14.25	11/19/1998	33,502	Junior
United Mortgage and Loan Investment, LLC	Cook	CHICAGO	60617	10/31/2005	15.99	04/20/1995	19,533	Junior
United Mortgage and Loan Investment, LLC	Cook	CHICAGO	60617	11/04/1998	16.99	09/20/1996	4,820	First
United Mortgage and Loan Investment, LLC	Cook	CHICAGO	60619	11/30/2003	15.50	06/04/1996	15,000	Junior
United Mortgage and Loan Investment, LLC	Cook	CHICAGO	60620	10/31/2005	15.50	04/10/1995	18,840	Junior
United Mortgage and Loan Investment, LLC	Cook	CHICAGO	60621	11/30/2003	15.50	12/12/1995	13,000	Junior
United Mortgage and Loan Investment, LLC	Cook	CHICAGO	60627	02/28/2002	19.49	09/15/1999	10,000	Junior
United Mortgage and Loan Investment, LLC	Cook	CHICAGO	60628	11/30/2003	15.99	10/20/1995	6,800	Junior
United Mortgage and Loan Investment, LLC	Cook	CHICAGO	60636	11/30/2003	15.25	08/29/1995	15,000	Junior
United Mortgage and Loan Investment, LLC	Cook	CHICAGO	60644	11/30/2003	15.50	07/28/1995	6,200	Junior
United Mortgage and Loan Investment, LLC	Cook	CHICAGO	60644	10/31/2005	14.99	05/17/1995	10,900	Junior
United Mortgage and Loan Investment, LLC	Cook	CHICAGO	60644-	12/10/2001	15.50	04/28/1995	33,928	Junior
United Mortgage and Loan Investment, LLC	Cook	CHICAGO	60649	10/31/2005	15.99	11/10/1995	25,000	Junior
United Mortgage and Loan Investment, LLC	Cook	CHICAGO	60651	08/25/1999	20.31	09/27/1985	3,165	First
United Mortgage and Loan Investment, LLC	Cook	CHICAGO	60651	10/31/2005	14.99	02/08/1995	7,490	Junior
United Mortgage and Loan Investment, LLC	Cook	CHICAGO	60652	02/28/2002	16.65	07/24/2000	19,360	Junior
United Mortgage and Loan Investment, LLC	Cook	CHICAGO	60652	11/30/2003	15.50	10/09/1995	11,350	Junior
United Mortgage and Loan Investment, LLC	Kankakee	KANKAKEE	60901	07/31/2001	14.99	02/03/1998	20,000	Junior
United Mortgage and Loan Investment, LLC	Kankakee	MOMENCE	60954	09/30/2003	14.99	07/09/1997	30,000	Junior
United Mortgage and Loan Investment, LLC	Winnebago	ROCKFORD	61102	05/01/2004	13.49	04/27/1998	26,355	First
United Mortgage and Loan Investment, LLC	Winnebago	ROCKFORD	61102	03/30/2004	18.00	03/05/1997	18,000	First
United Mortgage and Loan Investment, LLC	Winnebago	ROCKFORD	61104	10/17/2005	15.15	06/25/1997	25,000	Junior
United Mortgage and Loan Investment, LLC	Warren	ALEXIS	61412	12/22/2004	12.37	10/31/2000	30,150	First
United Mortgage and Loan Investment, LLC	Madison	ALTON	62002	05/01/2004	12.99	05/13/1996	36,927	First
United Mortgage and Loan Investment, LLC	Saint Clair	E ST LOUIS	62203	12/22/2004	11.75	04/27/1998	41,565	First
United Mortgage and Loan Investment, LLC	Saint Clair	E ST LOUIS	62203	12/22/2004	12.50	03/31/1999	31,500	First

Statewide High Risk/Interst Loans for the Second Half of 2005

InstitutionName	County	City	Zip	Application Date	Interest Rate	Loan Date	Loan Amount	Loan Type
United Mortgage and Loan Investment, LLC	Saint Clair	E ST LOUIS	62204	12/22/2004	9.37	03/18/2003	45,000	First
United Mortgage and Loan Investment, LLC	Saint Clair	E ST LOUIS	62205	12/22/2004	12.50	11/15/2000	20,325	First
United Mortgage and Loan Investment, LLC	Saint Clair	BELLEVILLE	62223	09/30/2003	17.25	11/30/1996	25,000	Junior
United Mortgage and Loan Investment, LLC	Crawford	ROBINSON	62454	12/22/2004	12.67	10/24/2000	30,600	First
United Mortgage and Loan Investment, LLC	Fayette	VANDALIA	62471	06/30/2003	11.50	01/12/2001	100,000	First
United Mortgage and Loan Investment, LLC	Macon	DECATUR	62526	05/01/2004	14.99	10/23/1997	16,634	First
United Mortgage and Loan Investment, LLC	Sangamon	SPRINGFIELD	62702	03/02/2001	12.99	05/30/1997	35,000	First
United Mortgage and Loan Investment, LLC	Sangamon	SPRINGFIELD	62703	09/15/2004	12.40	01/26/1999	23,750	First
United Mortgage and Loan Investment, LLC	Franklin	BENTON	62812	12/10/2001	16.50	07/01/1997	12,527	Junior
United Mortgage and Loan Investment, LLC	White	CROSSVILLE	62827	12/22/2004	12.46	10/25/2000	36,000	First
United Mortgage and Loan Investment, LLC	Saline	GALATIA	62935	01/31/2005	15.99	06/04/1997	30,000	Junior
United Mortgage and Loan Investment, LLC	Saline	HARRISBURG	62946	03/02/2001	14.99	08/05/1997	32,739	Junior